

NATIONAL LEAGUE  
**CHAMPIONS**  
20  22



# 2023 MEDIA GUIDE





# CONGRATULATIONS TO SCOTT ROLEN



HALL OF FAME ★ CLASS OF 2023



The 2023 Philadelphia Phillies Media Guide was published in March 2023. Newspapers, websites, magazines, radio and television stations needing additional information should contact the Phillies Communications Department at: Citizens Bank Park, One Citizens Bank Way, Philadelphia, PA 19148; (215) 463-6000.

#### CREDITS

Executive Editor: Kevin Gregg

Editor: Christine Negley

Associate Editors: Chris Ware, Kenny Ayres, Dillon Siddiqi

Cover Design: Melissa Maani

Photography: Miles Kennedy, Mitchell Leff, Chanda Jones, Geneva Heffernan,

Tom Briglia, Ashley Craven, Hunter Martin, Rob Tringali, Phil Flynn, Steve Nesius,

Rusty Kennedy, Rosemary Rahn, Al Tielemans, Temple University, MLB Photos, Getty Images

Statistics provided by MLB Stats Reporting Platform, STATSPASS and Elias Sports Bureau

Special thanks to Larry Shenk, Jay McLaughlin, Derrick Chung and Jim Hogan

Copyright © 2023 The Phillies

# TABLE OF CONTENTS

## PERSONNEL

|                        |       |
|------------------------|-------|
| Baseball Personnel     | 17-25 |
| Club Ambassadors       | 32    |
| Executives             | 8-16  |
| Front Office Personnel | 4-7   |
| Major League Staff     | 26-27 |
| Medical Personnel      | 28-31 |
| Ownership              | 8     |
| Special Advisor        | 27    |

## 2023 PHILLIES

|  |        |
|--|--------|
| 2023 40-Man Roster & Non-Roster Invitees | 47-49  |
| Coaching Staff                           | 36-46  |
| Manager Rob Thomson                      | 34-35  |
| Player Biographies                       | 50-200 |

## 2022 REVIEW

|                               |         |
|-------------------------------|---------|
| Day By Day                    | 214-215 |
| Detailed Fielding             | 211     |
| Detailed Hitting              | 209     |
| Final Statistics              | 204-205 |
| Highs & Lows                  | 216     |
| Major League Standings        | 203     |
| Miscellaneous Club Statistics | 209     |
| Pinch Hitting                 | 208     |
| Runners in Scoring Position   | 208     |
| Spring Training Statistics    | 206-207 |
| Starters by Batting Order     | 204     |
| Starters by Fielding Position | 205     |
| Team Hitting                  | 210     |
| Team Notes                    | 202     |
| Team Pitching                 | 210     |
| Transactions                  | 212-213 |
| Wild Card Standings           | 203     |

## HISTORY

|                                      |         |
|--------------------------------------|---------|
| All-Time Coaches Roster              | 228     |
| All-Time Win/Loss Records            | 262     |
| All-Time Roster                      | 220-227 |
| Attendance Records                   | 261     |
| Best Season Records                  | 263     |
| Best/Worst Homestands & Road Trips   | 264     |
| Best/Worst Monthly Records           | 266     |
| Club Streaks                         | 268     |
| Draft Selections                     | 260     |
| Important Dates                      | 231     |
| Interleague Play                     | 262     |
| Last Time It Happened                | 233     |
| Long Games                           | 267     |
| Managers                             | 227     |
| Miscellaneous Club Records           | 268     |
| Opening Day                          | 232     |
| Phillies All-Time Postseason Leaders | 259     |
| Phillies Team History                | 218-219 |
| Postseason History                   | 244-258 |
| Regulars by Position                 | 235-238 |
| Retired Numbers                      | 239-243 |
| Season Starts                        | 263     |
| Service Time                         | 234     |
| Sweep Information                    | 265     |
| Tie Games                            | 231     |
| Trades                               | 233     |
| Uniform Numbers                      | 231     |
| Year-By-Year Finish                  | 228-230 |

## AWARDS

|                                    |         |
|------------------------------------|---------|
| All-Star Games in Philadelphia     | 270-271 |
| All-Star Selections                | 270     |
| All-Vet Team                       | 274     |
| Award Winners                      | 272-274 |
| BBWAA Awards                       | 278     |
| Bill Giles and Larry Rojas Awards  | 275     |
| Centennial Team                    | 274     |
| Dallas Green Award                 | 276     |
| Gold Glove Award Winners           | 274     |
| John Vukovich Award                | 276     |
| Miscellaneous All-Star Information | 271     |
| National Baseball Hall of Famers   | 278     |
| Paul Owens Award                   | 275     |

## AWARDS (cont.)

|   |     |
|---|-----|
| Richie Ashburn & David Montgomery Award | 276 |
| Roberto Clemente Award                  | 274 |
| Silver Slugger Award Winners            | 273 |
| Wall of Fame                            | 277 |

## HITTING

|                                   |         |
|-----------------------------------|---------|
| Big Innings                       | 311     |
| Career Batting Top 10             | 280     |
| Double Figures                    | 282     |
| First Major League Hit a Home Run | 287     |
| Grand Slams                       | 291     |
| Hitting Streaks                   | 316     |
| Home Runs                         | 283-285 |
| Home Runs – Game                  | 286-287 |
| Home Runs – Season                | 288-290 |
| Individual Batting Records        | 312-313 |
| Inside-the-Park Home Runs         | 292     |
| Phillies Batting Champions        | 282     |
| Phillies Hitting for the Cycle    | 282     |
| Pinch Hitting                     | 294-296 |
| Pinch-Hitting Records             | 315     |
| Runs Batted In                    | 293     |
| Runs, Hits – Game                 | 310     |
| Season Batting Top 10             | 281     |
| Season Leaders                    | 297-299 |
| Season Leaders by Position        | 302     |
| Stolen Bases                      | 308-309 |
| Team Batting Records              | 314-315 |
| Walk-Off Home Runs                | 292     |
| Yearly Batting Leaders            | 300-307 |

## PITCHING

|                                |         |
|--------------------------------|---------|
| Career Pitching Top 10         | 318     |
| Individual Pitching Records    | 331-332 |
| Miscellaneous Pitching Records | 321-322 |
| No-Hitters/One-Hitters         | 320     |
| Non-Pitchers Who Pitched       | 327     |
| Scoreless Streaks              | 324     |
| Season Leaders                 | 323-324 |
| Season Pitching Top 10         | 319     |
| Shutouts                       | 321     |
| Team Pitching Records          | 333     |
| Winning & Losing Streaks       | 330     |
| Yearly Pitching Leaders        | 325-330 |

## DEFENSE

|   |     |
|---|-----|
| All-Time Fielding Team                  | 336 |
| Career Games by Position                | 340 |
| Club Fielding Records                   | 339 |
| Consecutive Errorless Games by Position | 340 |
| Fielding Records by Position            | 339 |
| League Leaders – Defense                | 336 |
| Outfield Assists                        | 338 |
| Triple Plays                            | 337 |

## SCOUTING & PLAYER DEVELOPMENT

|                          |         |
|--------------------------|---------|
| 2022 Minor League Notes  | 359     |
| 2022 Minor League Review | 360-371 |
| Minor League Affiliates  | 358     |
| Minor League Players     | 372-430 |
| Minor League Staff       | 346-357 |
| Scouting Staff           | 342-345 |

## GENERAL INFORMATION

|                                      |         |
|--------------------------------------|---------|
| 2023 Media Information               | 438-439 |
| Citizens Bank Park Directory         | 442     |
| Citizens Bank Park Facts             | 444-448 |
| Citizens Bank Park Ground Rules      | 449     |
| Citizens Bank Park Seating Diagram   | 443     |
| How to Figure                        | 450     |
| Phillie Phanatic                     | 448     |
| Phillies Broadcasters                | 432-436 |
| Phillies in the Community            | 440-441 |
| Phillies Television & Radio Networks | 437     |
| Public Address Announcer             | 436     |
| Qualifying Marks                     | 449     |
| Rain Rules & Rules of Interest       | 450     |
| Spring Training Information          | 451-452 |



## NATIONAL BASEBALL HALL OF FAME AND MUSEUM

25 Main Street, Cooperstown, New York 13326

Phone: (607) 547-7200

Public Relations: (607) 547-0215

E-mail address: [info@baseballhall.org](mailto:info@baseballhall.org)

Website: [baseballhall.org](http://baseballhall.org)

Summer Hours: Memorial Day Weekend - Labor Day Weekend: 9 a.m. to 7 p.m.

Regular Hours: 9 a.m. to 5 p.m.

Holiday Closings: Thanksgiving Day, Christmas Day, and New Year's Day.

**DIRECTORY:** Jane Forbes Clark (Chairman), Josh Rawitch (President), Shilpa Ketharaju (Vice President Finance and Administration/Chief Financial Officer), Sean Gahagan (Vice President, Retail Merchandising & Licensing), Ken Meifert (Vice President, Sponsorship & Development), Ryan Selzner (Vice President, People and Culture)  
**PR CONTACTS:** Jon Shestakofsky (Vice President, Communications & Education) and Craig Muder (Comm. Director)

### HALL OF FAME WEEKEND 2023: July 21-24

**Class of 2023:** Fred McGriff and Scott Rolen

**Awards Presentation:** Sat. July 22    **Induction:** Sun. July 23, 1:30 p.m. ET, Clark Sports Center

### PHILLIES IN THE HALL OF FAME

A total of 41 players, managers and executives in the Hall of Fame, including 2023 electee Scott Rolen, spent some of their professional careers with the Philadelphia Phillies. Twelve of those 41 spent the majority of their careers in a Phillies uniform, including Grover Cleveland Alexander, Richie Ashburn, Dave Bancroft, Steve Carlton, Ed Delahanty, Billy Hamilton, Chuck Klein, Robin Roberts, Mike Schmidt, Sam Thompson, Harry Wright and Rolen. For a complete list of Phillies in the Hall of Fame, visit the "Hall of Famers" team pages at [www.baseballhall.org](http://www.baseballhall.org).

### NOTABLE PHILLIES ARTIFACTS IN COOPERSTOWN

- Batting helmet worn by NLCS MVP Bryce Harper during 2022 postseason games including the Wild Card, Division, Championship and World Series.
- Jersey worn by All-Star pitcher Aaron Nola on Sept. 29, 2018.
- Game-used ball and a cap worn by Cole Hamels on July 25, 2015 when he threw a no-hitter in his final start for the Phillies.
- Cap worn by Cole Hamels, a game-used baseball and manager Ryne Sandberg's lineup card from when four pitchers combined to throw a no-hitter on Sept. 1, 2014.
- Cap worn by Wilson Valdez on May 26, 2011 during his 19th-inning relief win after playing the first 18 innings at second base, becoming the first player to start a game and earn the win since Babe Ruth in 1921.
- Game ball and a jersey worn by Roy Halladay during his NLDS no-hitter on Oct. 6, 2010.
- Cap worn by Roy Halladay when he threw the 20th perfect game in major league history on May 29, 2010 against the Marlins and a game ball.
- Bat used by Chase Utley in the 2009 World Series when he tied Hall of Famer Reggie Jackson's mark for home runs in a single World Series.
- Jersey worn by 2008 World Series MVP Cole Hamels during the deciding Game 5.
- Bat used by Ryan Howard to hit two home runs during Game Four of the 2008 World Series.
- Helmet used by Carlos Ruiz from his home run and his game-winning hit in Game 3 of the 2008 World Series.
- Spikes worn by Jimmy Rollins on the final day of the 2007 season, in which he became the fourth player in MLB history to hit 20 doubles, triples and home runs with 20 steals.
- Phillies Phanatic costume donated in 2002 to mark the 25<sup>th</sup> anniversary of the mascot.
- Cap, jersey and pants worn by Mike Schmidt to hit his 500<sup>th</sup> home run on April 18, 1987.
- Ball thrown by Steve Carlton to record career strikeout No. 3,521 on June 7, 1983.



Helmet worn by Bryce Harper during 2022 postseason.

### A LOOK AHEAD TO 2024

Ballots for the 2024 Hall of Fame/BBWAA election will be distributed following the 2023 season with results from the voting scheduled to be announced in January 2024. A partial list of first-year candidates for election includes Adrián Beltré, Joe Mauer, Chase Utley and David Wright. Historical information on past BBWAA elections and the election process can be accessed at [www.baseballhall.org](http://www.baseballhall.org) or by contacting the Hall of Fame Communications department.

### CONNECT TO COOPERSTOWN

- For up-to-the-minute news from Cooperstown, visit at [www.baseballhall.org](http://www.baseballhall.org). Stay up-to-date on all the activity at the Hall of Fame's official site, on Twitter @baseballhall and through social networking on Facebook, Instagram and YouTube.
- If you would like to receive interesting stories and timely news items direct from the Hall of Fame and get the inside track on the latest happenings in Cooperstown, sign up for *Inside Pitch*. There's no cost to receive our weekly electronic newsletter in your e-mail box at home or work and it's easy to enroll: Just log on to [www.baseballhall.org/media/museum-facts](http://www.baseballhall.org/media/museum-facts).
- If you have an interest in receiving *Around The Horn*, the Hall's monthly media newsletter, please send an e-mail to [info@baseballhall.org](mailto:info@baseballhall.org). Be sure to include your name, name of organization and e-mail address. Or visit [www.baseballhall.org/media-info](http://www.baseballhall.org/media-info).

### RESEARCH ASSISTANCE

The Hall of Fame is pleased to provide assistance in baseball research and members of the media are encouraged to utilize this valuable baseball resource whenever necessary by calling the Public Relations department at (607) 547-0215, or the Library Reference desk at (607) 547-0330.



## PERSONNEL



# FRONT OFFICE PERSONNEL

## EXECUTIVE MANAGEMENT

|   |                      |
|---|----------------------|
| Managing Partner and<br>Chief Executive Officer                   | John Middleton       |
| President, Baseball Operations                                    | David Dombrowski     |
| Executive Vice President  | David Buck           |
| Chairman Emeritus   | Bill Giles           |
| Senior Vice President &<br>Chief Financial Officer                | John Nickolas        |
| Senior Vice President, Ticket Operations &<br>Projects            | John Weber           |
| Senior Vice President, Partnership Sales &<br>Corporate Marketing | Jacqueline Cuddeback |
| Manager, Executive Office   | Adele MacDonald      |
| Manager, Ownership  | Christa Linzey       |
| Coordinator, Executive Office                                     | Amy Harris           |
| Special Advisor to the President of<br>Baseball Operations        | Jimmy Rollins        |
| Special Advisor   | Mike Schmidt         |
| <b>Legal and Human Resources</b>                                  |                      |
| Vice President & General Counsel                                  | Leslie Safran        |
| Deputy General Counsel  | Frankie Garland      |
| Associate Counsel   | Elina Doolabh        |
| Director, Human Resources   | Jon Madden           |
| Manager, Human Resources & Benefits                               | Janelle Kahn         |
| Coordinator, Human Resources                                      | Ryan Kologie         |
| Coordinator, Human Resources & Benefits                           | Daniele DeFrank      |
| <b>Administration</b>   |                      |
| Vice President, Administration                                    | Kathy Killian        |
| Manager, Office Food Services                                     | Donna Walton         |
| Coordinator, Office Food Services                                 | Sharon von Fischer   |
| <b>Technology Services</b>  |                      |
| Vice President, Chief Technology Officer                          | Sean Walker          |
| Senior Director, Technology Services                              | Matt Bryan           |
| Director, Information Technology                                  | Bob Tannon           |
| Director, Technology Systems Architect                            | Kevin Donohue        |
| Director, Video Engineering                                       | Martin Otremsky      |
| Director, Enterprise Applications                                 | Michael Cunningham   |
| Principal, Technology Systems Architecture                        | Kevin Stephens       |
| Technical Project Manager   | Tricia Rubino        |
| Manager, Technology Operations                                    | Kristine Robicheaux  |
| Manager, Technology Services                                      | Trey Hurst           |
| CRM Administrator   | Jay McLaughlin       |
| Broadcast Technology Engineer                                     | Rich Rivera          |
| Broadcast Technology Coordinator                                  | Valerie Bendas       |
| Technology Services Analyst                                       | Chris Vivero         |
| Business Systems Analyst  | Gregg Beck           |
| Project Analyst   | Catherine Brown      |

## BASEBALL OPERATIONS

|  |                 |
|--|-----------------|
| Vice President, General Manager                            | Sam Fuld        |
| Assistant General Manager                                  | Anirudh Kilambi |
| Assistant General Manager                                  | Ned Rice        |
| Assistant General Manager                                  | Jorge Velandia  |
| Senior Advisor   | Pat Gillick     |
| Senior Advisor to the General Manager                      | Larry Bowa      |
| Senior Advisor to the General Manager                      | Charlie Manuel  |
| Special Assistant to the General Manager                   | Howie Kendrick  |
| Director, Baseball Operations                              | Corinne Landrey |
| Director, Baseball Development                             | Ben Werthan     |
| Director, Mental Performance,<br>Life Skills and Education | Ceci Craft      |
| Director, Mental Health                                    | Deanna Nobleza  |
| Director, Staff Recruitment &<br>Talent Development        | Steve Moser     |
| Director, Team Travel                                      | Jameson Hall    |
| Manager, Player Procurement                                | Chris Cashman   |

|  |                    |
|--|--------------------|
| Manager, Major League Hitting Strategy<br>and Analysis                 | Josh Studnitzer    |
| Manager, Major League Video & Technology                               | Chris Whiting      |
| Manager, Team Travel   | Michael Roche      |
| Major League Mental Performance Coach                                  | Todd Dilbeck       |
| Senior Coordinator, Major League Pitching<br>Strategy and Analysis     | Shaun Rubin        |
| Coordinator, Baseball Operations                                       | Trey Baur          |
| Assistant Major League Video Coordinator                               | Noah Hilton        |
| Assistant, Baseball Operations   | Frankie Scimeca    |
| Assistant, Major League Strategy & Analysis                            | Riley Wilson       |
| Spanish Language Interpreter   | Diego Ettetdgui    |
| <b>Scouting</b>  |                    |
| Director, Amateur Scouting   | Brian Barber       |
| Director, Amateur Scouting Administration                              | Rob Holiday        |
| Director, International Scouting                                       | Sal Agostinelli    |
| Director, Professional Scouting  | Mike Ondo          |
| Assistant Director, International Scouting &<br>Administration         | Derrick Chung      |
| Assistant Director, International Scouting -<br>Research & Information | Josh Lipman        |
| National Scouting Coordinator  | Darrell Connor     |
| National Scouting Coordinator  | David Crowson      |
| Coordinator, Amateur Scouting  | Connor Betze       |
| Video Coordinator, Amateur Scouting                                    | Alex Rosen         |
| International Video Scouting Assistant                                 | Kelvin Paulino     |
| Administrator, International Scouting                                  | Maurizio Ortiz     |
| <b>Player Development</b>  |                    |
| Director, Player Development   | Preston Mattingly  |
| Director, Minor League Operations                                      | Lee McDaniel       |
| Director, Minor League Training Facilities<br>and Equipment            | Joe Cynar          |
| Director, International Operations                                     | Ray Robles         |
| Director, Hitting Development  | Luke Murton        |
| Assistant Director, Player Development                                 | Dana Parks         |
| Special Assistant to Director of<br>Player Development                 | Matt Martin        |
| Senior Manager, Minor League<br>Administration                         | Dianne Gonzalez    |
| Manager, Player Development  | Edwin Soto         |
| Manager, Language Education and<br>Cultural Assimilation               | Kiah Villaman      |
| Upper-Level Hitting Coordinator/<br>Development Analyst                | Kevin Mahala       |
| Upper-Level Pitching Coordinator/<br>Development Analyst               | Mark Lowy          |
| Nutrition Coordinator  | Stephanie MacNeill |
| Minor League Physical Therapist  | Brittany Gooch     |
| Minor League Rehab Coordinator   | Justin Tallard     |
| Minor League Strength and Conditioning<br>Coordinator                  | Patrick Trainor    |
| Minor League Medical Coordinator                                       | Justin Ahrens      |
| Minor League Performance Dietician                                     | Akilah Phillips    |
| Minor League Performance Dietician                                     | Alex Moses         |
| Minor League Performance Dietician                                     | Patrick Goodwin    |
| Assistant Minor League Strength and<br>Conditioning Coordinator        | José Salas         |
| Mental Performance Scouting &<br>Rehab Coordinator                     | Traci Statler      |
| Mental Performance Coach   | Frances Cardenas   |
| Mental Performance Coach   | Brea Hapken        |
| Assistant Mental Performance Coach                                     | Andrea Padron      |
| Video Coordinator  | Connor Carroll     |
| Assistant Video Coordinator  | Thomas Knauss      |
| Minor League Administrator   | Jose Hidalgo       |
| Coordinator, Minor League Equipment                                    | Josh Glazman       |



## FRONT OFFICE PERSONNEL

|  |                 |
|--|-----------------|
| Coordinator, Clubhouse Services,           |                 |
| Carpenter Complex.....                     | Vincent Pezzino |
| Head Groundskeeper, Carpenter Complex..... | Ray Sayre       |
| Assistant Head Groundskeeper,              |                 |
| Carpenter Complex.....                     | Isaac McClain   |
| Assistant, Player Development.....         | Jake Primack    |
| Lead Teacher, Life Skills.....             | Paola Mora      |

### Research & Development

|  |                             |
|--|-----------------------------|
| Director, Research and Development.....        | Alex Nakahara               |
| Assistant Director, Quantitative Analysis..... | Patrick McFarlane           |
| Assistant Director, Foundational Research..... | Ryan Plunkett               |
| Assistant Director, Foundational Research..... | Dan Aucoin                  |
| Assistant Director, Software Engineering.....  | Tegan Ashby                 |
| Principal Engineer.....                        | Zo Obradovic                |
| Principal Quantitative Analyst.....            | Chris Fonnesebeck           |
| Manager, Software Engineering.....             | Brian Palma                 |
| Senior Software Engineer.....                  | Sam Drapeau                 |
| Senior Software Engineer.....                  | Sam Drapeau                 |
| Lead Quantitative Analyst.....                 | Saul Forman                 |
| Lead Software Engineer.....                    | Matt Sobocinski             |
| Lead Software Engineer.....                    | Rebekah Callari-Kaczmarczyk |
| Quantitative Analyst.....                      | Sam Bornstein               |
| Quantitative Analyst.....                      | Emmett Kiernan              |
| Quantitative Analyst.....                      | Brett Durborow              |
| Quantitative Analyst.....                      | Long Nguyen                 |
| Quantitative Analyst.....                      | Jack Remmert                |
| Quantitative Analyst.....                      | Sam Sitarski                |
| Quantitative Analyst.....                      | David Slusser               |
| Quantitative Analyst.....                      | Isaac Kleisle-Murphy        |
| Quantitative Analyst.....                      | Daniel Friedman             |
| Software Engineer.....                         | Quinn Lashinsky             |
| Software Engineer.....                         | Sophie Keith                |
| Software Engineer.....                         | Alek Kawczynski             |

### Integrative Baseball Performance

|  |               |
|--|---------------|
| Director, Integrative Baseball Performance & |               |
| Strategic Initiatives.....                   | Rob Segedin   |
| Quantitative Analyst.....                    | Miles Okamoto |
| Biomechanist.....                            | Anthony Brady |
| Biomechanics Analyst.....                    | Kyle Lindley  |

### Medical Services

|                                       |                      |
|---------------------------------------|----------------------|
| Director, Medical Services.....       | Dr. Michael Ciccotti |
| Head Team Physician.....              | Dr. Steven Cohen     |
| Team Physician.....                   | Dr. Jeremy Close     |
| Head Athletic Trainer.....            | Paul Buchheit        |
| Director, Strength & Conditioning     |                      |
| and Nutrition.....                    | Morgan Gregory       |
| Assistant Athletic Trainer.....       | Joe Rauch            |
| Assistant Athletic Trainer.....       | Christian Bermudez   |
| Major League Physical Therapist.....  | Alex Plum            |
| Assistant Major League Strength &     |                      |
| Conditioning Coach.....               | Furey Leva           |
| Employee Assistance Professional..... | Dickie Noles         |
| Team Chef.....                        | Keith Rudolf         |

### Clubhouse Operations

|   |                 |
|---|-----------------|
| Director, Clubhouse Services.....         | Phil Sheridan   |
| Manager, Equipment & Umpire Services..... | Dan O'Rourke    |
| Manager, Visiting Clubhouse.....          | Kevin Steinhour |
| Home Clubhouse Assistant.....             | Sean Bowers     |

### Latin American Academies

|  |                   |
|--|-------------------|
| Manager, DR Operations.....                  | Keyla Oviedo      |
| Facilities Operations Assistant.....         | Jose Morales      |
| Maintenance Assistant.....                   | Primitivo Obispo  |
| DR Coordinator, Life Skills & Education..... | Enfrin Benitez    |
| Lead Teacher, Education & Life Skills.....   | Alejandro Alfonso |
| Lead Teacher, EFL.....                       | Franklin Perez    |
| DR Mental Performance Coach.....             | Manuel Antuna     |

|                                   |                     |
|-----------------------------------|---------------------|
| Player Development Assistant..... | Francisco Hernandez |
| DR Trackman Operator.....         | Sintia Baez         |
| Clubhouse Assistant.....          | Joel Ortega         |
| Driver/Clubhouse Assistant.....   | Jose Garcia         |
| Receptionist.....                 | Roanny Santana      |

### BUSINESS AFFAIRS

|   |                |
|---|----------------|
| Vice President, Business Affairs.....   | Howard Smith   |
| Director, Concession Development.....   | Bruce Leith    |
| Director, Retail Marketing.....         | Kristin Zeller |
| Manager, Retail Merchandising.....      | John Hollinger |
| Representative, Phillie Authentics..... | Nolan DiRienzi |

### Ballpark Enterprises

|                                    |                     |
|------------------------------------|---------------------|
| Director, Special Events.....      | Leila Graham-Willis |
| Special Events Representative..... | Carly Histing       |

### Ballpark Operations

|                                    |                 |
|------------------------------------|-----------------|
| Manager, Ballpark Operations.....  | Frank Bowens    |
| Ballpark Operations Assistant..... | James Rodriguez |
| Ballpark Operations Assistant..... | Steve Simmons   |

### Landscaping Operations

|                               |                     |
|-------------------------------|---------------------|
| Manager, Landscaping.....     | Michael Talley      |
| Coordinator, Landscaping..... | Joseph Amodio       |
| Landscaper.....               | Mike Russo          |
| Landscaper.....               | Angela Curley       |
| Landscaper.....               | Monay Angell        |
| Landscaper.....               | Will Angell         |
| Landscaper.....               | Alexis Arroyo Ramos |

### Event Operations

|   |               |
|---|---------------|
| Manager, Event Operations/Staffing..... | Andy Mosiondz |
| Coordinator, Event Operations.....      | Colleen Gall  |

### Field Operations

|   |                 |
|---|-----------------|
| Director, Field Operations.....           | Jeremy Wilt     |
| Assistant Director, Field Operations..... | Barry Rees      |
| Manager, Field Operations.....            | David Yearout   |
| Manager, Field Operations.....            | Nicholas Kovacs |
| Manager, Field Operations.....            | Caleb Robinson  |
| Manager, Grounds-Urban Youth Academy..... | Max Hunt        |
| Groundskeeper.....                        | Jeff Wright     |

### Security Operations

|  |                         |
|--|-------------------------|
| Vice President, Operations & Security..... | Salvatore DeAngelis     |
| Director, Facility Operations.....         | Ed Speer                |
| Director, Security Operations.....         | Kevin Hackenbrack       |
| Manager, Operations/Security.....          | Laura Romond            |
| Supervisor, Operations/Security.....       | Kelly Davis             |
| Receptionist, Executive Offices.....       | Kelly Addario DiGiacomo |
| Coordinator, Ballpark Operations.....      | Val Miller              |
| Supervisor, Ballpark Security.....         | David Balseiro          |
| Supervisor, Ballpark Security.....         | Joe Ryan                |
| Supervisor, Ballpark Security.....         | Jonathon Sample         |
| Supervisor, Ballpark Security.....         | Robert Santos           |
| Ballpark Security Officer.....             | Sherry Balentine        |
| Ballpark Security Officer.....             | Mary Blackman           |
| Ballpark Security Officer.....             | Jahe Burton             |
| Ballpark Security Officer.....             | Ted Czynzewski          |
| Ballpark Security Officer.....             | Robert DiGregorio       |
| Ballpark Security Officer.....             | Rebecca Eelman          |
| Ballpark Security Officer.....             | Tom Fitzpatrick         |
| Ballpark Security Officer.....             | Sean Jones              |
| Ballpark Security Officer.....             | Tim Long                |
| Ballpark Security Officer.....             | Brandon Marker          |
| Ballpark Security Officer.....             | Veronica Martin         |
| Ballpark Security Officer.....             | Amare Okafor            |
| Ballpark Security Officer.....             | Aaron Thompson          |
| Ballpark Security Officer.....             | Brody Toliver           |
| Ballpark Security Officer.....             | Bret Wiesner            |
| Ballpark Security Officer.....             | Greg Wisnewski          |

# FRONT OFFICE PERSONNEL

## COMMUNICATIONS

Vice President, Communications and Senior Advisor to the Managing Partner ..... Bonnie Clark  
 Director, Player Relations & Phillies Charities ..... Sophie Riegel  
 Director, Photography/Team Photographer ..... Miles Kennedy  
 Director, Business Communications ..... Deb Rinaldi  
 Manager, Graphic Design ..... Melissa Maani  
 Coordinator, Communications ..... Lauren Testa  
 Coordinator, Communications and Phillies Charities ..... Brittani Shields

### Baseball Communications

Vice President, Baseball Communications ..... Kevin Gregg  
 Director, Publications ..... Christine Negley  
 Director, Baseball Communications ..... Chris Ware  
 Coordinator, Baseball Communications ..... Kenny Ayres

## BUSINESS ANALYTICS, FINANCE AND FLORIDA OPERATIONS

Senior Vice President & Chief Financial Officer ..... John Nickolas

### Business Analytics

Director, Business Analytics ..... Josh Barbieri  
 Director, Business Analytics-Strategy ..... Blake Summerfield  
 Business Analyst ..... Angela Ditri  
 Data Engineer ..... Joe Dementri

### Finance

Vice President, Finance and Controller ..... Shannon Snellman

### Payroll

Director, Payroll ..... Bryan Humphreys  
 Manager, Payroll ..... Denise Caines  
 Manager, Payroll and Executive Assistant ..... Iris Kellum  
 Senior Accountant ..... Michael Costanzo  
 Coordinator, Payroll & HR ..... J.P. Dunne

### Accounting

Assistant Controller ..... Lisa Joshua  
 Director, Accounts Payable & Cost Management ..... Joann Milorey  
 Manager, Accounts Payable ..... Edwin Esquerdo  
 Manager, Accounting ..... Richard Cucinotta  
 Manager, Accounting ..... Mark Pyne  
 Senior Accountant ..... Bobby Della Polla  
 Accountant ..... Kim Curtin

### Florida Operations

Director, Florida Operations ..... John Timberlake  
 General Manager, Clearwater Threshers ..... Jason Adams  
 General Manager, BayCare Ballpark ..... Doug Kemp  
 Senior Manager, Corporate Partnerships ..... Dan McDonough  
 Assistant General Manager, Clearwater Threshers ..... Dan Madden  
 Manager, Clubhouse and Equipment ..... Justin Glover  
 Manager, Community Engagement & Media ..... Rob Stretch  
 Manager, Facility Services ..... Scott Kelyman  
 Manager, Food and Beverage ..... Justin Gunsaulus  
 Manager, Maintenance ..... Sean McCarthy  
 Manager, Merchandise ..... Shan Isett  
 Manager, Promotions and Game Entertainment ..... Dominic Repper  
 Manager, Security Operations ..... Tim Scott  
 Manager, Ticket Operations ..... Pat Prevelige  
 Assistant Manager, Business Operations ..... Nick Kelly  
 Assistant Manager, Food & Beverage ..... Mike O'Soro  
 Assistant Manager, Merchandise ..... Cara Christison  
 Assistant Manager, Security Operations ..... James Vondras  
 Assistant Manager, Ticket Operations ..... Shaylyn Edwards

Corporate Sales Associate ..... Cory Sipe  
 Coordinator, Ballpark Operations ..... Will Priest  
 Coordinator, Concessions ..... Alyssa Winans  
 Coordinator, Graphic Design ..... Jill Brush  
 Coordinator, Security Operations ..... Ceci Marceau  
 Coordinator, Warehouse ..... Steve Platek  
 Office Assistant & Receptionist ..... Leslie Henley  
 Assistant, Ballpark Operations ..... Austin Joyce  
 Suites Chef ..... Jim Blades  
 Groundskeeper ..... Joseph Dorn  
 Grounds Crew, Florida Operations ..... Mikey Klinger  
 Grounds Crew, Florida Operations ..... Paul Tumavitch  
 Grounds Crew, Florida Operations ..... Lance Weber

## MARKETING - EVENTS, PROMOTIONS, OUTREACH

Vice President, Marketing Programs & Events ..... Kurt Funk

### Events

Senior Director, Marketing Events & Special Projects ..... James Trout  
 Director, Entertainment ..... Teresa Harris  
 Director, Marketing Services & Events ..... Sarah Hartsell  
 Coordinator, Marketing and Events ..... Anthony Figazzotto  
 Entertainment Representative ..... Jessica Morgan

### Promotions

Director, Promotions ..... Scott Brandreth  
 Director, Promotional Operations ..... Eric Pesce  
 Promotional Operations Representative ..... Dominic Moyer

### Phanatic

Phillie Phanatic, Entertainment Representative ..... Tom Burgoyne  
 Manager, Phanatic Events ..... Andrea Guest  
 Phanatic Representative ..... Troy Sattin

### Community Initiatives

Director, Community Initiatives ..... Mary Ann Moyer  
 Manager, Community Engagement ..... Kenny Johnson  
 Manager, Community Initiatives ..... Jacqueline Sapiro

### Community and Charity Events

Director, Community and Charity Events ..... Michele DeVicaris  
 Manager, Community Outreach ..... Kelly Yurgin  
 Coordinator, Community and Charity Events ..... TJ Farrell

### Youth Baseball & Softball

Director, Youth Baseball & Softball Development ..... Jon Joaquin  
 Coordinator, Youth Baseball & Softball Development ..... Monica Clark  
 Youth Baseball & Softball Development Representative ..... Justin Chasmar

### Outreach Ambassadors

Club Ambassador ..... Gary Matthews  
 Club Ambassador ..... Mickey Morandini  
 Club Ambassador ..... Scott Palmer  
 Club Ambassador ..... Milt Thompson

### Broadcasting & Phillies Productions

Director, Broadcasting & Phillies Productions ..... Mark DiNardo  
 Director, Video Production ..... Sean Rainey  
 Manager, Broadcasting ..... Rob Brooks  
 Manager, Electronic Display Systems ..... David Akers  
 Video Content Manager ..... Mike Licisyn  
 Video Production Manager ..... David Cattai  
 Video Producer ..... Emily Rutzen  
 Motion Graphics Designer ..... Sydney Worek  
 Video Production Coordinator ..... Dee Kelchner  
 Coordinator, Video Graphics ..... Arianna Krizek



## FRONT OFFICE PERSONNEL

### MARKETING & NEW MEDIA

Vice President, Marketing & New Media ..... Michael Harris  
 Director, Relationship Marketing ..... John Brazer  
 Director, Brand Marketing ..... Carolyn Saveri  
 Manager, Digital Media & Content ..... Meaghan Tullis  
 Coordinator, Social Media ..... Juliana Nikac  
 Digital Designer ..... Murphy Miranda  
 Digital Content Video Producer ..... Jace Kaleikau  
 Advertising Specialist ..... Fiona Cardamone

### PARTNERSHIP SALES & CORPORATE MARKETING

Senior Vice President, Partnership Sales &  
 Corporate Marketing ..... Jacqueline Cuddeback  
 Senior Director, Business Development and  
 Suite Sales ..... Kevin Beale  
 Manager, Client Services & Alumni Relations... Debbie Nocito  
 Manager, Business Operations ..... Justina Campana  
 Coordinator, Suite Sales & Services ..... Jen Dornbusch  
 Sponsorship & Suite Sales Representative .... Lauren Collison

#### Advertising Sales

Director, Partnership Sales &  
 Corporate Marketing ..... Rob MacPherson  
 Director, Corporate Sales ..... Scott Nickle  
 Manager, Advertising Sales ..... Tom Sullivan  
 Manager, Partnership Sales ..... Jocelyn Good

#### Client Solutions

Manager, Client Solutions ..... Bianca Freeman  
 Coordinator, Client Solutions ..... Ryan Dorrycott  
 Coordinator, Client Solutions ..... Krissy Kaighn

### SALES, TICKETS AND PROJECTS

Senior Vice President,  
 Ticket Operations & Projects ..... John Weber  
 Senior Director, Sales ..... Derek Schuster  
 Senior Director, Group Sales ..... Vanessa Mapson  
 Director, Ticket Technology &  
 Development ..... Christopher Pohl  
 Director, Season Ticket Services ..... Mike Holdren  
 Director, Premium Sales & Services ..... Matt Kessler  
 Director, Ticket Operations ..... Ken Duffy  
 Director, Group Sales ..... Robb Kazenski  
 Manager, Ticket Services ..... Ryan Simon  
 Manager, Ticket Operations & Services ..... Andrew Heston  
 Manager, Group Suites and  
 Hospitality Services ..... Joanne Hudson  
 Manager, Group Sales ..... Tony Burns  
 Manager, Group and Season Sales ..... Shawn Blubaugh  
 Coordinator, Ticket Account Processing ..... Andrea Hobbs  
 Coordinator, Ticket Operations ..... Jalen Green  
 Coordinator, Group Sales ..... Valerie Nava  
 Ticket Operations Representative ..... Delvy Francisco  
 Season & Group Sales Representative ..... Troy Martino  
 Season & Group Sales Representative ..... Shannon Profy  
 Season & Group Sales Representative ..... Caroline Coyne  
 Season & Group Sales  
 Representative ..... Tyrese Marquis-Belfield  
 Season & Group Sales Representative ..... Sean McClatchy  
 Season & Group Sales Representative ..... Makayla McKinney  
 Project Manager, Ballpark Renovations ..... Andrew Roach



## EXECUTIVES



### **JOHN MIDDLETON** Managing Partner and Chief Executive Officer

John S. Middleton has been a limited partner of the Phillies ownership group since 1994. His family owns a 48 percent stake in the franchise. The Buck family owns an equal interest in the club. Middleton was designated the team's control person and managing partner in November 2016. In those roles, he is responsible for the overall operation of the club and its compliance with the MLB rules. In 2021, Middleton became one of the eight members of Major League Baseball's Executive Council. He also serves as chairman of MLB's Ownership Committee.

Middleton's primary focus for the organization is to set the franchise on course to contend for world championships and to preserve the club's reputation as a world-class organization both on and off the field. Middleton reinforced this goal by extending the contract of President of Baseball Operations David Dombrowski for an additional three years, through the 2027 season, after his success leading the club to its eighth pennant in franchise history in 2022.

John and his wife Leigh have been honored with the prestigious Philadelphia Award and have received additional recognition for their efforts to end chronic homelessness in Philadelphia through the work of Project HOME, on whose board of directors Leigh has long served. The Middletons also support education and workforce development through programmatic initiatives undertaken by the City of Philadelphia, the School District of Philadelphia, Drexel University, Philadelphia Youth Network and Philadelphia Academies. In 2022, Middleton was honored as Humanitarian of the Year by Magee Rehabilitation Hospital and Honoree of the Year by Valley Youth House.

As one of the Philadelphia region's most prominent leaders, Middleton has been included on the *Philadelphia Business Journal's* "Power List" since 2016.

Born in Havertown, Pa., Middleton graduated magna cum laude from Amherst College in 1977 with a B.S. degree in economics and from Harvard Business School in 1979 where he earned his MBA. He has served as a member of Amherst's board of trustees and a member of the board of trustees for Penn Medicine.



### **OWNERSHIP**

The Phillies is a limited partnership formed in 1981. The Middleton and Buck families are equal partners while Pat Gillick and the Montgomery family own the remaining interests. No partner owns a majority of the team.



## EXECUTIVES



**DAVID DOMBROWSKI**  
President of Baseball Operations

David Dombrowski was hired as the Phillies' first-ever president of baseball operations on Dec. 11, 2020. Philadelphia marks his fifth organization in charge of a baseball operations department, following stints with the Montreal Expos (1988-91), Florida Marlins (1991-2001), Detroit Tigers (2001-15) and Boston Red Sox (2015-19). Throughout his distinguished career, David has built two World Series-winning teams in Florida (1997) and Boston (2018) and his clubs have won five pennants and seven division titles. This past season, when the Phillies captured their eighth National League pennant, David became the first head of baseball operations to lead four franchises to the World Series.

Prior to joining the Phillies, David had spent most of 2020 working with Music City Baseball, a group dedicated to bringing a Major League Baseball team to Nashville, Tenn. He began as a consultant and a member of the board of directors until being named president on Nov. 1, positions that he abdicated upon being hired by the Phillies.

Before Nashville, David's previous affiliation with a major league club resulted in a World Series win. He joined the Boston Red Sox as president of baseball operations on Aug. 18, 2015, a position he held until September 2019. From his hire date through the end of the 2018 season – when the Red Sox won the World Series – his club amassed the best record in all of Major League Baseball (320-210, .604). During his three full seasons in Boston (2016-19), the team won the American League East division title all three years, the first time in franchise history it had won AL East consecutive titles since the current alignment was established in 1969. The club's third consecutive division championship in 2018 came as the result of a single-season franchise-record 108 wins, eclipsing the previous record of 105 set in 1912, the first year at Fenway Park. Eleven more victories in the postseason gave Boston 119 for the year – the winningest season in club history.

Preceding David's time in Boston, he served as president, CEO & general manager of the Tigers from Nov. 5, 2001 until Aug. 4, 2015. During his tenure in Detroit, which spanned 14 seasons, his teams reached the postseason five times: first as the American League Wild Card winner in 2006, which snapped an 18-year playoff drought for the organization, and again with a franchise-record four consecutive AL Central Division titles from 2011-14. Detroit captured the AL pennant twice in that time frame, in 2006 and in 2012, with the former marking the team's first trip to the World Series since 1984.

The Phillies mark his first time helming a National League club since David spent 10 years as GM for the Marlins. His tenure there began in September 1991 when he was hired as the franchise's first-ever executive vice president and general manager. While at the helm in South Florida, David constructed the Marlins team that won the World Series title in 1997, just their fifth year of existence. Starting from their inaugural season in 1993 through 1997, the Marlins increased their winning percentage year over year, becoming the first-ever expansion team to do so. In 1998, the Marlins were honored by *USA Today* as Organization of the Year.

Before landing with the Marlins, David served the Expos for parts of five years (December 1986-September 1991) in a variety of front office roles, including director of the club's minor league system, assistant GM, vice president of player personnel and GM. He was 32 years old at the time of his appointment to GM prior to the 1990 season, the youngest chief baseball official in the major leagues at the time. Following the 1990 season, he was recognized as the UPI Major League Executive of the Year, and *Baseball America* acknowledged the Expos as Organization of the Year in both 1988 and 1990.

It was with the Chicago White Sox that David received his first baseball experience in 1978 under the tutelage of longtime baseball executive Roland Hemond. David spent four seasons working in the minor league and scouting department and in the player development department of the White Sox before being named assistant GM under Hemond in November 1981. He eventually was named vice president of baseball operations in December 1985.

In addition to his extensive accomplishments relating to on-field baseball performance, David has also been involved in areas off the field around the game. In April 2013, former Commissioner Allan H. (Bud) Selig named him chairman of the Commissioner's On-Field Diversity Task Force, which addresses the talent pipeline that impacts the representation and development of diverse players and on-field personnel in Major League Baseball, particularly African Americans. While with the Tigers, also in 2013, he accepted the Commissioner's Award for Philanthropic Excellence on behalf of the club for their Anti-Bullying community program.

Throughout his career, David has received numerous awards for his achievements in baseball, including *Baseball America's* Executive of the Year award in both 2006 and 2018. At MLB's annual General Managers Meetings, he has been recognized several times with the John Schuerholz Longevity Achievement Award for his years of service as a general manager and president of baseball operations, most recently in November 2018 for reaching 30 years in those roles. David was a co-recipient of *The Sporting News'* Executive of the Year Award with Milwaukee Brewers GM Doug Melvin in 2011 and received the Andrew "Rube" Foster Award the same year presented by the Negro Leagues Baseball Museum as AL Executive of the Year. In addition, he was named Sports Executive of the Year at the 10th annual March of Dimes National Athletic Awards dinner in February 1998. In January 2012, David was inducted into the Lou Boudreau Hall of Fame by the Pitch & Hit Club of Chicago.

A native of Chicago, David is a graduate of Richards High School in Oak Lawn, Ill. He attended Cornell University – where he played football – for one year, but later transferred to Western Michigan University, where he earned a degree in business administration in 1979. His alma mater recognized him with its Distinguished Alumni Award in 1998. David and his wife Karie have dual residences in Philadelphia and Nashville. The couple has two children, a daughter, Darbi, who is a recent graduate of the University of Oklahoma, and a son, Landon, a recent graduate of Wake Forest University.

### HEAD OF PHILLIES BASEBALL OPERATIONS

|                  |              |
|------------------|--------------|
| Herb Pennock     | 1943-48      |
| Roy Hamey        | 1954-58      |
| John Quinn       | 1959-72      |
| Paul Owens       | 1972-83      |
| Woody Woodward   | 1988         |
| Lee Thomas       | 1988-97      |
| Ed Wade          | 1998-2005    |
| Pat Gillick      | 2006-08      |
| Ruben Amaro Jr.  | 2009-15      |
| Matt Klentak     | 2015-20      |
| David Dombrowski | 2020-present |

## EXECUTIVES

### DAVID DOMBROWSKI'S PLAYER ACQUISITIONS

|          |   |
|----------|---|
| 12/29/20 | Acquired José Alvarado from the Tampa Bay Rays in a three-way trade that sent Garrett Cleavinger to the Los Angeles Dodgers |
| 1/9/21   | Acquired Sam Coonrod from the San Francisco Giants for Carson Ragsdale  |
| 1/18/21  | Acquired C.J. Chatham from the Boston Red Sox for a player to be named later (Victor Santos)                                |
| 1/18/21  | Signed free agent Archie Bradley  |
| 1/29/21  | Signed free agent J.T. Realmuto   |
| 2/3/21   | Signed free agent Matt Moore  |
| 2/8/21   | Signed free agent Chase Anderson  |
| 2/10/21  | Signed free agent Didi Gregorius  |
| 2/10/21  | Signed free agent Brandon Kintzler  |
| 2/10/21  | Signed free agent Matt Joyce  |
| 2/15/21  | Signed free agent Travis Jankowski  |
| 2/17/21  | Signed free agent Brad Miller   |
| 7/30/21  | Acquired Kyle Gibson, Ian Kennedy and Hans Crouse from the Texas Rangers for Spencer Howard, Kevin Gowdy and Josh Gessner   |
| 7/30/21  | Acquired Freddy Galvis from the Baltimore Orioles for Tyler Burch   |
| 11/5/21  | Claimed Ryan Sherriff off waivers from the Tampa Bay Rays   |
| 11/19/21 | Acquired Nick Nelson and Donny Sands from the New York Yankees for T.J. Rumfield and Joel Valdez                            |
| 11/19/21 | Acquired Garrett Stubbs from the Houston Astros for Logan Cerny   |
| 11/19/21 | Claimed Kent Emanuel off waivers from the Houston Astros  |
| 11/24/21 | Claimed Scott Moss off waivers from the Cleveland Guardians   |
| 11/29/21 | Claimed Yoan López off waivers from the Atlanta Braves  |
| 12/1/21  | Signed free agent Corey Knebel  |
| 12/1/21  | Signed free agent Johan Camargo   |
| 3/15/22  | Signed free agent Brad Hand   |
| 3/15/22  | Signed free agent Jeury Familia   |
| 3/16/22  | Signed free agent Odúbel Herrera  |
| 3/20/22  | Signed free agent Kyle Schwarber  |
| 3/22/22  | Signed free agent Nick Castellanos  |
| 3/30/22  | Acquired James Norwood from the San Diego Padres for Kervin Pichardo and cash   |
| 6/27/22  | Claimed Óscar Mercado off waivers from the Cleveland Guardians  |
| 7/5/22   | Claimed Sam Clay off waivers from the Washington Nationals  |
| 7/30/22  | Acquired Edmundo Sosa from the St. Louis Cardinals for JoJo Romero  |
| 8/2/22   | Claimed Andrew Vasquez off waivers from the Toronto Blue Jays   |
| 8/2/22   | Acquired Brandon Marsh from the Los Angeles Angels for Logan O'Hoppe  |
| 8/2/22   | Acquired David Robertson from the Chicago Cubs for Ben Brown  |
| 8/2/22   | Acquired Noah Syndergaard from the Los Angeles Angels for Mickey Moniak and Jadel Sánchez                                   |
| 8/18/22  | Claimed Bradley Zimmer off waivers from the Toronto Blue Jays   |
| 8/31/22  | Acquired Vinny Nittoli from the Toronto Blue Jays for Karl Ellison  |
| 9/14/22  | Claimed Tayler Scott off waivers from the San Diego Padres  |
| 11/9/22  | Claimed Luiz Ortiz and Andrew Vasquez off waivers from the San Francisco Giants   |
| 12/2/22  | Claimed Jake Cave off waivers from the Baltimore Orioles  |
| 12/7/22  | Selected Noah Song from the Boston Red Sox in the Rule 5 Draft  |
| 12/8/22  | Signed free agent Trea Turner   |
| 12/9/22  | Signed free agent Matt Strahm   |
| 12/16/22 | Signed free agent Taijuan Walker  |
| 1/4/23   | Acquired Erich Uelman from the Chicago Cubs for cash considerations   |
| 1/4/23   | Signed free agent Craig Kimbrel   |
| 1/7/23   | Acquired Gregory Soto and Kody Clemens from the Detroit Tigers for Nick Maton, Donny Sands and Matt Vierling                |
| 1/8/23   | Acquired Yunior Marte from the San Francisco Giants for Erik Miller   |
| 1/30/23  | Signed free agent Josh Harrison   |



## EXECUTIVES



**DAVID BUCK**  
Executive Vice President

David Buck is in his 38th year with the club and his seventh as executive vice president, a position to which he was elevated on July 1, 2017. In this role, he oversees all business operations of the Phillies and supervises the general administration of the club.

Since assuming the role of executive vice president, David has spearheaded efforts to enhance the fan experience at Citizens Bank Park. In 2018, the addition of The Yard, Boardwalk Eats and a new home for Bull's BBQ provided an interactive experience and overall food enhancements that received significant accolades from the media and fans. For the 2019 season, David led the transformation of the ballpark's third base gate entrance, now called Pass and Stow. This 25,000-square-foot area of family entertainment space provides for an even greater fan experience at Citizens Bank Park. David also played an instrumental role in the creation of additional freestanding space with the construction of a new building located on Darien Street. On the site of the former Maggio building, this Ballpark Services building houses the club's Technology and Landscaping departments, as well as the Sports Complex Special Services District.

Prior to his promotion, David spent the previous 10 years as senior vice president, marketing and advertising sales, a role in which he oversaw the Phillies marketing department, encompassing advertising sales, events, outreach, broadcasting, video services, advertising, merchandising and promotions. David also served as vice president of advertising sales for eight years. He oversaw the transition from Veterans Stadium to Citizens Bank Park from a sponsorship perspective and led the team that secured the 25-year naming rights partnership with Citizens Bank. More recently, David was part of the team that secured a 25-year TV deal with Comcast in January 2014.

David was born in Abington, Pa., attended Springfield High School in Montgomery County, and graduated from Lafayette College in 1986 with a bachelor's degree in history. He stays connected to Lafayette by hosting students each offseason in an externship program.

Currently, David serves on the boards of the Police Athletic League (PAL) and the Committee of 70, a non-partisan group that has long been a champion for a better political process, better government, and engaged and informed citizens. He is a former board member of the Please Touch Museum, a children's museum located in Philadelphia, and The Schuylkill Center for Environmental Education, one of the first urban environmental education centers in the country.

David and his wife Nancy live in Broad Axe, Pa., with their three children, Andrew, Katie and Jake.





## EXECUTIVES



### JACQUELINE CUDEBACK

#### Senior Vice President, Partnership Sales and Corporate Marketing

Jacqueline Cuddeback joined the Phillies as vice president, partnership sales and corporate marketing on July 1, 2018, to lead the advertising sales and client services team. She was promoted to her current position in August 2022.

A seasoned, multi-platform executive skilled at leveraging industry trends to create custom solutions for clients, Jackie spent 19 years in media at Time Inc., in a number of key leadership posts, including vice president of client solutions for the food/beverage/spirits and entertainment verticals. In that role, she developed and pitched multi-million-dollar programs for clients using Time Inc.'s entire portfolio of assets. Prior to that, she was associate publisher of *People Magazine* and People.com,

leading client solutions, including marketing, branded content, creative services, events and research for People's expansive revenue portfolio.

Born and raised in Philadelphia, Jackie attended Germantown Friends School and graduated in 1996 from the University of Vermont, where she played lacrosse and received a Bachelor of Arts degree. She currently serves on the boards of the Boys & Girls Club of Philadelphia and Squash Smarts.

Jackie and her husband John live in Radnor, Pa., with their three children, Jack, Whitney and Cole.



### JOHN NICKOLAS

#### Senior Vice President and Chief Financial Officer

John Nickolas joined the Phillies organization in July 2003 and was named senior vice president and chief financial officer on July 1, 2017. John oversees all financial aspects of the club's operations as well as business analytics, Florida operations at BayCare Ballpark and minor league franchise business operations. In addition, he currently serves as a trustee of Major League Baseball's Non-Uniformed Personnel Pension Plan and chairs the MLB Eastern Region Finance group.

A 1985 graduate of Archbishop Ryan High School in Northeast Philadelphia, John graduated summa cum laude with a bachelor's degree in accounting from West Chester University in 1990. He has served as a member of West Chester University's Business School Advisory Council and a trustee of the university's foundation. John has been a guest speaker for various organizations and universities in the Philadelphia area.

Prior to joining the Phillies, John served in a variety of financial and operational roles for Internet Capital Group, Inc., Safeguard Scientifics, Inc. and KPMG LLP. He is a member of the American and Pennsylvania Institutes of Certified Public Accountants.

John and his wife Pam reside in Newtown Square, Pa., with the family's two Shih Tzus, Daisey and Duke. They have two adult sons, John and Michael.



### JOHN WEBER

#### Senior Vice President, Ticket Operations and Projects

John Weber has been a part of the Phillies organization since joining the sales office in 1987. Over his tenure, he has held various positions of increasing responsibility and scope, culminating with his promotion to senior vice president, ticket operations and projects, in August 2017. He spent the previous 10 years as vice president, sales and ticket operations.

Under his stewardship, the Phillies sales team achieved ticket sales of more than 3 million for seven consecutive seasons (2007-13). In 2019, John worked with several entities, including Aramark, Ewing Cole and Driscoll, on a variety of ballpark enhancements, including Pass and Stow, Goose Island Bar and the first sit-down Shake Shack restaurant inside a ballpark. He also represents the organization on ticketing and scheduling matters with Major League Baseball.

John is president of Phillies Charities, Inc. and remains the club's point of contact with the Philadelphia chapter of the ALS Association after previously serving on its board of directors. The Phillies have raised more than \$21 million during their 38-year relationship in the fight against ALS (Lou Gehrig's disease) and in 2016 they were recognized for that work with the prestigious Allan H. Selig Award for Philanthropic Excellence. John also serves on the Drexel University Sport Business Advisory Board.

Born in Philadelphia, John graduated with a bachelor's degree in European history from Purdue University in 1985 and an MBA in management from Ball State University in 1987. He and his wife Susan have two sons, Matthew and John. They reside in Plymouth Meeting, Pa.

## EXECUTIVES

**BONNIE CLARK****Vice President, Communications and Senior Advisor to the Managing Partner**

Bonnie Clark joined the Phillies in 2008 as vice president, communications. In this role, her day-to-day responsibilities include directing and implementing an overarching communications strategy for the club. She also oversees player relations, publicity initiatives, crisis and issues management, business communications, creative services and alumni relations. In addition, Bonnie is senior advisor to John Middleton, the team's managing partner.

Prior to the Phillies, Bonnie spent nine years (1999-2008) working for multi-media retailer QVC, where she served as director of corporate affairs before her promotion to vice president of public relations in 2001. In this role, she was responsible for creating public relations and media relations strategies that increased awareness and enhanced the brand. She also spearheaded all crisis and issues management for the company.

Before QVC, Bonnie worked at Tierney in Philadelphia, where she served as associate vice president for the agency's consumer public relations division and was responsible for developing and implementing communications strategies for consumer clients. She also held various positions of increasing responsibility with Golin/Harris Communications in Philadelphia and at New York agencies M. Silver Associates and Ogilvy & Mather Public Relations, where she developed and implemented public relations campaigns for industry leaders and internationally respected consumer brands.

Bonnie graduated from Delaware Valley High School in Milford, Pa., where she was inducted into the school's Hall of Fame in 2013. She received her bachelor's degree from West Virginia University's Perley Isaac Reed School of Journalism.

Bonnie is a member of the board of directors for the Greater Philadelphia Film Office. She is also a member of the Major League Baseball Assistance Team (B.A.T.) Awareness Committee and an assembly member for Major League Baseball Players Alumni Association.

**SALVATORE DEANGELIS****Vice President, Operations & Security**

Salvatore DeAngelis was promoted to vice president, operations & security in August 2022 after serving 10 years as the director. Sal joined the Phillies as a gameday usher in 1994 and eventually transitioned into a full-time role in 1999. During his tenure, he has planned and executed such high-profile events as the closing of Veterans Stadium, numerous MLB playoff games, three World Series, the 2008 World Series parade, the 2012 NHL Winter Classic, annual sold-out concerts and ancillary events surrounding the 2016 Democratic National Convention.

In his role, Sal is in constant communication with law enforcement agencies at the local, state and federal levels. He has worked to improve safety procedures at Citizens Bank Park, which resulted in the U.S. Department of Homeland Security awarding the ballpark SAFETY Act Designation in 2019.

Sal was the 2015 recipient of the "Industry Leader Under 40 Award" and more recently was named "Professional of the Year." In 2019, Citizens Bank Park received the "Facility of Merit for Safety and Security Award." All three awards were given by the National Center for Spectator Sports Safety and Security.

Moonlighting as an adjunct professor, Sal has taught at Holy Family University, Drexel University and Temple University, lecturing at both the undergraduate and graduate levels on sport facility management and event planning. In 2012, he published a chapter for the textbook, *Distribution Decisions in Sport Marketing*.

Born in Philadelphia, Sal received his bachelor's degree in management marketing from Holy Family College in 1999 and his master's degree in sports and recreation administration from Temple University in 2002. He currently lives in Cinnaminson, N.J.

**KURT FUNK****Vice President, Marketing Programs and Events**

Now in his 40th season with the organization, Kurt Funk was promoted to vice president, marketing programs and events in October 2014. In his current role, he works daily with the teams that coordinate events and promotions, Phillie Phanatic entertainment, community outreach and youth baseball development.

Kurt started with the Phillies in 1984 as an intern, assisting in sales, merchandising and public relations. He was hired full time in November 1985 as manager, merchandising and held that position for nearly five years until being named marketing coordinator in 1990.

In January 1996, Kurt was promoted to director, events to help coordinate the Phillies' efforts in hosting the 1996 All-Star Game. His title was changed to director, marketing programs and events in 2003, the team's last year at Veterans Stadium, during which he was a key contributor to the various Field of Memories events leading up to the final game at the Vet. Kurt and the events team have also spearheaded the coordination of postseason events, most notably the 2008 World Series parade.

Kurt was the recipient of the Richie Ashburn & David Montgomery Special Achievement Award in 2007, given annually to a member of the Phillies organization who has demonstrated loyalty, dedication and passion for the game.

Born in Bellefonte, Pa., Kurt attained his bachelor's degree in sport management from the University of Massachusetts, where he was a walk-on for the Minutemen basketball team. He and his wife Laurie reside in State College, Pa., with their daughter Devon, son Brett and Labradoodle Barkley.

## EXECUTIVES



**KEVIN GREGG**  
Vice President, Baseball Communications

Kevin Gregg rejoined the Phillies in the newly created position of vice president, baseball communications in January 2022. In this role, the veteran of 16 seasons in Major League Baseball oversees media relations initiatives and strategy for the team's baseball operations department, as well as the club's publications. In December 2022, he was named the recipient of Major League Baseball's Robert O. Fisher Award for public relations excellence.

Kevin began his career in baseball with the Phillies in 2003, completing two years of internships in the merchandising and media relations departments. He concurrently interned for the Philadelphia 76ers from 2002-05, before joining them full time for two seasons as public relations coordinator.

He returned to the Phillies in 2007 and spent six seasons in the media relations department, where he assisted in the staff's operations for the club's string of five consecutive National League East division titles from 2007-11, highlighted by the 2008 World Series championship. Following the 2012 season, he joined the Boston Red Sox as director of media relations in January 2013, and was promoted to vice president, media relations five years later. Over his nine years in Boston, he was responsible for all baseball-related communications for the team, including the world championship clubs in 2013 and 2018.

A 1998 graduate of the Episcopal Academy, Kevin earned a bachelor's degree in kinesiology with a concentration in sport management from James Madison University in 2003. The Philadelphia native is the son of the late Eric Gregg, who worked 23 years as a National League umpire.

Kevin, his wife Stephanie and their sons Oliver and Samuel live in Media, Pa.



**MICHAEL HARRIS**  
Vice President, Marketing & New Media

Michael Harris was promoted to vice president, marketing & new media in August 2017. His department primarily focuses on the organization's brand and consumer marketing. Areas of responsibility include marketing campaigns, advertising, content marketing, social & digital media, branding projects, and the implementation of various fan engagement technologies. He also assists with aspects of government relations.

A member of the organization since 1995, Michael also held titles of ticket office representative, development & financial specialist, and director of marketing & special projects. He previously assisted on a wide range of matters related to the development of Citizens Bank Park, including financing efforts, securing city and state approvals, and the organization's overall transition out of Veterans Stadium.

Born and raised in Philadelphia, Michael has a BA in political science from the University of Michigan and an MBA in both marketing and finance from Drexel University. Michael currently serves on the board of PHL Sports, a division of the Philadelphia Convention & Visitors Bureau; Phillies Charities, Inc., the organization's charitable foundation; and is board president of the Sports Complex Special Services District, which coordinates efforts between elected officials, venue operators and the surrounding community. He is also a former board member of the Schuylkill Center for Environmental Education, one of the first urban environmental education centers in the country.

Michael and his wife Joy live in Center City with their cocker spaniel Miso.



**KATHY KILLIAN**  
Vice President, Administration

A member of the Phillies organization since 1985, Kathy Killian was promoted to vice president, human resources and customer services in December 2008. She moved into her current position in October 2018. As a catalyst for the preservation and development of the organization's culture, Kathy's responsibilities include assisting in the annual performance review process, compensation setting and workforce development. As a business partner for management, she continues to develop the club's diversity and inclusion initiatives and opportunities, as well as oversee employee engagement, employee recognition, employee food services, the high school associates program and other special projects.

Born in Philadelphia, Pa., Kathy graduated from Little Flower Catholic High School for Girls in 1981 and earned a bachelor's degree in management/marketing in 1985 from Spring Garden College. A standout basketball player, her No. 35 was retired by the school in 1988. She also coached the women's basketball team at Holy Family University from 1987 to 1995.

Kathy began her career with the Phillies as an intern in the sales office. A year later she was hired as a full-time sales office representative and in 1995 she was promoted to director, group sales, the position she held before her promotion to vice president. In 2006, Kathy was honored with the Richie Ashburn & David Montgomery Special Achievement Award, which is given to a member of the Phillies organization who has demonstrated loyalty, dedication and passion for the game. Kathy was inducted into the Pennsylvania Sports Hall of Fame in 2014 and was honored by the Girls Scouts of Eastern Pennsylvania with the Take the Lead Award in 2015.

Kathy serves on the board of the David Palmer Foundation as well as the Temple University STHM Board of Visitors and the Pennsylvania Hospital Board of Managers.

She and her partner Jen live in Northeast Philadelphia.



## EXECUTIVES



**LESLIE SAFRAN**  
**Vice President and General Counsel**

Leslie Safran joined the Phillies in December 2014 as the club's associate general counsel. She was promoted to her current position in July 2021. In this role, she oversees the legal department as well as the human resources department.

Before joining the club, Leslie was the vice president & corporate HR business partner, and previously senior attorney, labor and employment, for Gardner Denver, Inc., a global manufacturer of industrial compressors, blowers, pumps, loading arms and fuel systems. Her work history also includes serving as senior counsel at Sunoco, Inc., a labor and employment associate at Ballard Spahr LLP and a federal judicial law clerk to the Honorable Clifford Scott Green, United States District Court, Eastern District of Pennsylvania.

Leslie graduated from Franklin & Marshall College cum laude with a double major in English and Spanish. At Franklin & Marshall, she was a member of the Phi Beta Kappa Honor Society, a three-year captain of the softball team and a member of the volleyball team. She received her JD, cum laude, as well as her LL.M. in trial advocacy, from Temple University School of Law.

Leslie and her husband Scott reside in Bala Cynwyd, Pa., with their two daughters, Quinn and Kendall. She serves on the board of Phillies Charities, Inc., for which she is the secretary.



**HOWARD SMITH**  
**Vice President, Business Affairs**

Howard Smith joined the Phillies as vice president, business affairs in June 2017. In this role, his duties include overseeing ballpark operations and Phillies Enterprises. He also represents the Phillies on the Aramark Governing Council and provides additional management support to Executive Vice President David Buck.

Before coming to the Phillies, Howard amassed a wealth of baseball knowledge while serving as Major League Baseball's senior vice president of licensing. During his 17-year career with MLB, he acquired a keen understanding of the game at both the team and league level.

Prior to joining the Commissioner's Office, Howard spent seven years with Reebok International, overseeing North American sports marketing. Previously, he spent his first seven years in sports with the Adidas company working for its PONY and Le Coq Sportif brands.

Born in Northeast Philadelphia, Howard is a graduate of the University of South Florida, where he received a bachelor's degree in political science. In addition, he received an MBA in finance from Fairleigh Dickinson University.

He and his wife Lisa reside in Center City. They have two children, a son Aaron and a daughter Emily.



**SHANNON SNELLMAN**  
**Vice President, Finance and Controller**

Shannon Snellman was promoted to vice president, finance and controller in August 2022. Originally a summer accounting intern with the Phillies at the Vet and Citizens Bank Park, Shannon rejoined the club 10 years later in September 2014 as manager, financial reporting and analysis. She was promoted to director, finance in October 2017 and then had controller responsibilities added to her title in 2021 prior to being named to her current position. She began her career as an auditor for Ernst & Young and held various roles at Endo Pharmaceuticals before returning to the Phillies.

As controller, Shannon's main responsibilities include overseeing the daily responsibilities of the accounting and payroll functions including quarterly and annual financial statements, financial reporting to Major League Baseball, budgeting and forecasting, taxes, treasury, accounts receivable and accounts payable. She holds an active CPA license in the state of Pennsylvania.

Born and raised in Lancaster, Pa., Shannon earned her bachelor's degree in accounting at LaSalle University, where she was on the field hockey team. She currently lives in Media, Pa., with her husband Bryan and their three children, Charley, Laney and Colby.

## EXECUTIVES



### SEAN WALKER

#### Vice President, Chief Technology Officer

Sean Walker joined the Phillies as vice president, chief technology officer in March 2018. In his role, he oversees the club's Information Technology Department to enhance overall business operations.

Sean brought 19 years of technology and information systems experience in highly visible sports environments, where he was responsible for strategic IT planning and project execution. In his career, he has helped define strategies to ensure high performance and cost-effective technology solutions.

Before joining the Phillies, Sean served as vice president of innovation and technology services for the Tampa Bay Lightning. Prior to that, he served as associate vice president of team, arena and event technology for the National Basketball Association (NBA). At the NBA, Sean worked with senior management to develop the technology strategy for use around the league. He also provided support for the league's premier events such as the NBA All-Star Game, NBA Finals and NBA Draft. Sean began his career with the Professional Golfers' Association of America (PGA). During his 13-year career with the PGA as director of enterprise applications, he developed and led technology initiatives for the world's largest working sports organization, including the PGA Championship and Ryder Cup.

Sean is a graduate of the University of Florida at Gainesville, where he received both Bachelor of Science and Master of Science degrees.

He and his wife Becca have three children, Ellie, Sean and Lillian.



## BASEBALL PERSONNEL



**SAM FULD**  
Vice President and General Manager

Sam Fuld was named vice president & general manager of the Phillies on Dec. 22, 2020, his third different position with the club. He had originally been hired by Philadelphia in November 2017 as the major league player information coordinator, a position he held for two years before being promoted to director, integrative baseball performance in January 2020. Sam is the fifth former major league player to hold the position of general manager with the Phillies.

During his first two years with the Phillies, Sam worked closely with the major league coaching staff as an outfield instructor and helped integrate advanced metrics.

A former major league outfielder, Sam played parts of eight seasons (2007; 2009-15) for four teams: the Chicago Cubs, Tampa Bay Rays, Oakland A's and Minnesota Twins. In 2009, he led all National League rookies with a .409 on-base percentage and finished fourth with a .299 batting average. Known as "Super Sam" for his outstanding defensive play, he was a finalist in left field for an American League Gold Glove Award in 2011, despite making only 76 starts in the outfield.

Sam was originally selected in the 10th round of the June 2004 draft by the Cubs and made his major league debut in September 2007. Following that season, he was named MVP of the Arizona Fall League. He last played professionally in the 2017 World Baseball Classic for Team Israel.

Born in Durham, N.H., Sam currently resides in the Philadelphia area with his wife Sarah and their four children: Charlie, Jane, William and Spencer.



**ANIRUDH KILAMBI**  
Assistant General Manager

Anirudh Kilambi joined the Phillies as assistant general manager on Nov. 11, 2021. In his role, Ani oversees the club's research and information departments in addition to the club's use of data in all aspects of organizational decision-making.

Prior to joining the Phillies, Ani worked for the Tampa Bay Rays for seven years from 2015-21.

Having spent his first year with the Rays as an intern in the club's research and development department, he was promoted to assistant, research and development in July 2016 and spent over one year in that role. Later, he was promoted again to analyst, predictive modeling in November 2017, a position he held for one year. In November 2018, he was elevated to assistant director, research and

development and served in that role for three years. Finally, he was promoted to director, decision science in November 2021 before joining the Phillies.

Ani is a 2016 graduate of the University of California Berkeley, where he was a double major in statistics and operations research and management science. He currently resides in the Philadelphia area.



**NED RICE**  
Assistant General Manager

Ned Rice has served as assistant general manager since being hired on Jan. 6, 2016. He also spent two months as interim general manager from Oct. 10-Dec. 10, 2020.

With the Phillies, Ned has helped map out strategy of roster management, overseen the research and development department and assisted in player contracts and negotiations, transactions, salary arbitration and rules compliance. He came to the Phillies from the Baltimore Orioles, where he was director, major league administration. Ned began his career with the Orioles as a public relations intern in 2005 before shifting into baseball operations for 2006. He started as an intern and also served as the video coordinator for road games that year. In 2007, Ned was promoted to player information analyst, a role he held through 2011 before being named assistant director, major league operations in 2012.

Ned is a 2005 graduate of The College of William & Mary. He and his wife Cary currently reside in Philadelphia with their daughters Dorian and Wynn and son Decker.



## BASEBALL PERSONNEL



**JORGE VELANDIA**  
Assistant General Manager

Following an 18-year playing career (1992-2009) which ended in the Phillies minor league system, Jorge Velandia has spent the last 13 years working in various roles for the organization, including a stint on the major league coaching staff in 2015. He was promoted to assistant general manager in December 2020, becoming the first Venezuelan-born executive to hold that position in major league history. Jorge had previously spent four years as special assistant to the general manager.

After finishing his career with the Phillies' triple-A affiliate in Lehigh Valley, Jorge spent two years (2010-11) as a coach for single-A Williamsport and one each as the assistant field coordinator (2012) and special assistant, player development (2013) before being named special assistant, player personnel, a role he held for three seasons (2014-16). He also helped construct Team Venezuela for the 2013 World Baseball Classic and served as the director of baseball operations for La Guaira of the Venezuelan Winter League for two years (2014-15) after a five-year run as general manager (2010-14).

A former infielder, Jorge was originally signed out of Venezuela by the Detroit Tigers in 1992 and played for 23 different professional teams in 11 organizations. He appeared in 174 career major league games from 1997-2008 with San Diego, Oakland, New York (NL), Tampa Bay, Toronto and Cleveland.

Jorge was born in Caracas, Venezuela, and currently resides in Moorestown, N.J., with his wife Ruth and their son George.



**PAT GILICK**  
Senior Advisor

The 2023 season is Pat Gillick's 18th year with the Phillies. In that time, he has served as the team's general manager, club president and also as a senior advisor.

Pat originally joined the Phillies as senior vice president & general manager on Nov. 2, 2005. During his time as GM, he built the club into back-to-back NL Eastern Division champions (2007-08) and 2008 World Series champions. The championship was the third of his 27-year career as a major league general manager and the second in the history of the Phillies franchise. After fulfilling his three-year contract as GM, Pat transitioned into the role of senior advisor to the president and general manager in November 2008, a position he held until being named interim president on Aug. 28, 2014. Pat spent the 2015 season as the team president, holding that position from Jan. 28 through Oct. 14.

On Dec. 6, 2010, Pat was elected to the National Baseball Hall of Fame by the Expansion Era Committee. He is just one of five individuals elected whose career has been defined nearly exclusively as a team architect, along with Ed Barrow, Branch Rickey, John Schuerholz and George Weiss. He was inducted on July 24, 2011, along with Roberto Alomar and Bert Blyleven. Since his induction, Pat was selected to sit on the Pre-Integration Era Committee in November 2015 and the Today's Game Era Committee in November 2018. Pat was also named to the advisory board for SABR (Society for American Baseball Research) in the fall of 2011. He was inducted into the Phillies Wall of Fame in 2018.

Prior to being named GM of the Phillies, Pat held the same position with the Toronto Blue Jays (1978-94), Baltimore Orioles (1996-98) and Seattle Mariners (2000-03). His career record as a GM stands at 2,276-1,993 (.533), including at least 91 wins in six of his final nine seasons. His resume includes two World Series championships (1992-93) and five AL East titles (1985, 1989, 1991-93) with Toronto; one AL East title (1997) and one wild card berth (1996) with Baltimore; one AL West title (2001) and one wild card berth (2000) with Seattle; and one World Series championship (2008) and two NL East titles (2007-08) with Philadelphia.

In August 1976, Pat was named the vice president of player personnel for the expansion Toronto Blue Jays, becoming the franchise's first general manager at age 38. His title was changed to vice president of baseball operations on Nov. 24, 1977, and then executive vice president, baseball on Sept. 24, 1984.

Pat stepped down as Blue Jays GM after the 1994 season and served as a consultant to the team in 1995.

Following the 1995 season, Pat had a brief retirement before being hired as Baltimore's GM on Nov. 27, 1995. In his first two seasons with Baltimore – 1996-97 – the Orioles advanced to the ALCS.

When his three-year contract with Baltimore expired after the 1998 season, Pat accepted a position as the chair of the 1999 Pan Am Games baseball team steering committee.

On Oct. 25, 1999, he was hired by Seattle as executive vice president & general manager, baseball operations.

Pat was born in Chico, Calif. In 1954 – at age 16 – he graduated from Notre Dame High School in Sherman Oaks, Calif., where he played baseball and football. He enrolled at the University of Southern California in the fall and graduated in 1958 at the age of 20 with a bachelor's degree in business.

Pat and his wife Doris reside in Birmingham, Mich. The couple has one daughter, Kimberley.



## BASEBALL PERSONNEL



### **JIMMY ROLLINS** **Special Advisor to the President of Baseball Operations**

Jimmy Rollins was named special advisor to the president of baseball operations in March 2022. In this role, he periodically assists the major league club in an on-field capacity and advises the front office with baseball operations decisions.

Prior to joining the baseball operations staff, Jimmy had served as a special advisor since 2019, doing a variety of jobs on both the baseball and business sides of the organization, including – but not limited to – coaching, meeting with sponsors and suite holders, fan engagement and community outreach. He joined the broadcast team that same year and continues to be an on-air analyst for a select number of games for NBC Sports Philadelphia.

The Phillies' all-time leader in hits (2,306) and doubles (479), Jimmy was a second-round draft selection by the club in 1996. He made his major league debut in September 2000 and tripled in his first major league at-bat. Jimmy would go on to make three All-Star teams (2001-02, 2005), win four Gold Glove Awards (2007-09, 2012) and win a Silver Slugger Award (2007), all as a member of the Phillies over 15 seasons. In 2007, he reached the pinnacle of individual achievement in baseball by being voted the National League Most Valuable Player by the Baseball Writers' Association of America. That year, the switch-hitter played in all 162 games and batted .296 with 38 doubles, 20 triples, 30 home runs, 94 RBI, 41 stolen bases and 139 runs scored, leading the NL in games, at-bats (716), triples and runs.

In 2014, his final season with the club, Jimmy was the co-winner (along with Paul Konerko) of the prestigious Roberto Clemente Award. The award recognizes Major League Baseball players who best represent the game of baseball through positive contributions on and off the field, including sportsmanship and community involvement. Throughout his career in Philadelphia, Jimmy participated in numerous charitable endeavors, including "J-Roll's Readers" club as chairman of the Philadelphia Reads program, Easter Seals, the Arthritis Foundation and "J-Roll's Aces," a program that provided Phillies tickets, T-shirts and concessions to disadvantaged students.

Following his tenure in Philadelphia, Jimmy spent one season each with the Los Angeles Dodgers and Chicago White Sox. He finished his career with a .264 batting average, 511 doubles, 115 triples, 231 home runs, 936 RBI and 470 stolen bases in 2,275 games. His .983 fielding percentage ranks third-best in major league history among shortstops (min. 1,000 games) behind Omar Vizquel (.985) and Troy Tulowitzki (.985) and he ranks sixth all-time in games played at shortstop (2,227). Jimmy ranked in the top three in the NL in fielding percentage in 11 of the 13 seasons that he qualified, including leading the league four times.



### **LARRY BOWA** **Senior Advisor to the General Manager**

Throughout 140 years of Phillies baseball, no one has spent more seasons in uniform than Larry Bowa. For 29 years – 13 as a coach, 12 as a player and four as manager – Larry proudly wore the Phillies "P" until he moved into his current role in October 2017. The 2023 season is Larry's 58th associated with Major League Baseball and his 39th with the Phillies organization. He was inducted into the Phillies Wall of Fame in 1991 and into the Philadelphia Sports Hall of Fame in 2009. In October 2021, he was inducted into the All Sports Museum of Southern New Jersey.

Larry signed with the Phillies as an amateur player in 1966 and spent four seasons in the club's minor league system until making his major league debut in 1970, the final season at Connie Mack Stadium. The following year, the club moved into Veterans Stadium and Larry singled for the first hit in the new park. He would go on to play 12 years (1970-81) with the team as the starting shortstop, make five All-Star teams, win two Gold Glove Awards and play on five postseason teams, including the 1980 World Series champions. He was traded to the Chicago Cubs following the 1981 season.

During the 1988 season, after a year and a half as manager of the San Diego Padres, Larry returned to the Phillies as third base coach, a position he would hold through the 1996 season.

After coaching stints with the Anaheim Angels (1997-99) and Seattle Mariners (2000), Larry was hired as Phillies manager for the 2001 season. In his first season as manager, his team won 86 games, a 21-game improvement from the previous season, and he was voted National League Manager of the Year by the Baseball Writers' Association of America. Larry was the team's final manager at Veterans Stadium in 2003 and the first person to manage a game at Citizens Bank Park in 2004, his final season at the team's helm. He went 337-308 (.522) as Phillies manager.

Larry went on to coach for the New York Yankees (2006-07) and Los Angeles Dodgers (2008-10) before once again returning to the Phillies dugout as bench coach and infield instructor for four years (2014-17). Throughout his storied coaching career, Larry has worked with infielders such as Chase Utley, Jimmy Rollins, Alex Rodriguez, Robinson Cano, Jeff Kent, Nomar Garciaparra and Hall of Famers Mike Schmidt and Derek Jeter, among many others.

Other jobs Larry has held during his 58 years in baseball were bench coach for Team USA in the 2013 World Baseball Classic, an in-studio analyst for ESPN and MLB Network and talk show co-host for Sirius/XM Radio.

Larry and his wife Patty live in Conshohocken, Pa. He has one daughter, Tori.

## BASEBALL PERSONNEL



### **CHARLIE MANUEL** Senior Advisor to the General Manager

The all-time winningest manager in Phillies history, Charlie Manuel completed a nearly nine-year run (2005-13) in that position before moving into a different role with the organization. He was named senior advisor to the general manager in January 2014. In his role, he assists in minor league hitting instruction, scouts at the amateur and professional levels and serves as a consultant to the baseball operations staff and as a club ambassador in the Philadelphia region. In 2019, he filled in as the major league hitting coach for the final seven weeks of the season. Charlie was inducted into the Phillies Wall of Fame in 2014 and the Philadelphia Sports Hall of Fame in 2016.

During his time as the club's manager, Charlie led the Phillies to their first playoff appearance in 14 years (2007), five straight division titles (2007-11), two National League pennants (2008-09) and one World Series championship (2008). He posted a record of 780-636 (.551) for the Phillies and 1,000-826 (.548) overall as a major league manager. Entering the 2023 season, Charlie is one of 66 managers in major league history to reach 1,000 wins. He managed two NL All-Star teams (2009-10), guiding the 2010 team to a win which snapped the NL's 13-year winless streak.

Before being named manager of the Phillies, Charlie spent his first two years (2003-04) with the organization as special assistant to the general manager under Ed Wade, serving as one of Wade's top scouts as well as working on major and minor league hitting instruction.

In the 15 years (1988-2002) prior to joining the Phillies, Charlie worked for Cleveland in a variety of roles, including minor league manager and major league hitting coach. He managed Cleveland for three years (2000-02), leading the team to the Central Division title in 2001, and was chosen as a coach for the 2002 American League All-Star team by Hall of Famer Joe Torre. From 1994-99, his second tour as hitting coach, Cleveland led the AL in runs three times (1994-95, 1999), led the league in home runs twice (1994-95) and set a franchise record by hitting 220 homers in 1997.

Charlie also managed in the Minnesota Twins minor league system for five years (1983-87) and scouted for the organization in 1982. He was originally signed by the Twins in 1963 and went on to play professionally for 19 years, including major league stints with the Twins and Los Angeles Dodgers, where his only two managers were Billy Martin and Walter Alston. From 1976-81, Charlie had a very successful six-year career in Japan, playing for three pennant winners. He hit a combined .303 with 189 home runs and led his league in home runs in back-to-back seasons (1979-80), including 48 in 1980, the same year Hall of Famer Mike Schmidt led the major leagues with the same total. In 1979, he was the first American-born player to be named MVP.

Charlie is a two-time winner (2011 & 2013) of the Dallas Green Special Achievement Award, which had been presented annually by the Philadelphia chapter of the BBWAA. In 2015, the Philadelphia Sports Writers Association presented him with a special achievement award, and he received the Ted Williams Lifetime Achievement Award from the Ted Williams Museum in 2018.

Born in North Fork, W.V., Charlie grew up in Buena Vista, Va. He currently resides in Winter Haven, Fla., with his wife Melissa. He has five children – Chuck, Julie, Collin, Hailey and Allie – and five grandchildren.



### **HOWIE KENDRICK** Special Assistant to the General Manager

Howie Kendrick joined the Phillies as special assistant to the general manager on Nov. 16, 2021. In his role, Howie assists both the baseball operations department as well as the club's field staff with game preparation, advance scouting and data implementation.

A veteran of 15 major league seasons and 2011 American League All-Star, Howie played in 1,621 games for the Los Angeles Angels (2006-14), Los Angeles Dodgers (2015-16), Phillies (2017) and Washington Nationals (2017-20). With the Nationals in 2019, Howie hit a grand slam in Game 5 of the National League Division Series, was named NL Championship Series Most Valuable Player and hit a go-ahead, two-run home run in Game 7 of the World Series.

Howie was traded to the Phillies on Nov. 11, 2016, in exchange for Darin Ruf and Darnell Sweeney. He appeared in 39 games for the Phillies and slashed .340/.397/.454 before being traded to Washington for McKenzie Mills on July 28, 2017.

In addition to his responsibilities with the Phillies, Howie served as a manager for Major League Baseball's States Play Invitational in September 2022 and was an instructor for MLB's DREAM Series this past January.

Howie was born in Jacksonville, Fla., and currently resides in Phoenix, Ariz., with his wife Jody. They have two sons, Owen and Tyson.



## BASEBALL PERSONNEL



### **SAL AGOSTINELLI** Director, International Scouting

Sal Agostinelli has been part of the Phillies scouting staff since 1993. He was named to his current position in 2012 after serving as the international scouting supervisor since 1997. In 2015, he was the recipient of the Dallas Green Award for his achievements in scouting.

A former catcher, Sal was selected by the St. Louis Cardinals in the 20th round of the June 1983 draft out of Slippery Rock University. He played six seasons (1983-88) in the Cardinals minor league system before being traded in 1989 to the Phillies, where he played for double-A Reading and triple-A Scranton/Wilkes-Barre (1990-91) before retiring. In 1992, he was a player/coach for Reading prior to joining the scouting staff, for which he initially covered New York, New Jersey, Delaware and the New England region.

During his time as a scout, Sal has had a hand in the signings of Carlos Ruiz, Maikel Franco, Freddy Galvis and César Hernández, among many others. At the 2018 Winter Meetings, Sal won the International Scout of the Year Award.

Sal was born in Bronx, N.Y., and lives in Kings Park, N.Y., with his wife Sharon. He has three children: sons Danny and Anthony and daughter Toni-Ann.



### **BRIAN BARBER** Director, Amateur Scouting

Brian Barber joined the Phillies in October 2019 as the director of amateur scouting. Entering the 2023 season, the Phillies' top four prospects per *Baseball America* (RHP Andrew Painter, No. 1; RHP Mick Abel, No. 2; RHP Griff McGarry, No. 3 and OF Justin Crawford, No. 4) and seven of the top 10 (OF Gabriel Rincón Jr., No. 7; OF Ethan Wilson, No. 9 and RHP Alex McFarlane, No. 10) were drafted under his authority.

Prior to being hired by the Phillies, Brian spent 18 years with the New York Yankees as an area scout (2002-06), East Coast crosschecker (2007-09) and national crosschecker (2010-19).

A first-round selection (22nd overall) in the June 1991 draft by the St. Louis Cardinals out of Dr. Phillips High School, Brian appeared in 186 games (183 starts) over nine minor league seasons and totaled 1,041.2 innings pitched. He spent parts of four seasons in the majors with the Cardinals (1995-96) and Kansas City Royals (1998-99).

In high school, Brian was selected as the Gatorade Player of the Year following his senior season. He was inducted into the Dr. Phillips Athletic Hall of Fame in 2001 and had his number retired by the school four years later.

A native of Trenton, Ohio, Brian grew up and still lives in Orlando, Fla., with his wife Angie, son Preston and daughter Dylan.



### **CECI CRAFT** Director, Mental Performance, Life Skills and Education

Ceci Craft joined the Phillies in February 2021 as director, mental performance and the major league mental performance coach. She stepped away from the dugout in 2023 to take on life skills and education (LSE) responsibilities in addition to directing the mental performance department. In this expanded role, she oversees the club's LSE program, which helps international players finish high school and learn English and assists all players in developing life skills that will help them on and off the field.

Prior to joining the Phillies, Ceci served as Cleveland's major league mental performance coach for six years (2014-19), during which time the club won three division championships. In her role, she assisted players and staff at the major league and triple-A levels of the organization in the continued development and integration of programs and services that enhance mental performance and development. Ceci worked closely with organizational coaches, coordinators, strength and conditioning personnel, athletic trainers and front office staff to integrate mental performance into assessment and training plans for players, teams and programs. She also worked closely with the scouting department to support the amateur draft.

Before and after her time with Cleveland, Ceci spent a combined seven years as a mental performance coach on Fort Bragg, working with Special Operations Forces (2009-14, 2019-21). While there, she led a team of 13 cognitive performance coaches in helping develop the mental strength and flexibility for the Army Special Operations population.

Ceci's educational background is in applied sport science with a focus in sport psychology from the University of Bangor, Wales. She attended Bates College for her undergraduate studies, majoring in psychology and minoring in Spanish, and captained the women's soccer team in 2005. Ceci is also a Certified Mental Performance Consultant (CMPC).

Born in Berkeley, Calif., Ceci resides in Southern Pines, N.C., with her husband Aaron and their three children, Abby, Tucker and Anders.

## BASEBALL PERSONNEL



### JOE CYNAR

#### Director, Minor League Training Facilities and Equipment

Joe Cynar has worked for the Phillies in various capacities dating back to the late 1980s as a batboy, clubhouse assistant and facility operations manager at Jack Russell Stadium through high school and college.

After an eight-year career as an investment banker with Franklin Templeton, Joe rejoined the Phillies full time in 2006 as minor league equipment manager. He was promoted to assistant director, minor league operations/Florida in 2012 and to his current position in February 2022. As director, Joe leads efforts related to Carpenter Complex building systems and maintenance, clubhouse services, domestic and international equipment services and complex expansion/construction processes.

Born in Lorain, Ohio, Joe is a 1998 graduate of the University of Central Florida with a bachelor's degree in business administration, management with an emphasis on human resources, as well as a minor in marketing. He resides in Largo, Fla.



### ROB HOLIDAY

#### Director, Amateur Scouting Administration

Rob Holiday was named to his current position in 2013 after joining the baseball operations department in 1998. He is responsible for the day-to-day administrative duties for the amateur draft and international player signings. Rob also oversees the operation of the Phillies MLB Urban Youth Academy.

Rob began working for the Phillies in September 1987 as a sales office representative in the ticket department. In 1992, he moved to the marketing department and was promoted to manager of fan development, where he was responsible for developing and overseeing over 25 youth and baseball-related programs, including the Phillies RBI (Reviving Baseball in Inner Cities) program. In 1998,

Rob transitioned to baseball operations, where he previously had the titles of administrator for minor leagues and scouting, assistant to the director of scouting and player development and assistant director of scouting.

In 2012, Rob was honored with the Richie Ashburn & David Montgomery Special Achievement Award, which is given to a member of the Phillies organization who has demonstrated loyalty, dedication and passion for the game. He was inducted into the Philadelphia chapter of the Pennsylvania Sports Hall of Fame in 2019 and he received the Career Recognition Award from the Mid-Atlantic Scouts Association in 2021.

A native of Maplewood, N.J., Rob currently resides in Cherry Hill, N.J., and has three children, Kyra, Chelsea and Robby. He is a 1987 graduate of the University of Massachusetts Amherst with a bachelor's degree in hotel, restaurant and travel administration. While at UMass, he played second base for the school's baseball team. He was awarded the team's Dennis DellaPiana Memorial Award for courage, determination and sportsmanship in 1986 and 1987.



### CORINNE LANDREY

#### Director, Baseball Operations

Corinne Landrey joined the Phillies baseball operations department in 2017 as an intern and was hired as an analyst in baseball research and development that October. She was promoted to her current position in January 2022. In this role, Corinne supports player procurement information integration initiatives and assists with roster management, transactions and salary arbitration.

Before joining the Phillies, she began her baseball career as a public analyst for outlets including MLB.com, FanGraphs and The Hardball Times.

Corinne is a 2008 graduate of the Ithaca College School of Music and taught high school band for several years. She grew up in Wilmington, Del., and currently lives in Philadelphia with her wife Amanda.

## BASEBALL PERSONNEL



**PRESTON MATTINGLY**  
**Director, Player Development**

Preston Mattingly was hired by the Phillies as director of player development on Sept. 29, 2021. Prior to joining the Phillies, Preston spent five seasons (2017-21) with the San Diego Padres, most recently as coordinator of major league advance scouting and game planning after serving as manager of scouting for three years. In his role with the Padres, he headed up information distribution to the pitchers, working with both the research and development department and the coaching staff.

A first-round selection (31st overall) by the Los Angeles Dodgers in the June 2006 draft, Preston subsequently spent six seasons playing in their minor league system as an infielder and outfielder. Following his playing time, he enrolled at Lamar University in Texas, where he served as captain of

their NCAA Division I basketball team. He graduated from Lamar in 2016 with a bachelor's degree in communications and a minor in business.

Born in Englewood, N.J., and raised in Evansville, Ind., he is the son of Don Mattingly, who played 14 years in the major leagues for the New York Yankees and is currently serving as bench coach for the Toronto Blue Jays after 12 seasons as manager of the Dodgers (2011-15) and Miami Marlins (2016-22). Preston currently lives in Clearwater, Fla.



**LEE McDANIEL**  
**Director, Minor League Operations**

Lee McDaniel was named director of minor league operations in February 2012. His responsibilities include serving as a point person for baseball operations budget planning and player development business operations/administration for minor league affiliates at Lehigh Valley, Reading, Jersey Shore and Clearwater. He also supervises Florida baseball operations at the Carpenter Complex in Clearwater, Fla., including the coordination of minor league spring training, extended spring training, the Florida Complex League affiliate and Florida Instructional League. Additionally, he oversees international business operations for the Phillies academies in the Dominican Republic and Venezuela. Lee also supervises minor league player and staff travel services throughout the season.

Lee began his professional baseball career as an operations intern with the Phillies' rookie-level affiliate in Martinsville, Va., in the Appalachian League in 1990. He then served as assistant general manager for the Asheville Tourists of the South Atlantic League from 1991-92 while also attending graduate school at Ohio University in the offseason. Lee returned to the Appalachian League as GM for the Martinsville Phillies from 1993-95. In 1995, he joined the Phillies Florida operations staff as assistant GM for spring training operations and the Florida State League affiliate, Clearwater Phillies. He was promoted to general manager of the Clearwater Phillies in January 1997, to assistant director of Florida operations in January 2000 and to assistant director, minor league operations in 2008 before assuming his current position.

In 2018, Lee was the recipient of the Richie Ashburn & David Montgomery Special Achievement Award, given each year to a member of the Phillies organization who represents the best attributes of the award's namesakes.

Born in Martinsville, Va., Lee currently lives in Odessa, Fla., with his wife Lisa, daughter Riley and son Jason Hall. He has his bachelor's degree in finance from Virginia Tech and earned a master's degree in sports administration from Ohio University in 1993.



**STEVE MOSER**  
**Director of Staff Recruitment & Talent Development**

Steve Moser was named director of staff recruitment and talent development for the Phillies in June 2022. In his role, he leads the department's efforts in staff recruitment and promoting a work environment that enables employees to maximize their potential and add value to the organization.

Prior to joining the Phillies, Steve amassed over 12 years of experience in the recruiting and talent acquisition space for a variety of companies, including GEICO, KeyBank, EXOS, High Performance Associates and, most recently, Tonal, where he served as director of talent acquisition from 2018-22.

Steve earned his bachelor's degree in business administration from Daemen University in 2009 and his master's degree in legal studies from the Sandra Day O'Connor College of Law at Arizona State University in 2018.

A native of Buffalo, N.Y., Steve began his career in sports as a pro and amateur scouting intern for the Buffalo Sabres. He and his wife Maddie reside in Boulder, Colo.

## BASEBALL PERSONNEL



**ALEX NAKAHARA**  
Director, Research & Development

Alex Nakahara joined the Phillies in 2017 as a senior quantitative analyst, creating analyses and tools for understanding and visualizing data for the baseball operations department. He was promoted to his current position in November 2021. In this role, Alex oversees baseball research and development, including data visualization and reporting, statistical research and data infrastructure.

Before joining the Phillies, Alex worked for four years at Northrop Grumman as a systems engineer in a variety of roles, including as the lead researcher for several air traffic control research and development projects.

Born in Philadelphia, Alex graduated from the Episcopal Academy in 2006. He received a bachelor's degree in mechanical engineering from the University of Pennsylvania in 2010 and a master's degree from MIT in aeronautics and astronautics in 2012. He and his wife Meg live in South Philadelphia with their son Henry.



**DEANNA NOBLEZA, MD**  
Director, Mental Health

Dr. Deanna Nobleza was hired as director of mental health for the Phillies in January 2023. In this role, she oversees the implementation of mental health services and programming for all players and staff.

Dr. Nobleza completed her medical degree and residency in internal medicine and psychiatry from the University of Medicine and Dentistry of New Jersey. She worked in community behavioral health for two years before transitioning to college mental health as the first staff psychiatrist at Princeton University and working with Division I athletes. In 2010, Dr. Nobleza joined Thomas Jefferson University to oversee student mental health services and develop a suicide prevention program. During the pandemic, she assisted in developing the COVID-19 behavioral health response for the Jefferson Enterprise. She is a clinical associate professor in the Department of Psychiatry and Human Behavior and served as assistant provost at Thomas Jefferson University.

Born in Central Jersey, Dr. Nobleza now lives in South Jersey with her one child.



**MIKE ONDO**  
Director, Professional Scouting

Mike Ondo was named director of professional scouting in February 2010. He originally joined the Phillies baseball operations department in 1998.

In his role, Mike oversees the pro scouting staff at the major and minor league levels, including postseason advance scouting efforts. He also coordinates the club's preparation for the Rule 5 Draft and from 2010-20 organized the Phillies' annual Prospect Education Program, which took place each January in Philadelphia. During his time with the Phillies, Mike has worked under Dallas Green, Hall of Famer Pat Gillick, Ed Wade, John Vukovich, Ruben Amaro Jr., Matt Klentak, Chuck LaMar, Andy MacPhail, Dave Dombrowski and Paul Owens, among others.

Mike previously spent one year (2009) as pro scouting coordinator and two years (2007-08) as assistant director, minor leagues. For the past 17 years, he has worked closely with the major league coaching staff, compiling advance scouting reports and statistical analysis.

A four-year starting catcher at the University of Scranton, Mike graduated in 1997 with a bachelor's degree in communications. He was born in Pottstown, Pa., and lives in Lumberton, N.J., with his wife Colleen and their three daughters, Abigail, Marissa and Samantha.



**RAY ROBLES**  
Director, International Operations

Ray Robles was promoted to director, international operations in February 2022. In this role, Ray leads all international business operations related to the Dominican Republic and Venezuela Academies, while also directing immigration/visa procurement services for foreign players and staff.

Ray originally joined the Phillies in 2010 as administrative assistant, minor league operations. He was promoted to coordinator, international operations in 2013 and to assistant director, international operations in 2017.

Born in Santo Domingo, Dominican Republic, Ray earned his bachelor's degree in business administration from Freed Hardeman University in 2008 and his MBA with a concentration in sports business from Saint-Leo University in 2016. He currently lives in Palm Harbor, Fla., with his wife Melissa and their daughters Ava and Lea.



## BASEBALL PERSONNEL



### **ROB SEGEDIN** Director, Integrative Baseball Performance

Rob Segedin was named to his current position in February 2021. Previously, the position had been filled in 2020 by current general manager, Sam Fuld.

During the shortened 2020 season, Rob served as the minor league assistant hitting coordinator after working as a player information assistant in 2019, his first year with the Phillies. In his current role, he works closely with the Phillies athletic training, strength & conditioning and nutrition departments.

Originally a third-round selection by the New York Yankees in the June 2010 draft out of Tulane University, Rob played nine years of professional baseball, including 53 games in the major leagues with the Los Angeles Dodgers over the 2016-17 seasons. Prior to making his major league debut

in August 2016, the former infielder/outfielder hit .319 with 23 doubles, 21 home runs and 69 RBI in 103 games for triple-A Oklahoma City. Rob earned his bachelor's degree in finance and management from Tulane and his master's degree in analytics from Indiana University.

Born in Teaneck, N.J., Rob and his wife Robin currently reside in Plantation, Fla. They have three children: Robinson, Roselily and Romeo.



### **BEN WERTHAN** Director, Baseball Development

Ben Werthan was hired as director, baseball development in February 2022. In this role, he oversees major league strategy, offensive and pitching development analysis and the video and technology department. Ben also supports Phillies player evaluation and player procurement processes while working closely with leadership to promote organizational alignment and guide future research.

Originally hired by the Phillies in November 2017, Ben spent four years as the club's minor league player information coordinator. In this role, he supported player development and advance scouting processes, spending time with each minor league affiliate and the major league club while working closely with Phillies players, coaches, front office staff and the research and development department.

Prior to joining the Phillies, Ben spent seven seasons (2011-17) with the Baltimore Orioles, including six as the advance scouting coordinator. He also assisted with the team's replay challenge operation. In addition to his duties with the Orioles, Ben served as Team Israel's lead advance scout and uniformed strategy consultant throughout the 2017 World Baseball Classic. He began his career in baseball operations as an intern for the Cincinnati Reds (2008) and Tampa Bay Rays (2009-10).

Born in Washington, D.C., Ben is a 2008 graduate of Dickinson College with a bachelor's degree in psychology. He lives in Philadelphia.



### **DICKIE NOLES** Employee Assistance Professional

The 2023 season marks Dickie Noles' 32nd with the organization after rejoining the Phillies on April 1, 1992. Prior to his work as the employee assistance professional, he spent four years in the community relations department.

Dickie pitched for parts of 11 major league seasons with the Phillies (1979-81; 1990), Chicago Cubs (1982-84; 1987), Texas Rangers (1984-85), Cleveland (1986), Detroit Tigers (1987) and Baltimore Orioles (1988) and finished his career at 36-53 with 11 saves and a 4.56 ERA in 277 games (96 starts). Selected by the Phillies in the fourth round of the June 1975 draft, Dickie was a member of the 1980 World Series champions, pitching in relief.

In 1989, Dickie won the Texas Rangers Community Service Award and in 1992 he was honored as the International Christian Athlete of the Year. Other awards he has won include the Humanitarian of the Year by the Sunshine Foundation in 1997 and the Humanitarian Award from the Philadelphia Sports Writers Association in 2010. In 2019, he won the Richie Ashburn & David Montgomery Special Achievement Award, given annually to a Phillies employee who has demonstrated loyalty, dedication and passion for the game. Dickie was inducted into the All Sports Museum of Southern New Jersey in October 2021.

Dickie was born in Charlotte, N.C., and currently resides in Aston, Pa. He has one daughter, Brittany, twin sons, Christopher and Nicholas, and five grandchildren.

## MAJOR LEAGUE STAFF



**PHIL SHERIDAN**  
**Director, Clubhouse Services**

A 1992 graduate of Notre Dame University, Phil Sheridan began with the Phillies right out of college. He spent six seasons (1992-97) in the home clubhouse before becoming an assistant in the visiting clubhouse for one year (1998). Phil returned to the home side as an assistant in 1999 and spent 10 seasons (2007-16) as manager, home clubhouse before being named manager, clubhouse services in January 2017. He was promoted to his current position in April 2021.

At Notre Dame, Phil was senior student equipment manager on scholarship and during his stay, the Fighting Irish participated in two Orange Bowls (1990 and 1991) and one Sugar Bowl (1992). He remains a member of the school's Monogram Club.

Born in Philadelphia, Phil lives in Springfield, Pa., with his wife Jenn. He has five sons, Luke Thomas, Dylan Charles, Connor James, Grady Philip and Shane William, and four daughters, Samantha Marie, Mackenzie Lynn, Ryan Elizabeth and Casey Ann. Phil is a 1988 graduate of Malvern Prep.



**DAN O'ROURKE**  
**Manager, Equipment and Umpire Services**

Dan O'Rourke returned to the Phillies organization in 2001, making 2023 his 23rd season in the clubhouse (he previously worked for the Phillies as a batboy and clubhouse attendant from 1985-90). He served as assistant clubhouse manager before being named to his current position in 2007.

Prior to rejoining the Phillies, Dan spent 10 years as assistant clubhouse manager for the Houston Astros. During his time with Houston, he was a member of the Phillies' 1996 All-Star Game clubhouse staff.

Dan was born in Philadelphia, Pa. He and his wife Lisa live in Cherry Hill, N.J. They have two daughters, Darby Ann and Megan Ruth, and one son, Daniel Thomas. Dan is a 1984 graduate of Northeast High School.



**KEVIN STEINHOOR**  
**Manager, Visiting Clubhouse**

The 2023 season is Kevin Steinhour's 43rd year in professional baseball and his 35th with the Phillies. He began his career helping out in the clubhouse and as batboy, from 1981-87, for single-A Springfield in the Cardinals organization before serving as equipment manager for triple-A Louisville during the 1988 and 1989 seasons.

Kevin joined the Phillies in September 1989 as the assistant equipment manager. In 1992, he was made the visiting clubhouse manager, a position he has held since. In 2007, Kevin was named the Visiting Clubhouse Manager of the Year as voted by the MLB equipment managers and visiting clubhouse managers.

Kevin was born in Springfield, Ill. He and his wife Tina live in Tabernacle, N.J. They have two daughters, Kylie Rae and Brooke Alexa, and two sons, Jake Richard and Brett Andrew. Kevin is a 1986 graduate of Springfield-Lanphier High School, the same school that produced Phillies Hall of Famer Robin Roberts.



**SEAN BOWERS**  
**Home Clubhouse Assistant**

The 2023 season marks Sean Bowers' 22nd year in the Phillies organization.

Sean originally joined the club as a batboy in 2002 and served in that role through the 2005 season. He continued working as a home clubhouse attendant from 2006 through 2016 before being named to his current position as home clubhouse assistant in January 2017.

Sean was an equipment manager for Team Italy in the 2013 World Baseball Classic and for Team USA in the 2017 WBC.

A 2003 graduate of Council Rock High School South, Sean earned a degree in sport marketing-management from Holy Family University in 2007. He grew up in Holland, Pa., and currently resides in Dresher, Pa., with his wife Christine and their two sons, Liam and Peter.

## MAJOR LEAGUE STAFF



**JAMESON HALL**  
**Director, Team Travel**

Jameson Hall was promoted to director, team travel in February 2023. He first took over the club's travel responsibilities in January 2018, when he was named coordinator, team travel, and was promoted to manager, team travel in March 2021.

Jameson originally joined the Phillies in 2008 as a premium services gameday employee. He continued in that role for two more seasons while also serving as a ticket services representative in the Phillies Phone Center, and then spent the 2011 season as a season and group sales representative. In 2012, Jameson was hired full time in the community outreach department, where he spent six years, the last two as coordinator, community outreach and charity events, before moving over to the baseball operations department.

Born and raised in Broomall, Pa., Jameson earned a bachelor's degree in sport management from James Madison University in 2010. He currently lives in Hockessin, Del., with his wife Danielle.



**CHRIS WHITING**  
**Manager, Major League Video & Technology**

Chris Whiting joined the Phillies as major league video coordinator for the 2022 season and was promoted to his current position in December 2022. He previously spent six years with the New York Yankees as video manager (2016-17), assistant video coordinator, player development (2018-19) and video coordinator, player development (2020-21).

In his role, Chris oversees the implementation and utilization of regular and high-speed video at the major league level, as well as facilitates the coaching efforts of the major league staff, collaborates with the advance scouting department and provides guidance to the minor league video coordinator.

Chris began his career as a Florida operations intern for the Pittsburgh Pirates in 2012, moving into roles as minor league video intern (2013), minor league video assistant (2014) and major league video assistant (2015) with the club. He also served as an operations manager for the Arizona Fall League in 2014.

Born in Cocksackie, N.Y., Chris graduated from the University of Massachusetts Amherst with a bachelor's degree in sport management. He currently resides in Tampa, Fla.

## SPECIAL ADVISOR



**MIKE SCHMIDT**  
**Special Advisor**

Arguably the greatest third baseman to ever play in the major leagues – and the greatest player in Phillies history – Mike Schmidt returned to the organization in 2002 as a special instructor, a role he held through the 2018 season before being named special advisor.

Following his 18-year playing career (1972-89), spent entirely with the Phillies, Mike was elected to the National Baseball Hall of Fame in 1995 with 96.5% of the votes, becoming the 26th player elected on the first ballot. He led the National League in home runs a record eight times; RBI, four times; slugging percentage, five times; and on-base percentage and total bases, three times.

When he retired, Mike was ranked seventh on MLB's all-time home run list (548) and will enter the 2023 season ranked 16th, with Miguel Cabrera the closest active player (27th all-time with 507 homers). Mike holds the career record for a third baseman in home runs (509) and set the major league record for homers in a season by a third baseman with 48 in 1980, which stood until it was broken in 2007 by Alex Rodriguez (52).

A 12-time NL All-Star during his career, Mike won three NL MVP Awards (1980, 1981 & 1986), six Silver Slugger Awards and 10 Gold Gloves, while also being named the MVP of the 1980 World Series.

In 2014, Mike began working as a broadcaster on Phillies telecasts during home Sunday games. From 2015-18, he worked Saturdays as well. He spent the 1990 season as a Phillies broadcaster and, in 2004, managed single-A Clearwater, his first stint as a full-time manager or coach at any level, leading the club to a 55-81 record. In 2009, he served as third base coach for Team USA in the World Baseball Classic.

Mike was born in Dayton, Ohio, and currently lives in Jupiter, Fla., with his wife Donna.



## MEDICAL PERSONNEL



**PAUL BUCHHEIT**  
Head Athletic Trainer

Paul Buchheit was hired by the Phillies as head athletic trainer in November 2019. He previously spent 16 years in the Boston Red Sox organization, the final four (2016-19) as a major league assistant athletic trainer.

In his first year with the Phillies, Paul was tasked with overseeing the implementation and compliance of all COVID-19 protocols, which included testing, screening and contact tracing, among other things. Last year, he and his staff were named the MLB athletic training staff of the year by the Professional Baseball Athletic Trainers Society.

During Paul's 12 years in Boston's minor league system, he held the positions of head minor league medical coordinator (2014-15) and athletic training coordinator (2012-13). He also spent two seasons as Portland's athletic trainer (2010-11), one with Salem (2009) and three with Greenville (2006-08) after interning with Lowell (2005) and Sarasota (2004). Prior to his time with Boston, Paul, a native of Sioux City, Iowa, worked as an athletic training intern with Sioux City, an independent league baseball team.

Paul graduated from Buena Vista University and received his master's degree in athletic training from the University of Northern Iowa. He is athletic trainer certified and a certified strength and conditioning specialist. He and his wife Allison live in Media, Pa. They have three sons, Hayden, Noah and Nash, and one daughter, Heidi.

### PHILLIES ATHLETIC TRAINERS

|                |              |
|----------------|--------------|
| Leo Miller     | 1941-45      |
| Dusty Cooke    | 1946-47      |
| Frank Wiechec  | 1948-62      |
| Joe Liscio     | 1963-68      |
| Don Seger      | 1969-80      |
| Jeff Cooper    | 1981-2006    |
| Scott Sheridan | 2007-19      |
| Paul Buchheit  | 2020-present |



**JOE RAUCH**  
Assistant Athletic Trainer

Joe Rauch was hired by the Phillies in January 2015 and worked five years as the minor league athletic training and rehabilitation coordinator before being promoted to major league physical therapist in January 2020. He was promoted to his current position in February 2022. Prior to joining the Phillies, he had worked for NovaCare Rehabilitation in Philadelphia and was the physical therapist for LaSalle University Athletics.

Before coming to Philadelphia, Joe spent five years at the University of Cincinnati, most recently as the trainer for the athletics department and director of rehabilitation for the Bearcats' football, basketball and baseball teams.

Joe is a 2005 graduate of the University of Pittsburgh with a bachelor's degree in rehabilitation science and a concentration in athletic training. In 2009, he received his DPT from Widener University in Chester, Pa. He completed a student rotation at Champion Sports Medicine in Birmingham, Ala., and was then accepted into the NovaCare/University of Cincinnati Sports Physical Therapy Residency Program, which he completed in 2010. He became a Board-Certified Sports Physical Therapist in 2014.

Joe has been published multiple times and has spoken at various continuing education meetings including APTA CSM and ASMI Baseball Course. In 2022, he was part of the staff named the MLB athletic training staff of the year by the Professional Baseball Athletic Trainers Society. Born in Columbus, Ohio, he currently resides in Clearwater, Fla.



**CHRISTIAN BERMUDEZ**  
Assistant Athletic Trainer

Christian Bermudez joined the major league staff as assistant athletic trainer in February 2022 after spending one season as the athletic trainer for the Phillies' triple-A affiliate at Lehigh Valley. Last year, he was a member of the staff named the MLB athletic training staff of the year by the Professional Baseball Athletic Trainers Society.

Prior to joining the Phillies, Christian spent eight years with the Houston Astros, beginning in 2013 with their Gulf Coast League affiliate. He spent the next three years (2014-16) with the club's Dominican Summer League teams, then served as the Astros' Latin American medical coordinator in 2017. He worked with the Carolina League champion Buies Creek club in 2018 before joining Corpus Christi the following year. With no minor league season in 2020, he assisted in the operations of Houston's alternate site.

Born in San Juan, P.R., Christian graduated from the University of South Florida in 2012 with a bachelor's degree in athletic training. He currently resides in Clermont, Fla., with his fiancée Daysi and his two children, Keylis and Xavier.



## MEDICAL PERSONNEL



**ALEX PLUM**  
Major League Physical Therapist

Alex Plum was hired as major league physical therapist for the Phillies in December 2022. This appointment marks his return to the Phillies organization, as he previously spent four years (2018-21) working as minor league physical therapist for the club.

In 2022, Alex served as major league physical therapist for the Cincinnati Reds. In addition to his role with the major league team, he assisted with offseason rehabilitation at the club's minor league complex in Goodyear, Ariz.

Alex is a graduate of Northeastern University, where he earned his bachelor's degree in rehabilitation sciences in 2016 and his Doctor of Physical Therapy in 2017. In his time at Northeastern, he worked with a number of the athletic teams while interning in the training room and then went on to work in orthopedic and sports settings during student rotations at Champion in Birmingham, Ala., and with the Reds in Goodyear. Alex is also a certified strength and conditioning specialist (CSCS) through the NSCA.

Originally from Killingworth, Conn., Alex currently resides in the Northern Liberties section of Philadelphia.



**MORGAN GREGORY**  
Director of Strength and Conditioning and Nutrition

Morgan Gregory was hired by the Phillies as director of strength and conditioning and nutrition in November 2021. He spent the previous nine seasons in the Cincinnati Reds organization, where he most recently served as assistant director of strength and conditioning. From 2018-20, he was Cincinnati's strength and conditioning coordinator. Before that, he spent the 2016 and 2017 seasons as the assistant strength and conditioning coordinator, working mainly with players rehabilitating injuries and with the Latin American Academy. He started his career with the Reds as a strength and conditioning coach for Dayton (2013-14) and Daytona (2015).

Morgan graduated from Carson-Newman College with a bachelor's degree in exercise science in 2011 and earned his master's degree in performance enhancement and injury prevention from the California University of Pennsylvania in 2014. He resides in Goodyear, Ariz.



**FUREY LEVA**  
Assistant Major League Strength and Conditioning Coach

A Philadelphia native, Furey Leva joined the Phillies in January 2017 after four years as a member of the Pittsburgh Pirates player development staff. He served as the minor league strength and conditioning coordinator before being named to his current position in November 2021.

Furey worked as a strength coach at four minor league stops for the Pirates: triple-A Indianapolis, double-A Altoona and single-A Bradenton and Jamestown. At the amateur level, he spent one year (2013) as the assistant strength coach for Temple University football and two years (2012-13) as the head baseball strength coach for North Penn High School.

Furey is a 2012 graduate of Temple University, where he received his Bachelor of Science. His certifications include certified strength & conditioning specialist (CSCS), registered strength and conditioning coach (RSCC) and also USA-Weightlifting Level 1 (USAW). Furey serves on the Professional Baseball Strength and Conditioning Society's executive board as the minor league representative for the National League. He resides in Palm Harbor, Fla., with his wife Mikayla.

## MEDICAL PERSONNEL



**RAUL PÉREZ**  
Medical Operations Liaison

Raul Pérez was promoted to medical operations liaison in January 2023. In this role, he performs various administrative duties, while providing flexibility to the organization's player care plans in the greater Philadelphia area.

Raul originally joined the Phillies in 2019 as an intern with the Gulf Coast League affiliate. He spent two years as athletic trainer for the GCL/Florida Complex League Phillies (2020-21) before moving to Clearwater in the same role for the 2022 season.

Born in Guadalajara, Mexico, Raul earned his bachelor's degree in athletic training from Azusa Pacific University in 2016 and his master's degree in rehabilitation science from the University of Pittsburgh in 2018. He is a certified strength and conditioning specialist (CSCS) and has additional rehab and movement-based certifications, along with Rapsodo and Driveline pitching and hitting certificates.

Raul resides in Pittsburgh, Pa., with his fiancée Sara.



**TODD DILBECK**  
Major League Mental Performance Coach

Todd Dilbeck was promoted to major league mental performance coach prior to the 2023 season. He originally joined the Phillies in 2022 as the minor league mental performance coordinator after spending the previous year working with special operations forces training in the U.S. Army. Prior to that, he spent nine years (2012-20) as a sport psychology coach and consultant at his private practice, working with individual athletes and teams across Northern California.

Additionally, Todd spent over three decades as a wrestling coach at the secondary and collegiate levels, including a nine-year stint (2012-20) as both the mat and mental performance coach at Sacramento City College.

Born in Livermore, Calif., Todd earned his bachelor's degree in psychology from California State University, Sacramento and his master's in sport and exercise psychology from National University. He lives in Southern Pines, N.C., with his wife Mindy and son Teague.



## MEDICAL PERSONNEL



**MICHAEL G. CICCOTTI, MD**  
**Director of Medical Services**

The 2023 season is Dr. Ciccotti's 25th with the Phillies. He is a graduate of the College of the Holy Cross in Worcester, Mass., and Georgetown University School of Medicine in Washington, D.C.

Dr. Ciccotti completed an orthopaedic residency training at Thomas Jefferson University Hospital, followed by a fellowship in sports medicine at the Kerlan-Jobe Sports Clinic in Los Angeles, Calif. While in LA, he served as assistant team physician for all the Los Angeles professional sports teams and the University of Southern California athletic program.

He returned to the Rothman Institute and Thomas Jefferson University, where he is the Everett J. and Marian Gordon Professor of Orthopaedic Surgery, Chief of the Division of Sports Medicine and the

Director of the Sports Medicine Fellowship Program. Dr. Ciccotti has served as orthopaedic consultant for the U.S. Women's National Soccer Team, Philadelphia Flyers and Philadelphia Eagles. In addition to the Phillies, Dr. Ciccotti also currently serves as head team physician for St. Joseph's University and senior orthopaedic consultant for the Philadelphia 76ers. He has served as president of the Major League Baseball Team Physicians Association and was honored with the 20-Year Service Award from the Professional Baseball Athletic Trainers Society (PBATS) in 2017.

He currently serves as the chairman emeritus of the Major League Baseball Medical Advisory Committee, the past president of the Board of Directors for the internationally recognized Orthopaedic Learning Center Surgical Skills Lab and 49th president of the American Orthopaedic Society for Sports Medicine. He recently was bestowed the prestigious George D. Rovere Award for Lifetime Contribution to Sports Medicine Education, the Dick Vermeil Lifetime Achievement Award for his Outstanding Contributions to Sports Medicine and the Joseph S. Torg Award from the Philadelphia Sports Congress for Outstanding Educational Contribution to Sports Medicine. He has authored numerous articles, original research and textbooks, and has lectured extensively regionally, nationally and internationally on the full spectrum of sports medicine. He has been consistently recognized as one of the "Top Sports Medicine Doctors" in Philadelphia as well as one of the "Best Doctors" in America.

Dr. Ciccotti was born in Scranton, Pa. He and his wife Patricia live in Haverford, Pa., with their four children, Michael, Matthew, Emily and Caroline.



**STEVEN B. COHEN, MD**  
**Head Team Physician**

The 2023 season is Dr. Cohen's 17th with the Phillies and eighth as head team physician. He is a graduate of both Columbia University in New York City and the Robert Wood Johnson Medical School at the University of Medicine and Dentistry of New Jersey. Dr. Cohen completed his orthopaedic residency training at the University of Virginia Health Center, followed by a fellowship in sports medicine at the University of Pittsburgh Medical Center. While in Pittsburgh, he assisted in the care of the NFL's Pittsburgh Steelers, the NHL's Pittsburgh Penguins, the University of Pittsburgh and Duquesne University. He returned locally to the Rothman Institute and Thomas Jefferson University, where he is an orthopaedic sports medicine specialist and serves as a professor of orthopaedic surgery

at the Sidney Kimmel Medical College at Thomas Jefferson University and co-director of the sports medicine research program at Rothman Orthopaedics. He was named as a Top Doctor Rising Star by *Philadelphia Magazine* in 2009 and annually a Top Doctor by *Main Line Today* magazine.

In addition to the Phillies, Dr. Cohen also currently serves as the team orthopedist for the Philadelphia Flyers and team physician for St. Joseph's University, Immaculata University, Neumann University, Penncrest High School, Community Academy of Philadelphia and Sacred Heart Academy. He also serves on the Executive Committee for the Major League Baseball Team Physicians Association and was the medical director of the Philadelphia Marathon for 10 years.

Dr. Cohen was born in Philadelphia and attended Cherry Hill West High School. He and his wife Kathleen live in Media, Pa., with their three children, Alexa, William and Tyler.



**JEREMY D. CLOSE, MD**  
**Team Physician**

Dr. Close joined the medical staff of the Phillies prior to the 2015 season. He is a graduate of Colorado College in Colorado Springs, Colo., and Jefferson Medical College in Philadelphia. Dr. Close completed his family medicine residency training at Thomas Jefferson University in Philadelphia, followed by a fellowship in primary care sports medicine.

At Thomas Jefferson University, Dr. Close serves as an associate professor of family medicine and director of the primary care sports medicine fellowship. He is a consultant for the Rock School and University of the Arts and is the vice president of the Athlete Health Organization, which provides free comprehensive sports physicals to underserved student athletes. He is also a member of the American

Academy of Family Physicians, American Medical Society of Sports Medicine and the American College of Sports Medicine and remains involved in sports research and writing.

Dr. Close was born in Aspen, Colo. He and his wife Kristine live in Haddonfield, N.J., with their two children, Colin and Kate.

## CLUB AMBASSADORS



### **GARY MATTHEWS**

#### **Club Ambassador**

One of the most memorable personalities in Phillies history, Gary Matthews – known simply as “The Sarge” – was named a club ambassador following the 2013 season. In his role, Gary works with the Phillies community outreach program in charitable endeavors, as well as visiting suites at Citizens Bank Park during games and attending sponsorship events.

Before being named to his current position, Gary spent seven seasons as a color analyst for Phillies broadcasts. His previous broadcasting experience included two seasons as a radio broadcaster for the Toronto Blue Jays (2000-01) and serving as a baseball analyst on Headline Sports Television, a Canadian cable network based in Toronto.

The former outfielder played 16 seasons in the majors, including three with the Phillies (1981-83). He was the Most Valuable Player of the 1983 National League Championship Series when the Phillies defeated the Los Angeles Dodgers to advance to the World Series. He also played for the San Francisco Giants (1972-76), Atlanta Braves (1977-80), Chicago Cubs (1984-87) and finished his playing career with the Seattle Mariners in 1987. For his career, Gary hit .281 with 234 home runs, 978 RBI and 183 stolen bases in 2,033 games.

Gary won the NL Rookie of the Year Award in 1973 and was a member of the 1979 NL All-Star team. He appeared in the NL Division Series with the Phillies in 1981, the NLCS and World Series with the Phillies in 1983 and the NLCS with the Cubs in 1984.

Following his playing career, Gary worked in private industry before joining the Cubs organization as a minor league hitting instructor (1995-97). He spent seven seasons as a major league coach: Toronto Blue Jays hitting coach, 1998-99; Milwaukee Brewers hitting coach, 2000; and Cubs hitting coach, 2003-04, and first base coach, 2005-06.

Gary was drafted by the Giants out of San Fernando High School in June 1968, the 17th player selected overall. His son Gary Jr. played in the majors with seven different teams.

Born in San Fernando, Calif., Gary lives in Atlanta, Ga. He has five children, Gary Jr., Delvon, Dustin, Dannon and Paige, and one grandson, Denver.



### **MICKEY MORANDINI**

#### **Club Ambassador**

Mickey Morandini took on the role of club ambassador in 2018. He had spent the previous two years with the team as first base coach and baserunning instructor.

Prior to joining the major league staff, Mickey spent five years in the Phillies minor league system as a coach for triple-A Lehigh Valley and double-A Reading and manager for single-A Lakewood and single-A Williamsport. He also spent four years as head coach for the Valparaiso High School varsity baseball team.

A 1995 National League All-Star, Mickey played nine of his 11 major league seasons (1990-2000) with the Phillies and was a member of the 1993 NL champions. He ranks fourth in Phillies history in most games played at second base (926) and was the recipient of the Paul Owens Award in 1989 as the best player in the Phillies minor league system. Mickey was originally selected by the Phillies in the fifth round of the June 1988 draft out of Indiana University. As an amateur, he won a gold medal as a member of the 1988 Olympic baseball team.

Born in Leechburg, Pa., Mickey and his wife Peg live in Glen Mills, Pa. They have three sons: Jordan, Griffin and Braydon.



### **MILT THOMPSON**

#### **Club Ambassador**

An outfielder for the 1993 National League champs and hitting coach for the 2008 World Series champions, Milt Thompson returned to the Phillies organization as a club ambassador in March 2022. In this role, he serves as a club resource for community outreach with an emphasis on youth baseball and softball development, working with the Phillies RBI program and the Phillies Urban Youth Academy.

Milt previously served the Phillies as major league hitting coach (2005-10) following one season as first base coach (2004). From 2005-09, Milt guided Phillies hitters to the NL lead in home runs, RBI, runs, extra-base hits and total bases. He also served as a coach on the NL All-Star team in 2009.

Originally drafted by the Atlanta Braves out of Howard University in 1979, Milt played 18 years of professional baseball, including 13 seasons in the majors with the Braves (1984-85), Phillies (1986-88, 1993-94), St. Louis Cardinals (1989-92), Houston Astros (1994-95), Los Angeles Dodgers (1996) and Colorado Rockies (1996). He hit .294 with six RBI in the 1993 World Series and set a Phillies record with five RBI in Game 4 at Veterans Stadium.

Milt began his coaching career in 1997 as minor league outfield/baserunning coordinator for Tampa Bay before joining the Phillies minor league system as a coach at Reading (1998-99) and outfield/baserunning coordinator (2001-03). He was inducted into the All Sports Museum of Southern New Jersey in October 2021.

Born in Washington, D.C., Milt currently lives in Sewell, N.J. with his wife Carole. He has four daughters: Torri, Jennifer, Courtney and Alyssa.



2023 PHILLIES





## ROB THOMSON

Manager

59

**B-T:** R-R

**HT:** 6-0; **WT:** 200

**OPENING DAY AGE:** 59

**BORN:** August 16, 1963, Stratford, Ontario, Canada

**RESIDES:** Sebringville, Ontario, Canada

### MANAGING/COACHING CAREER

- Signed a two-year contract to serve as manager for the 2023 and 2024 seasons on 10/10/22, making him the 56th manager in Phillies history
- Named Phillies interim manager on 6/3/22
- Guided the club to a 65-46 record (.586) after taking over as manager and led the club to its first postseason berth since 2011
- Became the fourth manager to take a team at least seven games under .500 and lead them to the postseason, joining Dick Howser (KC, 1981), Cito Gaston (TOR, 1989) and Jim Tracy (COL, 2009)
- Became the eighth manager (9th time) to lead a team to a World Series after the club began the season with a different manager and the first since Jack McKeon in 2003 with MIA
- Became the first Canadian-born skipper ever to manage a game in the postseason in NL Wild Card Series Game 1 on 10/7/22 at STL
- The Phillies won 61 of their first 100 games with Thomson as manager in 2022, which was the most wins for any manager in Phillies history who had begun their managerial career in Philadelphia; Steve O'Neill won 66 games over his first 100 games between 1952-53, but he had prior managerial experience with CLE, DET and BOS
- Finished fifth in 2022 NL Manager of the Year voting; received two first-place votes
- Hired as Phillies bench coach on 12/5/17; coordinated ML spring training from 2018-22
- Spent 28 years as member of the NYY organization (1990-2017), including 10 on the ML coaching staff as the bench coach (2008, 2015-17) and 3rd base coach (2009-14)
- Stood in as manager for Joe Girardi for three games in 2008, and was believed to be the first Canadian to manage or stand in to manage a ML game since 1934 (PIT's George "Mooney" Gibson)
- Went 1-2 in those games as manager, although the totals counted toward Girardi's managerial record
- Served as NYY's major league field coordinator in 2007 after spending three seasons (2004-06) as a special assignment instructor
- Was named NYY's director of player development in 2000, holding the position until his promotion to vice president of minor league development prior to 2003
- Moved into NYY's front office as a field coordinator in 1998 after spending two seasons (1996-97) as 3rd base coach for Columbus (AAA)
- Spent the 1995 season as manager of Oneonta (A) in the New York-Penn League after spending five years (1990-94) as a coach in NYY's minor league system
- Joined the NYY organization in 1990 as a 3rd base coach for Fort Lauderdale (A)
- Represented DET at an MLB clinic in 1989
- Coached briefly in DET's minor league system during the 1988 season



**PLAYING CAREER**

- Selected by DET in the 32nd round of the June 1985 draft
- Played four minor league seasons in DET's farm system from 1985-88
- Played in 136 games as a catcher, 55 at 3rd base, four at 1st base and one each at 2nd base and pitcher

**PERSONAL**

Robert Lewis Thomson... Married Michele Wilker (2/7/87); has two daughters, Jacqueline and Christina... Played baseball for one year at St. Clair County Community College (MI) before transferring to the University of Kansas, where he played baseball from 1983-85... Competed in the 1984 Summer Olympics as part of Team Canada's baseball team... Was a 2023 inductee into St. Clair County Community College's Skippers Hall of Fame in 2023... Was a 2019 inductee into the Canadian Baseball Hall of Fame

**ROB THOMSON'S MANAGERIAL RECORD**

| YEAR | CLUB     | LEAGUE        | W-L   | POSITION |
|------|----------|---------------|-------|----------|
| 1995 | Oneonta  | New York-Penn | 34-41 | 4th      |
| 2022 | PHILLIES | NATIONAL      | 65-46 | 3rd      |

**THOMSON'S POSTSEASON MANAGERIAL RECORD**

| YEAR | CLUB     | TITLE        | W-L  |
|------|----------|--------------|------|
| 2022 | PHILLIES | NL Champions | 11-6 |

**THOMSON'S CAREER STATISTICS**

| YEAR                 | CLUB     | AVG         | G          | AB         | R         | H          | 2B        | 3B       | HR       | RBI       | SH       | SF       | HP       | BB        | SO         | SB       | CS       | OBP         | SLG         | OPS         | E         |
|----------------------|----------|-------------|------------|------------|-----------|------------|-----------|----------|----------|-----------|----------|----------|----------|-----------|------------|----------|----------|-------------|-------------|-------------|-----------|
| 1985                 | Bristol  | .000        | 2          | 5          | 0         | 0          | 0         | 0        | 0        | 0         | 0        | 0        | 0        | 1         | 3          | 0        | 0        | .167        | .000        | .167        | 0         |
|                      | Gastonia | .187        | 39         | 123        | 7         | 23         | 5         | 0        | 1        | 10        | 1        | 0        | 1        | 8         | 24         | 0        | 2        | .242        | .252        | .494        | 16        |
| 1986                 | Gastonia | .252        | 94         | 298        | 42        | 75         | 11        | 1        | 4        | 38        | 1        | 2        | 2        | 48        | 44         | 1        | 3        | .357        | .336        | .693        | 15        |
|                      | Lakeland | .182        | 8          | 22         | 2         | 4          | 1         | 0        | 1        | 4         | 0        | 0        | 0        | 2         | 0          | 0        | 0        | .182        | .364        | .545        | 3         |
| 1987                 | Lakeland | .228        | 71         | 206        | 21        | 47         | 12        | 0        | 1        | 22        | 6        | 1        | 0        | 25        | 30         | 2        | 0        | .310        | .301        | .611        | 5         |
| 1988                 | Lakeland | .000        | 2          | 7          | 0         | 0          | 0         | 0        | 0        | 0         | 0        | 0        | 0        | 2         | 0          | 0        | 0        | .000        | .000        | .000        | 0         |
| <b>Minors Totals</b> |          | <b>.225</b> | <b>216</b> | <b>661</b> | <b>72</b> | <b>149</b> | <b>29</b> | <b>1</b> | <b>7</b> | <b>74</b> | <b>8</b> | <b>3</b> | <b>3</b> | <b>82</b> | <b>105</b> | <b>3</b> | <b>5</b> | <b>.312</b> | <b>.304</b> | <b>.617</b> | <b>39</b> |





# MIKE CALITRI

**Bench Coach**

**95**

**B-T:** R-R

**HT:** 6-3; **WT:** 210

**OPENING DAY AGE:** 45

**BORN:** March 14, 1978, Brockton, MA

**RESIDES:** Tampa, FL

## POST-PLAYING/COACHING CAREER

- Elevated to the position of bench coach on 6/3/22
- Took over responsibilities for coordinating ML spring training in 2023
- Was promoted to quality assurance coach in January 2021
- Joined the Phillies for the 2018 season as manager of advance scouting, a position he held through 2020
- Spent five seasons (2013-17) as a pro scout for CLE
- Worked as the advance scouting coordinator for TB from 2009-12
- Served as the director of baseball operations for Vanderbilt University, 2005-08

## PLAYING CAREER

- Signed by CIN as a non-drafted free agent, 8/26/00
- Spent parts of four seasons (2000-03) in CIN's minor league system and one season (2003) in BOS' system
- Played in 174 minor league games at 3rd base and 172 at 1st base

## PERSONAL

Michael Hennessey Calitri (pronounced kuh-LEE-tree)... Married Ciara Egan (7/22/06); has two daughters, Emiliana and Graziella, and one son, Cristiano... Attended Clemson University (SC) from 1997-2000, where he played infield all four years and helped the Tigers to the second round of the 2000 College World Series... Returned to Clemson to earn his business degree in 2004 after four minor league seasons

## MIKE CALITRI'S CAREER STATISTICS

| YEAR                 | CLUB     | AVG         | G          | AB          | R          | H          | 2B        | 3B       | HR        | RBI        | SH       | SF       | HP        | BB         | SO         | SB       | CS        | OBP         | SLG         | OPS         | E         |
|----------------------|----------|-------------|------------|-------------|------------|------------|-----------|----------|-----------|------------|----------|----------|-----------|------------|------------|----------|-----------|-------------|-------------|-------------|-----------|
| 2000                 | Billings | .542        | 7          | 24          | 11         | 13         | 2         | 1        | 1         | 11         | 0        | 0        | 1         | 8          | 5          | 1        | 0         | .667        | .833        | 1.500       | 1         |
| 2001                 | Dayton   | .249        | 97         | 317         | 57         | 79         | 18        | 0        | 16        | 44         | 1        | 2        | 3         | 57         | 98         | 1        | 3         | .367        | .467        | .824        | 19        |
|                      | Mudville | .176        | 22         | 74          | 8          | 13         | 2         | 0        | 2         | 10         | 0        | 0        | 1         | 11         | 28         | 0        | 0         | .291        | .284        | .574        | 10        |
| 2002                 | Stockton | .260        | 104        | 331         | 63         | 86         | 24        | 0        | 11        | 58         | 2        | 3        | 5         | 48         | 105        | 3        | 2         | .359        | .432        | .791        | 15        |
| 2003                 | Potomac  | .222        | 55         | 171         | 22         | 38         | 10        | 1        | 6         | 26         | 1        | 2        | 1         | 21         | 48         | 3        | 1         | .308        | .398        | .705        | 5         |
|                      | Sarasota | .264        | 61         | 201         | 32         | 53         | 10        | 4        | 3         | 23         | 1        | 2        | 2         | 38         | 62         | 1        | 4         | .383        | .398        | .781        | 8         |
| <b>Minors Totals</b> |          | <b>.252</b> | <b>346</b> | <b>1118</b> | <b>193</b> | <b>282</b> | <b>66</b> | <b>6</b> | <b>39</b> | <b>172</b> | <b>5</b> | <b>9</b> | <b>13</b> | <b>183</b> | <b>346</b> | <b>9</b> | <b>10</b> | <b>.361</b> | <b>.427</b> | <b>.788</b> | <b>58</b> |





# JASON CAMILLI

Assistant Hitting Coach

91

**B-T:** R-R

**HT:** 6-0; **WT:** 185

**OPENING DAY AGE:** 47

**BORN:** October 18, 1975, Phoenix, AZ

**RESIDES:** Peoria, AZ

2023 PHILLIES

## COACHING CAREER

- Returns for his second season as the Phillies assistant hitting coach
- The Phillies improved their season totals in several offensive categories from 2021 to 2022, including AVG (.240/.253), OPS (.726/.739), runs scored (734/747), HR (198/205) and XBH (484/489)
- Spent 2021 with CIN as a development coach for Arizona League Reds (R)
- Spent nine seasons with ARI as a hitting coach in their minor league system from 2012-20
- Spent five seasons with MTL/WSH as a hitting coach in their minor league system from 2004-08

## PLAYING CAREER

- Originally drafted by MTL in the 2nd round (44th overall) of the June 1994 draft
- Played professionally for 10 years
- Spent 2003 with Parma of the Italian Baseball League

## PERSONAL

Jason Darren Camilli... Married Megan Pearson (10/11/14); has two children, Jadynd and Jordyn... 1994 graduate of Thunderbird High School (AZ)... His uncle was Dolph Camilli, Phillies first baseman, 1934-37... **Hobbies:** Cooking and spending time in the batting cage

## JASON CAMILLI'S CAREER STATISTICS

| YEAR | CLUB                 | AVG         | G          | AB          | R          | H          | 2B         | 3B        | HR        | RBI        | SH        | SF        | HP        | BB         | SO         | SB         | CS        | OBP         | SLG         | OPS         | E          |
|------|----------------------|-------------|------------|-------------|------------|------------|------------|-----------|-----------|------------|-----------|-----------|-----------|------------|------------|------------|-----------|-------------|-------------|-------------|------------|
| 1994 | GCL Expos            | .255        | 53         | 212         | 33         | 54         | 4          | 3         | 0         | 13         | 0         | 1         | 0         | 31         | 44         | 6          | 6         | .348        | .302        | .650        | 16         |
| 1995 | Vermont              | .243        | 63         | 243         | 37         | 59         | 10         | 2         | 1         | 21         | 3         | 2         | 2         | 30         | 52         | 17         | 10        | .329        | .313        | .642        | 18         |
|      | Albany               | .188        | 53         | 181         | 28         | 34         | 5          | 0         | 3         | 16         | 0         | 2         | 3         | 38         | 50         | 13         | 10        | .335        | .265        | .600        | 20         |
| 1996 | Delmarva             | .223        | 119        | 426         | 53         | 95         | 13         | 2         | 3         | 36         | 9         | 2         | 5         | 63         | 89         | 26         | 17        | .329        | .284        | .613        | 31         |
| 1997 | Cape Fear            | .298        | 98         | 396         | 57         | 118        | 35         | 2         | 3         | 43         | 7         | 2         | 5         | 31         | 64         | 22         | 11        | .355        | .419        | .774        | 35         |
|      | W. Palm Beach        | .128        | 15         | 47          | 1          | 6          | 3          | 0         | 0         | 1          | 1         | 0         | 0         | 2          | 12         | 0          | 1         | .163        | .191        | .354        | 6          |
| 1998 | Jupiter              | .258        | 89         | 314         | 45         | 81         | 15         | 1         | 2         | 33         | 1         | 1         | 2         | 35         | 55         | 9          | 10        | .335        | .331        | .666        | 15         |
|      | Harrisburg           | .111        | 6          | 18          | 1          | 2          | 0          | 0         | 0         | 1          | 0         | 0         | 0         | 3          | 5          | 0          | 0         | .238        | .111        | .349        | 0          |
| 1999 | Harrisburg           | .214        | 63         | 154         | 26         | 33         | 7          | 0         | 4         | 16         | 0         | 1         | 2         | 23         | 31         | 0          | 2         | .322        | .338        | .660        | 7          |
|      | Ottawa               | .265        | 35         | 102         | 12         | 27         | 6          | 0         | 0         | 8          | 0         | 0         | 0         | 11         | 19         | 4          | 1         | .336        | .324        | .660        | 3          |
| 2000 | GCL Expos            | .267        | 5          | 15          | 1          | 4          | 1          | 0         | 0         | 2          | 1         | 2         | 0         | 2          | 3          | 1          | 0         | .316        | .333        | .649        | 0          |
|      | Harrisburg           | .213        | 65         | 240         | 27         | 51         | 10         | 3         | 3         | 19         | 4         | 2         | 3         | 24         | 51         | 3          | 6         | .290        | .317        | .607        | 15         |
|      | Ottawa               | .156        | 21         | 77          | 7          | 12         | 4          | 1         | 0         | 11         | 0         | 1         | 0         | 3          | 21         | 0          | 0         | .185        | .234        | .419        | 2          |
| 2001 | El Paso              | .333        | 13         | 39          | 7          | 13         | 1          | 0         | 0         | 3          | 0         | 1         | 0         | 2          | 8          | 0          | 2         | .357        | .359        | .716        | 5          |
|      | Tulsa                | .241        | 55         | 174         | 21         | 42         | 8          | 1         | 3         | 24         | 4         | 1         | 4         | 32         | 36         | 4          | 1         | .370        | .351        | .721        | 6          |
| 2002 | Arkansas             | .225        | 112        | 338         | 39         | 76         | 13         | 1         | 4         | 28         | 6         | 1         | 3         | 37         | 64         | 6          | 5         | .306        | .305        | .611        | 20         |
|      | <b>Minors Totals</b> | <b>.238</b> | <b>865</b> | <b>2976</b> | <b>395</b> | <b>707</b> | <b>135</b> | <b>16</b> | <b>26</b> | <b>275</b> | <b>36</b> | <b>19</b> | <b>29</b> | <b>367</b> | <b>604</b> | <b>111</b> | <b>82</b> | <b>.325</b> | <b>.320</b> | <b>.645</b> | <b>199</b> |



# CALEB COTHAM

Pitching Coach

65

@ceetwo35

**B-T:** R-R

**HT:** 6-3; **WT:** 215

**OPENING DAY AGE:** 35

**BORN:** November 6, 1987, Mt. Juliet, TN

**RESIDES:** Gordonsville, TN

## COACHING CAREER

- Named Phillies pitching coach on 11/20/20
- In 2022, Phillies starters finished 2nd in the NL in both quality starts (75) and innings pitched (896.2); Phillies relievers allowed the fewest HR (49) in the NL and averaged 9.75 SO/9.0 IP, which was 4th-highest in the NL
- Spent two seasons (2019-20) as assistant pitching coach/director of pitching for CIN, his first professional coaching job
- Following the 2016 season, worked in Brentwood, Tenn., as the director of pitching for the Bledsoe Agency

## PLAYING CAREER

- Selected by NYY in the 5th round of the June 2009 draft
- Missed the 2010 season due to right shoulder surgery
- Made his ML debut, 7/29/15 at TEX, and posted a 2.35 ERA (2 ER, 7.2 IP) in 10 of his 12 appearances that year
- Traded to CIN, 10/28/15, as part of the Aroldis Chapman trade

- Made his CIN debut, 4/6/16 vs PHI (2.0 IP)
- Pitched 1.0 scoreless inning at Citizens Bank Park, 5/14/16
- Was limited to 23 appearances in 2016 because of inflammation in his right shoulder and a torn lateral meniscus in his right knee; had season-ending microfracture surgery on his knee, 8/2
- Signed by SEA in 2017 to a minor league contract but voluntarily retired during spring training

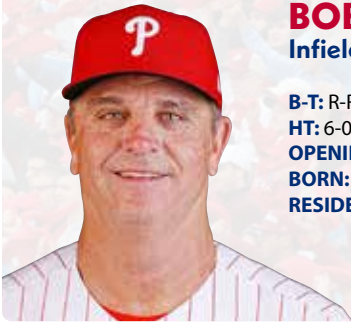
## PERSONAL

Caleb Kent Cotham... Married Candace Hammell (1/12/13)... 2006 graduate of Mt. Juliet High School (TN), where as a junior and senior he was captain of the baseball team, three times All-District, District MVP as a junior, All-Region and All-State as a junior and 9-AAA Tournament MVP as a senior... Was junior class president and a member of the National Junior Honor Society... **Hobbies:** Reading, golfing and fishing

## CALEB COTHAM'S CAREER STATISTICS

| YEAR                 | CLUB                    | W-L          | ERA         | G          | GS        | CG       | SHO      | SV       | IP           | H          | R          | ER         | HR        | HB        | BB         | SO         | WP        | BK       | AVG         |
|----------------------|-------------------------|--------------|-------------|------------|-----------|----------|----------|----------|--------------|------------|------------|------------|-----------|-----------|------------|------------|-----------|----------|-------------|
| 2009                 | GCL Yankees             | 0-0          | 0.00        | 1          | 1         | 0        | 0        | 0        | 2.0          | 2          | 0          | 0          | 0         | 0         | 0          | 5          | 0         | 0        | .250        |
|                      | Staten Island           | 0-1          | 4.50        | 2          | 2         | 0        | 0        | 0        | 6.0          | 5          | 3          | 3          | 1         | 0         | 3          | 8          | 0         | 0        | .217        |
| 2010                 | Injured - Did not pitch |              |             |            |           |          |          |          |              |            |            |            |           |           |            |            |           |          |             |
| 2011                 | GCL Yankees             | 0-0          | 4.50        | 1          | 1         | 0        | 0        | 0        | 2.0          | 2          | 2          | 1          | 0         | 0         | 1          | 3          | 0         | 0        | .222        |
|                      | Staten Island           | 0-1          | 1.71        | 12         | 0         | 0        | 0        | 0        | 21.0         | 21         | 7          | 4          | 1         | 0         | 9          | 29         | 1         | 0        | .250        |
| 2012                 | Charleston              | 3-1          | 2.31        | 8          | 8         | 0        | 0        | 0        | 39.0         | 32         | 11         | 10         | 1         | 0         | 7          | 32         | 0         | 0        | .225        |
|                      | Tampa                   | 2-6          | 4.48        | 15         | 11        | 0        | 0        | 0        | 62.1         | 71         | 33         | 31         | 4         | 3         | 22         | 44         | 2         | 0        | .289        |
| 2013                 | Trenton                 | 2-1          | 3.72        | 7          | 6         | 0        | 0        | 0        | 29.0         | 27         | 13         | 12         | 1         | 2         | 13         | 26         | 1         | 0        | .245        |
|                      | Scranton/W-B            | 6-6          | 5.48        | 21         | 17        | 0        | 0        | 0        | 95.1         | 115        | 64         | 58         | 11        | 7         | 34         | 60         | 3         | 2        | .304        |
| 2014                 | Scranton/W-B            | 0-2          | 5.40        | 5          | 5         | 0        | 0        | 0        | 18.1         | 25         | 14         | 11         | 1         | 0         | 7          | 17         | 1         | 1        | .316        |
|                      | Trenton                 | 0-2          | 6.04        | 5          | 5         | 0        | 0        | 0        | 25.1         | 25         | 17         | 17         | 3         | 0         | 13         | 16         | 1         | 0        | .269        |
| 2015                 | GCL Yankees 2           | 0-0          | 0.00        | 2          | 1         | 0        | 0        | 0        | 2.1          | 1          | 0          | 0          | 0         | 0         | 0          | 4          | 0         | 0        | .125        |
|                      | GCL Yankees 1           | 0-0          | 0.00        | 2          | 0         | 0        | 0        | 0        | 3.2          | 3          | 0          | 0          | 0         | 1         | 0          | 2          | 0         | 0        | .214        |
|                      | Tampa                   | 0-0          | 0.00        | 4          | 0         | 0        | 0        | 0        | 4.1          | 3          | 0          | 0          | 0         | 0         | 0          | 5          | 1         | 0        | .200        |
| 2016                 | Trenton                 | 4-2          | 2.77        | 15         | 0         | 0        | 0        | 1        | 26.0         | 20         | 8          | 8          | 1         | 1         | 8          | 31         | 1         | 0        | .208        |
|                      | Scranton/W-B            | 2-2          | 1.74        | 20         | 0         | 0        | 0        | 1        | 31.0         | 25         | 7          | 6          | 1         | 2         | 5          | 30         | 2         | 0        | .216        |
|                      | NEW YORK-AL             | 1-0          | 6.52        | 12         | 0         | 0        | 0        | 0        | 9.2          | 14         | 7          | 7          | 4         | 0         | 1          | 11         | 0         | 0        | .326        |
| 2016                 | CINCINNATI              | 0-3          | 7.40        | 23         | 0         | 0        | 0        | 0        | 24.1         | 32         | 21         | 20         | 3         | 3         | 12         | 21         | 1         | 0        | .323        |
|                      | Pensacola+              | 0-0          | 18.00       | 2          | 0         | 0        | 0        | 0        | 1.0          | 2          | 3          | 2          | 0         | 0         | 1          | 0          | 0         | 0        | .333        |
| <b>Minors Totals</b> |                         | <b>19-24</b> | <b>3.98</b> | <b>122</b> | <b>57</b> | <b>0</b> | <b>0</b> | <b>2</b> | <b>368.2</b> | <b>379</b> | <b>182</b> | <b>163</b> | <b>25</b> | <b>16</b> | <b>123</b> | <b>312</b> | <b>13</b> | <b>3</b> | <b>.266</b> |
| <b>AL Totals</b>     |                         | <b>1-0</b>   | <b>6.52</b> | <b>12</b>  | <b>0</b>  | <b>0</b> | <b>0</b> | <b>0</b> | <b>9.2</b>   | <b>14</b>  | <b>7</b>   | <b>7</b>   | <b>4</b>  | <b>0</b>  | <b>1</b>   | <b>11</b>  | <b>0</b>  | <b>0</b> | <b>.326</b> |
| <b>NL Totals</b>     |                         | <b>0-3</b>   | <b>7.40</b> | <b>23</b>  | <b>0</b>  | <b>0</b> | <b>0</b> | <b>0</b> | <b>24.1</b>  | <b>32</b>  | <b>21</b>  | <b>20</b>  | <b>3</b>  | <b>3</b>  | <b>12</b>  | <b>21</b>  | <b>1</b>  | <b>0</b> | <b>.323</b> |
| <b>ML Totals</b>     |                         | <b>1-3</b>   | <b>7.15</b> | <b>35</b>  | <b>0</b>  | <b>0</b> | <b>0</b> | <b>0</b> | <b>34.0</b>  | <b>46</b>  | <b>28</b>  | <b>27</b>  | <b>7</b>  | <b>3</b>  | <b>13</b>  | <b>32</b>  | <b>1</b>  | <b>0</b> | <b>.324</b> |

+ Rehab assignment



# BOBBY DICKERSON

## Infield Coach



@BobbyDbaseball

**B-T:** R-R  
**HT:** 6-0; **WT:** 180  
**OPENING DAY AGE:** 57  
**BORN:** September 4, 1965, Laurel, MS  
**RESIDES:** Laurel, MS

2023 PHILLIES

### MANAGING/COACHING CAREER

- Rejoined the Phillies as infield coach on 10/25/21; previously served as infield coach in 2019
- Spent two seasons on SD's ML staff, first as bench coach (2020-21) and then as 3rd base coach (2021)
- Spent six seasons (2013-18) as 3rd base coach for BAL after three years (2010-12) on the club's player development staff as infield coordinator and interim manager for Norfolk (AAA)
- Worked eight years in CHI's minor league system as manager for Iowa (AAA, 2006 & 2009), minor league infield/bunting coordinator (2006-08) and manager for West Tenn (AA, 2002-05)
- Was on ARI's player development staff for four years as the minor league infield instructor (2001), manager for El Paso (AA, 2000), minor league field coordinator (1999) and infield coordinator (1998)
- Began his coaching career on BAL's player development staff; worked his first five years as a player/coach for Rochester (AAA, 1993), minor league infield instructor (1994-97) and manager for Bluefield (R, 1996-97)

- Managed Cibao in the Dominican Winter League following the 2016 season and Mesa in the 2002 Arizona Fall League

### PLAYING CAREER

- Was selected in the 23rd round of the June 1987 draft by NYY
- Played seven minor league seasons with NYY and BAL
- Was a teammate of NFL Hall of Famer Deion Sanders in 1987 with Ft. Lauderdale (A)
- Pitched 1.0 scoreless inning of relief in 1991 for Hagerstown (AA)

### PERSONAL

Bobby Dale Dickerson... Married, wife's name is Christine; has one daughter, Ashley, and one son, Dustin... Dustin is an infielder enrolled at Southern Mississippi University... Attended Nicholls State University (LA)... Inducted into the Nicholls State University Athletics Hall of Fame in 2015

### BOBBY DICKERSON'S CAREER STATISTICS

| YEAR                 | CLUB           | AVG         | G          | AB          | R          | H          | 2B        | 3B        | HR        | RBI        | SH        | SF        | HP        | BB        | SO         | SB       | CS       | OBP         | SLG         | OPS         | E         |
|----------------------|----------------|-------------|------------|-------------|------------|------------|-----------|-----------|-----------|------------|-----------|-----------|-----------|-----------|------------|----------|----------|-------------|-------------|-------------|-----------|
| 1987                 | Oneonta        | .278        | 8          | 18          | 4          | 5          | 1         | 0         | 1         | 4          | 0         | 0         | 0         | 2         | 1          | 1        | 0        | .350        | .500        | .850        | 3         |
|                      | Ft. Lauderdale | .196        | 23         | 56          | 6          | 11         | 5         | 0         | 0         | 3          | 0         | 1         | 3         | 4         | 14         | 0        | 0        | .281        | .286        | .567        | 4         |
| 1988                 | Ft. Lauderdale | .246        | 85         | 305         | 29         | 75         | 21        | 0         | 2         | 42         | 3         | 3         | 5         | 5         | 50         | 1        | 0        | .267        | .334        | .602        | 14        |
| 1989                 | Albany         | .255        | 21         | 55          | 8          | 14         | 2         | 0         | 1         | 5          | 1         | 0         | 2         | 0         | 12         | 1        | 0        | .281        | .345        | .626        | 4         |
|                      | Columbus       | .185        | 24         | 65          | 8          | 12         | 4         | 0         | 0         | 5          | 0         | 1         | 1         | 2         | 15         | 0        | 1        | .217        | .246        | .464        | 4         |
| 1990                 | Albany         | .220        | 58         | 182         | 20         | 40         | 8         | 2         | 1         | 17         | 2         | 2         | 1         | 7         | 29         | 0        | 0        | .250        | .302        | .552        | 14        |
| 1991                 | Hagerstown     | .238        | 90         | 302         | 34         | 72         | 12        | 4         | 1         | 36         | 4         | 5         | 6         | 9         | 44         | 2        | 0        | .270        | .315        | .585        | 22        |
|                      | Rochester      | .333        | 2          | 6           | 0          | 2          | 1         | 0         | 0         | 0          | 0         | 0         | 0         | 0         | 1          | 0        | 0        | .333        | .500        | .833        | 0         |
| 1992                 | Rochester      | .241        | 86         | 249         | 28         | 60         | 7         | 3         | 4         | 29         | 3         | 0         | 1         | 11        | 43         | 1        | 3        | .276        | .341        | .617        | 12        |
| 1993                 | Rochester      | .250        | 40         | 88          | 12         | 22         | 3         | 1         | 3         | 18         | 4         | 0         | 2         | 4         | 18         | 0        | 1        | .298        | .409        | .707        | 5         |
| <b>Minors Totals</b> |                | <b>.236</b> | <b>437</b> | <b>1326</b> | <b>149</b> | <b>313</b> | <b>64</b> | <b>10</b> | <b>13</b> | <b>159</b> | <b>17</b> | <b>12</b> | <b>21</b> | <b>44</b> | <b>227</b> | <b>6</b> | <b>5</b> | <b>.269</b> | <b>.329</b> | <b>.598</b> | <b>82</b> |

### DICKERSON'S MANAGERIAL RECORD

| YEAR          | CLUB          | LEAGUE        | W-L            | POSITION    |
|---------------|---------------|---------------|----------------|-------------|
| 1996          | Bluefield     | Appalachian   | 42-26          | 1st         |
| 1997          | Bluefield     | Appalachian   | 40-29          | 1st         |
| 2000          | El Paso       | Texas         | 74-66          | 4th/1st     |
| 2002          | West Tenn     | Southern      | 73-67          | 4th/1st     |
| 2003          | West Tenn     | Southern      | 65-73          | 2nd/5th     |
| 2004          | West Tenn     | Southern      | 70-68          | 2nd/T-3rd   |
| 2005          | West Tenn     | Southern      | 83-56          | 1st/1st     |
| 2006          | Iowa          | Pacific Coast | 6-5            | -           |
| 2009          | Iowa          | Pacific Coast | 72-72          | 3rd         |
| 2010          | Norfolk       | International | 43-46          | -           |
| <b>Minors</b> | <b>Totals</b> |               | <b>568-508</b> | <b>.528</b> |



# PACO FIGUEROA

First Base Coach

38

@paquifig

**B-T:** R-R

**HT:** 5-11; **WT:** 180

**OPENING DAY AGE:** 40

**BORN:** February 19, 1983, Miami, FL

**RESIDES:** Miami, FL

## COACHING CAREER

- Named outfield/baserunning coach on 11/6/18, his first ML coaching position; had 1st base duties added on 1/15/19
- The Phillies finished with the 5th-most stolen bases (105) in MLB in 2022 and their 78.9% success rate (105-133) was 5th-highest in the NL (8th-highest in MLB)
- Served as minor league hitting coordinator for LAD for three seasons (2016-18)
- Was a coach for Team Spain in the 2017 World Baseball Classic

## PLAYING CAREER

- Selected by BAL in the 9th round of the June 2005 draft; had previously been drafted by ATL in 2001 (42nd round), but did not sign

- Played six years in BAL's minor league system before spending the 2011 season with the Phillies at Reading (AA)
- Played for Spain in the 2013 World Baseball Classic
- In 2006, was selected to the Carolina League All-Star team

## PERSONAL

Francisco Figueroa... Married Natalia Noroña (2/6/21); has one son, Francisco Andres... 2001 graduate of Gulliver Preparatory School (FL), where he played baseball and basketball... Attended the University of Miami (FL)... Was teammates with his identical twin brother, Daniel, after both were selected by BAL in the June 2005 draft and also in the World Baseball Classic... **Hobbies:** Exercise, golf, deep-sea fishing, yoga and axe-throwing

## PACO FIGUEROA'S CAREER STATISTICS

| YEAR                 | CLUB             | AVG         | G          | AB          | R          | H          | 2B        | 3B        | HR       | RBI        | SH        | SF        | HP        | BB         | SO         | SB        | CS        | OBP         | SLG         | OPS         | E         |
|----------------------|------------------|-------------|------------|-------------|------------|------------|-----------|-----------|----------|------------|-----------|-----------|-----------|------------|------------|-----------|-----------|-------------|-------------|-------------|-----------|
| 2005                 | Delmarva         | .307        | 40         | 150         | 30         | 46         | 7         | 2         | 0        | 12         | 2         | 0         | 5         | 24         | 25         | 6         | 3         | .419        | .380        | .799        | 4         |
| 2006                 | Frederick        | .284        | 90         | 345         | 62         | 98         | 17        | 2         | 4        | 28         | 9         | 1         | 10        | 30         | 46         | 20        | 13        | .358        | .380        | .738        | 20        |
| 2007                 | Bowie            | .280        | 95         | 350         | 60         | 98         | 19        | 2         | 1        | 19         | 9         | 0         | 4         | 43         | 52         | 15        | 11        | .365        | .354        | .719        | 12        |
| 2008                 | Aberdeen         | .267        | 10         | 30          | 6          | 8          | 2         | 0         | 0        | 2          | 1         | 0         | 0         | 6          | 1          | 2         | 0         | .389        | .333        | .722        | 1         |
|                      | Delmarva         | .314        | 22         | 86          | 12         | 27         | 4         | 0         | 0        | 8          | 0         | 3         | 1         | 8          | 16         | 4         | 1         | .367        | .360        | .727        | 1         |
| 2009                 | GCL Orioles      | .286        | 6          | 21          | 5          | 6          | 1         | 1         | 0        | 5          | 0         | 0         | 0         | 4          | 1          | 2         | 0         | .400        | .429        | .829        | 0         |
|                      | Bowie            | .305        | 62         | 226         | 32         | 69         | 18        | 6         | 0        | 28         | 4         | 1         | 2         | 30         | 37         | 13        | 3         | .390        | .438        | .828        | 0         |
| 2010                 | Bowie            | .306        | 28         | 108         | 14         | 33         | 4         | 2         | 1        | 10         | 2         | 3         | 2         | 7          | 25         | 2         | 2         | .350        | .407        | .757        | 2         |
|                      | Norfolk          | .266        | 90         | 297         | 32         | 79         | 16        | 1         | 2        | 26         | 10        | 1         | 3         | 21         | 40         | 8         | 6         | .320        | .347        | .667        | 8         |
| 2011                 | Reading          | .259        | 68         | 185         | 25         | 48         | 8         | 1         | 0        | 17         | 4         | 1         | 3         | 32         | 29         | 6         | 4         | .376        | .314        | .690        | 2         |
| 2012                 | South. MD (Ind.) | .264        | 69         | 269         | 40         | 71         | 15        | 0         | 2        | 29         | 5         | 3         | 5         | 26         | 39         | 7         | 2         | .337        | .342        | .679        | 13        |
| <b>Minors Totals</b> |                  | <b>.285</b> | <b>511</b> | <b>1798</b> | <b>278</b> | <b>512</b> | <b>96</b> | <b>17</b> | <b>8</b> | <b>155</b> | <b>41</b> | <b>10</b> | <b>30</b> | <b>205</b> | <b>272</b> | <b>78</b> | <b>43</b> | <b>.366</b> | <b>.370</b> | <b>.736</b> | <b>50</b> |

## FIGUEROA'S WORLD BASEBALL CLASSIC STATISTICS

| YEAR | CLUB  | AVG  | G | AB | R | H | 2B | 3B | HR | RBI | SH | SF | HP | BB | SO | SB | CS | OBP  | SLG  | OPS  | E |
|------|-------|------|---|----|---|---|----|----|----|-----|----|----|----|----|----|----|----|------|------|------|---|
| 2013 | Spain | .083 | 3 | 12 | 1 | 1 | 0  | 0  | 0  | 0   | -  | -  | -  | -  | 6  | 0  | -  | .214 | .083 | .298 | - |



## BRAD FLANDERS

### Bullpen Catcher/Assistant Catching Coach

97

**B-T:** R-R  
**HT:** 5-10; **WT:** 210  
**OPENING DAY AGE:** 41  
**BORN:** November 30, 1981, Kansas City, MO  
**RESIDES:** Frisco, TX

#### COACHING CAREER

- Joined the Phillies as bullpen catcher in 2022; took on assistant catching coach responsibilities in 2023
- Served as bullpen catcher for SD in 2021
- Spent three seasons as a coach in the TEX minor league system from 2018-20
- Spent 11 years as a collegiate coach with Texarkana College (2007-11), Saint Louis University (2011-13), University of Arkansas (2013-14) and Abilene Christian (2014-17)

#### PLAYING CAREER

- Played for independent Evansville, Fargo-Moorhead and Joliet from 2004-05

#### PERSONAL

Bradley Flanders... Married Natasha Brick (2/13/21); has two children, Declan and Archie... Was both a high school and college teammate of MIN bench coach Jayce Tingler... Attended Hutchinson Community College (KS) before enrolling at the University of Missouri, where he played catcher and earned All-Conference honors as the Tigers made regional appearances in 2003 and 2004... **Hobbies:** Golfing, fishing




## BRIAN KAPLAN

### Assistant Pitching Coach & Director of Pitching

93

**B-T:** R-R  
**HT:** 5-11; **WT:** 180  
**OPENING DAY AGE:** 41  
**BORN:** March 8, 1982, Poughkeepsie, NY  
**RESIDES:** Jupiter, FL

 @BrianKaplanCSP

#### COACHING CAREER

- Joined the Phillies staff as assistant pitching coach and director of pitching for 2022, his first season coaching professional baseball
- In addition to his responsibilities with the ML club, also oversees pitching development throughout the organization
- In 2022, Phillies starters finished 2nd in the NL in both quality starts (75) and innings pitched (896.2); Phillies relievers allowed the fewest HR (49) in the NL and averaged 9.75 SO/9.0 IP, which was 4th-highest in the NL
- Spent three seasons as an integrative baseball performance consultant for the Phillies from 2019-21
- Co-founder of Cressey Sports Performance (FL)

- Spent six seasons as head coach at The Benjamin School (FL) from 2012-17
- Served as general manager of the FTB Rockets, a high school travel baseball organization, from 2012-18

#### PLAYING CAREER

- Former pitcher who played collegiately at the University of Notre Dame (2000-01) and Santa Fe College (2001-02)

#### PERSONAL

Brian Kaplan... Married Ashley Widmann (12/5/14); has two children, Ellie and Grey.... Earned an associate degree in arts, business and administration from Santa Fe College (FL)... **Hobbies:** Surfing, playing golf and spending time with family





# KEVIN LONG

Hitting Coach

53

**B-T:** L-L

**HT:** 5-8; **WT:** 180

**OPENING DAY AGE:** 56

**BORN:** December 30, 1966, Van Nuys, CA

**RESIDES:** Scottsdale, AZ

## MANAGING/COACHING CAREER

- Named Phillies hitting coach on 10/13/21
- Has now reached the World Series with four different clubs while holding the position of hitting coach (NYY in 2009, NYM in 2015, WSH in 2019 and PHI in 2022)
- In his first year as hitting coach, the Phillies improved their season totals in several offensive categories from 2021 to 2022, including AVG (.240/.253), OPS (.726/.739), runs scored (734/747), HR (198/205) and XBH (484/489)
- Spent four seasons as hitting coach for WSH (2018-21)
- From 2018-21, WSH led the majors in OBP (.338) and led the NL in in AVG (.259)
- Won a World Series with WSH in 2019 when the team led the NL in OBP (.342) and ranked 2nd in runs (873), AVG (.265) and OPS (.796)
- Spent three seasons as hitting coach for NYM from 2015-17
- In 2016, NYM hit 218 home runs, which was a franchise record at the time
- Served as hitting coach for NYY for eight seasons from 2007-14
- From 2007-14, NYY led MLB in home runs (1,584) and RBI (6,206) and ranked 2nd in runs (6,485)
- Won a World Series with NYY in 2009

- Served as hitting coach for Columbus (AAA, 2004-06), Omaha (AAA, 2002-03) and Wichita (AA, 2000-01)
- Named Northwest League Co-Manager of the Year in 1999 as Spokane won the league title
- Began his coaching career in 1998 as manager for Wilmington in the Carolina League

## PLAYING CAREER

- Played professionally for eight years
- Was originally selected by KC in the 31st round of the June 1989 draft
- In 1989, led Eugene (A) in games, at-bats, runs, hits, doubles and RBI
- In his professional career, had 288 walks to 316 strikeouts

## PERSONAL

Kevin Richard Long... Married Marcey Peed (2/17/90); has one daughter, Britney, and two sons, Tracy and Jaron... Jaron played professionally in the NYY and WSH minor league systems... 1985 graduate of Thunderbird High School (AZ)... Attended University of Arizona, where he was a second-team All-American and first-team Pac-10 in 1989... Published *Cage Rat*, a guide to hitting in 2011... **Hobbies:** Golf, traveling and collecting sports cards

## KEVIN LONG'S CAREER STATISTICS

| YEAR                 | CLUB          | AVG         | G          | AB          | R          | H          | 2B         | 3B        | HR        | RBI        | SH        | SF        | HP        | BB         | SO         | SB         | CS        | OBP         | SLG         | OPS         | E         |
|----------------------|---------------|-------------|------------|-------------|------------|------------|------------|-----------|-----------|------------|-----------|-----------|-----------|------------|------------|------------|-----------|-------------|-------------|-------------|-----------|
| 1989                 | Eugene        | .312        | 69         | 260         | 54         | 81         | 19         | 1         | 3         | 45         | 1         | 6         | 1         | 36         | 40         | 15         | 3         | .389        | .427        | .816        | 5         |
| 1990                 | Baseball City | .282        | 85         | 308         | 53         | 87         | 17         | 5         | 2         | 33         | 7         | 2         | 0         | 32         | 28         | 22         | 6         | .348        | .390        | .738        | 5         |
| 1991                 | Memphis       | .275        | 106        | 407         | 60         | 112        | 18         | 2         | 3         | 35         | 6         | 3         | 2         | 45         | 63         | 27         | 10        | .348        | .351        | .699        | 5         |
| 1992                 | Omaha         | .228        | 88         | 312         | 28         | 71         | 16         | 3         | 1         | 29         | 2         | 3         | 0         | 29         | 41         | 9          | 5         | .291        | .308        | .599        | 4         |
| 1993                 | Omaha         | .255        | 17         | 51          | 7          | 13         | 2          | 0         | 0         | 4          | 1         | 1         | 0         | 2          | 13         | 3          | 0         | .278        | .294        | .572        | 0         |
|                      | Memphis       | .272        | 79         | 301         | 47         | 82         | 14         | 6         | 1         | 20         | 2         | 2         | 5         | 37         | 56         | 7          | 11        | .359        | .369        | .728        | 3         |
| 1994                 | Memphis       | .208        | 10         | 24          | 5          | 5          | 3          | 0         | 0         | 1          | 0         | 0         | 0         | 5          | 2          | 2          | 0         | .345        | .333        | .678        | 1         |
| 1995                 | Omaha         | .250        | 22         | 64          | 7          | 16         | 3          | 0         | 0         | 0          | 1         | 0         | 0         | 5          | 8          | 1          | 2         | .304        | .297        | .601        | 0         |
|                      | Wichita       | .292        | 67         | 250         | 38         | 73         | 14         | 1         | 1         | 26         | 0         | 0         | 2         | 41         | 29         | 9          | 6         | .396        | .368        | .764        | 3         |
| 1996                 | Wichita       | .273        | 128        | 436         | 62         | 119        | 31         | 3         | 3         | 48         | 3         | 5         | 0         | 56         | 36         | 9          | 14        | .352        | .378        | .730        | 5         |
| <b>Minors Totals</b> |               | <b>.273</b> | <b>671</b> | <b>2413</b> | <b>361</b> | <b>659</b> | <b>137</b> | <b>21</b> | <b>14</b> | <b>241</b> | <b>23</b> | <b>22</b> | <b>10</b> | <b>288</b> | <b>316</b> | <b>104</b> | <b>57</b> | <b>.350</b> | <b>.365</b> | <b>.715</b> | <b>31</b> |

## LONG'S MANAGERIAL RECORD

| YEAR | CLUB    | LEAGUE    | W-L   | POSITION |
|------|---------|-----------|-------|----------|
| 1999 | Spokane | Northwest | 44-32 | 1st      |



# DAVE LUNDQUIST

Bullpen Coach

94

**B-T:** R-R  
**HT:** 6-2; **WT:** 195  
**OPENING DAY AGE:** 49  
**BORN:** June 4, 1973, Beverly, MA  
**RESIDES:** Hickory, NC

2023 PHILLIES

## COACHING CAREER

- Was named bullpen coach on 1/11/21
- In 2022, Phillies relievers finished 4th among NL clubs in SO/9.0 IP (576 SO, 531.2 IP) and allowed the fewest HR (49) in the NL (4th-fewest in MLB)
- Oversaw a bullpen that had 11 different pitchers record at least one save in 2022
- Was added to the ML staff on 11/16/18 as assistant pitching coach, his first ML coaching job
- Spent 11 years on the Phillies player development staff as a pitching coach for Lehigh Valley (AAA, 2016-18), Reading (AA, 2013-15), Clearwater (A, 2009-12) and Lakewood (A, 2008)
- In 2011, Clearwater's staff led the Florida State League in ERA (3.52) and SO (1,117)
- Worked three seasons in PIT's minor league system as a coach for Hickory (A, 2006-07) and Williamsport (A, 2005)

## PLAYING CAREER

- Was originally selected by CWS in the 5th round of the June 1993 draft
- Appeared in 37 ML games (all in relief) for CWS (1999) and SD (2001-02)
- Pitched in six games for Hiroshima in Japan in 2003

## PERSONAL

David Bruce Lundquist Jr... Married Marla Martin (6/1/96); has three kids: Ally and twins Brynn and Brett... 1991 graduate of Carson City High School (NV)... Attended University of Nevada, Las Vegas and Cochise Community College (AZ)... **Hobbies:** Fishing, watching movies and spending time with family

## DAVE LUNDQUIST'S CAREER STATISTICS

| YEAR                 | CLUB              | W-L          | ERA         | G          | GS        | CG       | SHO      | SV        | IP           | H          | R          | ER         | HR        | HB        | BB         | SO         | WP        | BK       | AVG         |
|----------------------|-------------------|--------------|-------------|------------|-----------|----------|----------|-----------|--------------|------------|------------|------------|-----------|-----------|------------|------------|-----------|----------|-------------|
| 1993                 | GCL White Sox     | 5-3          | 3.14        | 11         | 10        | 0        | 0        | 0         | 63.0         | 70         | 26         | 22         | 0         | 4         | 15         | 40         | 2         | 2        | .285        |
| 1994                 | Hickory           | 13-10        | 3.48        | 27         | 27        | 3        | 2        | 0         | 178.2        | 170        | 88         | 69         | 15        | 12        | 43         | 133        | 8         | 2        | .244        |
| 1995                 | South Bend        | 8-4          | 3.58        | 18         | 18        | 5        | 1        | 0         | 118.0        | 107        | 54         | 47         | 4         | 5         | 38         | 60         | 3         | 0        | .244        |
| 1996                 | Prince William    | 0-2          | 5.67        | 5          | 5         | 0        | 0        | 0         | 27.0         | 31         | 17         | 17         | 2         | 1         | 14         | 23         | 2         | 1        | .284        |
|                      | GCL White Sox     | 1-1          | 2.63        | 3          | 3         | 0        | 0        | 0         | 13.2         | 8          | 4          | 4          | 1         | 0         | 2          | 16         | 0         | 0        | .170        |
| 1997                 | Winston-Salem     | 3-1          | 6.75        | 20         | 6         | 0        | 0        | 0         | 48.0         | 65         | 41         | 36         | 7         | 3         | 23         | 39         | 2         | 2        | .328        |
|                      | Birmingham        | 0-0          | 8.78        | 7          | 0         | 0        | 0        | 0         | 13.1         | 26         | 20         | 13         | 3         | 0         | 5          | 15         | 0         | 0        | .388        |
| 1998                 | Winston-Salem     | 1-0          | 2.53        | 6          | 0         | 0        | 0        | 0         | 10.2         | 9          | 4          | 3          | 0         | 0         | 3          | 9          | 0         | 0        | .237        |
|                      | Birmingham        | 1-1          | 3.29        | 33         | 0         | 0        | 0        | 10        | 41.0         | 28         | 15         | 15         | 1         | 2         | 15         | 41         | 1         | 0        | .193        |
|                      | Calgary           | 3-0          | 3.60        | 12         | 0         | 0        | 0        | 2         | 15.0         | 12         | 6          | 6          | 0         | 1         | 7          | 12         | 1         | 0        | .222        |
| 1999                 | CHICAGO-AL        | 1-1          | 8.59        | 17         | 0         | 0        | 0        | 0         | 22.0         | 28         | 21         | 21         | 3         | 1         | 12         | 18         | 0         | 0        | .315        |
|                      | Charlotte         | 0-0          | 0.00        | 3          | 0         | 0        | 0        | 0         | 3.2          | 3          | 0          | 0          | 0         | 0         | 1          | 4          | 1         | 0        | .231        |
| 2000                 | Aberdeen          | 4-3          | 9.07        | 21         | 0         | 0        | 0        | 0         | 41.2         | 69         | 49         | 42         | 11        | 4         | 17         | 32         | 5         | 0        | .363        |
| 2001                 | Portland          | 4-7          | 3.11        | 50         | 0         | 0        | 0        | 7         | 63.2         | 59         | 25         | 22         | 6         | 1         | 20         | 67         | 3         | 0        | .246        |
|                      | SAN DIEGO         | 0-1          | 5.95        | 17         | 0         | 0        | 0        | 0         | 19.2         | 20         | 13         | 13         | 1         | 1         | 7          | 19         | 2         | 1        | .260        |
| 2002                 | Portland          | 1-4          | 5.63        | 30         | 0         | 0        | 0        | 21        | 32.0         | 28         | 21         | 20         | 6         | 0         | 15         | 31         | 0         | 0        | .235        |
|                      | SAN DIEGO         | 0-0          | 16.88       | 3          | 0         | 0        | 0        | 0         | 2.2          | 8          | 5          | 5          | 0         | 1         | 5          | 0          | 0         | 0        | .615        |
| 2003                 | Hiroshima (Japan) | 0-0          | 8.22        | 6          | 0         | 0        | 0        | 0         | 7.2          | 14         | 10         | 7          | 0         | 0         | 4          | 3          | 0         | 0        | ---         |
| 2004                 | Altoona           | 3-2          | 5.75        | 15         | 0         | 0        | 0        | 0         | 20.1         | 21         | 13         | 13         | 2         | 2         | 8          | 15         | 3         | 0        | .256        |
|                      | Hickory           | 4-0          | 0.93        | 10         | 0         | 0        | 0        | 0         | 19.1         | 11         | 2          | 2          | 0         | 2         | 5          | 21         | 1         | 0        | .159        |
| <b>Minors Totals</b> |                   | <b>51-38</b> | <b>4.20</b> | <b>271</b> | <b>69</b> | <b>8</b> | <b>3</b> | <b>40</b> | <b>709.0</b> | <b>717</b> | <b>385</b> | <b>331</b> | <b>58</b> | <b>37</b> | <b>231</b> | <b>558</b> | <b>32</b> | <b>7</b> | <b>---</b>  |
| <b>AL</b>            | <b>Totals</b>     | <b>1-1</b>   | <b>8.59</b> | <b>17</b>  | <b>0</b>  | <b>0</b> | <b>0</b> | <b>0</b>  | <b>22.0</b>  | <b>28</b>  | <b>21</b>  | <b>21</b>  | <b>3</b>  | <b>1</b>  | <b>12</b>  | <b>18</b>  | <b>0</b>  | <b>0</b> | <b>.315</b> |
| <b>NL</b>            | <b>Totals</b>     | <b>0-1</b>   | <b>7.25</b> | <b>20</b>  | <b>0</b>  | <b>0</b> | <b>0</b> | <b>0</b>  | <b>22.1</b>  | <b>28</b>  | <b>18</b>  | <b>18</b>  | <b>1</b>  | <b>2</b>  | <b>12</b>  | <b>19</b>  | <b>2</b>  | <b>1</b> | <b>.311</b> |
| <b>ML</b>            | <b>Totals</b>     | <b>1-2</b>   | <b>7.92</b> | <b>37</b>  | <b>0</b>  | <b>0</b> | <b>0</b> | <b>0</b>  | <b>44.1</b>  | <b>56</b>  | <b>39</b>  | <b>39</b>  | <b>4</b>  | <b>3</b>  | <b>24</b>  | <b>37</b>  | <b>2</b>  | <b>1</b> | <b>.313</b> |



# HECTOR RABAGO

## Bullpen Catcher/Assistant Catching Coach



[@Hectorrabago24](#)

**B-T:** R-R  
**HT:** 5-10; **WT:** 210  
**OPENING DAY AGE:** 34  
**BORN:** August 24, 1988, Riverside, CA  
**RESIDES:** Riverside, CA

### COACHING CAREER

- Joined the Phillies as bullpen catcher in 2022; took on assistant catching coach responsibilities in 2023
- Spent seven seasons as a coach in the NYY minor league system from 2013-19
- Served as a player/coach with Tampa (A) in 2013
- Spent eight seasons as an assistant coach at Riverside City College from 2014-21

### PLAYING CAREER

- Played professionally in the NYY minor league system for five years
- Originally selected by NYY in 18th round of June 2009 draft

- Played every defensive position except CF and RF in his career
- Spent the most time at catcher, where he threw out 18 of 61 attempted base stealers (29.5%)

### PERSONAL

Hector Rabago... Married Jordan Hiroto (1/8/11); has three children, Juliana, Jacob and Alaia... 2006 graduate of Riverside Poly High School (CA)... Named the *Los Angeles Times* Player of the Year as a junior in 2005... Earned a bachelor's degree in sociology from the University of Southern California... **Hobbies:** Reading, watching movies and spending quality time with family at the beach

### HECTOR RABAGO'S CAREER STATISTICS

| YEAR                 | CLUB          | AVG         | G          | AB         | R         | H         | 2B       | 3B       | HR       | RBI       | SH        | SF       | HP        | BB        | SO        | SB       | CS       | OBP         | SLG         | OPS         | E         |
|----------------------|---------------|-------------|------------|------------|-----------|-----------|----------|----------|----------|-----------|-----------|----------|-----------|-----------|-----------|----------|----------|-------------|-------------|-------------|-----------|
| 2009                 | Staten Island | .216        | 34         | 111        | 10        | 24        | 2        | 0        | 1        | 5         | 2         | 0        | 5         | 13        | 16        | 3        | 2        | .326        | .261        | .587        | 3         |
| 2010                 | Charleston    | .160        | 40         | 119        | 7         | 19        | 3        | 0        | 3        | 16        | 5         | 2        | 4         | 9         | 29        | 0        | 0        | .239        | .261        | .500        | 13        |
| 2011                 | Tampa         | .232        | 23         | 56         | 7         | 13        | 2        | 0        | 1        | 8         | 3         | 2        | 1         | 6         | 14        | 0        | 0        | .308        | .321        | .629        | 2         |
| 2012                 | Tampa         | .143        | 31         | 105        | 6         | 15        | 1        | 0        | 1        | 7         | 0         | 1        | 3         | 7         | 21        | 0        | 0        | .216        | .181        | .397        | 4         |
| 2013                 | Tampa         | .333        | 1          | 3          | 0         | 1         | 0        | 0        | 0        | 0         | 0         | 0        | 0         | 0         | 1         | 0        | 0        | .333        | .333        | .666        | 0         |
| <b>Minors Totals</b> |               | <b>.183</b> | <b>129</b> | <b>394</b> | <b>30</b> | <b>72</b> | <b>8</b> | <b>0</b> | <b>6</b> | <b>36</b> | <b>10</b> | <b>5</b> | <b>13</b> | <b>35</b> | <b>81</b> | <b>3</b> | <b>2</b> | <b>.268</b> | <b>.249</b> | <b>.517</b> | <b>22</b> |



# DUSTY WATHAN

Third Base Coach

62

**B-T:** R-R  
**HT:** 6-4; **WT:** 210  
**OPENING DAY AGE:** 49  
**BORN:** August 22, 1973, Jacksonville, FL  
**RESIDES:** Matthews, NC

@dustywathan62

2023 PHILLIES

## MANAGING/COACHING CAREER

- Named Phillies 3rd base coach on 11/10/17, his first ML coaching assignment
- Also serves as catching instructor
- Spent 10 years as a manager in the Phillies minor league system
- Managed Lehigh Valley (AAA) to a 2017 playoff berth in his only season with the club
- Is Reading's (AA) all-time winningest manager (373-335, .527)
- Named Eastern League Manager of the Year two consecutive seasons (2015-16)
- Led Reading to back-to-back Eastern Division titles (2015-16) with 2015 being its first since 2001; also managed Reading to the playoffs in 2012
- Was the only manager to lead Reading for five straight seasons
- Prior to Reading, managed two years (2010-11) for Clearwater (A), one (2009) for Lakewood (A) and one (2008) for Williamsport (A)
- Managed in the Arizona Fall League in 2012
- Led Lakewood to the 2009 South Atlantic League championship and was named SAL Manager of the Year

## PLAYING CAREER

- Played professionally for 14 years
- Was originally signed by SEA in 1994 as a non-drafted free agent
- Played in the farm systems of SEA (1994-2000), FLA (2001), MIL (2002), KC (2002), CLE (2003-05) and the Phillies (2006-07)
- Appeared in over 1,000 minor league games
- Made his ML debut in 2002 with KC, going 3-for-5 with an RBI in three games
- Spent the 2001 season with Portland (AA), where he played alongside his brother Derek
- Played his final two seasons in the Phillies minor league system

## PERSONAL

Dustin James Wathan... Married Heidi Stahl (1/2/99); has two daughters, Elle and Maeve, and two sons, Huck and Gus... 1991 graduate of Blue Springs High School (MO), where he played baseball... Attended Cerritos College (CA)... His father, John Wathan, played for and managed KC, and his brother, Derek, played parts of 11 minor league seasons...  
**Hobby:** Spending time with his kids

## DUSTY WATHAN'S CAREER BATTING STATISTICS

| YEAR                 | CLUB          | AVG         | G           | AB          | R          | H          | 2B         | 3B       | HR        | RBI        | SH        | SF        | HP         | BB         | SO         | SB        | CS        | OBP         | SLG         | OPS          | E         |
|----------------------|---------------|-------------|-------------|-------------|------------|------------|------------|----------|-----------|------------|-----------|-----------|------------|------------|------------|-----------|-----------|-------------|-------------|--------------|-----------|
| 1994                 | AZL Mariners  | .209        | 35          | 86          | 14         | 18         | 2          | 0        | 1         | 7          | 0         | 0         | 3          | 11         | 13         | 0         | 0         | .320        | .267        | .587         | 7         |
| 1995                 | Wisconsin     | .091        | 5           | 11          | 1          | 1          | 0          | 0        | 1         | 3          | 0         | 0         | 1          | 0          | 3          | 0         | 0         | .167        | .364        | .530         | 0         |
|                      | Everett       | .271        | 53          | 181         | 32         | 49         | 9          | 1        | 6         | 25         | 1         | 0         | 7          | 17         | 26         | 2         | 1         | .356        | .431        | .787         | 8         |
| 1996                 | Lancaster     | .260        | 74          | 246         | 41         | 64         | 10         | 1        | 8         | 40         | 3         | 1         | 6          | 26         | 65         | 1         | 1         | .344        | .407        | .751         | 8         |
| 1997                 | Lancaster     | .297        | 56          | 202         | 27         | 60         | 17         | 0        | 4         | 35         | 1         | 1         | 7          | 21         | 51         | 0         | 1         | .381        | .441        | .822         | 7         |
|                      | Memphis       | .268        | 49          | 149         | 20         | 40         | 4          | 1        | 4         | 19         | 0         | 1         | 5          | 19         | 28         | 1         | 1         | .368        | .389        | .757         | 4         |
| 1998                 | Tacoma        | .294        | 19          | 51          | 6          | 15         | 1          | 1        | 0         | 8          | 2         | 0         | 2          | 6          | 10         | 0         | 0         | .390        | .353        | .743         | 1         |
|                      | Orlando       | .256        | 69          | 234         | 32         | 60         | 10         | 0        | 2         | 21         | 2         | 2         | 15         | 28         | 39         | 3         | 1         | .369        | .325        | .694         | 1         |
| 1999                 | New Haven     | .279        | 96          | 333         | 37         | 93         | 16         | 2        | 4         | 37         | 4         | 1         | 12         | 24         | 60         | 4         | 1         | .349        | .375        | .724         | 8         |
| 2000                 | Tacoma        | .325        | 64          | 203         | 25         | 66         | 12         | 0        | 3         | 29         | 4         | 1         | 12         | 15         | 28         | 0         | 2         | .403        | .429        | .831         | 2         |
| 2001                 | Portland      | .269        | 55          | 134         | 24         | 36         | 10         | 0        | 2         | 21         | 1         | 0         | 17         | 13         | 28         | 0         | 1         | .402        | .388        | .790         | 3         |
| 2002                 | Huntsville    | .160        | 9           | 25          | 2          | 4          | 2          | 0        | 0         | 2          | 0         | 0         | 2          | 2          | 4          | 0         | 0         | .276        | .240        | .516         | 1         |
|                      | Omaha         | .288        | 49          | 160         | 22         | 46         | 9          | 1        | 1         | 26         | 3         | 1         | 10         | 16         | 36         | 1         | 1         | .385        | .375        | .760         | 4         |
|                      | KANSAS CITY   | .600        | 3           | 5           | 1          | 3          | 1          | 0        | 0         | 1          | 0         | 0         | 1          | 0          | 1          | 0         | 0         | .667        | .800        | 1.467        | 0         |
| 2003                 | Akron         | .273        | 9           | 33          | 3          | 9          | 2          | 0        | 0         | 4          | 0         | 2         | 0          | 0          | 4          | 0         | 0         | .257        | .333        | .590         | 0         |
|                      | Buffalo       | .277        | 61          | 188         | 21         | 52         | 7          | 0        | 2         | 15         | 2         | 0         | 5          | 18         | 31         | 3         | 0         | .355        | .346        | .701         | 1         |
| 2004                 | Buffalo       | .303        | 77          | 238         | 41         | 72         | 15         | 1        | 1         | 24         | 2         | 1         | 13         | 17         | 30         | 3         | 0         | .379        | .387        | .766         | 4         |
| 2005                 | Buffalo       | .262        | 83          | 256         | 41         | 67         | 9          | 0        | 14        | 51         | 4         | 2         | 14         | 24         | 51         | 2         | 2         | .355        | .461        | .816         | 5         |
| 2006                 | Scranton/W-B  | .239        | 80          | 238         | 25         | 57         | 10         | 0        | 5         | 27         | 4         | 2         | 8          | 21         | 47         | 1         | 0         | .320        | .345        | .664         | 4         |
| 2007                 | Ottawa        | .272        | 75          | 243         | 24         | 66         | 14         | 1        | 0         | 23         | 2         | 2         | 12         | 18         | 39         | 3         | 1         | .349        | .337        | .687         | 4         |
|                      | Reading       | .400        | 1           | 5           | 1          | 2          | 0          | 0        | 0         | 0          | 0         | 0         | 0          | 0          | 0          | 0         | 0         | .400        | .400        | .800         | 0         |
| <b>Minors Totals</b> |               | <b>.273</b> | <b>1019</b> | <b>3216</b> | <b>439</b> | <b>877</b> | <b>159</b> | <b>9</b> | <b>58</b> | <b>417</b> | <b>35</b> | <b>17</b> | <b>151</b> | <b>296</b> | <b>593</b> | <b>24</b> | <b>13</b> | <b>.360</b> | <b>.382</b> | <b>.742</b>  | <b>72</b> |
| <b>ML</b>            | <b>Totals</b> | <b>.600</b> | <b>3</b>    | <b>5</b>    | <b>1</b>   | <b>3</b>   | <b>1</b>   | <b>0</b> | <b>0</b>  | <b>1</b>   | <b>0</b>  | <b>0</b>  | <b>1</b>   | <b>0</b>   | <b>1</b>   | <b>0</b>  | <b>0</b>  | <b>.667</b> | <b>.800</b> | <b>1.467</b> | <b>0</b>  |

## WATHAN'S CAREER PITCHING STATISTICS

| YEAR                 | CLUB    | W-L        | ERA         | G        | GS       | CG       | SHO      | SV       | IP         | H        | R        | ER       | HR       | HB       | BB       | SO       | WP       | BK       |
|----------------------|---------|------------|-------------|----------|----------|----------|----------|----------|------------|----------|----------|----------|----------|----------|----------|----------|----------|----------|
| 2003                 | Buffalo | 0-0        | 0.00        | 1        | 0        | 0        | 0        | 0        | 0.1        | 0        | 0        | 0        | 0        | 0        | 0        | 0        | 0        | 0        |
| 2004                 | Buffalo | 0-0        | 0.00        | 2        | 0        | 0        | 0        | 0        | 2.0        | 0        | 0        | 0        | 0        | 0        | 2        | 0        | 0        | 0        |
| <b>Minors Totals</b> |         | <b>0-0</b> | <b>0.00</b> | <b>3</b> | <b>0</b> | <b>0</b> | <b>0</b> | <b>0</b> | <b>2.1</b> | <b>0</b> | <b>0</b> | <b>0</b> | <b>0</b> | <b>0</b> | <b>2</b> | <b>0</b> | <b>0</b> | <b>0</b> |

## WATHAN'S MANAGERIAL RECORD

| YEAR          | CLUB          | LEAGUE         | W-L            | POSITION    |
|---------------|---------------|----------------|----------------|-------------|
| 2008          | Williamsport  | New York-Penn  | 38-37          | T-3rd       |
| 2009          | Lakewood      | South Atlantic | 78-58          | 2nd         |
| 2010          | Clearwater    | Florida State  | 67-72          | T-3rd/5th   |
| 2011          | Clearwater    | Florida State  | 75-69          | 2nd/3rd     |
| 2012          | Reading       | Eastern        | 76-66          | 2nd         |
| 2013          | Reading       | Eastern        | 62-80          | 6th         |
| 2014          | Reading       | Eastern        | 66-76          | 6th         |
| 2015          | Reading       | Eastern        | 80-61          | 1st         |
| 2016          | Reading       | Eastern        | 89-52          | 1st         |
| 2017          | Lehigh Valley | International  | 80-62          | 2nd         |
| <b>Minors</b> | <b>Totals</b> |                | <b>711-633</b> | <b>.531</b> |





# 2023 NON-ROSTER INVITEES

| #  | PITCHERS (13)      | B-T | HT   | WT  | BORN     | BIRTHPLACE            | RESIDENCE             | 2022 CLUB(S)  | WL  | ERA  | G  | GS | CG | SHO | SV | IP   | H  | R  | ER | HR | HB | BB  | SO  | WP | BK    | MLSR   |
|----|--------------------|-----|------|-----|----------|-----------------------|-----------------------|---------------|-----|------|----|----|----|-----|----|------|----|----|----|----|----|-----|-----|----|-------|--------|
| 74 | Abel, Mick         | R-R | 6-6  | 206 | 8/18/01  | Portland, OR          | Vancouver, WA         | Jersey Shore  | 7-8 | 4.01 | 18 | 18 | 0  | 0   | 0  | 85.1 | 75 | 42 | 38 | 6  | 38 | 103 | 3   | 1  | 0.000 |        |
| 22 | Appel, Mark        | R-R | 6-5  | 230 | 7/15/91  | Houston, TX           | Houston, TX           | Reading       | 1-3 | 3.52 | 5  | 5  | 0  | 0   | 5  | 23.0 | 19 | 9  | 5  | 2  | 12 | 27  | 0   | 0  | 0.050 |        |
| 78 | Baker, Andrew      | R-R | 6-3  | 200 | 3/24/00  | Montgomery, AL        | Pike Road, AL         | Lehigh Valley | 0-0 | 1.74 | 6  | 0  | 0  | 0   | 0  | 40.1 | 9  | 2  | 2  | 0  | 0  | 3   | 5   | 0  | 0     |        |
| 51 | Bowden, Ben        | L-L | 6-4  | 249 | 10/21/94 | Lynn, MA              | Boston, MA            | Jersey Shore  | 1-0 | 0.84 | 6  | 0  | 0  | 0   | 0  | 43.2 | 41 | 28 | 23 | 5  | 1  | 24  | 61  | 8  | 1     | 0.000  |
| 50 | Duplantier, Jon    | L-R | 6-4  | 230 | 7/11/94  | Newark, DE            | Houston, TX           | Albuquerque   | 0-0 | 8.22 | 7  | 0  | 0  | 0   | 0  | 7.2  | 6  | 7  | 7  | 1  | 0  | 6   | 11  | 3  | 0     | 1.000  |
| 60 | Head, Louis        | R-R | 5-11 | 200 | 4/23/90  | Houston, TX           | Katy, TX              | Durham        | 4-0 | 2.45 | 21 | 0  | 0  | 0   | 0  | 22.0 | 19 | 8  | 6  | 2  | 0  | 14  | 24  | 0  | 0     |        |
| 79 | Moore, McKinley    | R-R | 6-6  | 230 | 8/24/98  | Houston, TX           | Keller, TX            | Sacramento    | 1-3 | 4.00 | 22 | 0  | 0  | 0   | 0  | 28.0 | 24 | 22 | 8  | 6  | 5  | 15  | 41  | 3  | 0     | 0.135  |
| 69 | Morales, Francisco | R-R | 6-5  | 250 | 10/27/99 | S.J.de los Morros, VZ | S.J.de los Morros, VZ | Oklahoma City | 5-3 | 7.87 | 34 | 14 | 0  | 0   | 0  | 93.2 | 85 | 56 | 50 | 18 | 6  | 57  | 109 | 7  | 1     | 0.1016 |
| 76 | Painter, Andrew    | R-R | 6-7  | 218 | 4/10/03  | Pompano Beach, FL     | Pompano Beach, FL     | MIAMI         | 0-0 | 0.00 | 1  | 1  | 0  | 0   | 1  | 23.2 | 26 | 19 | 9  | 4  | 4  | 11  | 23  | 0  | 0     |        |
| 66 | Jewell, Jake       | R-R | 6-2  | 220 | 5/16/93  | Norman, OK            | Norman, OK            | Norfolk       | 0-0 | 1.80 | 5  | 0  | 0  | 0   | 0  | 15.1 | 11 | 12 | 12 | 1  | 0  | 1   | 4   | 3  | 0     |        |
| 71 | McGarry, Griff     | R-R | 6-2  | 200 | 6/8/99   | San Francisco, CA     | Portola Valley, CA    | BALTIMORE     | 0-0 | 6.28 | 28 | 0  | 0  | 0   | 0  | 5.0  | 6  | 1  | 1  | 0  | 4  | 5   | 15  | 26 | 2     | 0      |
| 81 | Sullivan, Billy    | R-R | 6-1  | 200 | 4/16/99  | New Castle, DE        | New Castle, DE        | MIA/BAL       | 2-2 | 2.49 | 36 | 0  | 0  | 0   | 4  | 43.1 | 29 | 14 | 12 | 0  | 4  | 15  | 48  | 4  | 0     | 1.025  |
| 63 | Walker, Jeremy     | R-R | 6-5  | 228 | 6/12/95  | Advance, NC           | Advance, NC           | Columbus      | 3-3 | 3.86 | 12 | 0  | 0  | 0   | 0  | 46.2 | 33 | 20 | 6  | 4  | 24 | 82  | 4   | 0  | 0.000 |        |
| 77 | Toffey, Will       | R-R | 6-2  | 205 | 12/31/94 | Barnstable, MA        | Woodland Hills, CA    | St. Paul      | 1-3 | 2.20 | 8  | 7  | 0  | 0   | 0  | 32.2 | 13 | 10 | 8  | 1  | 4  | 20  | 39  | 4  | 1     | 0      |
| 73 | Wilson, Weston     | R-R | 6-4  | 215 | 9/11/94  | High Point, NC        | Woodland Hills, CA    | Reading       | 0-2 | 9.00 | 7  | 0  | 0  | 0   | 0  | 8.0  | 7  | 8  | 2  | 0  | 0  | 9   | 9   | 1  | 0     |        |

| #  | CATCHERS (6)   | B-T | HT  | WT  | BORN     | BIRTHPLACE      | RESIDENCE            | 2022 CLUB(S)  | AVG  | G  | AB  | R  | 2B | 3B | HR | RBI | SH | SF | HP | BB | SO  | SB | CS | E | MLSR  |       |
|----|----------------|-----|-----|-----|----------|-----------------|----------------------|---------------|------|----|-----|----|----|----|----|-----|----|----|----|----|-----|----|----|---|-------|-------|
| 83 | Conley, Jack   | R-R | 6-0 | 212 | 1/16/97  | Raleigh, NC     | Raleigh, NC          | Reading       | .239 | 74 | 234 | 21 | 56 | 10 | 3  | 6   | 30 | 1  | 0  | 5  | 31  | 63 | 2  | 2 | 5     | 0.000 |
| 80 | Frisica, Vito  | R-R | 6-3 | 250 | 12/19/96 | Bethpage, NY    | Valley Stream, NY    | Lehigh Valley | .125 | 5  | 16  | 1  | 2  | 0  | 0  | 2   | 1  | 0  | 0  | 2  | 8   | 1  | 0  | 0 | 0     |       |
| 41 | Garcia, Aramis | R-R | 6-2 | 225 | 1/12/93  | Hialeah, FL     | Phoenix, AZ          | Lehigh Valley | .063 | 6  | 16  | 1  | 0  | 0  | 0  | 0   | 0  | 0  | 3  | 4  | 56  | 87 | 0  | 0 | 0     |       |
| 29 | Hicks, John    | R-R | 6-2 | 230 | 8/31/89  | Richmond, VA    | Goochland, VA        | CINCINNATI    | .213 | 47 | 108 | 6  | 23 | 2  | 0  | 4   | 2  | 0  | 2  | 3  | 34  | 0  | 0  | 2 | 3.036 |       |
| 72 | McDowell, Max  | R-R | 6-1 | 210 | 1/12/94  | Pittsburgh, PA  | North Huntingdon, PA | Louisville    | .190 | 5  | 21  | 2  | 4  | 0  | 1  | 4   | 0  | 0  | 0  | 2  | 3   | 9  | 0  | 0 | 0     |       |
| 85 | Roberts, Cody  | R-R | 6-1 | 200 | 6/16/96  | Johns Creek, GA | Johns Creek, GA      | Iowa          | .261 | 95 | 357 | 49 | 93 | 25 | 2  | 20  | 56 | 0  | 2  | 26 | 108 | 10 | 4  | 8 | 3.033 |       |
| 75 | Walker, Jeremy | R-R | 6-5 | 228 | 6/12/95  | Advance, NC     | Advance, NC          | Scranton/W-B  | .193 | 66 | 187 | 17 | 36 | 10 | 0  | 26  | 0  | 1  | 4  | 23 | 50  | 3  | 1  | 6 | 0.000 |       |
| 70 | Walker, Jeremy | R-R | 6-2 | 220 | 5/16/93  | Norman, OK      | Norman, OK           | Bowie         | .260 | 73 | 242 | 32 | 63 | 16 | 0  | 7   | 39 | 0  | 3  | 4  | 25  | 75 | 0  | 0 | 5     |       |
| 73 | Wilson, Weston | R-R | 6-4 | 215 | 9/11/94  | High Point, NC  | Woodland Hills, CA   | Norfolk       | .375 | 7  | 24  | 3  | 9  | 2  | 0  | 1   | 3  | 0  | 0  | 4  | 0   | 0  | 0  | 3 | 0.000 |       |

| #  | INFELDERS (5)    | B-T | HT   | WT  | BORN     | BIRTHPLACE     | RESIDENCE          | 2022 CLUB(S)  | AVG  | G   | AB  | R  | H  | 2B | 3B | HR | RBI | SH | SF | HP | BB | SO  | SB | CS | E  | MLSR  |
|----|------------------|-----|------|-----|----------|----------------|--------------------|---------------|------|-----|-----|----|----|----|----|----|-----|----|----|----|----|-----|----|----|----|-------|
| 67 | Haley, Jim       | R-R | 6-2  | 195 | 2/23/95  | Lansdowne, PA  | Upper Darby, PA    | Durham        | .231 | 112 | 373 | 61 | 86 | 14 | 5  | 18 | 47  | 1  | 3  | 7  | 35 | 125 | 16 | 2  | 13 | 0.000 |
| 4  | Kingery, Scott   | R-R | 5-10 | 180 | 4/29/94  | Phoenix, AZ    | Tampa, FL          | Lehigh Valley | .230 | 95  | 305 | 51 | 70 | 14 | 4  | 7  | 34  | 4  | 0  | 1  | 54 | 108 | 18 | 2  | 8  | 3.051 |
| 39 | Machin, Vimalael | L-R | 5-11 | 205 | 9/25/93  | Humacao, PR    | San Lorenzo, PR    | PHILLIES      | .000 | 1   | 0   | 0  | 0  | 0  | 0  | 0  | 0   | 0  | 0  | 0  | 0  | 0   | 0  | 0  | 0  | 0     |
| 77 | Toffey, Will     | R-R | 6-2  | 205 | 12/31/94 | Barnstable, MA | Woodland Hills, CA | Las Vegas     | .324 | 64  | 256 | 41 | 83 | 16 | 3  | 4  | 49  | 0  | 2  | 1  | 33 | 30  | 0  | 0  | 13 | 1.141 |
| 73 | Wilson, Weston   | R-R | 6-4  | 215 | 9/11/94  | High Point, NC | Woodland Hills, CA | OAKLAND       | .220 | 73  | 223 | 26 | 49 | 12 | 0  | 13 | 0   | 3  | 2  | 25 | 47 | 1   | 1  | 7  | 0  |       |
| 77 | Toffey, Will     | R-R | 6-2  | 205 | 12/31/94 | Barnstable, MA | Woodland Hills, CA | Lehigh Valley | .242 | 97  | 326 | 48 | 79 | 23 | 4  | 9  | 37  | 5  | 2  | 7  | 48 | 121 | 9  | 2  | 6  | 0.002 |
| 73 | Wilson, Weston   | R-R | 6-4  | 215 | 9/11/94  | High Point, NC | Woodland Hills, CA | Nashville     | .228 | 118 | 416 | 63 | 95 | 21 | 0  | 11 | 54  | 0  | 4  | 3  | 39 | 131 | 17 | 4  | 7  |       |

\* League leader, # Tied for league leader, # Rehab assignment; Roster as of 2/22/23

# 2023 PHILLIES 40-MAN ROSTER

**Manager:** Rob Thomson (59); **Coaches:** Mike Calitri (95), Jason Camilli (91), Caleb Cotham (65), Bobby Dickerson (9), Paco Figueroa (38), Brad Flanders (97), Brian Kaplan (93), Kevin Long (53), Dave Lundquist (94), Hector Rabago (98), Dusty Wathan (62); **Dir. of Medical Services:** Dr. Michael Ciccotti; **Head Athletic Trainer:** Paul Buchheit; **Asst. Athletic Trainers:** Joe Rauch and Christian Bernudez; **ML Physical Therapist:** Alex Plum; **Dir. of Strength & Conditioning & Nutrition:** Morgan Gregory; **Assistant ML Strength & Conditioning Coach:** Furey Leva.

| #  | PITCHERS (21)         | B-T | HT  | WT  | BORN     | BIRTHPLACE        | RESIDENCE           | W-L   | ERA  | G  | GS | CG | SHO | SV | IP    | H   | R  | ER | HR | HB | BB | SO  | WP | BK | MLSER |       |
|----|-----------------------|-----|-----|-----|----------|-------------------|---------------------|-------|------|----|----|----|-----|----|-------|-----|----|----|----|----|----|-----|----|----|-------|-------|
| 46 | Alvarado, José        | L-L | 6-2 | 255 | 5/21/95  | Maracabo, VZ      | Maracabo, VZ        | 4-2   | 3.18 | 59 | 0  | 0  | 0   | 2  | 51.0  | 38  | 21 | 18 | 2  | 1  | 24 | 81  | 5  | 0  | 5,082 |       |
| 64 | Bellatti, Andrew      | R-R | 6-1 | 210 | 8/5/91   | San Diego, CA     | La Mesa, CA         | 0-0   | 0.00 | 4  | 0  | 0  | 0   | 0  | 4.0   | 1   | 0  | 0  | 0  | 0  | 1  | 5   | 0  | 0  | 0     |       |
| 75 | Brogdon, Connor       | R-R | 6-6 | 205 | 1/29/95  | Clovis, CA        | Madera, CA          | 4-4   | 3.31 | 59 | 1  | 0  | 0   | 2  | 54.1  | 47  | 25 | 20 | 5  | 1  | 25 | 78  | 1  | 0  | 1,083 |       |
| 58 | Dominguez, Seranthony | R-R | 6-1 | 225 | 11/25/94 | Esperanza, DR     | Esperanza, DR       | 2-2   | 3.27 | 47 | 0  | 0  | 0   | 2  | 44.0  | 44  | 16 | 6  | 1  | 11 | 50 | 3   | 0  | 0  | 2,067 |       |
| 70 | Falier, Bailey        | R-L | 6-3 | 205 | 4/24/97  | Chino Hills, CA   | Chino Hills, CA     | 0-1   | 2.89 | 10 | 1  | 0  | 0   | 2  | 9.1   | 8   | 3  | 3  | 0  | 1  | 6  | 17  | 2  | 0  | 4,131 |       |
| 31 | Kimbrel, Craig        | R-R | 6-0 | 215 | 5/28/88  | Huntsville, AL    | Huntsville, AL      | 6-5   | 3.00 | 54 | 0  | 0  | 0   | 9  | 51.0  | 36  | 18 | 17 | 4  | 1  | 22 | 61  | 3  | 0  | 1,032 |       |
| 43 | Marte, Yunior         | R-R | 6-1 | 205 | 2/7/95   | Santo Domingo, DR | Santo Domingo, DR   | 0-0   | 0.00 | 1  | 0  | 0  | 0   | 0  | 1.0   | 0   | 0  | 0  | 0  | 0  | 2  | 1   | 0  | 0  | 0,091 |       |
| 82 | McArthur, James       | R-R | 6-7 | 230 | 12/11/96 | New Braunfels, TX | Castle Rock, CO     | 6-4   | 3.86 | 20 | 16 | 0  | 0   | 0  | 84.0  | 85  | 39 | 16 | 6  | 17 | 74 | 2   | 0  | 0  | 0,000 |       |
| 57 | Nelson, Nick          | R-R | 6-1 | 215 | 12/5/95  | Panama City, FL   | Wesley Chapel, FL   | 4-1   | 1.91 | 9  | 0  | 0  | 0   | 0  | 47.0  | 25  | 10 | 4  | 2  | 6  | 49 | 0   | 0  | 0  | 2,049 |       |
| 27 | Nola, Aaron           | R-R | 6-2 | 200 | 6/4/93   | Baton Rouge, LA   | Baton Rouge, LA     | 11-13 | 3.25 | 32 | 32 | 2  | #1  | 0  | 205.0 | 168 | 75 | 74 | 19 | 9  | 29 | 235 | 2  | 0  | 7,076 |       |
| 56 | Ortiz, Luis           | R-R | 6-3 | 257 | 9/22/95  | Sanger, CA        | Fresno, CA          | 4-3   | 4.54 | 35 | 4  | 0  | 0   | 2  | 67.1  | 68  | 38 | 34 | 8  | 3  | 13 | 72  | 1  | 0  | 0,058 |       |
| 49 | Plassmeyer, Michael   | L-L | 6-2 | 210 | 11/5/96  | St. Louis, MO     | St. Louis, MO       | 0-0   | 1.04 | 6  | 0  | 0  | 0   | 0  | 8.2   | 5   | 1  | 1  | 0  | 0  | 3  | 6   | 0  | 0  | 0,003 |       |
| 61 | Sánchez, Cristopher   | L-L | 6-5 | 190 | 12/12/96 | La Romana, DR     | La Romana, DR       | 2-2   | 3.14 | 15 | 14 | 0  | 0   | 0  | 57.1  | 48  | 24 | 20 | 1  | 4  | 20 | 58  | 2  | 0  | 0,124 |       |
| 52 | Song, Noah            | R-R | 6-4 | 198 | 5/28/97  | Pomona, CA        | Claremont, CA       | 2-11  | 3.28 | 64 | 0  | 0  | 0   | 30 | 60.1  | 49  | 32 | 22 | 2  | 7  | 34 | 60  | 3  | 0  | 0,000 |       |
| 30 | Soto, Gregory         | L-L | 6-1 | 234 | 2/11/95  | Haina, DR         | Nigua, DR           | 4-4   | 3.83 | 50 | 0  | 0  | 0   | 4  | 44.2  | 38  | 24 | 19 | 5  | 5  | 17 | 52  | 2  | 1  | 3,102 |       |
| 25 | Strahm, Matt          | R-L | 6-3 | 193 | 11/12/91 | West Fargo, ND    | West Fargo, ND      | 0-0   | 0.00 | 1  | 0  | 0  | 0   | 0  | 1.0   | 0   | 0  | 0  | 0  | 0  | 0  | 0   | 1  | 0  | 0     | 6,064 |
| 55 | Suárez, Ranger        | L-L | 6-1 | 220 | 8/26/95  | Pie de Cuesta, VZ | Carora, VZ          | 10-7  | 3.65 | 29 | 29 | 0  | 0   | 0  | 155.1 | 149 | 74 | 63 | 15 | 2  | 58 | 129 | 4  | 2  | 3,112 |       |
| 47 | Uelmen, Erich         | R-R | 6-3 | 230 | 5/19/96  | Las Vegas, NV     | Las Vegas, NV       | 3-3   | 2.79 | 28 | 0  | 0  | 0   | 6  | 42.0  | 29  | 13 | 2  | 4  | 23 | 52 | 1   | 1  | 0  | 0,081 |       |
| 37 | Vasquez, Andrew       | L-L | 6-6 | 235 | 9/14/93  | Riverside, CA     | R. Cucamonga, CA    | 2-1   | 4.67 | 25 | 0  | 0  | 0   | 1  | 27.0  | 25  | 15 | 14 | 3  | 6  | 12 | 21  | 1  | 0  | 0,139 |       |
| 99 | Walker, Taijuan       | S-R | 6-4 | 243 | 8/13/92  | Shreveport, LA    | Paradise Valley, AZ | 2-0   | 2.45 | 10 | 0  | 0  | 0   | 1  | 11.0  | 3   | 3  | 3  | 0  | 2  | 2  | 15  | 0  | 0  | 0     |       |
| 45 | Wheeler, Zack         | L-R | 6-4 | 200 | 5/30/90  | Smyrna, GA        | Dallas, GA          | 0-0   | 8.10 | 9  | 0  | 0  | 0   | 0  | 6.2   | 6   | 6  | 6  | 1  | 3  | 3  | 6   | 1  | 1  | 8,142 |       |
|    |                       |     |     |     |          |                   |                     | 0-0   | 0.00 | 1  | 0  | 0  | 0   | 0  | 1.0   | 0   | 0  | 0  | 0  | 0  | 0  | 0   | 3  | 0  | 0     |       |
|    |                       |     |     |     |          |                   |                     | 0-0   | 2.25 | 4  | 0  | 0  | 0   | 0  | 4.0   | 3   | 2  | 1  | 0  | 0  | 0  | 1   | 3  | 0  | 0     |       |
|    |                       |     |     |     |          |                   |                     | 5-0   | 2.20 | 14 | 0  | 0  | 0   | 1  | 16.1  | 13  | 4  | 4  | 1  | 2  | 5  | 23  | 1  | 0  |       |       |
|    |                       |     |     |     |          |                   |                     | 0-0   | 0.00 | 1  | 0  | 0  | 0   | 0  | 2.0   | 0   | 0  | 0  | 0  | 0  | 0  | 1   | 4  | 0  | 0     |       |
|    |                       |     |     |     |          |                   |                     | 0-0   | 6.23 | 10 | 0  | 0  | 0   | 0  | 8.2   | 6   | 6  | 6  | 1  | 3  | 4  | 10  | 1  | 1  |       |       |
|    |                       |     |     |     |          |                   |                     | 12-5  | 3.49 | 29 | 29 | 0  | 0   | 0  | 157.1 | 143 | 63 | 61 | 15 | 6  | 45 | 132 | 0  | 1  |       |       |
|    |                       |     |     |     |          |                   |                     | 12-7  | 2.82 | 26 | 26 | 0  | 0   | 0  | 153.0 | 125 | 52 | 48 | 13 | 7  | 34 | 163 | 1  | 1  |       |       |

# 2023 PHILLIES 40-MAN ROSTER

| #  | CATCHERS (3)    | B-T | HT   | WT  | BORN    | BIRTHPLACE        | RESIDENCE   | 2022 CLUB(S)                 | AVG  | G   | AB  | R  | H   | 2B | 3B | HR | RBI | SH | SF | HP | BB | SO  | SB | CS | E | MLSER |
|----|-----------------|-----|------|-----|---------|-------------------|-------------|------------------------------|------|-----|-----|----|-----|----|----|----|-----|----|----|----|----|-----|----|----|---|-------|
| 13 | Marchán, Rafael | S-R | 5-9  | 200 | 2/25/99 | San Cristóbal, VZ | Caracas, VZ | Jersey Shore<br>LehighValley | .231 | 4   | 13  | 1  | 3   | 2  | 0  | 0  | 0   | 0  | 0  | 0  | 0  | 2   | 2  | 0  | 0 | 0.164 |
| 10 | Realmuto, J.T.  | RR  | 6-1  | 212 | 3/18/91 | Del City, OK      | Choctaw, OK | PHILLIES                     | .276 | 139 | 504 | 75 | 139 | 26 | 5  | 22 | 84  | 0  | 5  | 12 | 41 | 119 | 21 | 1  | 9 | 8.038 |
| 21 | Stubbs, Garrett | L-R | 5-10 | 170 | 5/26/93 | San Diego, CA     | Del Mar, CA | PHILLIES                     | .264 | 46  | 106 | 19 | 28  | 4  | 1  | 5  | 16  | 1  | 0  | 0  | 14 | 30  | 2  | 0  | 3 | 2.120 |

| #  | INFELDERS (8)  | B-T | HT  | WT  | BORN    | BIRTHPLACE        | RESIDENCE            | 2022 CLUB(S)   | AVG  | G   | AB  | R   | H   | 2B | 3B | HR | RBI | SH | SF  | HP | BB | SO  | SB | CS | E  | MLSER  |
|----|----------------|-----|-----|-----|---------|-------------------|----------------------|----------------|------|-----|-----|-----|-----|----|----|----|-----|----|-----|----|----|-----|----|----|----|--------|
| 28 | Bohm, Alec     | RR  | 6-5 | 225 | 8/2/96  | Omaha, NE         | Clearwater, FL       | PHILLIES       | .280 | 152 | 586 | 79  | 164 | 24 | 3  | 13 | 72  | 0  | *10 | 4  | 31 | 110 | 2  | 3  | 13 | 2.106  |
| 23 | Clemens, Kody  | L-R | 6-1 | 190 | 5/15/96 | Houston, TX       | Houston, TX          | DETROIT        | .145 | 60  | 241 | 17  | 43  | 0  | 0  | 5  | 17  | 0  | 2   | 0  | 20 | 71  | 5  | 2  | 0  | 0.120  |
| 24 | Hall, Darick   | L-R | 6-4 | 250 | 7/25/95 | Hereford, AZ      | Hereford, AZ         | PHILLIES       | .254 | 101 | 394 | 59  | 100 | 24 | 0  | 28 | 88  | 0  | 3   | 4  | 42 | 100 | 6  | 1  | 1  | 0.061  |
| 2  | Harrison, Josh | RR  | 5-8 | 190 | 7/8/87  | Cincinnati, OH    | Liberty Township, OH | CHICAGO-AL     | .250 | 41  | 136 | 19  | 34  | 8  | 1  | 9  | 16  | 0  | 2   | 14 | 21 | 71  | 2  | 1  | 13 | 10.168 |
| 17 | Hoskins, Rhys  | RR  | 6-4 | 225 | 3/17/93 | Sacramento, CA    | Philadelphia, PA     | PHILLIES       | .246 | 156 | 589 | 81  | 145 | 33 | 2  | 30 | 79  | 0  | 4   | 6  | 72 | 169 | 2  | 1  | 12 | 5.053  |
| 33 | Sosa, Edmundo  | RR  | 6-0 | 200 | 3/6/96  | Panama City, Pan. | Panama City, Pan.    | ST. LOUIS      | .189 | 53  | 122 | 17  | 23  | 4  | 3  | 0  | 8   | 0  | 0   | 5  | 4  | 38  | 3  | 1  | 3  | 2.140  |
| 5  | Stott, Bryson  | L-R | 6-2 | 195 | 10/6/97 | Las Vegas, NV     | Las Vegas, NV        | PHILLIES       | .375 | 2   | 8   | 1   | 3   | 0  | 0  | 0  | 0   | 0  | 0   | 1  | 0  | 0   | 0  | 0  | 0  | 0      |
| 7  | Turner, Trea   | RR  | 6-2 | 185 | 6/30/93 | Boynton Beach, FL | Boynton Beach, FL    | LOS ANGELES-NL | .298 | 160 | *52 | 101 | 194 | 39 | 4  | 21 | 100 | 0  | 6   | 3  | 45 | 131 | 27 | 3  | 16 | 6.135  |

| #  | OUTFIELDERS (9)   | B-T | HT   | WT  | BORN     | BIRTHPLACE          | RESIDENCE           | 2022 CLUB(S)   | AVG  | G   | AB  | R  | H   | 2B | 3B | HR | RBI | SH | SF | HP | BB | SO  | SB | CS | E     | MLSER  |
|----|-------------------|-----|------|-----|----------|---------------------|---------------------|----------------|------|-----|-----|----|-----|----|----|----|-----|----|----|----|----|-----|----|----|-------|--------|
| 8  | Castellanos, Nick | RR  | 6-4  | 203 | 3/4/92   | Hialeah, FL         | Davie, FL           | PHILLIES       | .263 | 136 | 524 | 56 | 138 | 27 | 0  | 13 | 62  | 0  | 2  | 3  | 29 | 130 | 7  | 1  | 0     | 9.029  |
| 44 | Cave, Jake        | L-L | 6-0  | 198 | 12/4/92  | Hampton, VA         | McKinney, TX        | MINNESOTA      | .273 | 85  | 322 | 63 | 88  | 20 | 7  | 14 | 57  | 0  | 1  | 7  | 43 | 93  | 10 | 0  | 2     | 3.137  |
| 18 | Guthrie, Dalton   | RR  | 5-11 | 195 | 12/23/95 | Sarasota, FL        | Sarasota, FL        | PHILLIES       | .302 | 92  | 338 | 64 | 102 | 27 | 1  | 10 | 52  | 2  | 1  | 9  | 24 | 73  | 21 | 6  | 3     | 0.032  |
| 3  | Harper, Bryce     | L-R | 6-3  | 210 | 10/16/92 | Las Vegas, NV       | Las Vegas, NV       | PHILLIES       | .286 | 99  | 370 | 63 | 106 | 28 | 1  | 18 | 65  | 0  | 0  | 7  | 3  | 46  | 87 | 11 | 4     | 10.159 |
| 16 | Marsh, Brandon    | L-R | 6-4  | 220 | 12/18/97 | Buford, GA          | Buford, GA          | LOS ANGELES-AL | .226 | 93  | 292 | 34 | 66  | 9  | 2  | 8  | 37  | 3  | 3  | 3  | 22 | 117 | 8  | 2  | 3     | 1.078  |
| 40 | Muzziotti, Simón  | L-L | 6-1  | 200 | 12/27/98 | Cumaná, VZ          | Maturín, VZ         | PHILLIES       | .423 | 9   | 7   | 3  | 3   | 0  | 0  | 0  | 3   | 0  | 0  | 0  | 1  | 2   | 0  | 0  | 1     | 0.056  |
| 89 | Ortiz, J'hailyn   | RR  | 6-3  | 255 | 11/18/98 | Jarabacoa, DR       | Constanza, DR       | PHILLIES       | .259 | 38  | 143 | 23 | 37  | 5  | 4  | 5  | 20  | 0  | 3  | 0  | 19 | 31  | 7  | 3  | 1     | 0      |
| 84 | Rojas, Johan      | RR  | 6-0  | 179 | 8/14/00  | S.F. de Macoris, DR | S.F. de Macoris, DR | PHILLIES       | .317 | 119 | 448 | 67 | 106 | 25 | 2  | 17 | 61  | 0  | 0  | 12 | 43 | 165 | 9  | 2  | 10    | 0.000  |
| 12 | Schwarber, Kyle   | L-R | 6-0  | 229 | 3/5/93   | Middletown, OH      | Middletown, OH      | PHILLIES       | .260 | 60  | 235 | 42 | 61  | 8  | 5  | 4  | 22  | 3  | 2  | 21 | 55 | 33  | 1  | 2  | 0.000 |        |

\* League leader; † Tied for league lead; + Rehab assignment; Roster as of 2/22/23



# MICK ABEL

## Right-Handed Pitcher

74

**B-T:** R-R  
**HT:** 6-6; **WT:** 206  
**OPENING DAY AGE:** 21  
**BORN:** August 18, 2001, Portland, OR  
**RESIDES:** Vancouver, WA  
**HOW OBTAINED:** Selected by Phillies in 1st round (15th overall) of 2020 MLB Draft

@mickabel  
 @mickabel13

**Non-Roster Invitee**

### 2022

- Ranked 3rd among Phillies minor leaguers in innings (108.1) and starts (23) and was T-3rd in strikeouts (130)
- Began season with Jersey Shore (A)
- Averaged 10.86 SO/9.0 IP (103 SO, 85.1 IP) with Jersey Shore
- Struck out 10 batters on 7/29 at Wilmington
- Promoted to Reading (AA) on 8/20, where he spent the remainder of the season
- Named Eastern League Pitcher of the Week, 8/29-9/4
- Between both levels, was 8-11, 3.90 ERA (47 ER, 108.1 IP), 130 SO in 23 starts
- Following the season, was named the No. 2 prospect in the Phillies system by *Baseball America*

### 2021

- Began pro career with Clearwater (A)
- Averaged 13.30 SO/9.0 IP (66 SO, 44.2 IP)
- Struck out 34.9% of the batters he faced (66-189)
- Held opponents to a .174 AVG (27-155)
- Made his pro debut, 5/5 vs Lakeland
- Was placed on the IL with right shoulder tendinitis, 8/3, and missed the remainder of the season
- Following the season, was named the No. 1 prospect in the Phillies system by *Baseball America*

- Baseball America* also rated his fastball as the best in the club's minor league system
- Participated in Florida Instructional League

### 2020

- Did not pitch during the regular season
- Participated in FIL
- Following the season, was named the No. 2 prospect in the Phillies system by *Baseball America*

### PERSONAL

McLean Stine Abel... 2020 graduate of Jesuit High School (OR)... Was a two-time Gatorade Oregon Baseball Player of the Year (2019 and 2020)... Selected as a 2020 *Baseball America* High School Preseason All-American (First Team)... As a junior, went 10-0 with a 1.26 ERA, 111 strikeouts, 72.1 innings pitched, and helped his team win a state championship... In 150.2 innings pitched during his high school career, posted an 18-3 record with a 1.98 ERA and 213 strikeouts... Won a silver medal as a member of Team USA in the 2019 World Baseball Softball Confederation U-18 Baseball World Cup... Became the highest-selected high school pitcher in the 1st round by the Phillies since Gavin Floyd (4th overall) in 2001... **Signed by:** Zach Friedman

## MICK ABEL'S CAREER STATISTICS

| YEAR                 | CLUB          | W-L         | ERA         | G         | GS        | CG       | SHO      | SV       | IP           | H          | R         | ER        | HR        | HB        | BB        | SO         | WP       | BK       | AVG         |
|----------------------|---------------|-------------|-------------|-----------|-----------|----------|----------|----------|--------------|------------|-----------|-----------|-----------|-----------|-----------|------------|----------|----------|-------------|
| 2020                 | Did not pitch |             |             |           |           |          |          |          |              |            |           |           |           |           |           |            |          |          |             |
| 2021                 | Clearwater    | 1-3         | 4.43        | 14        | 14        | 0        | 0        | 0        | 44.2         | 27         | 23        | 22        | 5         | 6         | 27        | 66         | 2        | 0        | .174        |
| 2022                 | Jersey Shore  | 7-8         | 4.01        | 18        | 18        | 0        | 0        | 0        | 85.1         | 75         | 42        | 38        | 6         | 6         | 38        | 103        | 3        | 1        | .230        |
|                      | Reading       | 1-3         | 3.52        | 5         | 5         | 0        | 0        | 0        | 23.0         | 19         | 9         | 9         | 5         | 2         | 12        | 27         | 0        | 1        | .224        |
| <b>Minors Totals</b> |               | <b>9-14</b> | <b>4.06</b> | <b>37</b> | <b>37</b> | <b>0</b> | <b>0</b> | <b>0</b> | <b>153.0</b> | <b>121</b> | <b>74</b> | <b>69</b> | <b>16</b> | <b>14</b> | <b>77</b> | <b>196</b> | <b>5</b> | <b>2</b> | <b>.214</b> |

## ABEL'S CAREER TRANSACTIONS

- Selected by Philadelphia in 1st round (15th overall) of 2020 MLB Draft



# JOSÉ ALVARADO

Left-Handed Pitcher

46

@jaal46

**B-T:** L-L  
**HT:** 6-2; **WT:** 255  
**OPENING DAY AGE:** 27  
**BORN:** May 21, 1995, Maracaibo, VZ  
**RESIDES:** Maracaibo, VZ  
**ML SERVICE:** 5 years, 88 days

**HOW OBTAINED:** Acquired from Tampa Bay Rays in a three-team trade with Los Angeles Dodgers, 12/29/20

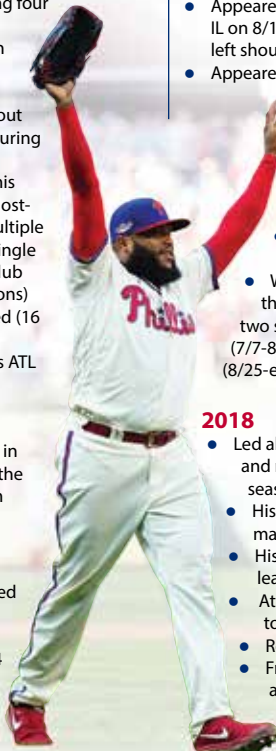
**CONTRACT STATUS:** Signed a three-year contract extension with a club option for 2026 on 2/17/23

## 2022

- Among NL relievers, was 3rd in SO/9.0 IP (14.29), 4th in SO % (37.9), T-9th in SO (81)
- Had the highest SO/9.0 IP by any Phillie with at least 50.0 IP in a season and highest SO % by any Phillie with at least 200 batters faced in a season
- Led all Phillies relievers with 1.7 FWAR
- Set career bests in SO/9.0 IP, SO % and swing and miss % (38.4)
- Began season with the Phillies and was optioned to Lehigh Valley (AAA) on 5/26, where he made four appearances before being recalled on 6/12
- Posted a 1.66 ERA (7 ER, 38.0 IP) and 0.95 WHIP (14 BB, 22 H) with 64 SO, 1 HR, held opponents to a .164/.243/.246 slash line and stranded 13 of 15 inherited runners over his final 42 appearances (since 6/12)
- His 1.66 ERA from 6/12 on was 7th in the NL among pitchers with at least 35.0 IP
- Over his final 22 appearances (beginning 8/3), posted a 0.43 ERA (1 ER, 21.0 IP), T-4th in MLB in that span (min. 20.0 IP), and struck out 35 while walking four
- Finished the season with an active 13.2-inning scoreless streak that began on 8/26, the longest scoreless streak of his career
- Allowed only three singles and struck out 23 of the 46 (50.0%) batters he faced during the scoreless streak
- Struck out multiple batters in each of his final seven appearances, tied for the most-ever consecutive appearances with multiple strikeouts by any Phillies reliever in a single season and one shy of Tug McGraw's club record of eight (over parts of two seasons)
- Struck out 61.5% of the batters he faced (16 of 26) in his final seven appearances
- Had two saves: 7/17 at MIA and 9/22 vs ATL
- Recorded a team-high 22 holds
- Appeared in 12 of the Phillies' 17 postseason games
- Earned his first career postseason save in Game 1 of the NLCS at SD and earned the victory in the pennant-clinching win in Game 5 vs SD

## 2021

- Among NL relievers, was 2nd in inherited runners stranded (81.2%), T-5th in wins (7) and T-6th in OPP GIDP (9)
- Held LHH to a .123 AVG (9-73) and .164 SLG with just one extra-base hit (HR) and retired 24 of the final 27 LHH he faced (0-24, BB, 2 HBP)



- Was the first Phillies reliever to start a season 6-0 since 2011, when Antonio Bastardo also started 6-0
- Was on the COVID-related IL, 4/19-25
- Was on the suspended list, 5/3-4
- Had a 1.80 ERA (4 ER, 20.0 IP) over 20 appearances, 5/5-6/25
- Stranded each of his final 12 inherited runners and 21 of his last 23 from 6/4 through the end of the season
- Had at least one strikeout in 13 straight appearances, 6/10-7/17, the 2nd-longest streak in his career (longest: 18, 9/2/18-4/12/19)
- Did not allow an earned run in 12 straight appearances, 8/3-9/12 (9.1 IP) and had a 1.32 ERA (2 ER, 13.2 IP) in 18 appearances, 8/3-9/23
- Was on the 10-day IL, 8/8-25 (left shoulder impingement); included a rehab assignment to Lehigh Valley, 8/24-25
- Averaged 10.99 SO/9.0 IP (68 SO, 55.2 IP) and had multiple strikeouts in 20 of his appearances
- The Phillies were 40-24 in his 64 appearances

## 2020

- Appeared in only nine games with TB before going on the IL on 8/15 for the remainder of the regular season with left shoulder inflammation
- Appeared in two ALCS games against HOU

## 2019

- Began the season with 10 consecutive scoreless appearances and posted a 1.04 ERA (2 ER, 17.1 IP) in his first 18 appearances
- Allowed five ER in 0.2 IP on 7/3 vs BAL but allowed only 11 ER in his other 29.1 IP (3.38 ERA)
- Was limited to 35 appearances due to a stint on the family medical emergency list (6/2-27) and two stints on the IL, first with a right oblique strain (7/7-8/12) and then with left elbow inflammation (8/25-end of season)

## 2018

- Led all TB relievers with a 2.39 ERA (17 ER, 64.0 IP) and ranked 2nd with 70 appearances in his first full season in the majors
- His 0.14 HR/9.0 IP (1 HR, 64.0 IP) was the best in the majors (min. 50.0 IP)
- His 32 holds tied teammate Chaz Roe for the AL lead and were 2nd-most in AL history by a LHP
- At 22 years, 312 days, was the youngest TB player to make an Opening Day roster since 2012
- Recorded his first ML save on 4/30 at DET
- From 6/12 through the end of the season, posted a 1.72 ERA (7 ER, 36.2 IP) in 43 appearances



- On 6/26 vs WSH, moved from pitcher to 1st base for one batter and then back to pitcher, becoming the first pitcher in club history to appear at another defensive position
- Earned his first ML win, 7/10 vs DET
- From the start of August through the end of the season, struck out 46.7% (35 of 75) batters he faced, allowing only nine hits and six walks
- Held opponents to a .183 AVG (42-229)
- His average sinker velocity of 97.3 mph was the 3rd-fastest of any pitcher to throw the pitch, trailing only Aroldis Chapman (100.9 mph) and Jordan Hicks (100.5 mph), per Statcast

## 2017

- Began season with Montgomery (AA) and was recalled on 5/3, bypassing the triple-A level
- Made his ML debut on 5/3 vs MIA
- Was optioned to Durham (AAA) on 6/28 and recalled by TB for his second stint on 8/4
- Made five scoreless appearances in his second stint with the club, striking out nine of 16 batters faced
- On 8/4 vs MIL, struck out all three batters he faced on nine total pitches for an “immaculate inning”
- Optioned to Durham on 8/14 and recalled for the third time on 9/5 for the remainder of the season
- In his 25 minor league appearances between Montgomery and Durham, averaged 12.13 SO/9.0 IP (40 SO/29.2 IP)
- Prior to the season, pitched in three games for Venezuela in the World Baseball Classic, including 2.1 innings in a 4-3 comeback win over Italy in a tiebreaker game

## 2016

- Began season with Bowling Green (A)
- All 10 of his appearances with Bowling Green were 2.0 IP or longer
- Was promoted to Charlotte (A) on 5/16

- Posted a 5.56 ERA (14 ER, 22.2 IP) in his first 15 appearances but finished the season with a 2.31 ERA (6 ER, 23.1 IP) over his final 12 outings
- Held LHH to a .184 AVG (14-for-76) with one HR and 28 SO between the two levels
- Was used exclusively in relief for the first time since his 2012 debut season
- Following the season, pitched for La Guaira in the Venezuelan Winter League

## 2015

- Spent season with Princeton (R)
- Following the season, pitched for La Guaira in the VWL

## 2014

- Spent season with Gulf Coast League Rays (R), where he started 11 of his 12 games
- Was tied for the team lead in starts and 2nd in strikeouts (46)

## 2013

- Spent second season with Venezuelan Summer League Rays (R)
- His 10.64 SO/9.0 IP (54 SO, 45.2 IP) was second in the VSL and first among VSL starters
- Ranked 4th in the league in ERA (1.97, min. 40.0 IP) and 6th in strikeouts

## 2012

- Began pro career with VSL Rays, working exclusively in relief

## PERSONAL

José Antonio Alvarado... Has one son, Dylan José, and two daughters, Victoria Valentina and Joseannys Darana...

**Hobbies:** Spending time with family, fishing and hunting...

**Signed by:** Euclides Vargas and Ronnie Blanco

## JOSE ALVARADO'S CAREER STATISTICS

| YEAR                 | CLUB           | W-L          | ERA         | G          | GS        | CG       | SHO      | SV        | IP           | H          | R          | ER        | HR        | HB        | BB         | SO         | WP        | BK       | AVG         |
|----------------------|----------------|--------------|-------------|------------|-----------|----------|----------|-----------|--------------|------------|------------|-----------|-----------|-----------|------------|------------|-----------|----------|-------------|
| 2012                 | VSL Rays       | 2-3          | 3.81        | 12         | 0         | 0        | 0        | 0         | 26.0         | 20         | 14         | 11        | 0         | 4         | 17         | 20         | 11        | 1        | .211        |
| 2013                 | VSL Rays       | 1-8          | 1.97        | 13         | 13        | 0        | 0        | 0         | 45.2         | 41         | 23         | 10        | 2         | 0         | 21         | 54         | 17        | 1        | .238        |
| 2014                 | GCL Rays       | 1-5          | 3.79        | 12         | 11        | 0        | 0        | 0         | 40.1         | 28         | 28         | 17        | 1         | 2         | 29         | 46         | 7         | 1        | .190        |
| 2015                 | Princeton      | 0-2          | 9.53        | 5          | 5         | 0        | 0        | 0         | 17.0         | 18         | 19         | 18        | 1         | 5         | 13         | 18         | 0         | 0        | .300        |
| 2016                 | Bowling Green  | 2-0          | 1.46        | 10         | 0         | 0        | 0        | 2         | 24.2         | 12         | 5          | 4         | 0         | 1         | 17         | 34         | 4         | 1        | .150        |
|                      | Charlotte      | 2-1          | 3.91        | 27         | 0         | 0        | 0        | 0         | 46.0         | 38         | 27         | 20        | 1         | 0         | 38         | 51         | 10        | 0        | .222        |
| 2017                 | Montgomery     | 2-1          | 2.38        | 9          | 0         | 0        | 0        | 0         | 11.1         | 4          | 3          | 3         | 1         | 0         | 5          | 14         | 1         | 0        | .111        |
|                      | TAMPA BAY      | 0-3          | 3.64        | 35         | 0         | 0        | 0        | 0         | 29.2         | 24         | 12         | 12        | 1         | 0         | 9          | 29         | 2         | 0        | .216        |
|                      | Durham         | 0-2          | 3.93        | 16         | 0         | 0        | 0        | 1         | 18.1         | 11         | 8          | 8         | 1         | 0         | 13         | 26         | 3         | 0        | .162        |
| 2018                 | TAMPA BAY      | 1-6          | 2.39        | 70         | 0         | 0        | 0        | 8         | 64.0         | 42         | 21         | 17        | 1         | 1         | 29         | 80         | 2         | 0        | .183        |
| 2019                 | TAMPA BAY      | 1-6          | 4.80        | 35         | 1         | 0        | 0        | 7         | 30.0         | 29         | 18         | 16        | 2         | 0         | 27         | 39         | 8         | 0        | .254        |
|                      | Charlotte+     | 0-0          | 0.00        | 1          | 0         | 0        | 0        | 0         | 1.0          | 0          | 0          | 0         | 0         | 0         | 0          | 0          | 0         | 0        | .000        |
|                      | Durham+        | 0-0          | 3.38        | 4          | 0         | 0        | 0        | 0         | 2.2          | 2          | 1          | 1         | 1         | 0         | 2          | 3          | 0         | 0        | .200        |
| 2020                 | TAMPA BAY      | 0-0          | 6.00        | 9          | 0         | 0        | 0        | 0         | 9.0          | 9          | 7          | 6         | 2         | 2         | 6          | 13         | 3         | 0        | .250        |
| 2021                 | PHILLIES       | 7-1          | 4.20        | 64         | 0         | 0        | 0        | 5         | 55.2         | 42         | 30         | 26        | 5         | 7         | 47         | 68         | 9         | 1        | .213        |
|                      | Lehigh Valley+ | 0-0          | 0.00        | 1          | 1         | 0        | 0        | 0         | 1.0          | 0          | 0          | 0         | 0         | 0         | 1          | 1          | 0         | 0        | .000        |
| 2022                 | PHILLIES       | 4-2          | 3.18        | 59         | 0         | 0        | 0        | 2         | 51.0         | 38         | 21         | 18        | 2         | 1         | 24         | 81         | 5         | 0        | .203        |
|                      | Lehigh Valley  | 1-0          | 0.00        | 4          | 0         | 0        | 0        | 1         | 4.0          | 1          | 0          | 0         | 0         | 0         | 1          | 5          | 0         | 0        | .083        |
| <b>Minors Totals</b> |                | <b>11-22</b> | <b>3.48</b> | <b>114</b> | <b>31</b> | <b>0</b> | <b>0</b> | <b>4</b>  | <b>238.0</b> | <b>175</b> | <b>128</b> | <b>92</b> | <b>8</b>  | <b>12</b> | <b>157</b> | <b>272</b> | <b>53</b> | <b>4</b> | <b>.204</b> |
| <b>AL Totals</b>     |                | <b>2-15</b>  | <b>3.46</b> | <b>149</b> | <b>1</b>  | <b>0</b> | <b>0</b> | <b>15</b> | <b>132.2</b> | <b>104</b> | <b>58</b>  | <b>51</b> | <b>6</b>  | <b>3</b>  | <b>71</b>  | <b>161</b> | <b>15</b> | <b>0</b> | <b>.212</b> |
| <b>NL Totals</b>     |                | <b>11-3</b>  | <b>3.71</b> | <b>123</b> | <b>0</b>  | <b>0</b> | <b>0</b> | <b>7</b>  | <b>106.2</b> | <b>80</b>  | <b>51</b>  | <b>44</b> | <b>7</b>  | <b>8</b>  | <b>71</b>  | <b>149</b> | <b>14</b> | <b>1</b> | <b>.208</b> |
| <b>ML Totals</b>     |                | <b>13-18</b> | <b>3.57</b> | <b>272</b> | <b>1</b>  | <b>0</b> | <b>0</b> | <b>22</b> | <b>239.1</b> | <b>184</b> | <b>109</b> | <b>95</b> | <b>13</b> | <b>11</b> | <b>142</b> | <b>310</b> | <b>29</b> | <b>1</b> | <b>.211</b> |

+ Rehab assignment

## ALVARADO'S WILD CARD SERIES STATISTICS

| YEAR | CLUB, OPP | W-L | ERA   | G | GS | CG | SHO | SV | IP  | H | R | ER | HR | HB | BB | SO | WP | BK | AVG  |
|------|-----------|-----|-------|---|----|----|-----|----|-----|---|---|----|----|----|----|----|----|----|------|
| 2022 | PHI, STL  | 0-0 | 13.50 | 2 | 0  | 0  | 0   | 0  | 1.1 | 1 | 2 | 2  | 1  | 0  | 2  | 0  | 0  | 0  | .200 |

## ALVARADO'S DIVISION SERIES STATISTICS

| YEAR | CLUB, OPP | W-L | ERA  | G | GS | CG | SHO | SV | IP  | H | R | ER | HR | HB | BB | SO | WP | BK | AVG  |
|------|-----------|-----|------|---|----|----|-----|----|-----|---|---|----|----|----|----|----|----|----|------|
| 2022 | PHI, ATL  | 0-0 | 2.45 | 3 | 0  | 0  | 0   | 0  | 3.2 | 1 | 1 | 1  | 1  | 0  | 0  | 5  | 0  | 0  | .083 |

## ALVARADO'S LEAGUE CHAMPIONSHIP SERIES STATISTICS

| YEAR       | CLUB, OPP     | W-L        | ERA         | G        | GS       | CG       | SHO      | SV       | IP         | H        | R        | ER       | HR       | HB       | BB       | SO       | WP       | BK       | AVG         |
|------------|---------------|------------|-------------|----------|----------|----------|----------|----------|------------|----------|----------|----------|----------|----------|----------|----------|----------|----------|-------------|
| 2020       | TB, HOU       | 0-0        | 0.00        | 2        | 0        | 0        | 0        | 0        | 1.2        | 1        | 0        | 0        | 0        | 0        | 3        | 4        | 0        | 0        | .167        |
| 2022       | PHI, SD       | 1-0        | 0.00        | 3        | 0        | 0        | 0        | 1        | 3.0        | 3        | 0        | 0        | 0        | 0        | 2        | 4        | 0        | 0        | .231        |
| <b>LCS</b> | <b>Totals</b> | <b>1-0</b> | <b>0.00</b> | <b>5</b> | <b>0</b> | <b>0</b> | <b>0</b> | <b>1</b> | <b>4.2</b> | <b>4</b> | <b>0</b> | <b>0</b> | <b>0</b> | <b>0</b> | <b>5</b> | <b>8</b> | <b>0</b> | <b>0</b> | <b>.211</b> |

## ALVARADO'S WORLD SERIES STATISTICS

| YEAR | CLUB, OPP | W-L | ERA   | G | GS | CG | SHO | SV | IP  | H | R | ER | HR | HB | BB | SO | WP | BK | AVG  |
|------|-----------|-----|-------|---|----|----|-----|----|-----|---|---|----|----|----|----|----|----|----|------|
| 2022 | PHI, HOU  | 0-0 | 10.80 | 4 | 0  | 0  | 0   | 0  | 3.1 | 4 | 4 | 4  | 1  | 2  | 1  | 5  | 1  | 0  | .308 |

## ALVARADO'S WORLD BASEBALL CLASSIC STATISTICS

| YEAR | CLUB      | W-L | ERA  | G | GS | CG | SHO | SV | IP  | H | R | ER | HR | HB | BB | SO | WP | BK | AVG  |
|------|-----------|-----|------|---|----|----|-----|----|-----|---|---|----|----|----|----|----|----|----|------|
| 2017 | Venezuela | 1-0 | 9.00 | 3 | 0  | 0  | 0   | 0  | 3.0 | 1 | 3 | 3  | 1  | 0  | 3  | 4  | 0  | 0  | .111 |

## ALVARADO'S CAREER TRANSACTIONS

- Signed by Tampa Bay Rays as an amateur free agent, March 13, 2012
- On injured list with a right oblique strain, July 7-August 12, 2019; included rehab assignments to Charlotte, August 4-5, and Durham, August 6-12
- On injured list with left elbow inflammation, August 25, 2019 through the remainder of the season
- On injured list with left shoulder inflammation, August 15, 2020 through the remainder of the season; included rehab assignment to alternate training site, September 4-27
- Traded to Philadelphia, December 29, 2020; Los Angeles Dodgers acquired Garrett Cleavinger (lhp) from Philadelphia and Tampa Bay Rays acquired Dillon Paulson (inf) and a player to be named later from Los Angeles Dodgers
- On COVID-related injured list, April 19-25, 2021
- On injured list with a left shoulder impingement, August 8-25, 2021; included rehab assignment to Lehigh Valley, August 24-25

## ALVARADO'S CAREER FIELDING

| POSITION   | PCT  | G   | PO | A  | E | TC | DP |
|------------|------|-----|----|----|---|----|----|
| Pitcher    | .944 | 272 | 10 | 24 | 2 | 36 | 3  |
| First base | ---  | 1   | 0  | 0  | 0 | 0  | 0  |

## ALVARADO'S GAME HIGHS

**LOW-HIT CG:** N/A... **SHUTOUTS:** N/A... **STRIKEOUTS:** 4 – 3 times, last: 6/16/21 at LAD... **WALKS:** 4 – 9/26/21 vs PIT... **LONGEST OUTING:** 2.0 inn. – 5 times, last: 6/16/21 at LAD... **WINNING STREAK:** 6 games – 4/4-7/17/21... **LOSING STREAK:** 8 games – 8/3/18-7/3/19... **SCORELESS STREAK:** 13.2 inn. – 8/26/22-current





## MARK APPEL

Right-Handed Pitcher

22

**B-T:** R-R  
**HT:** 6-5; **WT:** 230  
**OPENING DAY AGE:** 31  
**BORN:** July 15, 1991, Houston, TX  
**RESIDES:** Houston, TX  
**ML SERVICE:** 50 days

**HOW OBTAINED:** Acquired from Houston Astros with Vince Velasquez, Brett Oberholtzer, Thomas Eshelman and Harold Arauz for Ken Giles and Jonathan Arauz, 12/12/15

 @markappel26  
 @markappel26

**Non-Roster Invitee**

### 2022

- Spent majority of the season with Lehigh Valley (AAA), going 6-0 with a 3.15 ERA (14 ER, 40.0 IP) in 31 appearances
- Had his contract selected by the Phillies on 6/25, marking his first time on an active ML roster
- Made his ML debut on 6/29 vs ATL, working a scoreless ninth inning and recording his first ML strikeout (Adam Duvall)
- Posted a 6.0-inning scoreless streak to start his ML career, beginning on 6/29 and ending on 7/12 at TOR
- Worked a career-high 3.0 innings of relief on 7/12 at TOR
- Had one other stint with the Phillies, 7/30-8/2
- Was placed on the IL on 9/5 with right elbow inflammation; was recalled and placed on the 60-day IL, 9/12 for the remainder of the season

### 2021

- Began season with Reading (AA)
- On 5/8, appeared in his first professional game since 9/2/17, going 1,344 days between appearances
- Promoted to Lehigh Valley on 6/24
- With Lehigh Valley, held LHH to a .200 AVG (15-75)
- Combined to make four scoreless starts of at least 5.0 IP (3 with LHV and 1 with REA)

### 2018-20

- Did not play

### 2017

- Attended ML spring training
- Spent most of the season with Lehigh Valley; appeared in two games for Gulf Coast League Phillies (R) as part of a rehab assignment
- Went 2-2 with a 2.50 ERA (10 ER, 36.0 IP) over six June starts
- Was on the IL from 7/13-end of season with a right shoulder strain

### 2016

- Was a non-roster invitee to ML spring training
- Began the season with Lehigh Valley
- Started his IronPigs career with a 9.2-inning scoreless streak
- Posted a 3-0 record with a 1.64 ERA (4 ER, 22.0 IP) in his first four starts of the season (4/12-29)

- Went 0-3, 8.27 ERA (15 ER, 16.1 IP) over his next four starts before being placed on the IL on 5/27 with a right shoulder strain
- Underwent surgery to remove a bone spur from his right elbow on 6/29 (Dr. Michael Ciccotti) and missed the remainder of the season

### 2015

- Was a non-roster invitee to HOU spring training
- Began the season with Corpus Christi (AA)
- Pitched a 7.0-inning CG in his final double-A start, 6/21 vs San Antonio (7.0 IP, 4 H, R, 0 ER, 6 SO)
- Promoted to Fresno (AAA) on 6/24
- Named to the U.S. Team in the All-Star Futures Game at Great American Ball Park in Cincinnati
- Posted a 3.12 ERA (21 ER, 60.2 IP) in 10 of his 12 starts with Fresno; allowed 13 ER in 7.2 IP in the other two
- Overall, went 10-3, 4.37 ERA (64 ER, 131.2 IP) in 25 starts between the two levels
- Struck out 10 batters in a decisive Game 5 of the Pacific Coast League Championship Series, 9/20 vs Round Rock; was the first PCL title in club history
- Following the season, was named the No. 7 prospect in the Phillies minor league system by *Baseball America*

### 2014

- Had an emergency appendectomy on 1/30
- Was a non-roster invitee to ML spring training
- Entered the season ranked as HOU's 3rd-best prospect according to *Baseball America*
- Began the season with Lancaster (A)
- Made 12 starts before being promoted to Corpus Christi
- Threw 8.0 scoreless innings with 10 SO, 8/26 vs Frisco
- Following the season, pitched in the Arizona Fall League for eventual champion Salt River (1-0, 2.61 ERA); finished T-2nd in the AFL in SO (24)
- Named to the AFL Top Prospects Team

### 2013

- Made his pro debut with Tri-City (A)
- Promoted to Quad Cities (A) on 7/10
- Allowed 1 ER or none in six of eight starts with Quad Cities
- Posted a 2.12 ERA (7 ER, 29.2 IP) in seven of his eight starts with Quad Cities; allowed 7 ER in 3.1 IP in the other one
- Placed on the IL with a left shin contusion, 8/26 through the remainder of the season

## PERSONAL

Mark Stewart Appel... 2009 graduate of Monte Vista High School (CA), where he played baseball and basketball... Went 4-0, 0.90 ERA in his senior season... Named *Contra Costa Times* Baseball and Basketball Prep Athlete of the Year in 2009... Attended Stanford University (CA), where he is the school's all-time leader in strikeouts (372) and ranks 4th in innings pitched (377.2) and T-6th in wins (28)... Went 10-4,

2.12 ERA with 4 CG his senior season and compiled 130 SO in 106.1 IP while holding opposing hitters to a .203 AVG... Was one of 10 semifinalists for the National Pitcher of the Year Award as named by the College Baseball Hall of Fame... **Hobbies:** Hanging out with friends, going to church and playing video games... **Signed by:** Bryan Byrne

## MARK APPEL'S CAREER STATISTICS

| YEAR                 | CLUB           | W-L          | ERA         | G          | GS        | CG       | SHO      | SV       | IP           | H          | R          | ER         | HR        | HB        | BB         | SO         | WP        | BK       | AVG         |
|----------------------|----------------|--------------|-------------|------------|-----------|----------|----------|----------|--------------|------------|------------|------------|-----------|-----------|------------|------------|-----------|----------|-------------|
| 2013                 | Tri-City       | 0-0          | 3.60        | 2          | 2         | 0        | 0        | 0        | 5.0          | 6          | 2          | 2          | 0         | 0         | 0          | 6          | 1         | 0        | .300        |
|                      | Quad Cities    | 3-1          | 3.82        | 8          | 8         | 0        | 0        | 0        | 33.0         | 30         | 16         | 14         | 2         | 1         | 9          | 27         | 2         | 0        | .236        |
| 2014                 | Lancaster      | 2-5          | 9.74        | 12         | 12        | 0        | 0        | 0        | 44.1         | 74         | 51         | 48         | 9         | 0         | 11         | 40         | 4         | 0        | .372        |
|                      | Corpus Christi | 1-2          | 3.69        | 7          | 6         | 1        | 0        | 0        | 39.0         | 35         | 17         | 16         | 2         | 2         | 13         | 38         | 4         | 0        | .236        |
| 2015                 | Corpus Christi | 5-1          | 4.26        | 13         | 13        | 1        | 0        | 0        | 63.1         | 68         | 34         | 30         | 7         | 2         | 23         | 49         | 4         | 0        | .279        |
|                      | Fresno         | 5-2          | 4.48        | 12         | 12        | 0        | 0        | 0        | 68.1         | 67         | 39         | 34         | 6         | 4         | 28         | 61         | 4         | 0        | .255        |
| 2016                 | Lehigh Valley  | 3-3          | 4.46        | 8          | 8         | 0        | 0        | 0        | 38.1         | 40         | 22         | 19         | 3         | 1         | 20         | 34         | 6         | 0        | .267        |
| 2017                 | Lehigh Valley  | 5-4          | 5.27        | 17         | 17        | 0        | 0        | 0        | 82.0         | 91         | 51         | 48         | 9         | 5         | 53         | 60         | 11        | 0        | .284        |
|                      | GCL Phillies   | 0-0          | 0.00        | 2          | 0         | 0        | 0        | 0        | 2.0          | 1          | 0          | 0          | 0         | 1         | 1          | 0          | 1         | 0        | .143        |
| 2018                 | Did not pitch  |              |             |            |           |          |          |          |              |            |            |            |           |           |            |            |           |          |             |
| 2019                 | Did not pitch  |              |             |            |           |          |          |          |              |            |            |            |           |           |            |            |           |          |             |
| 2020                 | Did not pitch  |              |             |            |           |          |          |          |              |            |            |            |           |           |            |            |           |          |             |
| 2021                 | Reading        | 0-1          | 5.84        | 8          | 6         | 0        | 0        | 0        | 24.2         | 28         | 16         | 16         | 4         | 4         | 15         | 24         | 1         | 0        | .292        |
|                      | Lehigh Valley  | 3-5          | 6.17        | 15         | 9         | 0        | 0        | 0        | 46.2         | 38         | 33         | 32         | 8         | 9         | 34         | 36         | 4         | 0        | .226        |
| 2022                 | Lehigh Valley  | 6-0          | 3.15        | 31         | 0         | 0        | 0        | 5        | 40.0         | 33         | 17         | 14         | 4         | 6         | 17         | 36         | 3         | 0        | .223        |
|                      | PHILLIES       | 0-0          | 1.74        | 6          | 0         | 0        | 0        | 0        | 10.1         | 9          | 2          | 2          | 0         | 0         | 3          | 5          | 0         | 0        | .243        |
| <b>Minors Totals</b> |                | <b>33-24</b> | <b>5.05</b> | <b>135</b> | <b>93</b> | <b>2</b> | <b>0</b> | <b>5</b> | <b>486.2</b> | <b>511</b> | <b>298</b> | <b>273</b> | <b>54</b> | <b>35</b> | <b>224</b> | <b>411</b> | <b>45</b> | <b>0</b> | <b>.270</b> |
| <b>Minors Totals</b> |                | <b>0-0</b>   | <b>1.74</b> | <b>6</b>   | <b>0</b>  | <b>0</b> | <b>0</b> | <b>0</b> | <b>10.1</b>  | <b>9</b>   | <b>2</b>   | <b>2</b>   | <b>0</b>  | <b>0</b>  | <b>3</b>   | <b>5</b>   | <b>0</b>  | <b>0</b> | <b>.243</b> |

## APPEL'S CAREER TRANSACTIONS

- Selected by Detroit Tigers in 15th round of 2009 MLB Draft, but did not sign
- Selected by Pittsburgh Pirates in 1st round (8th overall) of 2012 MLB Draft, but did not sign
- Selected by Houston Astros in 1st round (1st overall) of 2013 MLB Draft
- Traded to Philadelphia with Vince Velasquez (rhp), Brett Oberholtzer (lhp), Thomas Eshelman (rhp) and Harold Arauz (rhp) for Ken Giles (rhp) and Jonathan Arauz (inf.), December 12, 2015
- On injured list with right elbow inflammation, September 12, 2022 through the remainder of the season

## APPEL'S CAREER FIELDING

| POSITION | PCT | G | PO | A | E | TC | DP |
|----------|-----|---|----|---|---|----|----|
| Pitcher  | --- | 6 | 0  | 0 | 0 | 0  | 0  |

## APPEL'S GAME HIGHS

**LOW-HIT CG:** N/A... **SHUTOUTS:** N/A... **STRIKEOUTS:** 2 – 7/12/22 at TOR... **WALKS:** 2 – 7/5/22 vs WSH... **LONGEST OUTING:** 3.0 inn. – 7/12/22 at TOR... **WINNING STREAK:** N/A... **LOSING STREAK:** N/A... **SCORELESS STREAK:** 6.0 inn. – 6/29-7/12/22



# ANDREW BAKER

Right-Handed Pitcher

78

**B-T:** R-R

**HT:** 6-3; **WT:** 200

**OPENING DAY AGE:** 23

**BORN:** March 24, 2000, Montgomery, AL

**RESIDES:** Pike Road, AL

**HOW OBTAINED:** Selected by Phillies in 11th round of 2021 MLB Draft

@bakeshow\_  
 @bakeshow\_

**Non-Roster Invitee**

## 2022

- Spent the majority of the season with Jersey Shore (A)
- Promoted to Reading (AA) on 8/29 for the remainder of the season
- Allowed one earned run in his last 13 appearances combined between both clubs, 8/12-9/17
- Following the season, was rated as having the best curveball in the Phillies minor league system by *Baseball America*

## 2021

- Began pro career with Clearwater (A)
- Transferred to Florida Complex League Phillies (R), 9/8
- Struck out 20 of the 60 total batters he faced (33.3%) and allowed just five hits (.122 OPP AVG)
- Participated in Florida Instructional League

## PERSONAL

Andrew Fleming Baker... Attended Chipola College (FL) and Auburn University (AL)... 2018 graduate of Macon East Academy (AL)... **Signed by:** Mike Stauffer

## ANDREW BAKER'S CAREER STATISTICS

| YEAR                 | CLUB         | W-L        | ERA         | G         | GS       | CG       | SHO      | SV       | IP          | H         | R         | ER        | HR       | HB       | BB        | SO        | WP        | BK       | AVG         |
|----------------------|--------------|------------|-------------|-----------|----------|----------|----------|----------|-------------|-----------|-----------|-----------|----------|----------|-----------|-----------|-----------|----------|-------------|
| 2021                 | Clearwater   | 1-2        | 11.70       | 7         | 1        | 0        | 0        | 0        | 10.0        | 4         | 14        | 13        | 1        | 2        | 17        | 16        | 3         | 0        | .118        |
|                      | FCL Phillies | 0-0        | 0.00        | 2         | 0        | 0        | 0        | 0        | 2.0         | 1         | 0         | 0         | 0        | 0        | 0         | 4         | 0         | 0        | .143        |
| 2022                 | Jersey Shore | 3-1        | 4.74        | 40        | 0        | 0        | 0        | 0        | 43.2        | 41        | 28        | 23        | 5        | 1        | 24        | 61        | 8         | 1        | .237        |
|                      | Reading      | 1-0        | 0.84        | 6         | 0        | 0        | 0        | 0        | 10.2        | 3         | 1         | 1         | 0        | 0        | 5         | 11        | 4         | 0        | .094        |
| <b>Minors Totals</b> |              | <b>5-3</b> | <b>5.02</b> | <b>55</b> | <b>1</b> | <b>0</b> | <b>0</b> | <b>0</b> | <b>66.1</b> | <b>49</b> | <b>43</b> | <b>37</b> | <b>6</b> | <b>3</b> | <b>46</b> | <b>92</b> | <b>15</b> | <b>1</b> | <b>.199</b> |

## BAKER'S CAREER TRANSACTIONS

- Selected by Los Angeles Dodgers in 16th round of 2019 MLB Draft, but did not sign
- Selected by Philadelphia in 11th round of 2021 MLB Draft





# ANDREW BELLATTI

Right-Handed Pitcher

64

**B-T:** R-R  
**HT:** 6-1; **WT:** 210  
**OPENING DAY AGE:** 31  
**BORN:** August 5, 1991, San Diego, CA  
**RESIDES:** La Mesa, CA  
**ML SERVICE:** 1 year, 83 days  
**HOW OBTAINED:** Signed by Phillies as a minor league free agent, 11/19/21

2023 PHILLIES

## 2022

- Among NL relievers, was 8th in SO/9.0 IP (12.83) and SO % (33.8)
- His 59 appearances were tied for most on the team with José Alvarado and he was 2nd in strikeouts (78) among Phillies relievers
- Set career highs in several categories, including games, strikeouts, wins (4), innings (54.1) and saves (2)
- Attended ML spring training with the Phillies as a non-roster invitee and began the season with Lehigh Valley (AAA)
- Had his contract selected on 4/14 and made his Phillies debut that day at MIA
- Retired 30 of the first 42 batters he faced (71.4%)
- Earned his first win as a Phillie on 5/12 at LAD, his first ML win since 9/11/15 vs BOS, pitching for TB
- Recorded his first ML save on 6/26 at SD
- Recorded his 60th strikeout of the season on his 173rd batter faced, the 2nd-quickest Phillie ever to 60 strikeouts in a season after Ken Giles' 149 batters faced in 2014
- Posted a 1.76 ERA (3 ER, 15.1 IP) over his final 16 appearances beginning on 8/21
- Held RHH to a .209 AVG (27-129)
- Posted a 1.29 ERA (1 ER, 7.0 IP), 0.43 WHIP (BB, 2 H), 9 SO in eight games during his first-ever postseason, including five scoreless, hitless appearances in the NLCS (2 G, 1.1 IP) and WS (3 G, 3.0 IP)

## 2021

- Signed by MIA as a minor league free agent on 5/30 and was assigned to Pensacola (AA)
- Promoted to Jacksonville (AAA) on 6/14
- Had his contract selected for a brief stint with MIA, 7/19-22
- Was designated for assignment on 7/23 and outrighted to Jacksonville for the remainder of the season
- Allowed one run or fewer in 24 of his 26 appearances with Jacksonville, and 21 of his 26 were scoreless
- Struck out 38 of the 115 batters he faced (33.0%) with Jacksonville

## 2020

- Did not pitch

## 2019

- Was signed by independent Sugar Land in April and appeared in one game
- Was signed by NYY on 4/29 and made his organizational debut with Tampa (A)
- Promoted to Trenton (AA) on 6/7 and was released on 8/22

## 2017-18

- Did not pitch due to injury

## 2016

- Was on the IL from 5/1-6/23 (right shoulder strain) and 7/26-9/10 (right shoulder inflammation); appeared in only 13 games between Charlotte (A), Montgomery (AA) and Durham (AAA)

## 2015

- Was a non-roster invitee to ML spring training with TB
- Began season with Durham and had his contract selected by TB on 5/9
- Made his ML debut on 5/9 vs TEX, throwing 3.1 scoreless innings and earning a win
- Was the 10th TB pitcher ever to win his ML debut and third reliever to do so
- Was the first TB pitcher to earn a win in a relief appearance of 3.0 innings or longer in his debut
- Had four stints with TB: 5/9-17, 6/1-6, 6/9-7/11 and 9/8-end of season
- Was on the 15-day IL with right shoulder tendinitis, 6/10-7/7; included a rehab assignment to Charlotte, 6/30-7/7
- 13 of his 17 appearances were scoreless, including six straight, 9/19-27
- Had a 1.19 ERA (3 ER, 22.1 IP) entering his final appearance (3 ER, 0.2 IP)
- All six earned runs he allowed came via home run
- At season's end, was the youngest player on the active roster (24 years, 59 days)

## 2014

- Spent season with Montgomery
- Made a professional-high 46 appearances
- His 80 strikeouts were tied for the team lead among relievers

## 2013

- Began season with Charlotte
- Promoted to Montgomery on 4/14 and transferred back to Charlotte on 6/9 for the remainder of the season
- 14 of his 22 appearances with Charlotte were scoreless

## 2012

- Spent season with Bowling Green (A)
- Made one start and then transitioned to a relief role, appearing in 39 games in relief
- Averaged 9.79 SO/9.0 IP (99 SO, 91.0 IP), and his 99 strikeouts led the team despite him predominantly pitching in relief

## 2011

- Spent season with Hudson Valley (A)
- Ranked 3rd among TB minor leaguers and 7th in the New York-Penn League with a 2.63 ERA (30 ER, 91.0 IP)
- Led the team with 63 strikeouts
- Made 13 starts and appeared in two games in relief

## 2010

- Spent season with Princeton (R)
- His 63 strikeouts ranked 2nd on the club

## 2009

- Began pro career with Gulf Coast League Rays (R)

## PERSONAL

Andrew James Bellatti... Married Kylee Ballew (11/11/16); has one daughter, Brylyn... 2009 graduate of Steele Canyon High School (CA)... **Hobbies:** Having Sunday barbecues, hanging out with his family, playing video games and working out...

**Signed by:** Jake Wilson

## ANDREW BELLATTI'S CAREER STATISTICS

| YEAR | CLUB                 | W-L          | ERA         | G          | GS        | CG       | SHO      | SV        | IP           | H          | R          | ER         | HR        | HB        | BB         | SO         | WP        | BK       | AVG         |
|------|----------------------|--------------|-------------|------------|-----------|----------|----------|-----------|--------------|------------|------------|------------|-----------|-----------|------------|------------|-----------|----------|-------------|
| 2009 | GCL Rays             | 1-0          | 3.38        | 12         | 3         | 0        | 0        | 0         | 29.1         | 30         | 12         | 11         | 1         | 3         | 7          | 29         | 2         | 0        | .265        |
| 2010 | Princeton            | 2-5          | 4.04        | 13         | 13        | 0        | 0        | 0         | 64.2         | 56         | 35         | 29         | 4         | 1         | 16         | 63         | 1         | 1        | .237        |
| 2011 | Hudson Valley        | 3-5          | 2.63        | 15         | 13        | 0        | 0        | 0         | 72.0         | 66         | 26         | 21         | 1         | 1         | 23         | 63         | 0         | 0        | .250        |
| 2012 | Bowling Green        | 7-3          | 2.97        | 40         | 1         | 0        | 0        | 5         | 91.0         | 74         | 33         | 30         | 9         | 5         | 30         | 99         | 6         | 0        | .221        |
| 2013 | Charlotte            | 6-3          | 2.95        | 22         | 0         | 0        | 0        | 2         | 55.0         | 39         | 19         | 18         | 2         | 1         | 17         | 52         | 2         | 1        | .195        |
|      | Montgomery           | 1-1          | 7.09        | 14         | 0         | 0        | 0        | 1         | 26.2         | 32         | 24         | 21         | 6         | 1         | 11         | 18         | 1         | 1        | .296        |
| 2014 | Montgomery           | 2-6          | 3.68        | 46         | 0         | 0        | 0        | 6         | 71.0         | 69         | 32         | 29         | 6         | 0         | 22         | 80         | 1         | 0        | .253        |
| 2015 | Durham               | 2-1          | 5.24        | 20         | 4         | 0        | 0        | 1         | 46.1         | 50         | 28         | 27         | 5         | 1         | 15         | 44         | 1         | 0        | .278        |
|      | TAMPA BAY            | 3-1          | 2.31        | 17         | 0         | 0        | 0        | 0         | 23.1         | 16         | 7          | 6          | 4         | 1         | 10         | 18         | 0         | 0        | .198        |
|      | Charlotte+           | 0-0          | 7.71        | 2          | 2         | 0        | 0        | 0         | 4.2          | 8          | 6          | 4          | 2         | 0         | 0          | 1          | 0         | 0        | .364        |
| 2016 | Durham               | 0-1          | 8.44        | 6          | 0         | 0        | 0        | 0         | 5.1          | 8          | 5          | 5          | 0         | 0         | 5          | 10         | 0         | 0        | .348        |
|      | Charlotte            | 0-0          | 2.25        | 3          | 0         | 0        | 0        | 0         | 4.0          | 2          | 1          | 1          | 0         | 0         | 1          | 4          | 0         | 0        | .143        |
|      | Montgomery           | 0-2          | 9.00        | 4          | 0         | 0        | 0        | 0         | 5.0          | 6          | 6          | 5          | 1         | 1         | 3          | 7          | 1         | 0        | .273        |
| 2019 | Sugar Land (Ind.)    | 0-0          | 0.00        | 1          | 0         | 0        | 0        | 0         | 1.0          | 0          | 0          | 0          | 0         | 0         | 3          | 0          | 0         | 0        | .000        |
|      | Tampa                | 1-0          | 6.43        | 4          | 0         | 0        | 0        | 0         | 7.0          | 7          | 5          | 5          | 0         | 1         | 3          | 8          | 3         | 0        | .259        |
|      | Trenton              | 2-0          | 5.28        | 21         | 0         | 0        | 0        | 0         | 30.2         | 33         | 20         | 18         | 4         | 2         | 8          | 27         | 2         | 0        | .280        |
| 2020 | Did not pitch        |              |             |            |           |          |          |           |              |            |            |            |           |           |            |            |           |          |             |
| 2021 | Pensacola            | 0-1          | 0.00        | 4          | 0         | 0        | 0        | 0         | 3.1          | 1          | 1          | 0          | 0         | 1         | 2          | 4          | 1         | 0        | .100        |
|      | Jacksonville         | 1-2          | 1.52        | 26         | 0         | 0        | 0        | 11        | 29.2         | 15         | 7          | 5          | 2         | 3         | 10         | 38         | 1         | 0        | .149        |
|      | MIAMI                | 0-0          | 13.50       | 3          | 0         | 0        | 0        | 0         | 3.1          | 6          | 5          | 5          | 0         | 0         | 2          | 4          | 0         | 0        | .353        |
| 2022 | Lehigh Valley        | 0-0          | 0.00        | 2          | 0         | 0        | 0        | 0         | 1.1          | 2          | 0          | 0          | 0         | 1         | 0          | 3          | 1         | 0        | .400        |
|      | PHILLIES             | 4-4          | 3.31        | 59         | 1         | 0        | 0        | 2         | 54.1         | 47         | 25         | 20         | 5         | 1         | 25         | 78         | 1         | 0        | .234        |
|      | <b>Minors Totals</b> | <b>28-30</b> | <b>3.77</b> | <b>254</b> | <b>36</b> | <b>0</b> | <b>0</b> | <b>26</b> | <b>547.0</b> | <b>498</b> | <b>260</b> | <b>229</b> | <b>43</b> | <b>22</b> | <b>173</b> | <b>550</b> | <b>23</b> | <b>3</b> | <b>.250</b> |
|      | <b>AL Totals</b>     | <b>3-1</b>   | <b>2.31</b> | <b>17</b>  | <b>0</b>  | <b>0</b> | <b>0</b> | <b>0</b>  | <b>23.1</b>  | <b>16</b>  | <b>7</b>   | <b>6</b>   | <b>4</b>  | <b>1</b>  | <b>10</b>  | <b>18</b>  | <b>0</b>  | <b>0</b> | <b>.198</b> |
|      | <b>NL Totals</b>     | <b>4-4</b>   | <b>3.90</b> | <b>62</b>  | <b>1</b>  | <b>0</b> | <b>0</b> | <b>2</b>  | <b>57.2</b>  | <b>53</b>  | <b>30</b>  | <b>25</b>  | <b>5</b>  | <b>1</b>  | <b>27</b>  | <b>82</b>  | <b>1</b>  | <b>0</b> | <b>.243</b> |
|      | <b>ML Totals</b>     | <b>7-5</b>   | <b>3.44</b> | <b>79</b>  | <b>1</b>  | <b>0</b> | <b>0</b> | <b>2</b>  | <b>81.0</b>  | <b>69</b>  | <b>37</b>  | <b>31</b>  | <b>9</b>  | <b>2</b>  | <b>37</b>  | <b>100</b> | <b>1</b>  | <b>0</b> | <b>.231</b> |

+ Rehab assignment

## BELLATTI'S WILD CARD SERIES STATISTICS

| YEAR | CLUB, OPP | W-L           | ERA | G | GS | CG | SHO | SV | IP | H | R | ER | HR | HB | BB | SO | WP | BK | AVG |
|------|-----------|---------------|-----|---|----|----|-----|----|----|---|---|----|----|----|----|----|----|----|-----|
| 2022 | PHI, STL  | Did not pitch |     |   |    |    |     |    |    |   |   |    |    |    |    |    |    |    |     |

## BELLATTI'S DIVISION SERIES STATISTICS

| YEAR | CLUB, OPP | W-L | ERA  | G | GS | CG | SHO | SV | IP  | H | R | ER | HR | HB | BB | SO | WP | BK | AVG  |
|------|-----------|-----|------|---|----|----|-----|----|-----|---|---|----|----|----|----|----|----|----|------|
| 2022 | PHI, ATL  | 0-0 | 3.38 | 3 | 0  | 0  | 0   | 0  | 2.2 | 2 | 1 | 1  | 1  | 0  | 0  | 3  | 0  | 0  | .200 |

## BELLATTI'S LEAGUE CHAMPIONSHIP SERIES STATISTICS

| YEAR | CLUB, OPP | W-L | ERA  | G | GS | CG | SHO | SV | IP  | H | R | ER | HR | HB | BB | SO | WP | BK | AVG  |
|------|-----------|-----|------|---|----|----|-----|----|-----|---|---|----|----|----|----|----|----|----|------|
| 2022 | PHI, SD   | 0-0 | 0.00 | 2 | 0  | 0  | 0   | 0  | 1.1 | 0 | 0 | 0  | 0  | 0  | 1  | 3  | 0  | 0  | .000 |

## BELLATTI'S WORLD SERIES STATISTICS

| YEAR | CLUB, OPP | W-L | ERA  | G | GS | CG | SHO | SV | IP  | H | R | ER | HR | HB | BB | SO | WP | BK | AVG  |
|------|-----------|-----|------|---|----|----|-----|----|-----|---|---|----|----|----|----|----|----|----|------|
| 2022 | PHI, HOU  | 0-0 | 0.00 | 3 | 0  | 0  | 0   | 0  | 3.0 | 0 | 0 | 0  | 0  | 0  | 0  | 3  | 0  | 0  | .000 |

## BELLATTI'S CAREER TRANSACTIONS

- Selected by Tampa Bay Rays in 12th round of 2009 MLB Draft
- On injured list with right shoulder tendinitis, June 10-July 7, 2015; included rehab assignment to Charlotte, June 30-July 7
- Signed by Baltimore Orioles as a minor league free agent, March 13, 2017
- Signed by New York Yankees as a minor league free agent, April 29, 2019
- Signed by Miami Marlins as a minor league free agent, May 30, 2021
- Signed by Philadelphia as a minor league free agent, November 19, 2021

## BELLATTI'S CAREER FIELDING

| POSITION | PCT  | G  | PO | A | E | TC | DP |
|----------|------|----|----|---|---|----|----|
| Pitcher  | .667 | 79 | 1  | 5 | 3 | 9  | 1  |

## BELLATTI'S GAME HIGHS

**LOW-HIT CG:** N/A... **SHUTOUTS:** N/A... **STRIKEOUTS:** 4 – 2 times, last: 8/29/22 at ARI... **WALKS:** 3 – 3 times, last: 9/15/22 at MIA... **LONGEST OUTING:** 3.1 inn. – 5/9/15 vs TEX... **WINNING STREAK:** 2 games – 3 times, last: 8/10-9/21/22... **LOSING STREAK:** 3 games – 5/30-6/28/22... **SCORELESS STREAK:** 8.2 inn. – 9/2-24/22





# ALEC BOHM

Third Baseman

28

@alecbohm

**B-T:** R-R

**HT:** 6-5; **WT:** 225

**OPENING DAY AGE:** 26

**BORN:** August 3, 1996, Omaha, NE

**RESIDES:** Clearwater, FL

**ML SERVICE:** 2 years, 106 days

**HOW OBTAINED:** Selected by Phillies in 1st round (3rd overall) of 2018 MLB Draft

## 2022

- Among all NL players, ranked 1st in SF (10), 4th in singles (124), T-8th in multi-hit games (46), 9th in AVG (.280) & hits (164) and 10th in AB (586)
- His 10 sacrifice flies were the most by a Phillie in a season since 2001, when Scott Rolen had 12
- Tied Kyle Schwarber for the team lead in go-ahead RBI (21)
- Posted a .352/.394/.541 slash line (.935 OPS) in 175 PA against LHP
- Per Statcast data, his .290 xBA (expected batting average) ranked in the 98th percentile among qualifying ML hitters
- Made his second career Opening Day roster (also: 2021)
- Batted leadoff for the first time in his career on 5/4 vs TEX
- Slugged his first career game-tying HR in the ninth inning or later of a game on 6/7 at MIL (Josh Hader)
- Recorded his first career multi-HR game on 7/8 at STL with a pair of solo homers against Adam Wainwright
- Was on the restricted list, 7/12-13
- Had a career-high 14-game hitting streak from 7/8-29, during which he posted a .471/.491/.647 slash line (1.138 OPS)
- Led MLB with a .434 AVG in July (min. 50 PA); became the first Phillies player to hit over .430 in any calendar month (min. 50 PA) since Pat Burrell hit .435 in July 2007
- On 8/21 vs NYM, logged his second career multi-HR game (other: 7/8 at STL) and collected a career-high six RBI
- His 19 RBI in August were his most ever in a single calendar month (previous: 16 RBI in September 2020)
- Hit .301 (100-332) in his final 84 games of the regular season (beginning 6/24); his .301 AVG in that span ranked 5th in the NL (min. 275 PA)
- From 7/5-end of the regular season, slashed .321/.352/.487 (.839 OPS) in 88 PA with RISP
- Made his first career postseason appearance in Game 1 of the NLWCS at STL on 10/7 (started at 3rd base; 1-3, 2B, RBI, HBP)
- Became just the second player in franchise history age 26 or younger to collect an XBH in his postseason debut, joining Greg Luzinski (25), who doubled in Game 1 of the NLCS on 10/9/76 vs CIN
- Made his first career WS appearance in Game 1 on 10/28 at HOU (1-5, 2B, 2 RBI) and became the youngest Phillie (26 years, 86 days) ever with multiple RBI in a WS game
- His HR in Game 3 of the WS vs HOU (Lance McCullers Jr.) on 11/1 was the 1,000th HR hit in the history of the Fall Classic
- Hit safely in five of his six World Series games
- His six extra-base hits in the postseason were the most in franchise history by a 3rd baseman (primary position) in a single postseason

## 2021

- Made his first career Opening Day roster
- Was the Phillies' nominee for the Roberto Clemente Award
- Had an eight-game hitting streak (.379), 6/8-16
- Walked 12 times in 14 games from 6/28-7/24
- Had a career-high three walks on 6/29 vs MIA
- Batted .320 (24-75) with an .880 OPS in 23 games (85 PA) from 7/5-8/8
- Was on the COVID-related IL, 7/11-22, and appeared in one game on a rehab assignment with Lehigh Valley (AAA)
- Was optioned to Lehigh Valley, 8/22, and recalled on 9/28; batted .429 (6-14) with three doubles, one HR and two RBI in his last three games with Lehigh Valley (9/24-26)
- Posted a .289/.358/.438 slash line in 137 plate appearances against LHP

## 2020

- Finished T-2nd (74 points) for NL Rookie of the Year as voted on by the Baseball Writers' Association of America
- Was a finalist for MLBPA's NL Outstanding Rookie of the Year
- Selected to MLB All-Rookie team by *Baseball America*
- Ranked T-9th in the NL in multi-hit games (18)
- Among all NL rookies, finished 1st in hits (54), multi-hit games (18) & RBI (23), T-1st in GA RBI (4), GW RBI (4) & SF (2), 2nd in doubles (11), runs (24), total bases (77) & XBH (15), 4th in BB (16), T-4th in HR (4) and 6th in games (44)
- Among all ML rookies (min. 165 PA), finished 1st in AVG (.338), OBP (.400), SLG (.481) and OPS (.881)
- His 138 OPS+ was the 2nd-highest in franchise history by a rookie infielder (min. 180 PA) behind only Dick Allen's 163 OPS+ in 1964
- Batted .452 (19-42), 3 2B, 18 RBI, 8 BB, 2 SF and a 1.043 OPS with RISP
- His .452 AVG with RISP ranked 1st in MLB (min. 35 PA)
- Ranked 5th in the majors with a .338 AVG (min. 180 PA)
- Had his contract selected by the Phillies, 8/13
- Made his ML debut on 8/13 vs BAL and started at 3rd base (1-4, 2B); doubled off Thomas Eshelman in his first ML plate appearance
- Slugged his first career HR, 8/23 at ATL (Josh Tomlin)
- Had the 2nd-highest OBP (.462) by a Phillies player through 10 games to begin a career since 1900 (min. 35 PA), trailing only Pinky May (.525 OBP) in 1939
- Slashed .333/.404/.489 in his first 40 career games
- Hit safely in 18 of his final 20 games of the season (.392 AVG; beginning 9/10), including 11 multi-hit games in that span

- His 40 hits in September ranked 2nd in MLB, trailing only ATL's Marcell Ozuna (41)
- Became the first Phillies rookie with at least 40 hits in a calendar month since Marlon Byrd (40) in July 2003
- Made 44 starts: 37 at 3rd base, six at 1st base and one as the designated hitter

**2019**

- Won the Paul Owens Award as the best player in the Phillies minor league system
- Among all Phillies minor leaguers (min. 375 PA), finished 1st in OBP (.378), SLG (.518) & OPS (.896), T-1st in HR, 2nd in AVG (min. 375 PA), hits, RBI & runs scored, T-2nd in doubles and T-4th in walks
- In the All-Star Futures Game at Progressive Field, started at 3rd base and batted cleanup for the NL Team
- Selected as a Florida State League midseason All-Star, despite playing in only 40 games with Clearwater (A)
- Named Phillies Minor League Hitter of the Month for April and Phillies Minor League Defender of the Month for May
- Chosen as Phillies Minor League Co-Player of the Week, 4/22-28
- Began season with Lakewood (A), where he reached base safely in 21 of his 22 games
- Finished the year at Reading (AA), helping the club clinch the Eastern Division second-half title
- Ranked T-1st in the Eastern League in HR (11) following the league's All-Star break
- Defensively in the regular season, made 82 starts at 3rd base and 23 at 1st base
- Following the season, played for Scottsdale in the Arizona Fall League and slashed .361/.397/.528 in 19 games
- Chosen to participate in the AFL's Fall Stars Game
- Played for the United States in the World Baseball Softball Confederation's Premier 12 tournament
- Selected to *Baseball America's* Minor League All-Star Second Team
- Following the season, was named the No. 2 prospect in the Phillies minor league system and No. 28 in baseball by *Baseball America*

**2018**

- Began professional career with Gulf Coast League Phillies West (R)
- Tripled in his first pro game, 6/19 vs GCL Yankees East
- Spent majority of the season with Williamsport (A)
- Was on the injured list from 7/12-8/19 with a left shin contusion; included rehab assignments at GCL Phillies East and West
- At Williamsport, hit .342 (13-38), 2B, 3B and 12 RBI with RISP



- Batted .289 (11-38) over his final 10 games of the season
- Participated in Florida Instructional League
- Following the season, was named the No. 2 prospect in the Phillies minor league system by *Baseball America*

**PERSONAL**

Alec Daniel Bohm... 2015 graduate of Roncalli Catholic High School (NE)... Attended Wichita State University (KS)... Batted .339 (76-224), 14 2B, 3B, 16 HR, 55 RBI, 39 BB, 57 R, 9 SB, .436 OBP and .625 SLG during his junior season at Wichita State... At the time Wichita State's season ended, led the American Athletic Conference in home runs, pacing the Shockers for the second straight year; also led the AAC in runs, tied for first in total bases (140) and finished in the top five in hits, RBI, OBP and SLG... Named a *Baseball America* Second-Team All-American, as well as a semifinalist for both the Dick Howser Trophy (given to the nation's college player of the year) and the Golden Spikes Award... Left Wichita State with a career .317 AVG, 40 2B, 33 HR and 125 RBI in 166 games over three seasons... **Hobbies:** Playing video games, going to the beach, hanging out with friends and watching sports... **Signed by:** Justin Munson

**ALEC BOHM'S CAREER STATISTICS**

| YEAR                 | CLUB           | AVG         | G          | AB          | R          | H          | 2B        | 3B       | HR        | RBI        | SH       | SF        | HP       | BB        | SO         | SB        | CS       | OBP         | SLG         | OPS         | E         |
|----------------------|----------------|-------------|------------|-------------|------------|------------|-----------|----------|-----------|------------|----------|-----------|----------|-----------|------------|-----------|----------|-------------|-------------|-------------|-----------|
| 2018                 | GCL Phillies-W | .391        | 7          | 23          | 8          | 9          | 1         | 1        | 0         | 3          | 0        | 0         | 2        | 2         | 0          | 2         | 0        | .481        | .522        | 1.003       | 1         |
|                      | Williamsport   | .224        | 29         | 107         | 9          | 24         | 5         | 1        | 0         | 12         | 0        | 0         | 4        | 10        | 19         | 1         | 0        | .314        | .290        | .604        | 8         |
|                      | GCL Phillies-E | .222        | 4          | 9           | 0          | 2          | 0         | 0        | 0         | 2          | 0        | 1         | 0        | 0         | 4          | 0         | 0        | .200        | .222        | .422        | 0         |
| 2019                 | Lakewood       | .367        | 22         | 79          | 13         | 29         | 9         | 0        | 3         | 11         | 0        | 2         | 0        | 12        | 14         | 3         | 0        | .441        | .595        | 1.036       | 3         |
|                      | Clearwater     | .329        | 40         | 158         | 25         | 52         | 10        | 3        | 4         | 27         | 0        | 1         | 1        | 17        | 21         | 1         | 2        | .395        | .506        | .902        | 2         |
|                      | Reading        | .269        | 63         | 238         | 38         | 64         | 11        | 1        | 14        | 42         | 0        | 3         | 1        | 28        | 38         | 2         | 2        | .344        | .500        | .844        | 9         |
| 2020                 | PHILLIES       | .338        | 44         | 160         | 24         | 54         | 11        | 0        | 4         | 23         | 0        | 2         | 2        | 16        | 36         | 1         | 1        | .400        | .481        | .881        | 4         |
| 2021                 | PHILLIES       | .247        | 115        | 380         | 46         | 94         | 15        | 0        | 7         | 47         | 0        | 4         | 2        | 31        | 111        | 4         | 0        | .305        | .342        | .647        | 16        |
|                      | Lehigh Valley  | .271        | 15         | 59          | 8          | 16         | 5         | 0        | 1         | 6          | 0        | 1         | 1        | 7         | 15         | 3         | 1        | .353        | .407        | .760        | 2         |
| 2022                 | PHILLIES       | .280        | 152        | 586         | 79         | 164        | 24        | 3        | 13        | 72         | 0        | *10       | 4        | 31        | 110        | 2         | 3        | .315        | .398        | .713        | 13        |
| <b>Minors Totals</b> |                | <b>.291</b> | <b>180</b> | <b>673</b>  | <b>101</b> | <b>196</b> | <b>41</b> | <b>6</b> | <b>22</b> | <b>103</b> | <b>0</b> | <b>8</b>  | <b>9</b> | <b>76</b> | <b>111</b> | <b>12</b> | <b>5</b> | <b>.367</b> | <b>.468</b> | <b>.835</b> | <b>25</b> |
| <b>ML</b>            | <b>Totals</b>  | <b>.277</b> | <b>311</b> | <b>1126</b> | <b>149</b> | <b>312</b> | <b>50</b> | <b>3</b> | <b>24</b> | <b>142</b> | <b>0</b> | <b>16</b> | <b>8</b> | <b>78</b> | <b>257</b> | <b>7</b>  | <b>4</b> | <b>.324</b> | <b>.391</b> | <b>.715</b> | <b>33</b> |

\* League leader



### BOHM'S WILD CARD SERIES STATISTICS

| YEAR | CLUB, OPP | AVG  | G | AB | R | H | 2B | 3B | HR | RBI | SH | SF | HP | BB | SO | SB | CS | OBP  | SLG  | OPS   | E |
|------|-----------|------|---|----|---|---|----|----|----|-----|----|----|----|----|----|----|----|------|------|-------|---|
| 2022 | PHI, STL  | .400 | 2 | 5  | 1 | 2 | 2  | 0  | 0  | 1   | 0  | 0  | 1  | 2  | 0  | 0  | 1  | .625 | .800 | 1.425 | 0 |

### BOHM'S DIVISION SERIES STATISTICS

| YEAR | CLUB, OPP | AVG  | G | AB | R | H | 2B | 3B | HR | RBI | SH | SF | HP | BB | SO | SB | CS | OBP  | SLG  | OPS  | E |
|------|-----------|------|---|----|---|---|----|----|----|-----|----|----|----|----|----|----|----|------|------|------|---|
| 2022 | PHI, ATL  | .133 | 4 | 15 | 1 | 2 | 0  | 0  | 0  | 2   | 0  | 1  | 0  | 0  | 2  | 0  | 0  | .125 | .133 | .258 | 1 |

### BOHM'S LEAGUE CHAMPIONSHIP SERIES STATISTICS

| YEAR | CLUB, OPP | AVG  | G | AB | R | H | 2B | 3B | HR | RBI | SH | SF | HP | BB | SO | SB | CS | OBP  | SLG  | OPS  | E |
|------|-----------|------|---|----|---|---|----|----|----|-----|----|----|----|----|----|----|----|------|------|------|---|
| 2022 | PHI, SD   | .176 | 5 | 17 | 2 | 3 | 1  | 0  | 0  | 2   | 0  | 0  | 1  | 0  | 7  | 0  | 0  | .222 | .235 | .457 | 1 |

### BOHM'S WORLD SERIES STATISTICS

| YEAR | CLUB, OPP | AVG  | G | AB | R | H | 2B | 3B | HR | RBI | SH | SF | HP | BB | SO | SB | CS | OBP  | SLG  | OPS  | E |
|------|-----------|------|---|----|---|---|----|----|----|-----|----|----|----|----|----|----|----|------|------|------|---|
| 2022 | PHI, HOU  | .286 | 6 | 21 | 2 | 6 | 2  | 0  | 1  | 3   | 0  | 0  | 0  | 2  | 7  | 0  | 0  | .348 | .524 | .872 | 0 |

### BOHM'S CAREER TRANSACTIONS

- Selected by Philadelphia in 1st round (3rd overall) of 2018 MLB Draft
- On COVID-related injured list, July 11-22, 2021; included rehab assignment to Lehigh Valley on July 22

### BOHM'S CAREER FIELDING

| POSITION   | PCT  | G   | PO  | A   | E  | TC  | DP |
|------------|------|-----|-----|-----|----|-----|----|
| First base | .993 | 24  | 133 | 7   | 1  | 141 | 9  |
| Third base | .953 | 276 | 185 | 459 | 32 | 676 | 45 |

### BOHM'S GAME HIGHS

**HITS:** 4 – 2 times, last: 7/31/22 at PIT... **RUNS:** 3 – 4 times, last: 8/31/22 at ARI... **DOUBLES:** 2 – 6/25/22 at SD... **TRIPLES:** 1...  
**HOME RUNS:** 2 – 2 times, last: 8/21/22 vs NYM... **RBI:** 6 – 8/21/22 vs NYM... **WALKS:** 3 – 6/29/21 vs MIA... **STOLEN BASES:** 1...  
**HITTING STREAK:** 14 games – 7/8-29/22





# BEN BOWDEN

## Left-Handed Pitcher

**51**

**B-T:** L-L  
**HT:** 6-4; **WT:** 249  
**OPENING DAY AGE:** 28  
**BORN:** October 21, 1994, Lynn, MA  
**RESIDES:** Boston, MA  
**ML SERVICE:** 1 year  
**HOW OBTAINED:** Signed by Phillies as a minor league free agent, 1/19/23

@benbowden16  
 @B\_Bizzy\_16

**Non-Roster Invitee**

### 2022

- Began season with Albuquerque (AAA) in COL's system
- Claimed off waivers by TB on 4/29 and assigned to Durham (AAA)
- Traded to SF on 7/23 and assigned to Sacramento (AAA)
- Averaged 11.86 SO/9.0 IP (76 SO, 57.2 IP) over 50 relief appearances at the triple-A level between the three clubs

### 2021

- Made his first Opening Day roster
- Made 39 appearances across four stints with COL
- Made his ML debut on 4/2 vs LAD
- On injured list with a left shoulder strain, 5/16-30
- Posted 12 scoreless appearances with Albuquerque throughout the season

### 2020

- Attended ML spring training with COL and spent the season at the club's alternate training site in Denver

### 2019

- Pitched for the U.S. Team in the All-Star Futures Game at Progressive Field
- Attended ML spring training with COL as a non-roster invitee
- Began season with Hartford (AA), going 20-for-20 in save opportunities
- Promoted to Albuquerque on 6/20 for the remainder of the season

### 2018

- Split season between Asheville (A) and Lancaster (A)
- Combined to go 7-2 with a 3.98 ERA (23 ER, 52.0 IP) in 49 appearances
- On the IL, 7/20-28, with a low back injury

### 2017

- Missed the entire season with a left shoulder injury

### 2016

- Began pro career with Asheville
- Posted a 0.82 ERA (1 ER, 11.0 IP) in 11 August appearances
- Had a 0.63 ERA (1 ER, 14.1 IP) on the road

### PERSONAL

Benjamin Douglas Bowden (pronounced BOE-den)... Attended Vanderbilt University (TN), advancing to the NCAA Tournament three times, including twice to the College World Series... Member of the 2014 national championship runners-up, along with Dansby Swanson, Walker Buehler and Carson Fulmer... 2013 graduate of Lynn English High School (MA)... Named 2011 Massachusetts High School Gatorade Player of the Year... **Hobbies:** Playing video games, taking road trips, fishing and camping... **Signed by:** Scott Corman

### BEN BOWDEN'S CAREER STATISTICS

| YEAR                 | CLUB                    | W-L         | ERA         | G          | GS       | CG       | SHO      | SV        | IP           | H          | R         | ER        | HR        | HB       | BB        | SO         | WP        | BK       | AVG         |
|----------------------|-------------------------|-------------|-------------|------------|----------|----------|----------|-----------|--------------|------------|-----------|-----------|-----------|----------|-----------|------------|-----------|----------|-------------|
| 2016                 | Asheville               | 0-1         | 3.04        | 26         | 0        | 0        | 0        | 0         | 23.2         | 23         | 8         | 8         | 1         | 0        | 15        | 29         | 4         | 0        | .261        |
| 2017                 | Injured – Did not pitch |             |             |            |          |          |          |           |              |            |           |           |           |          |           |            |           |          |             |
| 2018                 | Asheville               | 3-0         | 3.52        | 15         | 0        | 0        | 0        | 0         | 15.1         | 17         | 6         | 6         | 2         | 1        | 5         | 25         | 1         | 0        | .274        |
|                      | Lancaster               | 4-2         | 4.17        | 34         | 0        | 0        | 0        | 0         | 36.2         | 35         | 21        | 17        | 6         | 0        | 15        | 53         | 4         | 0        | .245        |
| 2019                 | Hartford                | 0-0         | 1.05        | 26         | 0        | 0        | 0        | 20        | 25.2         | 8          | 3         | 3         | 1         | 0        | 7         | 42         | 0         | 0        | .096        |
|                      | Albuquerque             | 1-3         | 5.88        | 22         | 0        | 0        | 0        | 1         | 26.0         | 29         | 18        | 17        | 4         | 0        | 17        | 37         | 1         | 1        | .274        |
| 2020                 | Did not pitch           |             |             |            |          |          |          |           |              |            |           |           |           |          |           |            |           |          |             |
| 2021                 | COLORADO                | 3-2         | 6.56        | 39         | 0        | 0        | 0        | 0         | 35.2         | 44         | 30        | 26        | 6         | 1        | 21        | 42         | 1         | 0        | .288        |
|                      | Albuquerque             | 1-0         | 0.00        | 12         | 0        | 0        | 0        | 2         | 11.2         | 2          | 0         | 0         | 0         | 0        | 4         | 17         | 1         | 0        | .056        |
| 2022                 | Albuquerque             | 0-0         | 8.22        | 7          | 0        | 0        | 0        | 0         | 7.2          | 6          | 7         | 7         | 1         | 0        | 6         | 11         | 3         | 0        | .222        |
|                      | Durham                  | 4-0         | 2.45        | 21         | 0        | 0        | 0        | 0         | 22.0         | 19         | 8         | 6         | 2         | 0        | 14        | 24         | 1         | 0        | .232        |
|                      | Sacramento              | 1-1         | 7.07        | 22         | 0        | 0        | 0        | 0         | 28.0         | 24         | 22        | 22        | 8         | 1        | 15        | 41         | 3         | 0        | .229        |
| <b>Minors Totals</b> |                         | <b>14-7</b> | <b>3.94</b> | <b>185</b> | <b>0</b> | <b>0</b> | <b>0</b> | <b>23</b> | <b>196.2</b> | <b>163</b> | <b>93</b> | <b>86</b> | <b>25</b> | <b>2</b> | <b>98</b> | <b>279</b> | <b>18</b> | <b>1</b> | <b>.223</b> |
| <b>ML</b>            | <b>Totals</b>           | <b>3-2</b>  | <b>6.56</b> | <b>39</b>  | <b>0</b> | <b>0</b> | <b>0</b> | <b>0</b>  | <b>35.2</b>  | <b>44</b>  | <b>30</b> | <b>26</b> | <b>6</b>  | <b>1</b> | <b>21</b> | <b>42</b>  | <b>1</b>  | <b>0</b> | <b>.288</b> |

2023 PHILLIES

## BOWDEN'S CAREER TRANSACTIONS

- Selected by Colorado Rockies in 2nd round of 2016 MLB Draft
- On injured list with a left shoulder strain, May 16-30, 2021
- Claimed off waivers by Tampa Bay Rays, April 29, 2022
- Traded to San Francisco Giants for cash, July 23, 2022
- Signed by Philadelphia as a minor league free agent, January 19, 2023

## BOWDEN'S CAREER FIELDING

| POSITION | PCT   | G  | PO | A | E | TC | DP |
|----------|-------|----|----|---|---|----|----|
| Pitcher  | ..500 | 39 | 0  | 1 | 1 | 2  | 0  |

## BOWDEN'S GAME HIGHS

**LOW-HIT CG:** N/A... **SHUTOUTS:** N/A... **STRIKEOUTS:** 4 – 7/28/21 at LAA... **WALKS:** 3 – 6/17/21 vs MIL... **LONGEST OUTING:** 2.0 inn. – 2 times, last: 8/3/21 vs CHI... **WINNING STREAK:** 3 games – 5/4/21-current... **LOSING STREAK:** 2 games – 4/6-10/21... **SCORELESS STREAK:** 4.2 inn. – 7/26-8/3/21





# CONNOR BROGDON

Right-Handed Pitcher

75

**B-T:** R-R

**HT:** 6-6; **WT:** 205

**OPENING DAY AGE:** 28

**BORN:** January 29, 1995, Clovis, CA

**RESIDES:** Madera, CA

**ML SERVICE:** 2 years, 67 days

**HOW OBTAINED:** Selected by Phillies in 10th round of 2017 MLB Draft

@connorbrogdon  
 @ConnorBrogdon

2023 PHILLIES

## 2022

- Made his second consecutive Opening Day roster
- Was optioned to Lehigh Valley (AAA) on 4/13 and recalled on 5/8 after posting a 1.35 ERA (1 ER, 6.2 IP) in seven appearances
- On the COVID-related IL, 6/25-7/14; included a rehab assignment to Lehigh Valley, 7/7-14
- Began the season with a 2.70 ERA (10 ER, 33.1 IP) in his first 36 appearances, which included a 1.05 ERA (3 ER, 25.2 IP) in 26 appearances from the time of his recall on 5/8 through 8/20
- His 1.05 ERA from 5/8-8/20 was 7th among all pitchers with at least 20.0 IP in that span
- His 4.55 SO/BB was best among all Phillies relievers (50 SO, 11 BB) and 12th among NL relievers
- Issued just six walks to his final 152 batters faced (3.9% walk rate)
- Posted a 1.89 ERA (4 ER, 19.0 IP) in his 20 road appearances
- Was on the Phillies postseason roster for each of the four rounds
- Posted a 2.08 ERA (2 ER, 8.2 IP), 2 BB, 13 SO, 0 HR in seven postseason appearances; in his final six, tossed 8.1 scoreless innings, 4 H, 0 BB (0.48 WHIP), 13 SO

## 2021

- Made his first career Opening Day roster
- Had a 2.53 ERA (16 ER, 57.0 IP) in 55 of his 56 appearances (allowed 6 ER in 0.2 IP, 4/20 vs SF)
- Had a 1.19 ERA (4 ER, 30.1 IP), 0.76 WHIP, 1 HR in 30 road appearances and was tied for the 4th-lowest road ERA in MLB (min. 30.0 IP)
- Became the first Phillies reliever in the modern era (since 1900) to win his first three appearances of a season
- Had a 15.1-inning scoreless streak, 9/13/20-4/20/21, during which he allowed four hits, four walks and had 21 strikeouts
- Earned his first career ML save on 6/5 vs WSH
- On COVID-related IL, 7/11-16, and the 10-day IL, 7/31-8/10, with right elbow tendinitis
- Made his first career start on 8/11 vs LAD
- Was on the 10-day IL, 9/13-26, with a right groin strain; included rehab assignment to Lehigh Valley on 9/26
- Went back on the IL on 10/1 for the remainder of the season with right groin tightness
- In his final 21 appearances, had a 2.19 ERA (6 ER, 24.2 IP), 0.97 WHIP (6 BB, 18 H) and held opponents to a .200 AVG (18-90)
- In 13 appearances pitching on zero days' rest, had a 0.66 ERA (1 ER, 13.2 IP), 7 H, 1 BB, 13 SO

## 2020

- Was a non-roster invitee to ML spring training
- Had his contract selected on 8/11 from Lehigh Valley and made his ML debut, 8/13 vs BAL
- Earned his first ML win on 9/18 vs TOR (gm 2)
- Tossed 8.2 scoreless innings with one hit allowed and 14 strikeouts in his final six appearances
- His 8.2-inning scoreless streak (9/13-end of season) was the longest by a Phillies reliever during the season
- Struck out each of his final six batters, becoming the only Phillies reliever ever to strike out all three batters faced in consecutive appearances and the only reliever in MLB to do so during the year
- Opponents were just 5-for-39 (.128) against him and had one hit in their final 27 at-bats (.037 AVG)
- Had four stints with the Phillies: 8/11-22, 9/7-9, 9/13, 9/16-end of season

## 2019

- Opened the season with Clearwater (A)
- Promoted to Reading (AA) on 5/9
- Finished the season with Lehigh Valley
- Overall in 51 relief appearances, posted a 2.61 ERA and 0.92 WHIP, held opponents to a .173 AVG and averaged 12.55 SO/9.0 IP (106 SO, 76.0 IP)
- Recorded at least one SO in 47 games and multiple SO in 32 relief appearances
- Tossed 2.0 innings or more in 20 of his games

## 2018

- Named Phillies Minor League Co-Pitcher of the Month for July (8 G, 2-1, 2 SV, 0.00 ERA, 12.0 IP, 16 SO)
- Selected as Phillies Minor League Pitcher of the Week, 8/6-12
- Spent entire season with Lakewood (A)
- Posted a 61.0-inning homerless streak from 4/16 through the eighth inning on 8/17
- Did not allow an earned run for 22.0 consecutive innings from 6/25 to the eighth inning on 8/17
- Went 4-1 with a 1.42 ERA (6 ER, 38.0 IP), 51 SO, .194 OPP AVG and converted all five of his save opportunities in 24 games as a reliever

## 2017

- Began professional career with Williamsport (A)
- Among qualifying New York-Penn League relievers, ranked 3rd in OPP AVG and 5th in SO/9.0 IP (11.68)
- Registered multiple strikeouts in 11 of his 16 relief outings, including four games with five strikeouts
- Held opponents to a .125 AVG (2-16) with RISP and two outs
- Participated in Florida Instructional League

## PERSONAL

Connor Michael Brogdon... 2013 graduate of Liberty High School (CA)... 2017 graduate of Lewis-Clark State College (ID)... Also attended Fresno City College (CA)...

**Hobbies:** Mountain biking, playing video games and playing pick-up basketball... **Signed by:** Hilton Richardson

## CONNOR BROGDON'S CAREER STATISTICS

| YEAR                 | CLUB           | W-L         | ERA         | G          | GS       | CG       | SHO      | SV        | IP           | H          | R         | ER        | HR        | HB       | BB        | SO         | WP        | BK       | AVG         |
|----------------------|----------------|-------------|-------------|------------|----------|----------|----------|-----------|--------------|------------|-----------|-----------|-----------|----------|-----------|------------|-----------|----------|-------------|
| 2017                 | Williamsport   | 3-1         | 2.34        | 16         | 0        | 0        | 0        | 3         | 34.2         | 22         | 10        | 9         | 2         | 2        | 18        | 45         | 0         | 0        | .177        |
| 2018                 | Lakewood       | 5-3         | 2.47        | 31         | 7        | 0        | 0        | 5         | 69.1         | 59         | 21        | 19        | 3         | 3        | 16        | 79         | 0         | 0        | .228        |
| 2019                 | Clearwater     | 2-0         | 1.80        | 10         | 0        | 0        | 0        | 0         | 20.0         | 11         | 6         | 4         | 1         | 1        | 5         | 23         | 2         | 0        | .164        |
|                      | Reading        | 1-1         | 2.66        | 15         | 0        | 0        | 0        | 2         | 23.2         | 12         | 8         | 7         | 4         | 0        | 7         | 39         | 2         | 0        | .150        |
|                      | Lehigh Valley  | 3-1         | 3.06        | 26         | 0        | 0        | 0        | 2         | 32.1         | 23         | 12        | 11        | 4         | 1        | 12        | 44         | 4         | 0        | .193        |
| 2020                 | PHILLIES       | 1-0         | 3.97        | 9          | 0        | 0        | 0        | 0         | 11.1         | 5          | 5         | 5         | 3         | 0        | 5         | 17         | 0         | 0        | .128        |
| 2021                 | PHILLIES       | 5-4         | 3.43        | 56         | 1        | 0        | 0        | 1         | 57.2         | 47         | 27        | 22        | 6         | 1        | 18        | 50         | 2         | 0        | .221        |
|                      | Lehigh Valley+ | 0-0         | 0.00        | 1          | 1        | 0        | 0        | 0         | 1.0          | 0          | 0         | 0         | 0         | 0        | 2         | 0          | 0         | 0        | .000        |
| 2022                 | PHILLIES       | 2-2         | 3.27        | 47         | 0        | 0        | 0        | 2         | 44.0         | 44         | 16        | 16        | 6         | 1        | 11        | 50         | 3         | 0        | .253        |
|                      | Lehigh Valley  | 0-1         | 2.89        | 10         | 1        | 0        | 0        | 2         | 9.1          | 8          | 3         | 3         | 0         | 1        | 6         | 17         | 2         | 0        | .229        |
| <b>Minors Totals</b> |                | <b>14-7</b> | <b>2.51</b> | <b>109</b> | <b>9</b> | <b>0</b> | <b>0</b> | <b>14</b> | <b>190.1</b> | <b>135</b> | <b>60</b> | <b>53</b> | <b>14</b> | <b>8</b> | <b>64</b> | <b>249</b> | <b>10</b> | <b>0</b> | <b>.197</b> |
| <b>ML Totals</b>     |                | <b>8-6</b>  | <b>3.42</b> | <b>112</b> | <b>1</b> | <b>0</b> | <b>0</b> | <b>3</b>  | <b>113.0</b> | <b>96</b>  | <b>48</b> | <b>43</b> | <b>15</b> | <b>2</b> | <b>34</b> | <b>117</b> | <b>5</b>  | <b>0</b> | <b>.225</b> |

+ Rehab assignment

## BROGDON'S WILD CARD SERIES STATISTICS

| YEAR | CLUB, OPP | W-L           | ERA | G | GS | CG | SHO | SV | IP | H | R | ER | HR | HB | BB | SO | WP | BK | AVG |
|------|-----------|---------------|-----|---|----|----|-----|----|----|---|---|----|----|----|----|----|----|----|-----|
| 2022 | PHI, STL  | Did not pitch |     |   |    |    |     |    |    |   |   |    |    |    |    |    |    |    |     |

## BROGDON'S DIVISION SERIES STATISTICS

| YEAR | CLUB, OPP | W-L | ERA   | G | GS | CG | SHO | SV | IP  | H | R | ER | HR | HB | BB | SO | WP | BK | AVG  |
|------|-----------|-----|-------|---|----|----|-----|----|-----|---|---|----|----|----|----|----|----|----|------|
| 2022 | PHI, ATL  | 0-0 | 13.50 | 2 | 0  | 0  | 0   | 0  | 1.1 | 2 | 2 | 2  | 0  | 0  | 2  | 2  | 0  | 0  | .333 |

## BROGDON'S LEAGUE CHAMPIONSHIP SERIES STATISTICS

| YEAR | CLUB, OPP | W-L | ERA  | G | GS | CG | SHO | SV | IP  | H | R | ER | HR | HB | BB | SO | WP | BK | AVG  |
|------|-----------|-----|------|---|----|----|-----|----|-----|---|---|----|----|----|----|----|----|----|------|
| 2022 | PHI, SD   | 0-0 | 0.00 | 2 | 0  | 0  | 0   | 0  | 3.1 | 1 | 0 | 0  | 0  | 0  | 4  | 0  | 0  | 0  | .091 |

## BROGDON'S WORLD SERIES STATISTICS

| YEAR | CLUB, OPP | W-L | ERA  | G | GS | CG | SHO | SV | IP  | H | R | ER | HR | HB | BB | SO | WP | BK | AVG  |
|------|-----------|-----|------|---|----|----|-----|----|-----|---|---|----|----|----|----|----|----|----|------|
| 2022 | PHI, HOU  | 0-0 | 0.00 | 3 | 0  | 0  | 0   | 0  | 4.0 | 3 | 0 | 0  | 0  | 0  | 7  | 0  | 0  | 0  | .214 |

## BROGDON'S CAREER TRANSACTIONS

- Selected by Philadelphia in 10th round of 2017 MLB Draft
- On COVID-related injured list, July 11-16, 2021
- On injured list with right elbow tendinitis, July 31-August 10, 2021
- On injured list with a right groin strain, September 13-26, 2021; included rehab assignment to Lehigh Valley, September 26
- On injured list with right groin tightness, October 1, 2021 through the remainder of the season
- On COVID-related injured list, June 25-July 14, 2022; included rehab assignment to Lehigh Valley, July 7-14


## BROGDON'S CAREER FIELDING

| POSITION | PCT   | G   | PO | A | E | TC | DP |
|----------|-------|-----|----|---|---|----|----|
| Pitcher  | 1.000 | 112 | 9  | 9 | 0 | 18 | 1  |

## BROGDON'S GAME HIGHS

**LOW-HIT CG:** N/A... **SHUTOUTS:** N/A... **STRIKEOUTS:** 4 – 3 times, last: 9/30/21 at ATL... **WALKS:** 2 – 4 times, last: 5/8/22 vs NYM... **LONGEST OUTING:** 2.1 inn. – 9/13/20 at MIA (gm 1)... **WINNING STREAK:** 4 games – 9/18/20-4/7/21... **LOSING STREAK:** 2 games – 2 times, last: 9/18/22-current... **SCORELESS STREAK:** 15.1 inn. – 9/13/20-4/20/21





# NICK CASTELLANOS

Outfielder

8

@casty\_8

**B-T:** R-R  
**HT:** 6-4; **WT:** 203  
**OPENING DAY AGE:** 31  
**BORN:** March 4, 1992, Hialeah, FL  
**RESIDES:** Davie, FL  
**ML SERVICE:** 9 years, 29 days  
**HOW OBTAINED:** Signed by Phillies as a free agent, 3/22/22  
**CONTRACT STATUS:** Signed a five-year contract, taking him through 2026, on 3/22/22

2023 PHILLIES

## 2022

- With runners on base, posted a .311/.354/.429 slash line in 237 PA
- In his first season with the Phillies, had a career-high seven steals
- Recorded eight of the team's 22 OF assists
- Missed the game on 5/3 vs TEX for the birth of his son
- His HR on 5/30 vs SF (Logan Webb) was the 500th XBH of his career
- Recorded his 300th career double on 7/29 at PIT
- Collected his 11th career four-hit game on 7/31 at PIT
- Posted a 14-game hitting streak from 8/11-24 during which he batted .367 (22-60) with a .900 OPS
- Was on the 10-day IL with a right oblique strain from 9/3-26
- In his final 31 road games of the regular season (beginning 6/26), batted .339 (40-118) with an .801 OPS
- Hit .308 (45-146) with 6 2B, 5 HR, 16 RBI and 18 runs in his last 39 games of the regular season (beginning 7/28)
- Scored the go-ahead run in the ninth inning on 10/7 in Game 1 of the NLWCS at STL (0-3, R, BB)
- In Game 1 of the NLDS on 10/11 at ATL, became the 10th player in franchise history to collect at least three hits and three RBI in a postseason game (last: Jayson Werth, 10/21/09 vs LAD in Game 5 of the NLCS)
- Reached base safely in seven straight postseason games from 10/19-11/1
- Collected a hit and scored a run in three straight postseason games from 10/19-22 during the NLCS
- Made his first career World Series appearance in Game 1 on 10/28 at HOU (1-5, RBI, R)

## 2021

- Made his first career All-Star team, starting in RF for the NL and batting fifth
- Earned his first career Silver Slugger Award
- Named All-MLB Second Team
- Was a finalist for the NL Hank Aaron Award
- Earned the Ernie Lombardi Award from the Cincinnati chapter of the BBWAA after leading the team in AVG (.309), hits (164), total bases (306), RBI (100), doubles (38) and SLG (.576)
- Was the CIN recipient of the Heart and Hustle Award
- Ranked 3rd in the NL in SLG, T-3rd in extra-base hits (73), 4th in doubles, AVG and OPS (.939), 5th in total bases, 6th in RBI, 7th in home runs (34), 8th in hits and 9th in runs (95)
- Became the 19th player in CIN franchise history with at least 30 home runs and 100 RBI in a season
- Established career highs in home runs, AVG, OBP (.362), SLG and OPS
- On 4/5 vs PIT, reached 500 career RBI on a solo HR off Sam Howard

## CASTELLANOS PHAST PHACTS

- 2021 NL All-Star
- 2021 NL Silver Slugger Award winner
- 2021 All-MLB Second Team
- 2019 MLB leader in doubles
- 2017 AL leader in triples
- Was on the suspended list, 4/20-21
- Recorded his 1,000th career hit, 4/23 at STL (solo HR off Kwang Hyun Kim)
- Batted .409 (38-93) in May
- On 5/2 vs CHI, tied a career high with five hits and recorded his eighth career multi-home run game
- Hit safely in a career-best 21 straight games, 5/12-6/5, a streak that included 15 multi-hit games
- His 21-game hitting streak was the 2nd-longest in MLB to LAA's David Fletcher (26 games)
- Hit his 250th career double, 5/15 at COL
- Had an 18-game hitting streak at home, 5/17-6/26, the 2nd-longest in Great American Ball Park history
- Played in his 1,000th career game, 6/6 at STL
- Set a career high with seven RBI and slugged his sixth career grand slam, 6/28 vs PHI
- Hit his 150th career home run, 6/30 vs SD (Joe Musgrove)
- Scored the 500th run of his career on 7/5 at KC (solo HR off Mike Minor)
- Was on the IL, 7/22-8/4, with a fractured right wrist
- At the time of his injury, led the NL in AVG (.329), doubles (29), extra-base hits (48) and total bases (133)
- Hit his seventh career grand slam, 9/1 vs STL, recording six RBI in the first two innings
- Was the first CIN player with at least six RBI in the first two innings of a game since RBI became an official stat in 1920
- Homered in a career-best four straight games, 9/24-27
- His homer on 9/25 vs WSH was his second career walk-off homer, and second walk-off hit of the season

## 2020

- In his first season with CIN, led the team in games (60), runs (37), hits (49), total bases (106), doubles (11), triples (2) and extra-base hits (27)
- Was NL Player of the Week for 7/27-8/2
- Became only the fourth batter since 1900 to hit at least six HR in CIN's first 11 team games of a season
- His 12-game hitting streak that began on Opening Day was the longest in MLB to open the season, the longest by a CIN batter to begin a season since Barry Larkin in 1995 (12 games) and the longest by a player to begin his CIN career since D'Angelo Jimenez in 2003 (15 games)

- Was the only CIN player to appear in every game and one of 15 ML players to appear in all of his team's games during the regular season
- Started 59 of CIN's 60 games, including each of the first 58; didn't start the 59th contest, but pinch-hit in the seventh
- Made 57 of his 59 starts in RF and two as the DH
- On 8/5 at CLE, appeared in the 900th game of his ML career
- In the NL Wild Card Series at ATL, led CIN in hits (3), total bases (4) and doubles (1)



## 2019

- Led the majors with 58 doubles, becoming the 10th player in MLB history with that many in a season, and was 2nd in extra-base hits (88), trailing Rafael Devers (90)
- Joined Hall of Famers Hank Greenberg (1934) and Joe Medwick (1937) as the only RHH in ML history with at least 55 doubles and 25 homers in a season
- Became first player to lead MLB in doubles playing for more than one team
- Set career highs in doubles and runs (100)
- Began season with DET and was traded to CHI on 7/31
- From 8/1-end of the season, led the NL in doubles (21) and also led CHI in hits (68), home runs (16) and runs (43)
- Became the fourth player to hit at least eight home runs in his first 20 appearances with CHI, joining Hank Sauer (9, 1949), Mandy Brooks (8, 1925) and Donnie Murphy (8, 2013)
- Hit 11 home runs in August, most by a CHI player that month since Sammy Sosa also hit 11 in August 2002
- Homered in the first inning in three consecutive appearances, 8/18-21; his 12 first-inning homers were 2nd in MLB to Eugenio Suarez (15)
- Made 136 starts in RF and four in LF

## 2018

- Was 3rd in the AL in hits (185) & multi-hit games (56), 4th in doubles (46) and outfield assists (10), 8th in total bases (310) & extra-base hits (74) and 9th in AVG (.298)
- Was 2nd in MLB in three-hit games (19)
- Was voted Tiger of the Year by the Detroit chapter of the BBWAA
- Led MLB with a .381 AVG (56-147) vs LHP
- Became the eighth player in DET franchise history with at least 20 home runs and 40 doubles in a season
- Named DET's Player of the Month in May, August and September
- Had multiple hits in nine of 13 games, 5/20-6/2, slashing 439/.448/.684 in that stretch
- Recorded a multi-home run game, 6/16 at CWS
- Hit his fourth career grand slam, 7/1 at TOR
- Named AL Player of the Week for the first time in his career, 8/13-19

## 2017

- Led the AL with 10 triples, becoming the first DET 3rd baseman with 10 or more triples in a season since Ossie Vitt in 1916 (12)

- Ranked 6th in the AL in extra-base hits (72), T-9th in RBI (101) and T-10th in total bases (301)
- Became the first DET player since Al Kaline in 1956 with at least 10 triples, 25 home runs and 100 RBI
- Was the 10th player in DET history with a 100-RBI season at age 25 or younger, and first since Miguel Cabrera in 2008
- Named DET's nominee for the Hank Aaron Award
- Homered on Opening Day, 4/4 at CWS
- Hit two triples, 4/19 at TB
- Recorded his 100th career double, 5/31 at KC
- Hit two home runs and a triple on 7/18 at KC
- Hit his first career inside-the-park home run, 8/22 at NYY
- Made his first career start in RF on 9/8 at TOR; finished with 20 starts in RF
- His six games with four or more RBI were tied for most in the AL
- Hit safely in 17 straight games, 9/3-20, slashing .418/.429/.776
- His 42 hits were tied for the AL lead in September and he was T-2nd in doubles (11), 3rd in AVG (.368), T-3rd in RBI (25), 6th in SLG (.649) and 7th in OPS (1.030)

## 2016

- Spent his third full season with DET
- Named DET's Player of the Month for April after slashing .363/.376/.563 with 10 runs, five doubles, one triple, three home runs and 14 RBI
- Led the AL in AVG and was T-5th in hits (29) during April
- Was on the IL from 8/27-9/26 with a non-displaced fracture of the fifth metacarpal of his left hand

## 2015

- Completed his second full season with DET
- Recorded his first four-hit game, 7/6 vs SEA
- Homered in consecutive games three times in July: 7/6-7, 7/21-22 and 7/25-26
- Hit his first ML grand slam, 7/22 vs SEA, and hit another on 8/19 at CHI
- His two grand slams were T-2nd in the AL
- Recorded his first multi-homer game, 8/19 at CHI, and also had two doubles and five RBI; became the first DET player to have four extra-base hits in a game since Iván Rodríguez, 4/5/06 at KC

**MOST DOUBLES IN MLB  
(2014-22)**

|                            |            |
|----------------------------|------------|
| 1. Freddie Freeman         | 321        |
| 2. Nolan Arenado           | 309        |
| 3. Mookie Betts            | 307        |
| 4. Xander Bogaerts         | 306        |
| 5. <b>NICK CASTELLANOS</b> | <b>305</b> |

- Batted .351 (40-114) against LHP, the 4th-highest average in the AL
- Ranked 5th in the AL with a .342 AVG (39-114) with RISP

**2014**

- Ranked 2nd among AL rookies in hits (138), doubles (3) and RBI (66)
- His 31 doubles were 10th-most ever by a DET player in his rookie season
- Made DET's Opening Day roster
- Recorded his first ML RBI on 4/4 vs BAL
- Slugged his first ML home run, 4/9 at LAD (Josh Beckett)
- Became just the fifth DET rookie since at least 1914 to connect for three consecutive three-hit games, 6/5-7
- Selected to the *Baseball America* All-Rookie Team following the season

**2013**

- Selected to the International League postseason All-Star team
- Led the IL in runs (81), was T-1st in doubles (37), 2nd in hits (147) and 4th in RBI (76)
- Spent majority of the season with Toledo (AAA)
- Had his contract selected by DET on 9/1 and made his ML debut that day vs CLE
- Collected his first ML hit, an infield single, 9/7 at KC
- Following the season, was named the No. 1 prospect in DET's minor league system and the No. 25 prospect in baseball by *Baseball America*

**2012**

- Was named MVP of the All-Star Futures Game at Kauffman Stadium (3 H, HR, 3 RBI)
- Began season with Lakeland (A)
- Had an 18-game hitting streak, 4/29-5/17, during which he slashed .431/.494/.583
- Named Topps Florida State League Player of the Month and DET Minor League Player of the Month for May, after slashing .418/.496/.564
- Following the season, was named the No. 1 prospect in DET's minor league system and the No. 21 prospect in baseball by *Baseball America*

- Played for Mesa in the Arizona Fall League following the season, and was named the No. 8 prospect in the league by *Baseball America*

**2011**

- Named DET's Minor League Player of the Year
- Selected as a Midwest League postseason All-Star
- Led the MWL in hits (158), was T-1st in games (135), 2nd in doubles (36), 3rd in at-bats (507) and 5th in AVG (.312)
- Spent season with West Michigan (A), where he was named the club's Player of the Year
- Had a 10-game hit streak, 5/18-27
- Named DET's Minor League Player of the Month for June
- Following the season, was named the No. 2 prospect in DET's minor league system and No. 45 prospect in baseball by *Baseball America*

**2010**

- Made his professional debut with the Gulf Coast League Tigers (R)
- Following the season, was named the No. 2 prospect in DET's minor league system and No. 65 prospect in baseball by *Baseball America*

**PERSONAL**

Nicholas Alexander Castellanos (pronounced cah-ste-YAH-nos)... Married, wife's name is Jessica; has two sons, Liam and Otto... 2010 graduate of Archbishop McCarthy High School (FL)... As a senior, was the state's Gatorade Player of the Year and a *Baseball America* second-team High School All-American... Was teammates with Bryce Harper on USA Baseball's 2009 18U Team that went 8-0 to claim the gold medal in the COPABE Pan Am AAA Championships...

**Signed by:** Rolando Casanova

**NICK CASTELLANOS' CAREER STATISTICS**

| YEAR                 | CLUB          | AVG         | G           | AB          | R          | H           | 2B         | 3B        | HR         | RBI        | SH       | SF        | HP        | BB         | SO          | SB        | CS        | OBP         | SLG         | OPS         | E         |
|----------------------|---------------|-------------|-------------|-------------|------------|-------------|------------|-----------|------------|------------|----------|-----------|-----------|------------|-------------|-----------|-----------|-------------|-------------|-------------|-----------|
| 2010                 | GCL Tigers    | .333        | 7           | 24          | 5          | 8           | 2          | 0         | 0          | 3          | 0        | 1         | 0         | 4          | 5           | 0         | 1         | .414        | .417        | .830        | 3         |
| 2011                 | West Michigan | .312        | #135        | 507         | 65         | *158        | 36         | 3         | 7          | 76         | 1        | 6         | 3         | 45         | 130         | 3         | 2         | .367        | .436        | .803        | 23        |
| 2012                 | Lakeland      | .405        | 55          | 215         | 37         | 87          | 17         | 3         | 3          | 32         | 0        | 3         | 3         | 22         | 42          | 3         | 2         | .461        | .553        | 1.014       | 13        |
|                      | Erie          | .264        | 79          | 322         | 35         | 85          | 15         | 1         | 7          | 25         | 0        | 3         | 2         | 14         | 76          | 5         | 4         | .296        | .382        | .678        | 4         |
| 2013                 | Toledo        | .276        | 134         | 533         | *81        | 147         | #37        | 1         | 18         | 76         | 0        | 5         | 3         | 54         | 100         | 4         | 1         | .343        | .450        | .793        | 3         |
|                      | DETROIT       | .278        | 11          | 18          | 1          | 5           | 0          | 0         | 0          | 0          | 0        | 0         | 0         | 1          | 0           | 0         | .278      | .278        | .556        | 0           |           |
| 2014                 | DETROIT       | .259        | 148         | 533         | 50         | 138         | 31         | 4         | 11         | 66         | 0        | 7         | 3         | 36         | 140         | 2         | 2         | .306        | .394        | .700        | 15        |
| 2015                 | DETROIT       | .255        | 154         | 549         | 42         | 140         | 33         | 6         | 15         | 73         | 0        | 6         | 1         | 39         | 152         | 0         | 3         | .303        | .419        | .721        | 12        |
| 2016                 | DETROIT       | .285        | 110         | 411         | 54         | 117         | 25         | 4         | 18         | 58         | 0        | 5         | 3         | 28         | 111         | 1         | 1         | .331        | .496        | .827        | 9         |
| 2017                 | DETROIT       | .272        | 157         | 614         | 73         | 167         | 36         | *10       | 26         | 101        | 0        | 5         | 5         | 41         | 142         | 4         | 5         | .320        | .490        | .811        | 19        |
| 2018                 | DETROIT       | .298        | 157         | 620         | 88         | 185         | 46         | 5         | 23         | 89         | 0        | 3         | 6         | 49         | 151         | 2         | 1         | .354        | .500        | .854        | 3         |
| 2019                 | DETROIT       | .273        | 100         | 403         | 57         | 110         | 37         | 3         | 11         | 37         | 0        | 2         | 3         | 31         | 96          | 2         | 1         | .328        | .462        | .790        | 2         |
|                      | CHICAGO-NL    | .321        | 51          | 212         | 43         | 68          | 21         | 0         | 16         | 36         | 0        | 1         | 2         | 10         | 47          | 0         | 1         | .356        | .646        | 1.002       | 0         |
|                      | DET/CHI       | .289        | 151         | 615         | 100        | 178         | 58         | 3         | 27         | 73         | 0        | 3         | 5         | 41         | 143         | 2         | 2         | .337        | .525        | .863        | 2         |
| 2020                 | CINCINNATI    | .225        | 60          | 218         | 37         | 49          | 11         | 2         | 14         | 34         | 0        | 1         | 4         | 19         | 69          | 0         | 2         | .298        | .486        | .784        | 3         |
| 2021                 | CINCINNATI    | .309        | 138         | 531         | 95         | 164         | 38         | 1         | 34         | 100        | 0        | 6         | 7         | 41         | 121         | 3         | 1         | .362        | .576        | .939        | 2         |
| 2022                 | PHILLIES      | .263        | 136         | 524         | 56         | 138         | 27         | 0         | 13         | 62         | 0        | 2         | 3         | 29         | 130         | 7         | 1         | .305        | .389        | .694        | 0         |
| <b>Minors Totals</b> |               | <b>.303</b> | <b>410</b>  | <b>1601</b> | <b>223</b> | <b>485</b>  | <b>107</b> | <b>8</b>  | <b>35</b>  | <b>212</b> | <b>1</b> | <b>18</b> | <b>11</b> | <b>359</b> | <b>353</b>  | <b>15</b> | <b>10</b> | <b>.359</b> | <b>.445</b> | <b>.804</b> | <b>46</b> |
| <b>AL Totals</b>     |               | <b>.274</b> | <b>837</b>  | <b>3148</b> | <b>365</b> | <b>862</b>  | <b>208</b> | <b>32</b> | <b>104</b> | <b>424</b> | <b>0</b> | <b>28</b> | <b>21</b> | <b>224</b> | <b>793</b>  | <b>11</b> | <b>13</b> | <b>.324</b> | <b>.459</b> | <b>.783</b> | <b>60</b> |
| <b>NL Totals</b>     |               | <b>.282</b> | <b>385</b>  | <b>1485</b> | <b>231</b> | <b>419</b>  | <b>97</b>  | <b>3</b>  | <b>77</b>  | <b>232</b> | <b>0</b> | <b>10</b> | <b>16</b> | <b>99</b>  | <b>367</b>  | <b>10</b> | <b>5</b>  | <b>.332</b> | <b>.507</b> | <b>.839</b> | <b>5</b>  |
| <b>ML Totals</b>     |               | <b>.276</b> | <b>1222</b> | <b>4633</b> | <b>596</b> | <b>1281</b> | <b>305</b> | <b>35</b> | <b>181</b> | <b>656</b> | <b>0</b> | <b>38</b> | <b>37</b> | <b>323</b> | <b>1160</b> | <b>21</b> | <b>18</b> | <b>.326</b> | <b>.475</b> | <b>.801</b> | <b>65</b> |

\* League leader  
# Tied for league lead

## CASTELLANOS' WILD CARD SERIES STATISTICS

| YEAR      | CLUB, OPP     | AVG         | G        | AB        | R        | H        | 2B       | 3B       | HR       | RBI      | SH       | SF       | HP       | BB       | SO       | SB       | CS       | OBP         | SLG         | OPS         | E        |
|-----------|---------------|-------------|----------|-----------|----------|----------|----------|----------|----------|----------|----------|----------|----------|----------|----------|----------|----------|-------------|-------------|-------------|----------|
| 2020      | CIN, ATL      | .300        | 2        | 10        | 0        | 3        | 1        | 0        | 0        | 0        | 0        | 0        | 0        | 0        | 4        | 0        | 0        | .300        | .400        | .700        | 0        |
| 2022      | PHI, STL      | .000        | 2        | 7         | 1        | 0        | 0        | 0        | 0        | 0        | 0        | 0        | 0        | 1        | 2        | 0        | 0        | .125        | .000        | .125        | 0        |
| <b>WC</b> | <b>Totals</b> | <b>.176</b> | <b>4</b> | <b>17</b> | <b>1</b> | <b>3</b> | <b>1</b> | <b>0</b> | <b>0</b> | <b>0</b> | <b>0</b> | <b>0</b> | <b>0</b> | <b>1</b> | <b>6</b> | <b>0</b> | <b>0</b> | <b>.222</b> | <b>.235</b> | <b>.457</b> | <b>0</b> |

## CASTELLANOS' DIVISION SERIES STATISTICS

| YEAR      | CLUB, OPP     | AVG         | G        | AB        | R        | H        | 2B       | 3B       | HR       | RBI      | SH       | SF       | HP       | BB       | SO       | SB       | CS       | OBP         | SLG         | OPS         | E        |
|-----------|---------------|-------------|----------|-----------|----------|----------|----------|----------|----------|----------|----------|----------|----------|----------|----------|----------|----------|-------------|-------------|-------------|----------|
| 2014      | DET, BAL      | .100        | 3        | 10        | 1        | 1        | 0        | 0        | 1        | 1        | 0        | 0        | 0        | 2        | 1        | 0        | 0        | .250        | .400        | .650        | 0        |
| 2022      | PHI, ATL      | .313        | 4        | 16        | 1        | 5        | 1        | 0        | 0        | 5        | 0        | 0        | 0        | 1        | 2        | 0        | 0        | .353        | .375        | .728        | 0        |
| <b>DS</b> | <b>Totals</b> | <b>.231</b> | <b>7</b> | <b>26</b> | <b>2</b> | <b>6</b> | <b>1</b> | <b>0</b> | <b>1</b> | <b>6</b> | <b>0</b> | <b>0</b> | <b>0</b> | <b>3</b> | <b>3</b> | <b>0</b> | <b>0</b> | <b>.310</b> | <b>.385</b> | <b>.695</b> | <b>0</b> |

## CASTELLANOS' LEAGUE CHAMPIONSHIP SERIES STATISTICS

| YEAR | CLUB, OPP | AVG  | G | AB | R | H | 2B | 3B | HR | RBI | SH | SF | HP | BB | SO | SB | CS | OBP  | SLG  | OPS  | E |
|------|-----------|------|---|----|---|---|----|----|----|-----|----|----|----|----|----|----|----|------|------|------|---|
| 2022 | PHI, SD   | .222 | 5 | 18 | 3 | 4 | 2  | 0  | 0  | 1   | 0  | 0  | 1  | 0  | 4  | 0  | 0  | .263 | .333 | .596 | 0 |

## CASTELLANOS' WORLD SERIES STATISTICS

| YEAR | CLUB, OPP | AVG  | G | AB | R | H | 2B | 3B | HR | RBI | SH | SF | HP | BB | SO | SB | CS | OBP  | SLG  | OPS  | E |
|------|-----------|------|---|----|---|---|----|----|----|-----|----|----|----|----|----|----|----|------|------|------|---|
| 2022 | PHI, HOU  | .125 | 6 | 24 | 3 | 3 | 1  | 0  | 0  | 1   | 0  | 0  | 0  | 1  | 10 | 0  | 0  | .160 | .167 | .327 | 0 |

## CASTELLANOS' ALL-STAR GAME STATISTICS

| YEAR | CLUB, SITE | AVG  | G | AB | R | H | 2B | 3B | HR | RBI | SH | SF | HP | BB | SO | SB | CS | OBP  | SLG  | OPS  | E |
|------|------------|------|---|----|---|---|----|----|----|-----|----|----|----|----|----|----|----|------|------|------|---|
| 2021 | NL, COL    | .000 | 1 | 2  | 0 | 0 | 0  | 0  | 0  | 0   | 0  | 0  | 0  | 0  | 0  | 0  | 0  | .000 | .000 | .000 | 0 |

## CASTELLANOS' CAREER TRANSACTIONS

- Selected by Detroit Tigers in first round (44th overall) of 2010 MLB Draft
- On injured list with a fractured right metacarpal of his left hand, August 7-September 26, 2016
- Traded to Chicago Cubs for Alex Lange (rhp) and Paul Richan (rhp), July 31, 2019
- Signed by Cincinnati Reds as a free agent, January 27, 2020
- On injured list with a fractured right wrist, July 22-August 4, 2021
- Signed by Philadelphia as a free agent, March 22, 2022
- On injured list with a right oblique strain, September 3-26, 2022

## CASTELLANOS' CAREER FIELDING

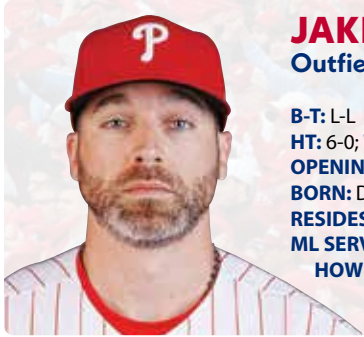
| POSITION   | PCT  | G   | PO   | A   | E  | TC   | DP |
|------------|------|-----|------|-----|----|------|----|
| Third base | .955 | 527 | 310  | 847 | 54 | 1211 | 82 |
| Outfield   | .991 | 627 | 1133 | 32  | 11 | 1176 | 4  |

## CASTELLANOS' GAME HIGHS

**HITS:** 5 – 2 times, last: 5/2/21 vs CHI... **RUNS:** 4 – 5/2/21 vs CHI... **DOUBLES:** 2 – 29 times, last: 8/16/22 at CIN... **TRIPLES:** 2 – 4/19/17 at TB... **HOME RUNS:** 2 – 9 times, last: 9/1/21 vs STL... **RBI:** 7 – 6/28/21 vs PHI... **WALKS:** 3 – 3 times, last: 7/1/21 vs SD... **STOLEN BASES:** 1... **HITTING STREAK:** 21 games – 5/12-6/5/21

## CASTELLANOS' NOTABLE HOMERS

**GRAND SLAMS:** 7 – 7/22/15 vs SEA (Mike Montgomery); 8/19/15 at CHI (Jon Lester); 9/8/17 at TOR (Marcus Stroman); 7/1/18 at TOR (J.A. Happ); 7/29/20 vs CHI (Rex Brothers); 6/28/21 vs PHI (Neftali Feliz); 9/1/21 vs STL (gm 2) (J.A. Happ)... **INSIDE-THE-PARK HR:** 1 – 8/22/17 vs NYY (Chasen Shreve)... **LEADOFF HR:** None... **PINCH HR:** None... **WALK-OFF HR:** 2 – 7/21/19 vs TOR (Tim Lincecum); 9/25/21 vs WSH (Patrick Murphy)



## JAKE CAVE

Outfielder

44

@jakecave8

**B-T:** L-L

**HT:** 6-0; **WT:** 198

**OPENING DAY AGE:** 30

**BORN:** December 4, 1992, Hampton, VA

**RESIDES:** McKinney, TX

**ML SERVICE:** 3 years, 137 days

**HOW OBTAINED:** Claimed off waivers from Baltimore Orioles, 12/2/22

### 2022

- Attended ML spring training with MIN as a non-roster invitee
- Began the season with St. Paul (AAA)
- Reached base safely in 49 consecutive games from 5/3-7/7
- Among all minor league players, ranked 4th in triples (7)
- Had a 15-game hitting streak, 5/18-6/3 (.338 AVG)
- Hit two grand slams: 5/21 at Omaha and 7/6 at Louisville
- Posted a 1.047 OPS in 23 games during June
- Had his contract selected by MIN on 8/2
- Played in only 54 games for MIN but ranked T-2nd on the club in triples (3)

### 2021

- Made his third career Opening Day roster, all with MIN
- Was placed on the 60-day IL on 5/13 with a stress reaction in his lower back; played in eight rehab games for St. Paul and posted a .972 OPS before being reinstated from the IL on 7/24
- Made 16 starts in LF, 18 starts in CF and seven starts in RF

### 2020

- Was MIN's Opening Day center fielder; went 2-for-5 with two RBI
- Hit his second career grand slam on 7/26 at CWS (Reynaldo Lopez)
- Hit two home runs on 9/23 vs DET
- Appeared in one postseason game for MIN, 9/30 vs HOU in Game 2 of the ALWCs

### 2019

- Made his first career Opening Day roster
- Shuttled between MIN and Rochester (AAA) all season
- Had a 15-game hitting streak for Rochester, 5/24-6/7 (.403 AVG)
- Had four doubles on 6/6 at Syracuse
- Named MIN Minor League Player of the Week, 6/3-9, after hitting .417 with seven doubles, two triples and one home run
- Had his first two career multi-HR games, 8/23 vs DET and 8/29 at CWS
- After his final recall on 8/3, slashed .304/.375/.564 in 37 games
- Made his postseason debut in Game 2 of the ALDS at NYY on 10/5 as the starting left fielder
- Collected his first postseason hit, a single, in Game 3 of the ALDS vs NYY

### 2018

- Went to spring training with NYY before being designated for assignment on 3/12 and traded to MIN for RHP Luis Gil on 3/16
- Received the Bill Boni Award for MIN's Most Outstanding Rookie, voted by the Twin Cities chapter of the BBWAA
- Among all AL rookies following the All-Star break, ranked T-1st in games (65), 5th in home runs (10) & RBI (33) and 8th in hits (51)
- Began the season with Rochester
- Recalled by MIN on 5/19 and made his ML debut that night vs MIL (1-3, 2 runs scored)
- Homered for his first career hit (Freddy Peralta)
- Was the 12th MIN player in franchise history to homer for their first career hit
- Hit his first career grand slam, 8/5 vs KC (Danny Duffy)
- Made 65 starts in CF for MIN

### 2017

- Split the season between Trenton (AA) and Scranton/Wilkes-Barre (AAA)
- Combined to slash .305/.351/.542 with an .893 OPS in 103 games and 437 plate appearances between both levels
- Hit 20 home runs, which was T-1st among all NYY minor leaguers
- Named International League Player of the Month for July after hitting .390 with 25 runs, seven home runs and 21 RBI in 26 games
- Named IL Player of the Week, 7/17-23 (.557 AVG, 6 R, 2 2B, 2 HR, 8 RBI)
- Had a 19-game hitting streak, 7/15-8/4 (.440 AVG)
- Following the season, was named an Organization All-Star by MiLB.com

### 2016

- Began the season with CIN after being selected in the Rule 5 draft
- Appeared in 26 spring training games with CIN and hit .255 (14-55)
- Reacquired by NYY on 4/5 as a Rule 5 draft return
- Split the season between Trenton and Scranton/Wilkes-Barre

### 2015

- Spent the majority of the season with Trenton, but appeared in seven games for Scranton/Wilkes-Barre
- Hit .269 in 125 games for Trenton before being promoted to SWB on 9/1
- With SWB, went 11-for-24 (.458 AVG) with three doubles and a triple in seven games



## 2014

- Named a Florida State League midseason and postseason All-Star
- Split the season between Tampa (A) and Trenton
- Combined to slash .294/.341/.414 with 74 runs, 28 doubles and nine triples in 132 games between both levels
- Among all minor league players, ranked T-9th in hits (165)
- Had two five-hit games: 4/27 vs Lakeland and 6/25 at Clearwater

## 2013

- Spent the season with Charleston (A)
- Among all NYY minor leaguers, ranked 9th in AVG (.282)
- Ranked T-3rd in the South Atlantic League in doubles (37)

## 2012

- Did not play due to injury

## 2011

- Made his pro debut with Gulf Coast League Yankees (R) and played in one game

## PERSONAL

Andrew Jacob Cave... Married, wife's name is Saige (11/2021); has one daughter, Sloane... 2011 graduate of Kecoughtan High School (VA)... As a senior, hit .627 with a .725 OBP and also pitched, posting a 1.65 ERA with 101 strikeouts in 55.0 IP as he was named Co-Eastern Region Player of the Year in Virginia... Had committed to LSU prior to being drafted by NYY

## JAKE CAVE'S CAREER STATISTICS

| YEAR                 | CLUB                   | AVG         | G          | AB          | R          | H          | 2B         | 3B        | HR        | RBI        | SH        | SF        | HP        | BB         | SO         | SB        | CS        | OBP         | SLG         | OPS         | E         |
|----------------------|------------------------|-------------|------------|-------------|------------|------------|------------|-----------|-----------|------------|-----------|-----------|-----------|------------|------------|-----------|-----------|-------------|-------------|-------------|-----------|
| 2011                 | GCL Yankees            | .000        | 1          | 1           | 0          | 0          | 0          | 0         | 0         | 0          | 0         | 0         | 0         | 1          | 0          | 0         | 0         | .500        | .000        | .500        | 0         |
| 2012                 | Injured - Did not play |             |            |             |            |            |            |           |           |            |           |           |           |            |            |           |           |             |             |             |           |
| 2013                 | Charleston             | .282        | 115        | 464         | 69         | 131        | 37         | 6         | 2         | 31         | 4         | 4         | 8         | 40         | 110        | 18        | 9         | .347        | .401        | .748        | 2         |
| 2014                 | Tampa                  | .304        | 90         | 385         | 50         | 117        | 18         | 4         | 3         | 24         | 1         | 0         | 2         | 28         | 80         | 10        | 3         | .354        | .395        | .749        | 1         |
|                      | Trenton                | .273        | 42         | 176         | 24         | 48         | 10         | 5         | 4         | 18         | 2         | 0         | 1         | 18         | 44         | 2         | 3         | .344        | .455        | .798        | 3         |
| 2015                 | Trenton                | .269        | 125        | 505         | 68         | 136        | 22         | 5         | 2         | 37         | 5         | 5         | 5         | 43         | 98         | 17        | 3         | .330        | .345        | .674        | 5         |
|                      | Scranton/W-B           | .458        | 7          | 24          | 4          | 11         | 3          | 1         | 0         | 2          | 0         | 1         | 1         | 3          | 8          | 0         | 0         | .517        | .667        | 1.184       | 0         |
| 2016                 | Trenton                | .288        | 27         | 104         | 12         | 30         | 8          | 3         | 3         | 17         | 0         | 1         | 1         | 10         | 28         | 3         | 4         | .353        | .510        | .863        | 1         |
|                      | Scranton/W-B           | .261        | 89         | 322         | 47         | 84         | 18         | 6         | 5         | 38         | 1         | 1         | 4         | 26         | 78         | 3         | 3         | .323        | .401        | .724        | 0         |
| 2017                 | Trenton                | .266        | 31         | 128         | 19         | 34         | 13         | 2         | 5         | 18         | 1         | 1         | 0         | 10         | 33         | 1         | 0         | .317        | .516        | .832        | 0         |
|                      | Scranton/W-B           | .324        | 72         | 278         | 47         | 90         | 13         | 3         | 15        | 38         | 0         | 0         | 1         | 18         | 82         | 1         | 3         | .367        | .554        | .921        | 0         |
| 2018                 | Rochester              | .269        | 59         | 216         | 26         | 58         | 9          | 1         | 6         | 28         | 4         | 4         | 4         | 26         | 55         | 4         | 2         | .352        | .403        | .755        | 1         |
|                      | MINNESOTA              | .265        | 91         | 283         | 54         | 75         | 16         | 2         | 13        | 45         | 2         | 3         | 3         | 18         | 102        | 2         | 1         | .313        | .473        | .786        | 4         |
| 2019                 | MINNESOTA              | .258        | 72         | 198         | 28         | 51         | 11         | 2         | 8         | 25         | 0         | 1         | 8         | 21         | 71         | 0         | 0         | .351        | .455        | .805        | 3         |
|                      | Rochester              | .352        | 48         | 196         | 37         | 69         | 18         | 4         | 7         | 39         | 0         | 3         | 0         | 15         | 50         | 5         | 0         | .393        | .592        | .984        | 0         |
| 2020                 | MINNESOTA              | .221        | 42         | 113         | 17         | 25         | 3          | 2         | 4         | 15         | 0         | 0         | 5         | 44         | 0          | 2         | 2         | .285        | .389        | .674        | 0         |
| 2021                 | MINNESOTA              | .189        | 76         | 164         | 14         | 31         | 6          | 1         | 3         | 13         | 1         | 0         | 3         | 10         | 62         | 1         | 1         | .249        | .293        | .541        | 2         |
|                      | St. Paul+              | .367        | 8          | 30          | 6          | 11         | 1          | 0         | 1         | 5          | 0         | 0         | 1         | 5          | 10         | 0         | 1         | .472        | .500        | .972        | 0         |
| 2022                 | St. Paul               | .273        | 85         | 322         | 63         | 88         | 20         | 7         | 14        | 57         | 0         | 1         | 7         | 43         | 93         | 10        | 0         | .370        | .509        | .879        | 2         |
|                      | MINNESOTA              | .213        | 54         | 164         | 17         | 35         | 7          | 3         | 5         | 20         | 0         | 2         | 0         | 11         | 49         | 2         | 0         | .260        | .384        | .644        | 1         |
| <b>Minors Totals</b> |                        | <b>.288</b> | <b>799</b> | <b>3151</b> | <b>472</b> | <b>907</b> | <b>190</b> | <b>47</b> | <b>67</b> | <b>352</b> | <b>14</b> | <b>21</b> | <b>35</b> | <b>286</b> | <b>769</b> | <b>74</b> | <b>31</b> | <b>.352</b> | <b>.442</b> | <b>.793</b> | <b>15</b> |
| <b>ML Totals</b>     |                        | <b>.235</b> | <b>335</b> | <b>922</b>  | <b>130</b> | <b>217</b> | <b>43</b>  | <b>10</b> | <b>33</b> | <b>118</b> | <b>3</b>  | <b>6</b>  | <b>19</b> | <b>65</b>  | <b>328</b> | <b>5</b>  | <b>4</b>  | <b>.297</b> | <b>.411</b> | <b>.708</b> | <b>10</b> |

+ Rehab assignment

## CAVE'S WILD CARD SERIES STATISTICS

| YEAR | CLUB, OPP | AVG  | G | AB | R | H | 2B | 3B | HR | RBI | SH | SF | HB | BB | SO | SB | CS | OBP  | SLG  | OPS  | E |
|------|-----------|------|---|----|---|---|----|----|----|-----|----|----|----|----|----|----|----|------|------|------|---|
| 2020 | MIN, HOU  | .000 | 1 | 1  | 0 | 0 | 0  | 0  | 0  | 0   | 0  | 0  | 0  | 0  | 1  | 0  | 0  | .000 | .000 | .000 | 0 |

## CAVE'S DIVISION SERIES STATISTICS

| YEAR | CLUB, OPP | AVG  | G | AB | R | H | 2B | 3B | HR | RBI | SH | SF | HB | BB | SO | SB | CS | OBP  | SLG  | OPS  | E |
|------|-----------|------|---|----|---|---|----|----|----|-----|----|----|----|----|----|----|----|------|------|------|---|
| 2019 | MIN, NYY  | .250 | 2 | 4  | 0 | 1 | 0  | 0  | 0  | 0   | 0  | 0  | 0  | 0  | 2  | 0  | 0  | .250 | .250 | .500 | 0 |

## CAVE'S CAREER TRANSACTIONS

- Selected by New York Yankees in 6th round of 2011 MLB Draft
- Selected by Cincinnati Reds in Rule 5 draft, December 10, 2015
- Reacquired by New York Yankees as a Rule 5 draft return, April 5, 2016
- Acquired by Minnesota Twins for Luis Gil (rhp), March 16, 2018
- On injured list with a lower back stress reaction, May 13-July 23, 2021; included rehab assignment to St. Paul, July 13-23
- Claimed off waivers by Baltimore Orioles, October 11, 2022
- Claimed off waivers by Philadelphia, December 2, 2022

## CAVE'S CAREER FIELDING

| POSITION | PCT  | G   | PO  | A  | E  | TC  | DP |
|----------|------|-----|-----|----|----|-----|----|
| Outfield | .982 | 312 | 520 | 19 | 10 | 549 | 4  |

## CAVE'S GAME HIGHS

**HITS:** 3 – 6 times, last: 9/28/22 vs CWS... **RUNS:** 3 – 2 times, last: 9/28/22 vs CWS... **DOUBLES:** 2 – 4 times, last: 9/28/22 vs CWS...  
**TRIPLES:** 1... **HOME RUNS:** 2 – 3 times, last: 9/23/20 vs DET... **RBI:** 4 – 3 times, last: 8/28/22 vs SF... **WALKS:** 3 – 8/26/18 vs OAK...  
**STOLEN BASES:** 1... **HITTING STREAK:** 8 games – 3 times, last: 8/6-20/19

## CAVE'S NOTABLE HOMERS

**GRAND SLAMS:** 2 – 8/5/18 vs KC (Danny Duffy); 7/26/20 at CWS (Reynaldo Lopez)... **INSIDE-THE-PARK HR:** None... **LEADOFF HR:** None... **PINCH HR:** None... **WALK-OFF HR:** None





# KODY CLEMENS

Infielder

23

**B-T:** L-R

**HT:** 6-1; **WT:** 190

**OPENING DAY AGE:** 26

**BORN:** May 15, 1996, Houston, TX

**RESIDES:** Houston, TX

**ML SERVICE:** 120 days

**HOW OBTAINED:** Acquired from Detroit Tigers with Gregory Soto for Nick Maton, Donny Sands and Matt Vierling, 1/7/23

@kodyclemens  
@kodyclem

## 2022

- Was shuttled between Toledo (AAA) and DET
- Recalled for the first time on 5/30 and made his ML debut on 5/31 in a start at 2nd base (0-3)
- With DET, posted a .636 SLG in 22 PA vs LHP (2 2B, 2 HR)
- Hit his first career HR on 6/25 at ARI (Joe Mantipty)
- Hit his first career grand slam on 10/4 at SEA (gm 2) off Justus Sheffield
- Made seven appearances at pitcher and posted a 3.86 ERA (3 ER, 7.0 IP)
- Struck out Shohei Ohtani for his first ML strikeout, 9/5 at LAA
- Made starts defensively at four different positions: 1st base (8), 2nd base (7), 3rd base (11) and LF (5)

## 2021

- Spent the season with Toledo, but appeared in three games for Lakeland (A) as part of a minor league rehab assignment
- Finished T-2nd among all players in Triple-A East in triples (6) and 9th in RBI (66)
- Hit two HR on 7/22 at Indianapolis

## 2020

- Played for Team Texas in the independent Constellation Energy League

## 2019

- Named DET's minor league Gold Glove winner at 2nd base for the second consecutive season
- Began the season with Lakeland
- On 5/5 at Bradenton, went 4-for-5 with 2 2B, 2 HR and 2 RBI
- Promoted to Erie (AA) on 8/20

## 2018

- Named DET's minor league Gold Glove winner at 2nd base
- Named an Organization All-Star by MiLB.com
- Began pro career with West Michigan (A)
- Had 21 walks to 27 strikeouts in 41 games for West Michigan and posted a .864 OPS
- Promoted to Lakeland on 8/17 for the remainder of the season

## PERSONAL

Kody Alec Clemens... Married Jessica Butterfield (11/11/22)... Attended the University of Texas, where he was named the ABCA Co-Player of the Year and a First-Team All-American as a junior in 2018... Was a finalist for the Golden Spikes Award and the Dick Howser Trophy in 2018... Graduated from Memorial High School (TX)... Is the son of former ML pitcher Roger Clemens... His brother, Kacy, was selected by TOR in the 8th round of the 2017 MLB Draft... **Signed by:** Matt Lea

## KODY CLEMENS' CAREER STATISTICS

| YEAR                 | CLUB              | AVG         | G          | AB          | R          | H          | 2B        | 3B        | HR        | RBI        | SH       | SF        | HP       | BB         | SO         | SB        | CS       | OBP         | SLG         | OPS         | E         |
|----------------------|-------------------|-------------|------------|-------------|------------|------------|-----------|-----------|-----------|------------|----------|-----------|----------|------------|------------|-----------|----------|-------------|-------------|-------------|-----------|
| 2018                 | West Michigan     | .302        | 41         | 149         | 18         | 45         | 10        | 2         | 4         | 17         | 1        | 2         | 1        | 21         | 27         | 3         | 1        | .387        | .477        | .864        | 4         |
|                      | Lakeland          | .238        | 11         | 42          | 6          | 10         | 2         | 0         | 1         | 3          | 0        | 1         | 1        | 2          | 12         | 1         | 0        | .283        | .357        | .640        | 0         |
| 2019                 | Lakeland          | .238        | 115        | 411         | 43         | 98         | 24        | 7         | 11        | 59         | 1        | 8         | 4        | 45         | 101        | 11        | 3        | .314        | .411        | .725        | 4         |
|                      | Erie              | .170        | 13         | 47          | 5          | 8          | 2         | 0         | 1         | 4          | 0        | 0         | 1        | 6          | 18         | 0         | 0        | .278        | .277        | .554        | 1         |
| 2020                 | Team Texas (ind.) | .233        | 28         | 90          | 14         | 21         | 6         | 1         | 4         | 12         | 0        | 4         | 0        | 9          | 20         | 2         | 0        | .291        | .456        | .747        | 1         |
| 2021                 | Toledo            | .247        | 97         | 369         | 66         | 91         | 15        | 6         | 18        | 59         | 0        | 6         | 2        | 36         | 94         | 4         | 1        | .312        | .466        | .778        | 3         |
|                      | Lakeland          | .182        | 3          | 11          | 0          | 2          | 0         | 0         | 0         | 2          | 0        | 0         | 0        | 0          | 4          | 0         | 0        | .182        | .182        | .364        | 0         |
| 2022                 | Toledo            | .274        | 60         | 241         | 41         | 66         | 12        | 6         | 13        | 43         | 1        | 2         | 0        | 20         | 71         | 5         | 2        | .327        | .535        | .862        | 5         |
|                      | DETROIT           | .145        | 57         | 117         | 13         | 17         | 4         | 0         | 5         | 17         | 0        | 2         | 0        | 8          | 33         | 1         | 0        | .197        | .308        | .505        | 1         |
| <b>Minors Totals</b> |                   | <b>.252</b> | <b>340</b> | <b>1270</b> | <b>179</b> | <b>320</b> | <b>65</b> | <b>21</b> | <b>48</b> | <b>187</b> | <b>3</b> | <b>19</b> | <b>9</b> | <b>130</b> | <b>327</b> | <b>24</b> | <b>7</b> | <b>.321</b> | <b>.450</b> | <b>.771</b> | <b>17</b> |
| <b>ML Totals</b>     |                   | <b>.145</b> | <b>57</b>  | <b>117</b>  | <b>13</b>  | <b>17</b>  | <b>4</b>  | <b>0</b>  | <b>5</b>  | <b>17</b>  | <b>0</b> | <b>2</b>  | <b>0</b> | <b>8</b>   | <b>33</b>  | <b>1</b>  | <b>0</b> | <b>.197</b> | <b>.308</b> | <b>.505</b> | <b>1</b>  |

## CLEMENS' CAREER TRANSACTIONS

- Selected by Houston Astros in 35th round of 2015 MLB Draft, but did not sign
- Selected by Detroit Tigers in 3rd round of 2018 MLB Draft
- Traded to Philadelphia with Gregory Soto (lhp) for Nick Maton (inf), Donny Sands (c) and Matt Vierling (of), January 7, 2023

## CLEMENS' CAREER FIELDING

| POSITION    | PCT   | G  | PO | A  | E | TC | DP |
|-------------|-------|----|----|----|---|----|----|
| First base  | 1.000 | 13 | 53 | 5  | 0 | 58 | 4  |
| Second base | 1.000 | 9  | 13 | 21 | 0 | 34 | 6  |
| Third base  | .962  | 17 | 5  | 20 | 1 | 26 | 6  |
| Outfield    | 1.000 | 9  | 14 | 1  | 0 | 15 | 0  |
| Pitcher     | 1.000 | 7  | 1  | 0  | 0 | 1  | 0  |

## CLEMENS' GAME HIGHS

**HITS:** 2 – 5 times, last: 9/13/22 vs HOU... **RUNS:** 2 – 2 times, last: 7/6/22 vs CLE... **DOUBLES:** 1... **TRIPLES:** None... **HOME RUNS:** 1... **RBI:** 4 – 10/4/22 at SEA... **WALKS:** 1... **STOLEN BASES:** 1... **HITTING STREAK:** 3 games – 8/20-24/22

## CLEMENS' NOTABLE HOMERS

**GRAND SLAMS:** 1 – 10/4/22 at SEA (gm 2) (Justus Sheffield)... **INSIDE-THE-PARK HR:** None... **LEADOFF HR:** None... **PINCH HR:** None... **WALK-OFF HR:** None





# JACK CONLEY

Catcher

83

**B-T:** R-R

**HT:** 6-0; **WT:** 212

**OPENING DAY AGE:** 26

**BORN:** January 16, 1997, Raleigh, NC

**RESIDES:** Raleigh, NC

**HOW OBTAINED:** Selected by Phillies in 27th round of 2018 MLB Draft

Non-Roster Invitee

## 2022

- Spent majority of season with Reading (AA) and also played in five games for Lehigh Valley (AAA)
- Made starts at catcher (35) and every OF position (34 combined) for Reading

## 2021

- Began season with Lehigh Valley
- Transferred to Reading, 6/8, and remained there for the rest of the year
- Combined to throw out 25.0% (16-64) of base runners attempting to steal
- Made his first professional appearance as a pitcher, 5/27 vs Worcester

## 2020

- Did not play

## 2019

- Began season with Lakewood (A)
- Promoted to Clearwater (A), 6/13
- Was on the IL, 7/16-25, with a left eye laceration
- Promoted to Reading, 7/30
- Overall, caught nine runners in 35 stolen base attempts (25.7%)

## 2018

- Began his pro career with Gulf Coast League Phillies East (R)
- Slugged first two pro homers, 8/2 at GCL Braves
- Batted .362 (21-58) against RHP
- Caught six of 27 (22.2%) base runners attempting to steal

## PERSONAL

John Patrick Conley... Attended North Carolina State University... 2015 graduate of Leesville Road High School (NC)... **Signed by:** Kellan McKeon

## JACK CONLEY'S CAREER STATISTICS

| YEAR                 | CLUB           | AVG         | G          | AB         | R         | H         | 2B        | 3B       | HR        | RBI       | SH       | SF       | HP        | BB        | SO         | SB       | CS       | OBP         | SLG         | OPS         | E         |
|----------------------|----------------|-------------|------------|------------|-----------|-----------|-----------|----------|-----------|-----------|----------|----------|-----------|-----------|------------|----------|----------|-------------|-------------|-------------|-----------|
| 2018                 | GCL Phillies-E | .329        | 33         | 76         | 18        | 25        | 4         | 0        | 2         | 11        | 0        | 1        | 3         | 14        | 17         | 0        | 0        | .447        | .461        | .907        | 3         |
| 2019                 | Lakewood       | .190        | 19         | 58         | 5         | 11        | 3         | 0        | 0         | 2         | 1        | 0        | 1         | 6         | 14         | 0        | 0        | .277        | .241        | .518        | 4         |
|                      | Clearwater     | .167        | 9          | 30         | 1         | 5         | 1         | 0        | 0         | 3         | 2        | 0        | 2         | 0         | 8          | 0        | 0        | .219        | .200        | .419        | 1         |
|                      | Reading        | .273        | 8          | 22         | 5         | 6         | 1         | 0        | 1         | 1         | 0        | 0        | 0         | 6         | 7          | 1        | 0        | .429        | .455        | .883        | 1         |
| 2020                 | Did not play   |             |            |            |           |           |           |          |           |           |          |          |           |           |            |          |          |             |             |             |           |
| 2021                 | Lehigh Valley  | .111        | 7          | 18         | 3         | 2         | 2         | 0        | 0         | 0         | 0        | 0        | 0         | 3         | 10         | 0        | 0        | .238        | .222        | .460        | 1         |
|                      | Reading        | .155        | 44         | 142        | 20        | 22        | 5         | 1        | 4         | 12        | 2        | 0        | 1         | 16        | 46         | 1        | 0        | .245        | .289        | .534        | 4         |
| 2022                 | Reading        | .239        | 74         | 234        | 21        | 56        | 10        | 3        | 6         | 30        | 1        | 0        | 5         | 31        | 63         | 2        | 2        | .341        | .385        | .726        | 5         |
|                      | Lehigh Valley  | .125        | 5          | 16         | 1         | 2         | 0         | 0        | 0         | 2         | 1        | 0        | 0         | 2         | 8          | 1        | 0        | .222        | .125        | .347        | 0         |
| <b>Minors Totals</b> |                | <b>.216</b> | <b>199</b> | <b>596</b> | <b>74</b> | <b>19</b> | <b>26</b> | <b>4</b> | <b>13</b> | <b>61</b> | <b>7</b> | <b>1</b> | <b>12</b> | <b>78</b> | <b>173</b> | <b>5</b> | <b>2</b> | <b>.319</b> | <b>.339</b> | <b>.658</b> | <b>19</b> |

## CONLEY'S CAREER TRANSACTIONS

- Selected by Boston Red Sox in 30th round of 2015 MLB Draft, but did sign
- Selected by Philadelphia in 27th round of 2018 MLB Draft





# SERANTHONY DOMÍNGUEZ

Right-Handed Pitcher

58

**B-T:** R-R

**HT:** 6-1; **WT:** 225

**OPENING DAY AGE:** 28

**BORN:** November 25, 1994, Esperanza, DR

**RESIDES:** Esperanza, DR

**ML SERVICE:** 4 years, 131 days

**HOW OBTAINED:** Signed by Phillies as an amateur free agent, 10/6/11

**CONTRACT STATUS:** Signed a two-year contract extension with a club option for 2025 on 2/16/23

2023 PHILLIES

## 2022

- Was T-6th among NL relievers in wins (6) and set a new career high with 54 appearances
- Made the Phillies Opening Day roster and made his season debut that day, 4/8 vs OAK, his first appearance at CBP since 5/28/19 vs STL
- Posted a season-best 14.0-inning scoreless streak that spanned 14 appearances from 5/8-6/13
- Finished May with a 0.79 ERA (1 ER, 11.1 IP) in 11 games and limited opponents to a .171/.261/.220 slash line
- Was 9-for-11 in save opportunities; his save on 6/8 at WSH was his first since 9/30/18 at ATL
- On the 15-day IL with right triceps tendinitis, 8/18-9/10; included a rehab assignment to Lehigh Valley (AAA), 9/8-10
- In 23 appearances with zero or one day of rest, posted a 1.96 ERA (5 ER, 23.0 IP)
- Had a 1.10 ERA (2 ER, 16.1 IP) when working the ninth inning (17 appearances)
- Held opponents to a .196 AVG (10-51) with three extra-base hits with RISP
- Retired 43 of 54 first batters faced (79.6%)
- Did not allow a run in 37 of his final 44 appearances from 5/8-end of the season, posting a 2.81 ERA (13 ER, 41.2 IP)
- Pitched in his first career postseason, posting a 1.69 ERA (2 ER, 10.2 IP), 18 SO, 1 BB in nine appearances
- Began his postseason career with 18 strikeouts and no walks, the most strikeouts before issuing a walk by any pitcher to start his postseason career in MLB history
- Recorded a 2.0-inning save in Game 3 of the NLCS vs SD, joining Tug McGraw (3 times in 1980) as the only Phillies to do so in the postseason
- Earned a win in his WS debut in Game 1, 10/28 at HOU, after working 1.2 scoreless innings in the Phillies' come-from-behind victory

## 2021

- Began season on 60-day IL recovering from Tommy John surgery
- Was reinstated from the IL on 9/1 and optioned to Lehigh Valley following rehab assignments with Jersey Shore (A), 8/3-10, Reading (AA), 8/11-23, and Lehigh Valley, 8/24-31
- Recalled from Lehigh Valley on 10/2
- On 10/3 at MIA, appeared in his first ML game since 6/5/19 at SD

## 2020

- Missed the entire season with a right elbow injury
- Underwent UCL reconstruction surgery on 7/30 (Dr. James Andrews)

## 2019

- Made his first career Opening Day roster
- Held RHH to a .151/.274/.226 slash line in 63 plate appearances, striking out 20 of those 63 batters (31.7%)
- Had a 2.38 ERA (3 ER, 11.1 IP) over his final 12 games
- Was placed on the 10-day IL from 6/6 through the end of the season with a right elbow UCL injury

## 2018

- Among all NL relievers, finished 3rd in OPP OPS (.301), 4th in OPP AVG (.157) and 6th in WHIP (0.93)
- His 16 saves were tied for the most by any Phillies rookie reliever (Jack Meyer, 1955) since at least 1913, and his 74 strikeouts were T-4th
- Following the season, was named to *Baseball Digest's* Rookie All-Star Team
- Began season with Reading and was promoted to Lehigh Valley on 4/27
- Recalled on 5/7 and made his ML debut that day vs SF, recording his first strikeout
- Did not allow a hit or walk in his first six ML appearances, becoming the only reliever in ML history (since 1908) to do so in more than four straight to begin a career
- Began his career with 15.2 scoreless IP, most by a Phillies pitcher since Marty Bystrom had 20.0 straight scoreless IP to begin his career in 1980
- Drew a walk in his first career PA as a hitter, drawing his first walk before issuing his first as a pitcher (49 batters faced with 0 BB)
- Became one of four Phillies since 1900 to have 13+ strikeouts and zero walks in his first 10 relief appearances with the club (others: José Contreras, Billy Wagner and Bill Campbell)
- Earned his first ML save, 5/19 at STL (2.0 IP)
- Had a 10.1-inning scoreless streak, 6/27-7/22



- His 0.65 WHIP was the lowest ever by any Phillie through the All-Star break (min. 30.0 IP)
- Posted a 1.85 ERA (8 ER, 39.0 IP) in his first 34 career appearances and converted 12 of 13 save opportunities
- 43 of his 53 appearances were scoreless

## 2017

- Spent most of the season with Clearwater (A)
- Was on the IL, 5/30-7/20 (right shoulder strain); included two rehab starts for Gulf Coast League Phillies (R)
- Averaged 10.91 SO/9.0 IP (82 SO, 67.2 IP) between the two levels
- Had a 2.02 ERA (8 ER, 35.2 IP) over his first seven games (6 GS) with Clearwater and a 5.74 ERA (17 ER, 26.2 IP) over his final eight games (7 GS)
- Following the season, pitched for Cibao in the Dominican Winter League

## 2016

- Began the season with Williamsport (A)
- Promoted to Lakewood (A) on 7/5
- Allowed one ER or zero in seven of his 10 starts
- Finished the season with an active 16.0-inning scoreless streak and active 23.0-inning streak without allowing an ER

## 2015

- Second consecutive season with the GCL Phillies
- Participated in Florida Instructional League

## 2014

- Spent the entire season with the GCL Phillies
- Did not allow an ER over his final 13.2 innings (7 G), lowering his ERA from 6.57 to 3.12

## 2013

- Second season with the Dominican Summer League Phillies (R)
- Led the DSL in CG (2) & SHO (2) and T-3rd in starts (14)
- Went 2-1, 1.54 ERA (4 ER, 23.1 IP) over 4 August starts
- Allowed 2 ER or fewer in 11 of his 16 starts
- Participated in FIL

## 2012

- Began his pro career with DSL Phillies

## PERSONAL

Seranthony Ambioris Domínguez (pronounced serr-AN-toh-nee)... Married Darlina Sarahi Villanueva; has two sons, Saimon and Sander... **Hobby:** Playing PS4... **Signed by:** Koby Pérez

## SERANTHONY DOMÍNGUEZ'S CAREER STATISTICS

| YEAR                 | CLUB           | W-L                     | ERA         | G          | GS        | CG       | SHO      | SV        | IP           | H          | R          | ER         | HR        | HB        | BB         | SO         | WP        | BK       | AVG         |
|----------------------|----------------|-------------------------|-------------|------------|-----------|----------|----------|-----------|--------------|------------|------------|------------|-----------|-----------|------------|------------|-----------|----------|-------------|
| 2012                 | DSL Phillies   | 4-4                     | 3.48        | 15         | 11        | 0        | 0        | 0         | 67.1         | 63         | 32         | 26         | 5         | 7         | 26         | 40         | 7         | 0        | .252        |
| 2013                 | DSL Phillies   | 4-6                     | 2.96        | 14         | 14        | *2       | *2       | 0         | 76.0         | 60         | 34         | 25         | 1         | 6         | 30         | 58         | 15        | 1        | .217        |
| 2014                 | GCL Phillies   | 2-2                     | 3.12        | 14         | 0         | 0        | 0        | 0         | 26.0         | 26         | 11         | 9          | 1         | 2         | 14         | 24         | 10        | 0        | .260        |
| 2015                 | GCL Phillies   | 1-1                     | 2.35        | 2          | 1         | 0        | 0        | 0         | 7.2          | 6          | 2          | 2          | 1         | 0         | 7          | 9          | 1         | 0        | .207        |
| 2016                 | Williamsport   | 1-1                     | 2.12        | 3          | 3         | 0        | 0        | 0         | 17.0         | 8          | 6          | 4          | 0         | 2         | 4          | 15         | 6         | 1        | .136        |
|                      | Lakewood       | 5-2                     | 2.42        | 10         | 10        | 0        | 0        | 0         | 48.1         | 34         | 14         | 13         | 2         | 3         | 20         | 50         | 9         | 2        | .202        |
| 2017                 | Clearwater     | 4-4                     | 3.61        | 15         | 13        | 0        | 0        | 0         | 62.1         | 51         | 28         | 25         | 6         | 2         | 30         | 75         | 3         | 0        | .230        |
|                      | GCL Phillies   | 0-0                     | 5.06        | 2          | 2         | 0        | 0        | 0         | 5.1          | 5          | 3          | 3          | 0         | 0         | 4          | 7          | 2         | 0        | .250        |
| 2018                 | Reading        | 1-2                     | 2.08        | 8          | 0         | 0        | 0        | 0         | 13.0         | 8          | 6          | 3          | 0         | 2         | 2          | 18         | 1         | 0        | .178        |
|                      | Lehigh Valley  | 1-0                     | 0.00        | 3          | 0         | 0        | 0        | 0         | 3.2          | 0          | 0          | 0          | 0         | 0         | 1          | 3          | 0         | 0        | .000        |
|                      | PHILLIES       | 2-5                     | 2.95        | 53         | 0         | 0        | 0        | 16        | 58.0         | 32         | 19         | 19         | 4         | 4         | 22         | 74         | 10        | 0        | .157        |
| 2019                 | PHILLIES       | 3-0                     | 4.01        | 27         | 0         | 0        | 0        | 0         | 24.2         | 24         | 13         | 11         | 3         | 1         | 12         | 29         | 1         | 0        | .250        |
| 2020                 | PHILLIES       | Injured - Did not pitch |             |            |           |          |          |           |              |            |            |            |           |           |            |            |           |          |             |
| 2021                 | Jersey Shore+  | 0-0                     | 0.00        | 3          | 3         | 0        | 0        | 0         | 3.0          | 1          | 0          | 0          | 0         | 0         | 1          | 4          | 0         | 0        | .111        |
|                      | Reading+       | 1-0                     | 14.40       | 4          | 0         | 0        | 0        | 0         | 5.0          | 8          | 8          | 8          | 4         | 1         | 3          | 3          | 1         | 1        | .333        |
|                      | Lehigh Valley  | 0-1                     | 7.30        | 12         | 0         | 0        | 0        | 0         | 12.1         | 13         | 13         | 10         | 1         | 3         | 8          | 16         | 1         | 0        | .250        |
|                      | PHILLIES       | 0-0                     | 0.00        | 1          | 0         | 0        | 0        | 0         | 1.0          | 0          | 0          | 0          | 0         | 0         | 1          | 0          | 0         | 0        | .000        |
| 2022                 | PHILLIES       | 6-5                     | 3.00        | 54         | 0         | 0        | 0        | 9         | 51.0         | 36         | 18         | 17         | 4         | 1         | 22         | 61         | 3         | 0        | .197        |
|                      | Lehigh Valley+ | 0-0                     | 0.00        | 1          | 0         | 0        | 0        | 0         | 1.0          | 0          | 0          | 0          | 0         | 0         | 2          | 1          | 0         | 0        | .000        |
| <b>Minors Totals</b> |                | <b>24-23</b>            | <b>3.31</b> | <b>106</b> | <b>57</b> | <b>2</b> | <b>2</b> | <b>0</b>  | <b>348.0</b> | <b>283</b> | <b>157</b> | <b>128</b> | <b>21</b> | <b>28</b> | <b>152</b> | <b>323</b> | <b>56</b> | <b>5</b> | <b>.223</b> |
| <b>ML Totals</b>     |                | <b>11-10</b>            | <b>3.14</b> | <b>135</b> | <b>0</b>  | <b>0</b> | <b>0</b> | <b>25</b> | <b>134.2</b> | <b>92</b>  | <b>50</b>  | <b>47</b>  | <b>11</b> | <b>6</b>  | <b>56</b>  | <b>165</b> | <b>14</b> | <b>0</b> | <b>.189</b> |

\* League leader  
+ Rehab assignment

## DOMÍNGUEZ'S WILD CARD SERIES STATISTICS

| YEAR | CLUB, OPP | W-L | ERA  | G | GS | CG | SHO | SV | IP  | H | R | ER | HR | HB | BB | SO | WP | BK | AVG  |
|------|-----------|-----|------|---|----|----|-----|----|-----|---|---|----|----|----|----|----|----|----|------|
| 2022 | PHI, STL  | 0-0 | 0.00 | 1 | 0  | 0  | 0   | 0  | 0.2 | 1 | 0 | 0  | 0  | 0  | 0  | 2  | 0  | 0  | .333 |

## DOMÍNGUEZ'S DIVISION SERIES STATISTICS

| YEAR | CLUB, OPP | W-L | ERA  | G | GS | CG | SHO | SV | IP  | H | R | ER | HR | HB | BB | SO | WP | BK | AVG  |
|------|-----------|-----|------|---|----|----|-----|----|-----|---|---|----|----|----|----|----|----|----|------|
| 2022 | PHI, ATL  | 1-0 | 0.00 | 2 | 0  | 0  | 0   | 0  | 3.0 | 0 | 0 | 0  | 0  | 0  | 6  | 0  | 0  | 0  | .000 |

## DOMÍNGUEZ'S LEAGUE CHAMPIONSHIP SERIES STATISTICS

| YEAR | CLUB, OPP | W-L | ERA  | G | GS | CG | SHO | SV | IP  | H | R | ER | HR | HB | BB | SO | WP | BK | AVG  |
|------|-----------|-----|------|---|----|----|-----|----|-----|---|---|----|----|----|----|----|----|----|------|
| 2022 | PHI, SD   | 0-0 | 2.25 | 3 | 0  | 0  | 0   | 1  | 4.0 | 2 | 1 | 1  | 0  | 0  | 0  | 7  | 3  | 0  | .143 |

## DOMÍNGUEZ'S WORLD SERIES STATISTICS

| YEAR | CLUB, OPP | W-L | ERA  | G | GS | CG | SHO | SV | IP  | H | R | ER | HR | HB | BB | SO | WP | BK | AVG  |
|------|-----------|-----|------|---|----|----|-----|----|-----|---|---|----|----|----|----|----|----|----|------|
| 2022 | PHI, HOU  | 1-0 | 3.00 | 3 | 0  | 0  | 0   | 0  | 3.0 | 4 | 1 | 1  | 0  | 0  | 1  | 3  | 1  | 0  | .308 |

## DOMÍNGUEZ'S CAREER TRANSACTIONS

- Signed by Philadelphia as an amateur free agent, October 6, 2011
- On injured list with a right elbow UCL injury, June 6, 2019 through the remainder of the season
- On injured list with a right elbow UCL injury, June 28, 2020 through the remainder of the season
- On injured list recovering from Tommy John surgery, February 17-August 31, 2021; included rehab assignments with Jersey Shore, August 3-10, Reading, August 11-23, and Lehigh Valley, August 24-31
- On injured list with right triceps tendinitis, August 18-September 10, 2022; included rehab assignment to Lehigh Valley, September 8-10


## DOMÍNGUEZ'S CAREER FIELDING

| POSITION | PCT  | G   | PO | A  | E | TC | DP |
|----------|------|-----|----|----|---|----|----|
| Pitcher  | .960 | 135 | 12 | 12 | 1 | 25 | 0  |

## DOMÍNGUEZ'S GAME HIGHS

**STRIKEOUTS:** 4 – 6/10/18 vs MIL... **WALKS:** 3 – 3 times, last: 7/15/22 at MIA... **LONGEST OUTING:** 2.0 inn. – 7 times, last: 5/20/19 at CHI... **WINNING STREAK:** 4 games – 8/29/18-4/11/22... **LOSING STREAK:** 5 games – 6/19-8/25/18... **SCORELESS STREAK:** 15.2 inn. – 5/7-6/6/18





## JON DUPLANTIER

Right-Handed Pitcher

50

**B-T:** L-R

**HT:** 6-4; **WT:** 230

**OPENING DAY AGE:** 28

**BORN:** July 11, 1994, Newark, DE

**RESIDES:** Houston, TX

**ML SERVICE:** 135 days

**HOW OBTAINED:** Signed by Phillies as a minor league free agent, 1/4/23

@dup\_thereitis

@dup\_thereitis

**Non-Roster Invitee**

### 2022

- Spent the season with Oklahoma City (AAA) in LAD's system
- Made 14 starts and appeared in 20 games in relief
- Averaged 10.47 SO/9.0 IP (109 SO, 93.2 IP)
- His 93.2 innings were his most since 2017

### 2021

- Was limited to just eight games with a lat strain
- Appeared in four ML games in May-June, three with Reno (AAA) and one on a rehab assignment with the Arizona League D-backs (R)
- Selected by LAD in the triple-A phase of the Rule 5 draft following the season

### 2020

- Spent season at ARI's alternate training site

### 2019

- Had his contract selected by ARI on 4/1 and made his ML debut that day at SD
- Earned the save in his debut after tossing 3.0 scoreless innings with one hit allowed
- Joined Byung-Hyun Kim (5/2/99) as the only D-backs to earn a save in their debut and was the first pitcher in MLB to do so since Dale Thayer on 5/22/09
- Appeared in 15 total games (12 in relief, 3 starts) over several stints with ARI
- Made his first ML start on 5/31 vs NYM
- On the IL, 6/12-7/18, with right shoulder inflammation; included rehab assignments to AZL D-backs and Visalia (A)
- Recorded his first ML hit in the 15th inning on 9/24 vs STL, becoming the fourth pitcher in ARI history to record a hit in extra innings
- Most of his time in the minors was spent with Reno
- Between three minor league levels, combined to post a 1-2 record with a 5.44 ERA (26 ER, 43.0 IP), 50 SO

### 2018

- Spent the majority of the season with Jackson (AA)
- Surrendered only four home runs in 67.0 IP (0.54 HR/9.0 IP) over 14 starts
- Named Southern League Pitcher of the Week, 5/21-27

- On the IL, 6/3-7/31, with a right shoulder strain; included a minor league rehab assignment to AZL D-backs
- Overall, averaged 9.39 SO/9.0 IP (86 SO, 74.0 IP)
- Pitched for Salt River in the Arizona Fall League following the season
- Participated in the AFL Rising Stars Game and was named to the MLB Pipeline All-AFL Team

### 2017

- Named ARI's Minor League Pitcher of the Year and MLB Pipeline Pitcher of the Year
- Pitched for the U.S. Team in the All-Star Futures Game at Marlins Park
- Selected to *Baseball America's* First-Team Minor League All-Star Team
- Named a Midwest League midseason All-Star and MiLB.com Organization All-Star
- Was MiLB.com Staff Choice for Best Starting Pitcher
- Led all minor league players with a 1.39 ERA (21 ER, 136.0 IP)
- Selected as Midwest League Pitcher of the Month for July
- Split season between Visalia and Kane County (A)
- Combined to post a 12-3 record, 1.39 ERA, 165 SO, 0.98 WHIP and .192 OPP AVG in 25 appearances (24 starts) between the two levels

### 2016

- Began pro career with Hillsboro (A)

### PERSONAL

Jon Christopher Duplantier (pronounced doo-PLAHN-tee-ay)... Attended Rice University (TX)... Went 9-10 with a 2.91 ERA and 206 strikeouts in 35 games (23 starts) in two seasons... Missed sophomore season with shoulder injury... Earned Third-Team All-America honors and was Conference USA Pitcher of the Year as a junior in 2016 after going 7-7 with a 3.24 ERA and 148 strikeouts in 111.0 innings... Ranked second in strikeouts among all NCAA Division I pitchers... Turned down an offer to play quarterback at Yale University to play baseball at Rice... 2013 graduate of Seven Lakes High School (TX)... Spent parts of his childhood living in Dubai and Jakarta as his dad works in the oil and gas industry... **Signed by:** Rusty Pendergrass

## JON DUPLANTIER'S CAREER STATISTICS

| YEAR                 | CLUB          | W-L         | ERA         | G         | GS        | CG       | SHO      | SV       | IP           | H          | R          | ER         | HR        | HB        | BB         | SO         | WP        | BK       | AVG         |
|----------------------|---------------|-------------|-------------|-----------|-----------|----------|----------|----------|--------------|------------|------------|------------|-----------|-----------|------------|------------|-----------|----------|-------------|
| 2016                 | Hillsboro     | 0-0         | 0.00        | 1         | 0         | 0        | 0        | 0        | 1.0          | 0          | 0          | 0          | 0         | 0         | 2          | 3          | 0         | 0        | .000        |
| 2017                 | Kane County   | 6-1         | 1.24        | 13        | 12        | 0        | 0        | 0        | 72.2         | 45         | 13         | 10         | 4         | 4         | 15         | 78         | 5         | 0        | .180        |
|                      | Visalia       | 6-2         | 1.56        | 12        | 12        | 0        | 0        | 0        | 63.1         | 46         | 13         | 11         | 2         | 2         | 27         | 87         | 6         | 2        | .204        |
| 2018                 | Jackson       | 5-1         | 2.69        | 14        | 14        | 0        | 0        | 0        | 67.0         | 52         | 24         | 20         | 4         | 3         | 28         | 68         | 3         | 0        | .217        |
|                      | AZL D-backs   | 0-0         | 1.29        | 2         | 2         | 0        | 0        | 0        | 7.0          | 5          | 1          | 1          | 0         | 0         | 2          | 9          | 0         | 0        | .200        |
| 2019                 | ARIZONA       | 1-1         | 4.42        | 15        | 3         | 0        | 0        | 1        | 36.2         | 39         | 18         | 18         | 2         | 5         | 18         | 34         | 2         | 0        | .283        |
|                      | Reno          | 1-2         | 5.21        | 13        | 11        | 0        | 0        | 0        | 38.0         | 31         | 25         | 22         | 1         | 2         | 28         | 44         | 3         | 0        | .233        |
|                      | AZL D-backs+  | 0-0         | 18.00       | 2         | 2         | 0        | 0        | 0        | 2.0          | 5          | 5          | 4          | 1         | 0         | 3          | 3          | 0         | 1        | .455        |
| 2020                 | Visalia+      | 0-0         | 0.00        | 1         | 1         | 0        | 0        | 0        | 3.0          | 2          | 0          | 0          | 0         | 0         | 3          | 0          | 0         | .222     |             |
|                      | Did not pitch |             |             |           |           |          |          |          |              |            |            |            |           |           |            |            |           |          |             |
| 2021                 | Reno          | 1-0         | 7.71        | 3         | 2         | 0        | 0        | 0        | 7.0          | 9          | 6          | 6          | 1         | 1         | 5          | 4          | 0         | 0        | .310        |
|                      | ARIZONA       | 0-3         | 13.15       | 4         | 4         | 0        | 0        | 0        | 13.0         | 19         | 19         | 19         | 5         | 2         | 8          | 12         | 0         | 0        | .322        |
|                      | AZL D-backs+  | 0-0         | 9.00        | 1         | 1         | 0        | 0        | 0        | 1.0          | 2          | 1          | 1          | 0         | 0         | 0          | 1          | 0         | 0        | .400        |
| 2022                 | Oklahoma City | 5-3         | 4.80        | 34        | 14        | 0        | 0        | 0        | 93.2         | 85         | 56         | 50         | 18        | 6         | 57         | 109        | 7         | 1        | .235        |
| <b>Minors Totals</b> |               | <b>24-9</b> | <b>3.16</b> | <b>96</b> | <b>71</b> | <b>0</b> | <b>0</b> | <b>0</b> | <b>355.2</b> | <b>282</b> | <b>144</b> | <b>125</b> | <b>31</b> | <b>18</b> | <b>167</b> | <b>409</b> | <b>24</b> | <b>4</b> | <b>.218</b> |
| <b>ML</b>            | <b>Totals</b> | <b>1-4</b>  | <b>6.70</b> | <b>19</b> | <b>7</b>  | <b>0</b> | <b>0</b> | <b>1</b> | <b>49.2</b>  | <b>58</b>  | <b>37</b>  | <b>37</b>  | <b>7</b>  | <b>7</b>  | <b>26</b>  | <b>46</b>  | <b>2</b>  | <b>0</b> | <b>.294</b> |

+ Rehab assignment

2023 PHILLIES

## DUPLANTIER'S CAREER TRANSACTIONS

- Selected by Arizona Diamondbacks in 3rd round of 2016 MLB Draft
- On injured list with right shoulder inflammation, June 12-July 18, 2019; included rehab assignment to AZL Diamondbacks, July 7-17, and Visalia, July 18
- On injured list with a lat strain, June 14-July 2, 2021; included rehab assignment to AZL Diamondbacks, July 2
- Signed by San Francisco Giants as a minor league free agent, November 30, 2021
- Selected by Los Angeles Dodgers in minor league Rule 5 draft, December 8, 2021
- Signed by Philadelphia as a minor league free agent, January 4, 2023

## DUPLANTIER'S CAREER FIELDING

| POSITION | PCT   | G  | PO | A | E | TC | DP |
|----------|-------|----|----|---|---|----|----|
| Pitcher  | 1.000 | 19 | 2  | 3 | 0 | 5  | 0  |

## DUPLANTIER'S GAME HIGHS

**LOW-HIT CG:** N/A... **SHUTOUTS:** N/A... **STRIKEOUTS:** 7 – 6/5/19 vs LAD... **WALKS:** 3 – 4 times, last: 6/8/21 at OAK... **LONGEST OUTING:** 5.0 inn. – 2 times, last: 6/5/19 vs LAD... **WINNING STREAK:** N/A... **LOSING STREAK:** 4 games – 6/11/19-current... **SCORELESS STREAK:** 9.0 inn. – 4/1-5/9/19





## BAILEY FALTER

Left-Handed Pitcher

70

@baileyfalter

**B-T:** R-L

**HT:** 6-3; **WT:** 205

**OPENING DAY AGE:** 25

**BORN:** April 24, 1997, Chino Hills, CA

**RESIDES:** Chino Hills, CA

**ML SERVICE:** 1 year, 32 days

**HOW OBTAINED:** Selected by Phillies in 5th round of 2015 MLB Draft

### 2022

- Made his first career Opening Day roster
- Had eight stints with the Phillies: Opening Day-4/25, 5/11, 5/27, 6/17, 6/30-7/7, 7/24-8/3, 8/20 and 8/26-end of season
- Began the season as a reliever (4 apps) and was transitioned to a starting role during his first stint with Lehigh Valley (AAA)
- Made 16 starts for Philadelphia, posting a 3.76 ERA (32 ER, 76.2 IP), and the Phillies won 11 of them
- Struck out a career-best eight batters, 7/29 at PIT
- Pitched at least 6.0 innings and allowed three runs or fewer on five hits or fewer in four straight starts, 7/29-8/31, including a career-high 6.1 IP with one run on 8/31 at ARI; was the first Phillies LHP with four straight such starts since Cole Hamels in 2014
- Posted a 3.00 ERA (17 ER, 51.0 IP) and 1.06 WHIP (7 BB, 47 H) over his final 10 starts beginning on 7/29
- In seven starts from 7/29-9/18, his 2.45 ERA (11 ER, 40.1 IP) was the lowest among qualifying Phillies starters and T-10th among NL starters
- Walked consecutive batters on 8/20 vs NYM and then went 119 straight batters without issuing a walk
- Earned a win in five straight starts, 8/20-9/13, the most by any Phillie since 2018 (Zach Eflin, 6 and Aaron Nola, 5) and most by a Phillies LHP since 2015 (Cole Hamels, 5)
- Pitched at least 5.0 innings and issued no walks in four straight starts, 8/26-9/13, tied for the most consecutive such starts by a Phillie since Robin Roberts had five in 1953
- Made eight starts for the Phillies after a loss, and in those starts had a 2.39 ERA (10 ER, 37.2 IP), allowing one or no runs in six of them, including each of his last five
- Finished his season with a streak of 14 straight starts with two or fewer walks and walked one or none in 10 of those
- Had the 3rd-lowest BB % (4.3, 7 BB, 282 BF) in the NL behind Max Scherzer (3.5) and Aaron Nola (3.9) and ninth in MLB (min. 250 BF) from 6/17-end of season
- His 5.42 SO/BB (65 SO, 12 BB) from 6/17-end of season was 9th in the NL among pitchers with at least 250 batters faced
- Surrendered only five hits to the final 43 LHH he faced (.116 AVG) and the 74 LHH he faced all season drove in only eight runs
- Made Philadelphia's NLWCS, NLDS and NLCS rosters, appearing in one postseason game (started Game 4 of the NLCS vs SD)

### 2021

- Began season at alternate training site in Lehigh Valley and began minor league season with Lehigh Valley
- Was recalled by the Phillies for a brief stint, 4/20-25, during which he made his ML debut on 4/25 at COL
- Was recalled again on 6/14 from Lehigh Valley
- On 6/14 at LAD, allowed one base runner in 3.0 scoreless IP, becoming the first Phillie since 1992 (Keith Shepherd) to do so within his first two career games, and only the seventh Phillie to do so since at least 1901
- Had at least one strikeout in each of his first 17 career appearances, tied for longest such streak to begin a career by a Phillies reliever (other: Mark Leiter)
- Was on the COVID-related IL, 7/11-15 and 7/20-8/13, with the latter stint including a rehab assignment to Lehigh Valley, 8/12-13
- Struck out 34 of the 139 batters he faced (24.4%) and walked only six (4.3%)
- Half of his appearances (11 of 22) were more than 1.0 inning and seven were at least 2.0 innings

### 2020

- Did not pitch
- Participated in Florida Instructional League

### 2019

- Spent season with Reading (AA)
- Posted a 2.54 ERA (11 ER, 39.0 IP) in seven starts from 4/16-5/29
- Averaged 1.75 BB/9.0 IP (15 BB, 77.1 IP)
- Was on the IL from 7/11-end of season (left elbow inflammation)

### 2018

- Named a Florida State League midseason All-Star
- Twice chosen as FSL Pitcher of the Week (4/23-29 & 5/7-13)
- Selected as Phillies Minor League Pitcher of the Week three times (4/23-29, 5/7-13 & 8/13-19)
- Ranked T-10th in the FSL in wins (8)
- Began season with Clearwater (A)
- Struck out a career-high 11 batters on 5/12 vs Daytona
- Was on the IL from 7/8-8/6 with left shoulder inflammation; included rehab assignments at Gulf Coast League Phillies East and West (R)
- Went 3-0 with a 1.20 ERA (4 ER, 30.0 IP) and surrendered just three walks over his last five starts
- Walked one or none in 14 of his 17 starts with Clearwater
- Following the season, pitched for Mayaguez in the Puerto Rican Winter League

**2017**

- Spent entire season with Lakewood (A)
- Finished 7th in the South Atlantic League in ERA (2.99)
- Named Phillies Minor League Pitcher of the Week, 7/24-30
- Struck out nine over 7.0 scoreless IP on 7/29 vs Hickory
- Held opponents to a .116 AVG (5-43) with RISP and two outs
- Went 5-2 with a 1.69 ERA (11 ER, 58.2 IP) and 63 SO in 10 home starts
- Posted a 1.78 ERA (7 ER, 35.1 IP) in his last six starts
- Did not surrender more than one walk in 13 of his 21 starts

**2016**

- Spent entire season with Williamsport (A)
- Struck out 31 batters in 22.0 IP over four starts, 7/1-21
- Named New York-Penn League Pitcher of the Week, 7/18-24

- Surrendered only one home run in his final 43.2 IP
- Participated in FIL

**2015**

- Began pro career with Gulf Coast League Phillies
- Did not allow an earned run in four of his seven starts
- Averaged 0.94 BB/9.0 IP (3 BB, 28.2 IP)
- Participated in FIL

**PERSONAL**

Bailey Falter... Engaged to Kylee Card... 2015 graduate of Chino Hills High School (CA)... **Hobbies:** Boating, working on cars and watching UFC... **Signed by:** Demerius Pittman

**BAILEY FALTER'S CAREER STATISTICS**

| YEAR                 | CLUB           | W-L          | ERA         | G         | GS        | CG       | SHO      | SV       | IP           | H          | R          | ER         | HR        | HB        | BB        | SO         | WP        | BK       | AVG         |
|----------------------|----------------|--------------|-------------|-----------|-----------|----------|----------|----------|--------------|------------|------------|------------|-----------|-----------|-----------|------------|-----------|----------|-------------|
| 2015                 | GCL Phillies   | 1-2          | 3.45        | 8         | 7         | 0        | 0        | 0        | 28.2         | 28         | 12         | 11         | 2         | 1         | 3         | 25         | 1         | 0        | .259        |
| 2016                 | Williamsport   | 1-6          | 3.17        | 13        | 13        | 0        | 0        | 0        | 59.2         | 61         | 31         | 21         | 3         | 3         | 17        | 59         | 5         | 0        | .257        |
| 2017                 | Lakewood       | 8-7          | 2.99        | 21        | 21        | 0        | 0        | 0        | 114.1        | 117        | 41         | 38         | 7         | 5         | 23        | 105        | 13        | 0        | .270        |
| 2018                 | Clearwater     | 8-4          | 2.69        | 17        | 17        | 0        | 0        | 0        | 93.2         | 87         | 35         | 28         | 6         | 3         | 15        | 83         | 3         | 0        | .247        |
|                      | GCL Phillies-E | 0-0          | 0.00        | 1         | 1         | 0        | 0        | 0        | 3.2          | 2          | 0          | 0          | 0         | 0         | 6         | 0          | 0         | .154     |             |
|                      | GCL Phillies-W | 0-1          | 6.23        | 1         | 1         | 0        | 0        | 0        | 4.1          | 7          | 4          | 3          | 1         | 0         | 0         | 7          | 1         | 0        | .333        |
| 2019                 | Reading        | 6-5          | 3.84        | 14        | 14        | 0        | 0        | 0        | 77.1         | 82         | 37         | 33         | 9         | 0         | 15        | 62         | 3         | 0        | .272        |
| 2020                 | Did not pitch  |              |             |           |           |          |          |          |              |            |            |            |           |           |           |            |           |          |             |
| 2021                 | Lehigh Valley  | 2-0          | 1.76        | 8         | 6         | 0        | 0        | 0        | 30.2         | 23         | 6          | 6          | 3         | 0         | 8         | 44         | 0         | 0        | .205        |
|                      | PHILLIES       | 2-1          | 5.61        | 22        | 1         | 0        | 0        | 0        | 33.2         | 34         | 21         | 21         | 5         | 2         | 6         | 34         | 2         | 0        | .262        |
| 2022                 | PHILLIES       | 6-4          | 3.86        | 20        | 16        | 0        | 0        | 0        | 84.0         | 85         | 39         | 36         | 16        | 6         | 17        | 74         | 2         | 0        | .263        |
|                      | Lehigh Valley  | 4-1          | 1.91        | 9         | 9         | 0        | 0        | 0        | 47.0         | 25         | 10         | 10         | 4         | 2         | 6         | 49         | 0         | 0        | .157        |
| <b>Minors Totals</b> |                | <b>30-26</b> | <b>2.94</b> | <b>92</b> | <b>89</b> | <b>0</b> | <b>0</b> | <b>0</b> | <b>459.1</b> | <b>432</b> | <b>176</b> | <b>150</b> | <b>35</b> | <b>14</b> | <b>87</b> | <b>440</b> | <b>26</b> | <b>0</b> | <b>.249</b> |
| <b>ML</b>            | <b>Totals</b>  | <b>8-5</b>   | <b>4.36</b> | <b>42</b> | <b>17</b> | <b>0</b> | <b>0</b> | <b>0</b> | <b>117.2</b> | <b>119</b> | <b>60</b>  | <b>57</b>  | <b>21</b> | <b>8</b>  | <b>23</b> | <b>108</b> | <b>4</b>  | <b>0</b> | <b>.263</b> |

**FALTER'S WILD CARD SERIES STATISTICS**

| YEAR | CLUB, OPP | W-L           | ERA | G | GS | CG | SHO | SV | IP | H | R | ER | HR | HB | BB | SO | WP | BK | AVG |
|------|-----------|---------------|-----|---|----|----|-----|----|----|---|---|----|----|----|----|----|----|----|-----|
| 2022 | PHI, STL  | Did not pitch |     |   |    |    |     |    |    |   |   |    |    |    |    |    |    |    |     |

**FALTER'S DIVISION SERIES STATISTICS**

| YEAR | CLUB, OPP | W-L           | ERA | G | GS | CG | SHO | SV | IP | H | R | ER | HR | HB | BB | SO | WP | BK | AVG |
|------|-----------|---------------|-----|---|----|----|-----|----|----|---|---|----|----|----|----|----|----|----|-----|
| 2022 | PHI, ATL  | Did not pitch |     |   |    |    |     |    |    |   |   |    |    |    |    |    |    |    |     |

**FALTER'S LEAGUE CHAMPIONSHIP SERIES STATISTICS**

| YEAR | CLUB, OPP | W-L | ERA   | G | GS | CG | SHO | SV | IP  | H | R | ER | HR | HB | BB | SO | WP | BK | AVG  |
|------|-----------|-----|-------|---|----|----|-----|----|-----|---|---|----|----|----|----|----|----|----|------|
| 2022 | PHI, SD   | 0-0 | 54.00 | 1 | 1  | 0  | 0   | 0  | 0.2 | 3 | 4 | 4  | 1  | 0  | 1  | 0  | 0  | 0  | .600 |

**FALTER'S CAREER TRANSACTIONS**

- Selected by Philadelphia in 5th round of 2015 MLB Draft
- On COVID-related injured list, July 11-15, 2021
- On COVID-related injured list, July 20-August 13, 2021; included rehab assignment to Lehigh Valley, August 12-13

**FALTER'S CAREER FIELDING**

| POSITION | PCT   | G  | PO | A | E | TC | DP |
|----------|-------|----|----|---|---|----|----|
| Pitcher  | 1.000 | 42 | 4  | 6 | 0 | 10 | 0  |

**FALTER'S GAME HIGHS**

**LOW-HIT CG:** N/A... **SHUTOUTS:** N/A... **STRIKEOUTS:** 8 – 7/9/22 at PIT... **WALKS:** 3 – 5/27/22 at NYM... **LONGEST OUTING:** 6.1 inn. – 8/31/22 at ARI... **WINNING STREAK:** 5 games – 8/20-9/13/22... **LOSING STREAK:** 4 games – 9/10/21-5/27/22... **SCORELESS STREAK:** 8.0 inn. – 8/20-26/22



# VITO FRISCIA

Catcher

80

@v\_friscia27

**B-T:** R-R

**HT:** 6-3; **WT:** 250

**OPENING DAY AGE:** 26

**BORN:** December 19, 1996, Bethpage, NY

**RESIDES:** Valley Stream, NY

**HOW OBTAINED:** Selected by Phillies in 40th round of 2019 MLB Draft

Non-Roster Invitee

## 2022

- Spent majority of season with Reading (AA)
- Led all Reading hitters in OBP (.374, min. 340 PA)
- Promoted to Lehigh Valley (AAA) on 9/1 for the remainder of the season
- Defensively, made starts at catcher (23), LF (8), 1st base (4) and RF (2)

## 2021

- Named an MiLB.com Organization All-Star
- Spent entire season with Jersey Shore (A) except for one game with Lehigh Valley
- Led Jersey Shore in OBP (.416, min. 200 PA)
- Ranked 9th among High-A East hitters in walks (45)
- Defensively, made starts at catcher (4) and 1st base (34)
- Hit safely in 16 of 18 August games, batting .309 (21-68)

## 2020

- Did not play

## 2019

- Began pro career with Gulf Coast League Phillies East (R)
- Defensively, made 25 starts at 1st base and 15 at catcher
- Posted a .333/.418/.464 slash line in 20 August games

## PERSONAL

Vito Joseph Friscia (pronounced FREE-shuh)... 2019 graduate of Hofstra University (NY) with a degree in accounting... 2015 graduate of Valley Stream Central High School (NY)...

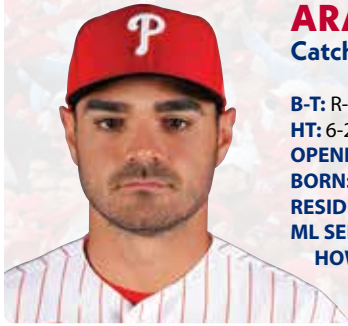
**Signed by:** Alex Agostino

## VITO FRISCIA'S CAREER STATISTICS

| YEAR                 | CLUB           | AVG         | G          | AB         | R         | H          | 2B        | 3B       | HR        | RBI       | SH       | SF        | HP        | BB         | SO         | SB       | CS       | OBP         | SLG         | OPS         | E         |
|----------------------|----------------|-------------|------------|------------|-----------|------------|-----------|----------|-----------|-----------|----------|-----------|-----------|------------|------------|----------|----------|-------------|-------------|-------------|-----------|
| 2019                 | GCL Phillies-E | .275        | 43         | 142        | 19        | 39         | 9         | 1        | 3         | 18        | 0        | 3         | 1         | 19         | 33         | 1        | 0        | .358        | .415        | .773        | 1         |
| 2020                 | Did not play   |             |            |            |           |            |           |          |           |           |          |           |           |            |            |          |          |             |             |             |           |
| 2021                 | Jersey Shore   | .265        | 76         | 257        | 32        | 68         | 14        | 2        | 7         | 40        | 0        | 5         | 5         | 45         | 88         | 3        | 0        | .378        | .416        | .794        | 3         |
|                      | Lehigh Valley  | .333        | 1          | 3          | 1         | 1          | 1         | 0        | 0         | 0         | 0        | 0         | 0         | 1          | 1          | 0        | 0        | .500        | .667        | 1.167       | 0         |
| 2022                 | Reading        | .245        | 83         | 282        | 37        | 69         | 16        | 1        | 10        | 39        | 0        | 3         | 4         | 56         | 87         | 0        | 0        | .374        | .415        | .789        | 7         |
|                      | Lehigh Valley  | .063        | 6          | 16         | 1         | 1          | 0         | 0        | 0         | 0         | 0        | 0         | 0         | 2          | 7          | 0        | 0        | .167        | .063        | .230        | 0         |
| <b>Minors Totals</b> |                | <b>.254</b> | <b>209</b> | <b>700</b> | <b>90</b> | <b>178</b> | <b>40</b> | <b>4</b> | <b>20</b> | <b>97</b> | <b>0</b> | <b>11</b> | <b>10</b> | <b>123</b> | <b>216</b> | <b>4</b> | <b>0</b> | <b>.368</b> | <b>.409</b> | <b>.777</b> | <b>11</b> |

## FRISCIA'S CAREER TRANSACTIONS

- Selected by Philadelphia in 40th round of 2019 MLB Draft



# ARAMIS GARCIA

Catcher

41

**B-T:** R-R

**HT:** 6-2; **WT:** 225

**OPENING DAY AGE:** 30

**BORN:** January 12, 1993, Hialeah, FL

**RESIDES:** Phoenix, AZ

**ML SERVICE:** 3 years, 36 days

**HOW OBTAINED:** Signed by Phillies as a minor league free agent, 2/14/23

**Non-Roster Invitee**

## 2022

- Was a non-roster invitee to spring training with CIN and made the Opening Day roster
- Was on the 10-day IL with a left middle finger sprain, 7/7-10/3; included a rehab assignment to Louisville (AAA)
- In 15 games before the injury, hit .387 (12-31)
- Activated on 10/4 and played in the final two games of the season

## 2021

- Split the season between Las Vegas (AAA) and OAK
- Following the season, played for Escogido in the Dominican Winter League

## 2020

- Underwent surgery to repair a torn labrum in his right hip on 2/6
- On injured list, 3/10-11/1, which included a rehab assignment to SF's alternate site

## 2019

- Began season with Sacramento (AAA)
- Had two stints with SF, starting eight games at catcher
- Following the season, played in the Dominican Winter League, where he sustained a torn labrum in his right hip

## 2018

- Began season with Richmond (AA)
- Was promoted to Sacramento on 8/6
- Recalled by SF on 8/26 and made his ML debut on 8/31 vs NYM; hit a home run for his first career hit, becoming the 18th SF batter since 1919 to do so
- Collected his first two career hits in the eighth inning, becoming the first player in the modern era to do so for SF
- Four of his 18 hits were home runs (.492 SLG)

## 2017

- Spent majority of the season with San Jose (A), but also appeared in 22 games for Richmond (AA)
- Named an MiLB.com SF Organization All-Star and a California League midseason and postseason All-Star
- Named CL Player of the Week, 4/9-15
- On the IL with a concussion, 4/21-5/2
- Following the season, played for Scottsdale in the Arizona Fall League and was named an AFL Rising Star

## 2016

- Spent most of the season with San Jose; also appeared in six rehab games for Arizona League Giants (R)
- On IL with a left hamstring strain, 5/10-16 and with facial fractures, 5/23-8/8
- Following the season, played for Scottsdale in the Arizona Fall League

## 2015

- Spent most of the season with Augusta (A)
- Named an MiLB.com SF Organization All-Star and a South Atlantic League midseason All-Star
- On IL with a thoracic spine strain, 5/27-6/2
- Named SAL Player of the Week, 7/13-19

## 2014

- Split first pro season between AZL Giants and Salem-Keizer (A)

## PERSONAL

Aramis Michael Garcia (pronounced AIR-uh-mus)... 2011 graduate of Pines Charter High School (FL)... Attended Florida International University and was named 2014 Conference USA Player of the Year... Was a 2013 and 2014 semifinalist for the Johnny Bench Award as the best collegiate catcher in the country... **Signed by:** Jose Alou

## ARAMIS GARCIA'S CAREER STATISTICS

| YEAR                 | CLUB          | AVG         | G          | AB          | R          | H          | 2B         | 3B       | HR        | RBI        | SH       | SF        | HP        | BB         | SO         | SB       | CS       | OBP         | SLG         | OPS         | E         |
|----------------------|---------------|-------------|------------|-------------|------------|------------|------------|----------|-----------|------------|----------|-----------|-----------|------------|------------|----------|----------|-------------|-------------|-------------|-----------|
| 2014                 | AZL Giants    | .219        | 8          | 32          | 6          | 7          | 3          | 0        | 0         | 3          | 1        | 0         | 0         | 5          | 6          | 0        | 0        | .324        | .313        | .637        | 2         |
|                      | Salem-Keizer  | .229        | 20         | 70          | 5          | 16         | 3          | 0        | 2         | 12         | 0        | 0         | 1         | 5          | 19         | 0        | 0        | .289        | .357        | .646        | 3         |
| 2015                 | Augusta       | .273        | 83         | 319         | 42         | 87         | 15         | 1        | 15        | 61         | 0        | 4         | 5         | 35         | 77         | 0        | 1        | .350        | .467        | .817        | 6         |
|                      | San Jose      | .227        | 20         | 75          | 10         | 17         | 4          | 0        | 0         | 5          | 0        | 0         | 0         | 9          | 22         | 1        | 0        | .310        | .280        | .590        | 0         |
| 2016                 | AZL Giants    | .227        | 6          | 22          | 1          | 5          | 1          | 0        | 0         | 4          | 0        | 1         | 0         | 0          | 1          | 0        | 0        | .217        | .273        | .490        | 0         |
|                      | San Jose      | .257        | 41         | 144         | 20         | 37         | 6          | 0        | 2         | 20         | 2        | 0         | 0         | 14         | 42         | 1        | 0        | .323        | .340        | .663        | 0         |
| 2017                 | San Jose      | .272        | 81         | 324         | 43         | 88         | 20         | 1        | 17        | 65         | 0        | 2         | 6         | 15         | 73         | 0        | 0        | .314        | .497        | .811        | 5         |
|                      | Richmond      | .282        | 22         | 78          | 11         | 22         | 12         | 0        | 0         | 8          | 0        | 1         | 1         | 9          | 21         | 0        | 0        | .360        | .436        | .796        | 3         |
| 2018                 | Richmond      | .233        | 80         | 301         | 36         | 70         | 14         | 1        | 11        | 33         | 0        | 3         | 4         | 20         | 76         | 0        | 1        | .287        | .395        | .682        | 4         |
|                      | Sacramento    | .237        | 10         | 38          | 5          | 9          | 1          | 0        | 0         | 4          | 0        | 1         | 0         | 2          | 12         | 0        | 0        | .268        | .263        | .531        | 2         |
|                      | SAN FRANCISCO | .286        | 19         | 63          | 8          | 18         | 1          | 0        | 4         | 9          | 0        | 0         | 0         | 2          | 31         | 0        | 0        | .308        | .492        | .800        | 1         |
| 2019                 | Sacramento    | .271        | 89         | 332         | 52         | 90         | 20         | 2        | 16        | 55         | 1        | 1         | 3         | 34         | 114        | 0        | 2        | .343        | .488        | .831        | 6         |
|                      | SAN FRANCISCO | .143        | 18         | 42          | 5          | 6          | 1          | 0        | 2         | 5          | 0        | 0         | 0         | 4          | 21         | 0        | 0        | .217        | .310        | .527        | 0         |
| 2020                 | Did not play  |             |            |             |            |            |            |          |           |            |          |           |           |            |            |          |          |             |             |             |           |
| 2021                 | Las Vegas     | .268        | 30         | 112         | 15         | 30         | 8          | 0        | 2         | 15         | 0        | 2         | 1         | 9          | 27         | 0        | 0        | .323        | .393        | .716        | 3         |
|                      | OAKLAND       | .205        | 32         | 88          | 8          | 18         | 1          | 0        | 3         | 7          | 2        | 0         | 3         | 1          | 28         | 0        | 0        | .239        | .318        | .557        | 2         |
| 2022                 | CINCINNATI    | .213        | 47         | 108         | 6          | 23         | 2          | 0        | 1         | 4          | 2        | 0         | 2         | 3          | 34         | 0        | 1        | .248        | .259        | .507        | 2         |
|                      | Louisville+   | .190        | 5          | 21          | 2          | 4          | 2          | 0        | 1         | 4          | 0        | 0         | 0         | 1          | 9          | 0        | 0        | .227        | .429        | .656        | 0         |
| <b>Minors Totals</b> |               | <b>.258</b> | <b>495</b> | <b>1868</b> | <b>248</b> | <b>482</b> | <b>109</b> | <b>5</b> | <b>66</b> | <b>289</b> | <b>4</b> | <b>15</b> | <b>21</b> | <b>158</b> | <b>499</b> | <b>2</b> | <b>4</b> | <b>.321</b> | <b>.428</b> | <b>.749</b> | <b>34</b> |
| <b>AL Totals</b>     |               | <b>.205</b> | <b>32</b>  | <b>88</b>   | <b>8</b>   | <b>18</b>  | <b>1</b>   | <b>0</b> | <b>3</b>  | <b>7</b>   | <b>2</b> | <b>0</b>  | <b>3</b>  | <b>1</b>   | <b>28</b>  | <b>0</b> | <b>0</b> | <b>.239</b> | <b>.318</b> | <b>.557</b> | <b>2</b>  |
| <b>NL Totals</b>     |               | <b>.221</b> | <b>84</b>  | <b>213</b>  | <b>19</b>  | <b>47</b>  | <b>4</b>   | <b>0</b> | <b>7</b>  | <b>18</b>  | <b>2</b> | <b>0</b>  | <b>2</b>  | <b>9</b>   | <b>86</b>  | <b>0</b> | <b>1</b> | <b>.259</b> | <b>.338</b> | <b>.597</b> | <b>3</b>  |
| <b>ML Totals</b>     |               | <b>.216</b> | <b>116</b> | <b>301</b>  | <b>27</b>  | <b>65</b>  | <b>5</b>   | <b>0</b> | <b>10</b> | <b>25</b>  | <b>4</b> | <b>0</b>  | <b>5</b>  | <b>10</b>  | <b>114</b> | <b>0</b> | <b>1</b> | <b>.253</b> | <b>.332</b> | <b>.585</b> | <b>5</b>  |

+ Rehab assignment

## GARCIA'S CAREER TRANSACTIONS

- Selected by St. Louis Cardinals in 20th round of 2011 MLB Draft, but did not sign
- Selected by San Francisco Giants in 2nd round of 2014 MLB Draft
- On injured list with a torn right hip labrum, March 10-November 1, 2020; included rehab assignment to SF's alternate site, September 23-27
- Claimed off waivers by Texas Rangers, November 25, 2020
- Traded to Oakland Athletics with Elvis Andrus (ss) and cash considerations for Khris Davis (lf), Jonah Heim (c) and Dane Acker (rhp), February 6, 2021
- On injured list with a viral infection, May 2-11, 2021
- Signed by Cincinnati Reds as a minor league free agent, November 29, 2021
- On injured list with a left middle finger sprain, July 7-October 3, 2022; included rehab assignment to Louisville (AAA), September 23-October 3
- Claimed off waivers by Baltimore Orioles, October 14, 2022
- Signed by Philadelphia as a minor league free agent, February 14, 2023

## GARCIA'S CAREER FIELDING

| POSITION   | PCT  | G  | PO  | A  | E | TC  | DP | PB |
|------------|------|----|-----|----|---|-----|----|----|
| Catcher    | .994 | 89 | 664 | 30 | 4 | 698 | 3  | 4  |
| First base | .992 | 20 | 110 | 7  | 1 | 118 | 12 |    |

## GARCIA'S GAME HIGHS

**HITS:** 4 – 9/22/18 at STL... **RUNS:** 2 – 9/22/18 at STL... **DOUBLES:** 1... **TRIPLES:** None... **HOME RUNS:** 1... **RBI:** 2 – 8 times, last: 6/26/22 at SF... **WALKS:** 1... **STOLEN BASES:** None... **HITTING STREAK:** 5 games – 2 times; last: 6/24-29/22





# DALTON GUTHRIE

Outfielder

18

**B-T:** R-R

**HT:** 5-11; **WT:** 195

**OPENING DAY AGE:** 27

**BORN:** December 23, 1995, Sarasota, FL

**RESIDES:** Sarasota, FL

**ML SERVICE:** 32 days

**HOW OBTAINED:** Selected by Phillies in 6th round of 2017 MLB Draft

@d\_guthrie5  
 @DaltonGuthrie

2023 PHILLIES

## 2022

- Spent most of the season with Lehigh Valley (AAA); appeared at CF (59 games), RF (25), LF (1), SS (2), 2nd base (2) and 3rd base (1)
- Started the month of September hitting .643 (9-14) with three XBH, four RBI and five runs scored in three games for Lehigh Valley
- Had his contract selected by the Phillies on 9/4
- Made his ML debut on 9/6 vs MIA (started in RF)
- Collected his first career hit (single against Patrick Corbin) and RBI in the third inning on 9/9 vs WSH
- Slugged his first career HR on 9/20 vs TOR (Ross Stripling)
- Defensively for the Phillies, appeared in RF (12 games/5 starts), at 3rd base (1 game/1 start) and at 2nd base (1 game)
- Reached base safely in 14 of his 25 PA (7 H, 6 BB, HBP, .560 OBP) in his last 13 games of the regular season (from 9/9)
- Appeared in his first career postseason game in Game 3 of the NLDS vs ATL on 10/14; pinch-ran for Castellanos in the seventh inning and remained in the game to play RF

## 2021

- Began season with Reading (AA)
- Promoted to Lehigh Valley, 6/18
- Had a 12-game hitting streak, 7/7-22, during which he hit .469 (23-49), 10 2B, 4 RBI, 10 R and a 1.173 OPS
- Was on the IL, 8/12-30, with a right hamstring strain which included a rehab assignment to Florida Complex League Phillies (R)
- Had a stint with Reading from 8/31-9/21 before finishing the season with Lehigh Valley
- Defensively, made starts at 2nd base (17), 3rd base (21), SS (26), LF (1) and CF (16)

## 2020

- Appeared in three spring training games with the Phillies

## 2019

- Spent entire season with Clearwater (A)
- Defensively, made starts at 2nd base (35), 3rd base (11) and SS (40)
- Posted a .987 fielding percentage at 2nd base
- Named Phillies Minor League Co-Defender of the Month for August
- Batted .273 in 58 games following the All-Star break

## 2018

- Began season with Lakewood (A), where he played most of the year
- Was on the IL, 6/11-7/4, with a back strain; included rehab assignments to Gulf Coast League Phillies East and West (R)
- Defensively, made starts at 2nd base (34), 3rd base (33) and SS (22) for Lakewood
- Overall, in 38 games (all starts) at 2nd base across both levels, had a 1.000 fielding percentage (153 total chances)
- Homered in consecutive games, 8/29 (gm 2)-30

## 2017

- Began professional career with GCL Phillies
- His first pro hit was a HR, 8/16 vs GCL Blue Jays
- Participated in Florida Instructional League

## PERSONAL

Dalton Guthrie... 2014 graduate of Venice High School (FL)... Attended University of Florida... Prior to his junior season at UF in 2017, was named to the Golden Spikes Award watch list... Is the son of former ML pitcher Mark Guthrie... **Signed by:** Alan Marr

## DALTON GUTHRIE'S CAREER STATISTICS

| YEAR                 | CLUB           | AVG         | G          | AB          | R          | H          | 2B        | 3B       | HR        | RBI        | SH        | SF        | HP        | BB        | SO         | SB        | CS        | OBP         | SLG         | OPS         | E         |
|----------------------|----------------|-------------|------------|-------------|------------|------------|-----------|----------|-----------|------------|-----------|-----------|-----------|-----------|------------|-----------|-----------|-------------|-------------|-------------|-----------|
| 2017                 | GCL Phillies   | .182        | 9          | 22          | 5          | 4          | 1         | 0        | 1         | 3          | 1         | 0         | 0         | 5         | 1          | 1         | 1         | .333        | .364        | .697        | 1         |
| 2018                 | Lakewood       | .241        | 91         | 307         | 42         | 74         | 16        | 0        | 5         | 30         | 6         | 7         | 6         | 21        | 56         | 3         | 6         | .296        | .342        | .638        | 10        |
|                      | GCL Phillies-E | .182        | 3          | 11          | 1          | 2          | 1         | 0        | 0         | 0          | 0         | 0         | 0         | 0         | 1          | 0         | 0         | .182        | .273        | .455        | 0         |
|                      | GCL Phillies-W | .500        | 1          | 2           | 0          | 1          | 0         | 0        | 0         | 2          | 0         | 1         | 0         | 0         | 0          | 0         | 0         | .333        | .500        | .833        | 0         |
| 2019                 | Clearwater     | .243        | 88         | 301         | 39         | 73         | 16        | 4        | 4         | 22         | 4         | 2         | 5         | 13        | 51         | 6         | 2         | .283        | .362        | .646        | 9         |
| 2020                 | Did not play   |             |            |             |            |            |           |          |           |            |           |           |           |           |            |           |           |             |             |             |           |
| 2021                 | Reading        | .242        | 47         | 165         | 17         | 40         | 4         | 2        | 4         | 15         | 1         | 0         | 3         | 15        | 41         | 3         | 2         | .317        | .364        | .681        | 4         |
|                      | Lehigh Valley  | .292        | 37         | 130         | 17         | 38         | 13        | 0        | 2         | 13         | 2         | 0         | 2         | 5         | 31         | 2         | 1         | .328        | .438        | .767        | 5         |
|                      | FCL Phillies   | .143        | 3          | 7           | 2          | 1          | 0         | 0        | 1         | 2          | 0         | 0         | 0         | 1         | 1          | 0         | 0         | .250        | .571        | .821        | 0         |
| 2022                 | Lehigh Valley  | .302        | 92         | 338         | 64         | 102        | 27        | 1        | 10        | 52         | 2         | 1         | 9         | 24        | 73         | 21        | 6         | .363        | .476        | .839        | 3         |
|                      | PHILLIES       | .333        | 14         | 21          | 3          | 7          | 0         | 0        | 1         | 5          | 0         | 0         | 1         | 6         | 7          | 1         | 0         | .500        | .476        | .976        | 0         |
| <b>Minors Totals</b> |                | <b>.261</b> | <b>371</b> | <b>1283</b> | <b>187</b> | <b>335</b> | <b>78</b> | <b>7</b> | <b>27</b> | <b>139</b> | <b>16</b> | <b>11</b> | <b>25</b> | <b>84</b> | <b>255</b> | <b>36</b> | <b>18</b> | <b>.317</b> | <b>.396</b> | <b>.712</b> | <b>32</b> |
| <b>ML</b>            | <b>Totals</b>  | <b>.333</b> | <b>14</b>  | <b>21</b>   | <b>3</b>   | <b>7</b>   | <b>0</b>  | <b>0</b> | <b>1</b>  | <b>5</b>   | <b>0</b>  | <b>0</b>  | <b>1</b>  | <b>6</b>  | <b>7</b>   | <b>1</b>  | <b>0</b>  | <b>.500</b> | <b>.476</b> | <b>.976</b> | <b>0</b>  |

## GUTHRIE'S DIVISION SERIES STATISTICS

| YEAR | CLUB, OPP | AVG | G | AB | R | H | 2B | 3B | HR | RBI | SH | SF | HP | BB | SO | SB | CS | OBP | SLG | OPS | E |
|------|-----------|-----|---|----|---|---|----|----|----|-----|----|----|----|----|----|----|----|-----|-----|-----|---|
| 2022 | PHI, ATL  | --- | 1 | 0  | 0 | 0 | 0  | 0  | 0  | 0   | 0  | 0  | 0  | 0  | 0  | 0  | 0  | --- | --- | --- | 0 |

## GUTHRIE'S LEAGUE CHAMPIONSHIP SERIES STATISTICS

| YEAR | CLUB, OPP | AVG          | G | AB | R | H | 2B | 3B | HR | RBI | SH | SF | HP | BB | SO | SB | CS | OBP | SLG | OPS | E |
|------|-----------|--------------|---|----|---|---|----|----|----|-----|----|----|----|----|----|----|----|-----|-----|-----|---|
| 2022 | PHI, SD   | Did not play |   |    |   |   |    |    |    |     |    |    |    |    |    |    |    |     |     |     |   |

## GUTHRIE'S CAREER TRANSACTIONS

- Selected by Minnesota Twins in 40th round of 2014 MLB Draft, but did not sign
- Selected by Philadelphia in 6th round of 2017 MLB Draft

## GUTHRIE'S CAREER FIELDING

| POSITION    | PCT   | G  | PO | A | E | TC | DP |
|-------------|-------|----|----|---|---|----|----|
| Second base | 1.000 | 1  | 1  | 1 | 0 | 2  | 1  |
| Third base  | 1.000 | 1  | 0  | 3 | 0 | 3  | 1  |
| Outfield    | 1.000 | 12 | 14 | 0 | 0 | 14 | 0  |

## GUTHRIE'S GAME HIGHS

**HITS:** 2 – 2 times, last: 9/16/22 at ATL... **RUNS:** 1... **DOUBLES:** None... **TRIPLES:** None... **HOME RUNS:** 1... **RBI:** 2 – 2 times, last: 9/20/22 vs TOR... **WALKS:** 2 – 2 times, last: 9/21/22 vs TOR... **STOLEN BASES:** 1... **HITTING STREAK:** 4 games – 9/16-22/22



## JIM HALEY

Infielder

67

**B-T:** R-R

**HT:** 6-2; **WT:** 195

**OPENING DAY AGE:** 28

**BORN:** February 23, 1995, Lansdowne, PA

**RESIDES:** Upper Darby, PA

**HOW OBTAINED:** Signed by Phillies as a minor league free agent, 12/21/22

**Non-Roster Invitee**

2023 PHILLIES

### 2022

- Spent the season with Durham (AAA) in TB's system
- Started games at 1st base (71), 2nd base (5), 3rd base (23), SS (1), LF (3) and DH (3)
- Went 16-for-18 in stolen base attempts
- Had a .585 SLG in 20 games during May, a .506 SLG in 21 games during June and a .617 SLG in 14 games during August

### 2021

- Spent the season with Montgomery (AA), but also appeared in one game for Durham
- Named Southern League Player of the Week, 8/23-29

### 2020

- Did not play

### 2019

- Split the season between Charlotte (A) and Montgomery
- Named a Florida State League midseason All-Star

### 2018

- Spent the season with Bowling Green (A)

### 2017

- Split the season between Charlotte and Bowling Green
- In 70 combined games between both levels, hit .267 with 10 doubles, 11 stolen bases and 30 RBI

### 2016

- Began pro career with Hudson Valley (A)
- Named a New York-Penn League midseason All-Star

### PERSONAL

James Liam Haley... 2013 graduate of Bonner and Prendergast Catholic High School (PA), where he played baseball and football... As a senior, hit .459 with 27 runs and 26 RBI and was named Philadelphia Catholic League MVP, *Daily Times* Player of the Year, *Philadelphia Inquirer* Player of the Year and *Daily News* All-City Player of the Year... Attended Pennsylvania State University (2014-16)... **Signed by:** Lou Wieben

### JIM HALEY'S CAREER STATISTICS

| YEAR                 | CLUB          | AVG         | G          | AB          | R          | H          | 2B        | 3B        | HR        | RBI        | SH       | SF        | HP        | BB         | SO         | SB        | CS        | OBP         | SLG         | OPS         | E         |
|----------------------|---------------|-------------|------------|-------------|------------|------------|-----------|-----------|-----------|------------|----------|-----------|-----------|------------|------------|-----------|-----------|-------------|-------------|-------------|-----------|
| 2016                 | Hudson Valley | .285        | 65         | 246         | 27         | 70         | 7         | 3         | 1         | 19         | 0        | 3         | 3         | 20         | 42         | 13        | 7         | .342        | .350        | .692        | 10        |
| 2017                 | Charlotte     | .224        | 43         | 125         | 8          | 28         | 4         | 0         | 0         | 16         | 1        | 1         | 1         | 7          | 31         | 9         | 1         | .269        | .256        | .525        | 9         |
|                      | Bowling Green | .320        | 27         | 100         | 9          | 32         | 6         | 0         | 1         | 14         | 0        | 3         | 2         | 4          | 17         | 2         | 0         | .349        | .410        | .759        | 4         |
| 2018                 | Bowling Green | .323        | 80         | 300         | 47         | 97         | 22        | 2         | 7         | 47         | 3        | 4         | 6         | 15         | 52         | 13        | 2         | .363        | .480        | .843        | 12        |
| 2019                 | Charlotte     | .280        | 85         | 318         | 46         | 89         | 13        | 1         | 8         | 47         | 0        | 1         | 7         | 19         | 85         | 18        | 3         | .333        | .403        | .736        | 12        |
|                      | Montgomery    | .286        | 37         | 133         | 27         | 38         | 6         | 2         | 8         | 34         | 0        | 2         | 1         | 6          | 23         | 9         | 2         | .317        | .541        | .858        | 3         |
| 2020                 | Did not play  |             |            |             |            |            |           |           |           |            |          |           |           |            |            |           |           |             |             |             |           |
| 2021                 | Montgomery    | .205        | 94         | 336         | 51         | 69         | 17        | 2         | 14        | 39         | 0        | 3         | 10        | 24         | 118        | 18        | 5         | .276        | .393        | .669        | 15        |
|                      | Durham        | .000        | 1          | 4           | 0          | 0          | 0         | 0         | 0         | 0          | 0        | 0         | 0         | 0          | 0          | 0         | 0         | .000        | .000        | .000        | 0         |
| 2022                 | Durham        | .231        | 112        | 373         | 61         | 86         | 14        | 5         | 18        | 47         | 1        | 3         | 7         | 35         | 125        | 16        | 2         | .306        | .440        | .746        | 13        |
| <b>Minors Totals</b> |               | <b>.263</b> | <b>544</b> | <b>1935</b> | <b>276</b> | <b>509</b> | <b>89</b> | <b>15</b> | <b>57</b> | <b>263</b> | <b>5</b> | <b>20</b> | <b>37</b> | <b>130</b> | <b>493</b> | <b>98</b> | <b>22</b> | <b>.319</b> | <b>.413</b> | <b>.732</b> | <b>78</b> |

### HALEY'S CAREER TRANSACTIONS

- Selected by Tampa Bay Rays in 19th round of 2016 MLB Draft
- Signed by Philadelphia as a minor league free agent, December 21, 2022



## DARICK HALL

First Baseman

**B-T:** L-R

**HT:** 6-4; **WT:** 250

**OPENING DAY AGE:** 27

**BORN:** July 25, 1995, Hereford, AZ

**RESIDES:** Hereford, AZ

**ML SERVICE:** 61 days

**HOW OBTAINED:** Selected by Phillies in 14th round of 2016 MLB Draft

24

@darickjhall  
 @HallDarick

### 2022

- Recipient of the Paul Owens Award, presented annually to the organization's top minor league player
- Was a non-roster invitee to ML spring training and began the season with Lehigh Valley (AAA)
- Had two stints with the Phillies from 6/29-8/22 and 9/30-end of the regular season
- His 120 OPS+ ranked 15th out of 81 rookies with at least 100 PA
- Had his contract selected on 6/29 and made his ML debut that night batting cleanup at DH
- Became just the third Phillies player since 1900 to bat cleanup in his ML debut, joining LeGrant Scott (1939) and Howie Gorman (1937)
- At the time his contract was selected, led the International League in games, HR, XBH & total bases and was T-1st in RBI
- Homered for his first career hit, 6/30 vs ATL (Jesus Cruz); later homered in the eighth inning and became the first player in franchise history to hit two HR in a game for his first two ML hits
- Became just the second Phillies player in the modern era whose first three career hits were home runs (also Ed Sanicki in 1949)
- Became the first Phillies player with at least 13 XBH in his first 25 career games since Rhys Hoskins (15 XBH) in 2017
- Recorded his first career pinch-hit HR on 7/22 vs CHI (Erich Uelmen)
- Made his first professional pitching appearance on 8/20 vs NYM (gm 1) (0.1 IP, H)
- Of his 34 hits, 18 went for extra bases (8 2B, 3B, 9 HR)
- Made 34 starts with the Phillies: 30 at DH and 4 at 1st base

### 2021

- Was a non-roster invitee to ML spring training
- Spent the entire season with Lehigh Valley
- Led all Phillies minor league players in games (120) & doubles (27) and was T-1st in HBP (12)
- Had the following rankings among Triple-A East hitters: 1st in games, 6th in plate appearances (471), T-7th in doubles and T-9th in HBP
- Posted a .998 fielding percentage (2 errors in 826 total chances) in 114 games (110 starts) at 1st base
- Led all triple-A 1st basemen in fielding percentage (among qualifying players), games, starts, innings played (930.1), total chances and putouts (768)
- Posted a .314/.402/.529 slash line in 22 July games

### 2020

- Attended ML spring training as a non-roster invitee
- Did not play during the regular season

### 2019

- Spent entire season with Reading (AA)
- Selected as an Eastern League midseason and postseason All-Star
- Started as the designated hitter and batted cleanup for the Eastern Division in the EL All-Star Game
- Won the EL Home Run Derby
- Ranked 1st in the EL in doubles (38), extra-base hits (59), total bases (207) & HBP (17), T-2nd in home runs (20), T-3rd in games (132), 4th in SLG (.454) & OPS (.798), T-4th in RBI (67), 5th in walks (60) and 6th in runs scored (69)
- Led all Phillies minor leaguers in doubles
- Selected as an Organization All-Star by MiLB.com
- Named EL Player of the Week, 7/22-28

### 2018

- Began season with Clearwater (A)
- Named a Florida State League midseason All-Star
- Selected as an Organization All-Star by MiLB.com
- Led all Phillies minor leaguers in HR (26) and RBI (87)
- Selected as Phillies Minor League Hitter of the Month for April
- Chosen as FSL Player of the Week, 4/30-5/6
- Homered in three straight games, 4/12-14
- Promoted to Reading on 6/1 for remainder of season
- Combined to hit .324 (45-139) with RISP
- Following the season, played for Scottsdale in the Arizona Fall League

### 2017

- Spent majority of the season with Lakewood (A)
- Named the South Atlantic League Most Valuable Player and selected as a SAL postseason All-Star
- Became first BlueClaw to earn SAL MVP honors
- Led all Phillies minor leaguers in RBI (101) and was T-1st in HR (29)
- Led the SAL in home runs, RBI, total bases (227), XBH (56), SLG (.533) and OPS (.873)
- Set team record for HR in a season
- Selected as an Organization All-Star by MiLB.com
- Named Phillies Minor League Player of the Week four times (5/1-7, 5/29-6/4, 6/12-18 and 8/7-13) and SAL Player of the Week, 8/7-13

- Reached base safely in 23 consecutive games (.420 OBP), 6/9-7/4
- Slugged two home runs and collected a season-high seven RBI on 8/23 at Hagerstown
- Hit .339 (43-127) with RISP for Lakewood
- Promoted to Clearwater on 8/29 for remainder of season
- Homered in each of his first two games with Clearwater, a doubleheader on 8/29 at Charlotte

## 2016

- Began pro career with Williamsport (A)
- Led the New York-Penn League in SLG (.518), OPS (.890) and HBP (16), finished T-1st in doubles (19), T-3rd in home runs (9), T-7th in total bases (101) and T-10th in OBP (.372)
- Led all Phillies short-season minor leaguers in doubles, HR and total bases

- Batted .320 (33-103) with six HR and 19 RBI in his final 29 games
- Homered in three straight games, 8/31-9/2
- Recorded 12 RBI in a seven-game span, 8/27-9/2
- Participated in Florida Instructional League

## PERSONAL

Darick Hall... Married, wife's name is Ashley (10/23/21)... 2013 graduate of Buena High School (AZ)... Attended Dallas Baptist University (TX) and Cochise College (AZ)... Was the 2016 Missouri Valley Conference Player of the Year... In 2016, was a semifinalist for the John Olerud Two-Way Player of the Year Award... His grandfather, Bo Hall, played in SF's organization and his uncle, Shane Hall, played in BOS' organization... **Hobbies:** Hunting and fishing... **Signed by:** Paul Scott

## DARICK HALL'S CAREER STATISTICS

| YEAR      | CLUB                 | AVG         | G          | AB          | R          | H          | 2B         | 3B       | HR         | RBI        | SH       | SF        | HP        | BB         | SO         | SB        | CS       | OBP         | SLG         | OPS         | E         |
|-----------|----------------------|-------------|------------|-------------|------------|------------|------------|----------|------------|------------|----------|-----------|-----------|------------|------------|-----------|----------|-------------|-------------|-------------|-----------|
| 2016      | Williamsport         | .282        | 57         | 195         | 27         | 55         | #19        | 0        | 9          | 29         | 0        | 2         | *16       | 13         | 57         | 0         | 2        | .372        | *.518       | *.890       | 5         |
| 2017      | Lakewood             | .272        | 114        | 426         | 64         | 116        | 28         | 1        | *27        | *96        | 0        | 5         | 17        | 29         | 110        | 0         | 0        | .340        | *.533       | *.873       | 7         |
|           | Clearwater           | .231        | 7          | 26          | 4          | 6          | 2          | 0        | 2          | 5          | 0        | 0         | 0         | 0          | 7          | 0         | 0        | .231        | .538        | .769        | 0         |
| 2018      | Clearwater           | .277        | 48         | 173         | 28         | 48         | 12         | 0        | 11         | 35         | 0        | 1         | 7         | 18         | 39         | 1         | 0        | .367        | .538        | .904        | 2         |
|           | Reading              | .224        | 80         | 295         | 40         | 66         | 10         | 1        | 15         | 52         | 0        | 4         | 14        | 18         | 79         | 1         | 0        | .296        | .417        | .713        | 5         |
| 2019      | Reading              | .235        | 132        | 456         | 69         | 107        | *38        | 1        | 20         | 67         | 0        | 2         | *17       | 60         | 134        | 5         | 1        | .344        | .454        | .798        | 4         |
| 2020      | Did not play         |             |            |             |            |            |            |          |            |            |          |           |           |            |            |           |          |             |             |             |           |
| 2021      | Lehigh Valley        | .230        | *120       | 400         | 46         | 92         | 27         | 0        | 14         | 60         | 0        | 3         | 12        | 55         | 100        | 0         | 2        | .338        | .403        | .741        | 2         |
| 2022      | Lehigh Valley        | .254        | 101        | 394         | 59         | 100        | 24         | 0        | 28         | 88         | 0        | 3         | 4         | 42         | 100        | 6         | 1        | .330        | .528        | .858        | 1         |
|           | PHILLIES             | .250        | 41         | 136         | 19         | 34         | 8          | 1        | 9          | 16         | 0        | 0         | 1         | 5          | 44         | 0         | 0        | .282        | .522        | .804        | 0         |
|           | <b>Minors Totals</b> | <b>.249</b> | <b>659</b> | <b>2365</b> | <b>337</b> | <b>590</b> | <b>160</b> | <b>3</b> | <b>126</b> | <b>432</b> | <b>0</b> | <b>20</b> | <b>87</b> | <b>235</b> | <b>626</b> | <b>13</b> | <b>6</b> | <b>.337</b> | <b>.479</b> | <b>.816</b> | <b>26</b> |
| <b>ML</b> | <b>Totals</b>        | <b>.250</b> | <b>41</b>  | <b>136</b>  | <b>19</b>  | <b>34</b>  | <b>8</b>   | <b>1</b> | <b>9</b>   | <b>16</b>  | <b>0</b> | <b>0</b>  | <b>1</b>  | <b>5</b>   | <b>44</b>  | <b>0</b>  | <b>0</b> | <b>.282</b> | <b>.522</b> | <b>.804</b> | <b>0</b>  |

\* League leader

# Tied for league lead

## HALL'S CAREER TRANSACTIONS

- Selected by Philadelphia in 14th round of 2016 MLB Draft

## HALL'S CAREER FIELDING

| POSITION   | PCT   | G | PO | A | E | TC | DP |
|------------|-------|---|----|---|---|----|----|
| First base | 1.000 | 7 | 40 | 2 | 0 | 42 | 5  |
| Pitcher    | ---   | 1 | 0  | 0 | 0 | 0  | 0  |

## HALL'S GAME HIGHS

**HITS:** 3 – 7/5/22 vs WSH... **RUNS:** 3 – 2 times, last: 8/7/22 vs WSH... **DOUBLES:** 1... **TRIPLES:** 1... **HOME RUNS:** 2 – 2 times, last: 8/7/22 vs WSH... **RBI:** 3 – 6/30/22 vs ATL... **WALKS:** 1... **STOLEN BASES:** None... **HITTING STREAK:** 5 games – 8/2-7/22

## HALL'S NOTABLE HOMERS

**GRAND SLAMS:** None... **INSIDE-THE-PARK HR:** None... **LEADOFF HR:** None... **PINCH HR:** 1 – 7/22/22 vs CHI (Erich Uelmen)... **WALK-OFF HR:** None





# BRYCE HARPER

Right Fielder

3

**B-T:** L-R

**HT:** 6-3; **WT:** 210

**OPENING DAY AGE:** 30

**BORN:** October 16, 1992, Las Vegas, NV

**RESIDES:** Las Vegas, NV

**ML SERVICE:** 10 years, 159 days

**HOW OBTAINED:** Signed by Phillies as a free agent, 3/2/19

**CONTRACT STATUS:** Signed a 13-year contract, taking him through 2031, on 3/2/19

@bryceharper3  
 @bharper3

## 2022

- Elected as an NL All-Star by the fans to be the starting designated hitter, but did not play due to injury; was his seventh career All-Star selection
- Among players with at least 425 PA, his .877 OPS ranked 6th in the NL (11th in MLB)
- His 1.182 OPS with RISP ranked 1st in the NL and 3rd in MLB (min. 100 PA), behind only NYY's Aaron Judge (1.241) and LAA's Shohei Ohtani (1.213)
- Slugged 17 HR as a designated hitter, T-1st in the NL (T-4th in MLB)
- His .923 OPS on the road ranked 3rd in the NL (min. 200 PA)
- Appeared in 51 of the team's wins, posting a .335/.423/.611 slash line (1.034 OPS) in those games
- Per Statcast data, ranked in the 97th percentile in both xBA (expected batting average) and xSLG (expected slugging percentage)
- Reached base safely in 38 consecutive games at Citizens Bank Park from 7/23/21-4/9/22, the 2nd-longest on-base streak in the history of CBP (Jimmy Rollins – 44 games, 7/11/04-4/29/05)
- Became the eighth player in MLB history to reach 250 HR, 100 steals and 800 walks in his first 10 years, joining Mike Schmidt, Mickey Mantle, Mike Trout, Barry Bonds, Chipper Jones, Jeff Bagwell and Paul Goldschmidt
- Did not play on 5/15 at LAD, snapping his streak of 106 consecutive games played from 7/17/21-5/14/22, 2nd-longest games played streak of his career (longest: 148 games from 8/10/18-7/23/19)
- Named NL Player of the Week for the period of 5/9-15, his seventh career NL Player of the Week Award
- Had 34 XBH in his first 50 games
- Recorded his 24th career multi-HR game on 6/3 vs LAA, his seventh career multi-HR game as a Phillie
- Slugged his sixth career grand slam on 6/5 vs LAA (Raisel Iglesias)
- Sustained a left thumb fracture after being hit by a pitch on 6/25 at SD and was placed on the 10-day IL on 6/26
- Through games of 6/25, ranked 2nd among all NL players in OPS (.985) & SLG (.599), 3rd in XBH (37), 4th in TB (145) and 5th in AVG (.318)
- Was transferred to the 60-day IL on 8/18; appeared in two games with Lehigh Valley (AAA) on a rehab assignment and batted .625 (5-8) with 2 2B, 2 HR, 6 RBI, 3 runs and 2 BB
- Was reinstated from the 60-day IL on 8/26
- On 9/14 at MIA, hit his 100th HR as a member of the Phillies, doing so in his 436th game with the club
- Became the 4th-fastest player (in terms of games played) ever to hit 100 career HR as a Phillie, trailing only Ryan Howard (325 G), Jim Thome (384 G) and Chuck Klein (390 G)

## HARPER PHAST PHACTS

- 2-time NL MVP (2015 & 2021)
  - 2022 NLCS MVP
  - 7-time NL All-Star
  - 2-time NL Hank Aaron Award winner (2015 & 2021)
  - 2-time NL Silver Slugger Award winner (2015 & 2021)
  - 2021 NL Outstanding Player of the Year (MLBPA)
  - 2021 All-MLB First Team
  - 2021 Stan Musial Award winner
  - 2012 NL Rookie of the Year
  - 2018 Home Run Derby winner
  - 2-time NL Player of the Month
  - 7-time NL Player of the Week
  - NL home run leader (tied) in 2015
  - 2019 NL Gold Glove Award finalist
- 
- Named NLCS MVP after slashing .400/.400/.850 with 4 runs, 5 XBH (2 HR, 3 2B) and 5 RBI in five games
  - Hit the game-winning HR in Game 5 of the NLCS on 10/23 vs SD (2-run HR off Robert Suarez in the eighth inning)
  - Overall, slashed .349/.414/.746 in 71 postseason plate appearances
  - His 1.160 OPS ranks 5th in ML history for a single postseason (min. 70 PA)
  - His .462 wOBA ranks T-5th all time in a single postseason (min. 70 PA) with Barry Bonds in 2002
  - Had four game-winning HR, which was the most ever by any player during a single postseason
  - His 13 XBH in the postseason were the most ever in a single postseason by a Phillie and one XBH shy of the ML record (14)
  - Had 22 hits in the postseason, which set a new franchise record for a single postseason (previous record: 17 by Jayson Werth in 2008 and Shane Victorino in 2009)
  - Slugged his first career World Series HR in Game 3 on 11/1 vs HOU (Lance McCullers Jr.)
  - Had an 11-game postseason hitting streak from 10/8-28, setting a franchise record for a single postseason
  - Became the third player in ML history to collect an XBH in seven consecutive games during a single postseason (10/8-28), joining Devon White (7 G in 1993) and Carlos Beltran (7 G in 2004)
  - Homered in three consecutive postseason games, 10/14-18, joining Gary Matthews (10/5-8/83) as the only players in franchise history to do so
  - Following the season, underwent UCL reconstruction/repair with ulnar nerve transposition on his right elbow on 11/23 (Dr. Neal ElAttrache)

## 2021

- Named NL MVP for the second time in his career and became just the 15th player in history to win multiple league MVP Awards before his age-29 season
- NL recipient of the Hank Aaron Award
- Named NL Outstanding Player of the Year by the MLBPA
- Named All-MLB First Team
- Named a Stan Musial Award winner by the St. Louis Sports Commission in celebration of the year's greatest moments of sportsmanship and those in sports who embody class and character
- Won his second career Silver Slugger Award
- Among all ML players, ranked 1st in OPS (1.044) & SLG (.615), T-1st in doubles (42), 2nd in OBP (.429), 3rd in walks (100), T-3rd in XBH (78), 4th in IBB (14) & times on base (256), 7th in AVG (.309) and T-8th in OF assists (10)
- Among all NL players, ranked 1st in doubles, OPS, SLG & XBH, 2nd in OBP & walks, 3rd in AVG, IBB, OF assists & times on base, 6th in HR (35) & runs (101), 7th in total bases (300), T-9th in bunt hits (4) and T-10th in 3-hit games (12)
- Was one of two players in MLB with a .300/.400/.600 slash line (other: TOR's Vladimir Guerrero Jr.)
- Became only the fourth outfielder in ML history with at least 100 runs, 100 walks, 40 doubles and 35 home runs in a season, joining Babe Ruth (2x, 1921 & 1923), Stan Musial (1949) and Barry Bonds (1998)
- Slashed .338/.476/.713 with 28 doubles, one triple, 20 HR, 50 RBI, 54 runs and 65 walks in 73 games (311 PA) after the All-Star Game
- Led MLB in OPS (1.188), SLG (.713), total bases (171) and XBH (49) following the All-Star break
- Was the first player in MLB to post a .300/.400/.700 slash line after the All-Star break (min. 300 PA) since Ryan Howard in 2006 and was the first outfielder to do so since Barry Bonds and Sammy Sosa both did so in 2001
- Had 49 extra-base hits and 65 walks after the All-Star Game and prior to him, only two other players had as many extra-base hits and walks following an All-Star game (since 1933): Barry Bonds in 2001 (50 XBH, 89 BB) and Jimmie Foxx in 1938 (52 XBH, 66 BB)
- His 49 XBH following the All-Star break set a new franchise record, surpassing Ryan Howard (45 in 2006) and Chase Utley (45 in 2005)



## MOST WALKS IN MLB (2015-22)

|    |                     |            |
|----|---------------------|------------|
| 1. | Joey Votto          | 727        |
| 2. | <b>BRUCE HARPER</b> | <b>724</b> |
| 3. | Carlos Santana      | 717        |
| 4. | Paul Goldschmidt    | 673        |
| 5. | Mike Trout          | 650        |

- Became the third player in franchise history with at least 20 HR and 60 walks following the All-Star break, joining Mike Schmidt (1983) and Ryan Howard (2006)
- Led the NL in Win Probability Added (4.56)
- Had a career-high 42 doubles, surpassing his previous career high of 38 in 2015
- Was the first Phillie with at least 75 XBH, 100 runs and 100 walks in a season since Ryan Howard in 2006
- His 1.130 OPS at Citizens Bank Park was the highest single season mark ever by a Phillie in the ballpark's history
- Posted his third 35-HR season (others: 2015 and 2019), third 100-run season (others: 2015 and 2018) and fourth 100-walk season (others: 2015-16 and 2018)
- Collected 300 total bases for the second time in his career (other: 338 in 2015)
- Recorded double-digit OF assists (10) for the third time in his career (13 in 2013 and 2019)
- Reached base safely in eight straight plate appearances (BB, HR, BB, 2B, 1B, 1B, 1B, 1B) from the seventh inning on 4/16 through the fifth inning on 4/19
- Was on the IL, 5/23-6/4, with a left forearm contusion
- Collected his 500th career XBH (HR off Max Scherzer), 6/22 vs WSH; at the time, among active ML players, was the sixth youngest to reach 500 career XBH
- Tied his career high with five hits on 7/6 at CHI (also: 4/19/19 at COL)
- Had a career-high three SB on 7/23 vs ATL; became the fourth Phillie player in the last 60 years to steal 2nd, 3rd and home in a game, joining Larry Bowa on 8/28/70 vs ATL, Pete Rose on 5/11/80 at CIN and Jayson Werth on 5/12/09 vs LAD
- Had a 24-game on-base streak from 7/23-8/17
- Hit his first career inside-the-park HR on 7/27 vs WSH (Erick Fedde)
- Went 27 consecutive plate appearances without a strikeout from 8/1-6
- Collected his 250th career double on 8/1 at PIT
- Hit his 250th career HR on 8/5 at WSH (Joe Ross); at the time, became the fifth-youngest active player to reach 250 HR
- Posted a .337/.455/.776 slash line (1.231 OPS) with 11 doubles, one triple, 10 HR, 25 RBI, 25 runs and 22 walks in 28 August games
- In August, became the first Phillie ever to have more than 20 XBH, 20 RBI, 20 runs and 20 walks in a calendar month
- Had 22 XBH in August which led MLB and were his most ever in a calendar month
- Posted a 14-game hitting streak (.426), his longest as a Phillie, from 9/4-18; it was the second-longest hitting streak of his career (19 G, 7/1-27/17)
- Posted a 23-game on-base streak (.520 OBP) from 9/4-28
- Had an XBH in seven straight games, 9/11-18, which tied his career-best XBH streak that he set earlier in the season (8/25-31)
- Had a 10-game walk streak, 9/18-28, which tied the longest of his career (also: 4/15-25/15 & 5/5-15/16); was the first Phillie to walk in 10 straight games since Pat Burrell in 2007
- Recorded his second career game with two OF assists on 9/26 vs PIT (other: 9/13/13 vs PHI)

- Started each of the team's final 72 games
- Walked 26 times over his final 25 games (9/7-end of season)

## 2020

- Among all ML players, ranked 1st in BB (49), 2nd in IBB (8), T-3rd in times on base (102) and 5th in OBP (.420)
- Among all NL players, ranked 2nd in IBB, T-3rd in times on base, 4th in OBP, T-6th in bunt hits (2), T-7th in GA RBI (9), 8th in OPS (.962), T-9th in runs (41) and T-10th in SB (8) & triples (2)
- Reached base safely in 25 consecutive games from 9/27/19-8/22/20
- Had a 22-game on-base streak to start the year; reached base safely in 21 consecutive games to start the 2019 season
- On 8/14 vs NYM, hit a walk-off single in the ninth inning, his 12th career walk-off RBI (11th career walk-off hit)
- Stole 16 straight bases without being caught from 7/4/19-9/1/20
- Was ejected by 1st base umpire Roberto Ortiz in the bottom of the fifth inning on 9/5 at NYM
- On 9/7 at NYM, made his first start in CF since 9/29/18 at COL
- On 9/17 vs NYM, became just the fourth Phillie ever to homer in the first and second inning of a single game, joining Jimmy Rollins (4/12/07 at NYM), Gary Redus (7/7/86 vs ATL) and Freddy Leach (6/19/28 vs BKN)
- Recorded his 21st career multi-HR game and second of the season on 9/23 at WSH (other: 9/17 vs NYM)
- Collected two HR and three IBB on 9/23 at WSH; became just the fourth player in ML history (since 1955, when IBB was first tracked league-wide) to do so in a game (last: Albert Pujols, 4/6/13 at TEX)
- Made starts in RF (45), CF (3) and as the designated hitter (10)

## 2019

- Among all NL players, ranked T-1st in grand slams (2) & OF assists (13), 4th in RISP AVG (.357), T-4th in game-winning RBI (15), 5th in walks (99), T-5th in IBB (11), 7th in times on base (254), 8th in RBI (114) and T-9th in bunt hits (4)
- Was selected as the Phillies nominee for the Hank Aaron Award
- Was a finalist for the Rawlings Gold Glove Award
- His 35 HR were the 2nd-most by a Phillie in their first season with the team (Jim Thome had 47 HR in 2003)
- Had a career-high 114 RBI (previous high: 100 RBI in 2018)
- Was just the third Phillies player ever to post a season with at least 35 HR, 110 RBI and 15 SB, joining Chuck Klein (1932) and Mike Schmidt (1974)
- Was one of two hitters in MLB with more than 30 HR, 110 RBI and 95 walks (also: HOU's Alex Bregman)
- Became the fifth player in franchise history to collect more than 100 RBI in his first season with the team, joining Jim Thome (131 in 2003), Lefty O'Doul (122 in 1929), Bill White (103 in 1966) and Pinky Whitney (103 in 1928)

- Collected 292 total bases; became the first Phillie to record more than 290 total bases in a season since 2010 (Jayson Werth, 295 TB)
- Led all ML right fielders with 13 assists, which were one shy of his combined total from 2016-18; his 13 OF assists matched his career high (13 in 2013)
- Slashed .283/.366/.583 in 213 plate appearances against LHP
- Made his Phillies debut on 3/28 vs ATL
- Slugged his first career HR as a Phillie (also was his first hit) on 3/30 vs ATL (Jesse Biddle)
- Reached base safely in each of his first 21 games
- His double in the fourth inning on 5/3 vs WSH was his 400th career XBH; at the time, the last three players to reach 400 career XBH at a younger age (26 years, 199 days) were Mike Trout (25 years, 269 days), Miguel Cabrera (25 years, 152 days) and Albert Pujols (25 years, 170 days)
- Collected his 200th career HR and 1,000th career hit on the same swing on 7/3 at ATL (Bryse Wilson); it was the first time in ML history that a player had a milestone hit (1,000, 2,000, 3,000, 4,000) and a milestone HR (100-700) on the same swing
- Had his first multi-HR game with the Phillies on 8/9 at SF; became the first player since Chuck Klein (1935 with CHI & 1936 with PHI) to have a multi-HR game against the Phillies (5/4/18 vs PHI) and then a season later have one with them
- Hit his sixth career walk-off HR on 8/15 vs CHI (Derek Holland); also was his fifth career grand slam (second of the year; other: 5/7 at STL)
- His walk-off grand slam was the first by a left-handed hitting Phillie since John Kruk on 9/17/89 vs STL (12th inning)
- Was on the paternity leave list, 8/23-25, for the birth of his first child
- His nine Defensive Runs Saved ranked T-3rd among ML right fielders, per FanGraphs
- Had two ejections: 4/22 at NYM (by home plate umpire Mark Carlson) and 9/15 vs BOS (by home plate umpire Gabe Morales)

## 2018

- Selected as an NL All-Star for the sixth time in his career (started in CF; 0-2)
- Among all NL players, finished 1st in walks (130), 2nd in times on base (273), 3rd in IBB (16), 5th in OBP (.393) & pitches faced (2,869), T-6th in runs (103), T-7th in HR (34), 8th in RBI (100) and 10th in OPS (.889)
- Set career highs in games (159) and walks
- Was one of two players in the majors with at least 30 HR, 100 RBI, 100 runs and 100 walks (also: CLE's José Ramírez)
- Led MLB in most games with multiple walks (33)
- Named NL Player of the Week, 9/3-9
- Collected 12 HR, 28 RBI and 39 BB in his first 33 games
- Had two multi-HR games: 4/1 at CIN and 5/4 vs PHI
- Reached base safely in a season-high 17 consecutive games (.487 OBP) from 4/14-5/2

### HIGHEST OBP IN MLB (2015-22; min. 2,500 PA)

|    |                     |             |
|----|---------------------|-------------|
| 1. | Mike Trout          | .425        |
| 2. | Juan Soto           | .424        |
| 3. | Joey Votto          | .407        |
| 4. | <b>BRYCE HARPER</b> | <b>.403</b> |
| 5. | Freddie Freeman     | .397        |

### HIGHEST SLG IN MLB (2015-22; min. 2,500 PA)

|    |                     |             |
|----|---------------------|-------------|
| 1. | Mike Trout          | .609        |
| 2. | Aaron Judge         | .583        |
| 3. | Nolan Arenado       | .553        |
| 4. | J.D. Martinez       | .547        |
| 5. | <b>BRYCE HARPER</b> | <b>.544</b> |

### HIGHEST OPS IN MLB (2015-22; min. 2,500 PA)

|    |                     |             |
|----|---------------------|-------------|
| 1. | Mike Trout          | 1.035       |
| 2. | Aaron Judge         | .977        |
| 3. | Juan Soto           | .950        |
| 4. | <b>BRYCE HARPER</b> | <b>.947</b> |
| 5. | Freddie Freeman     | .931        |

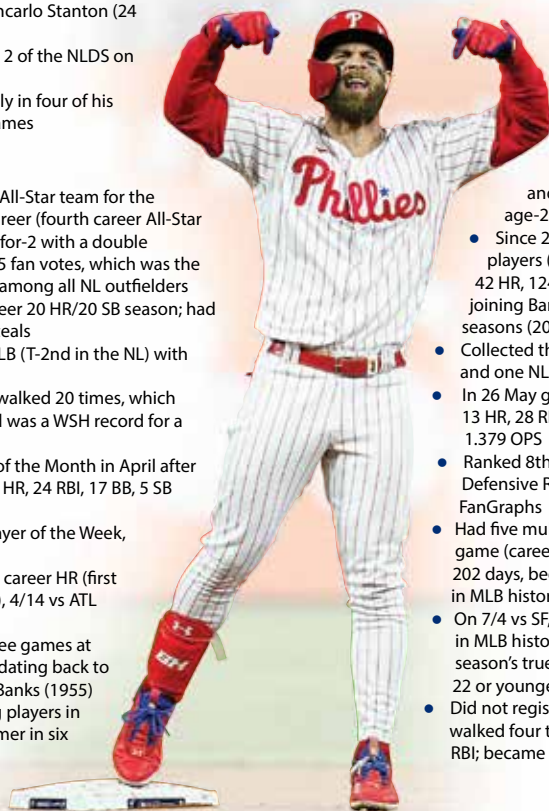
- Won the Home Run Derby at Nationals Park, defeating Kyle Schwarber in the final round; his father Ron pitched to him
- Following the All-Star break, slashed .300/.434/.538, going 67-for-223, 20 2B, 11 HR, 46 RBI, 46 R and 52 BB in 65 games
- Drew five walks, 9/18 at MIA
- Hit .389 (7-18), 3 2B and 16 RBI with the bases loaded
- Defensively, made starts in RF (95) and CF (59)

## 2017

- Selected as an NL All-Star starter for the third straight year
- 14 of his 29 HR came with two strikes, which ranked T-1st in the NL (T-8th in MLB)
- Posted a career-high 19-game hitting streak (.429 AVG), 7/1-27
- Was limited to 111 games; suffered a hyperextended left knee on 8/12 vs SF
- Was on the IL from 8/13-9/25
- At the time of his injury, ranked 1st in the NL in go-ahead RBI (29), 2nd in OPS (1.034) & runs scored (92), T-3rd in game-winning RBI (14), 4th in AVG (.326), OBP (.419), SLG (.614) & total bases (247), T-4th in HR (29), 5th in XBH (57), T-5th in walks (66), 6th in RBI (87) and T-8th in doubles (27)
- Homered on Opening Day, 4/3 vs MIA, which was his fifth career Opening Day HR
- Named NL Player of the Week on 4/23
- Slugged two walk-off HR, both against PHI: 4/16 (Joaquin Benoit) and 5/13 (Edubray Ramos)
- Hit his 150th career HR on 8/7 at MIA; became the 14th player in MLB history (since 1913) to hit 150 career HR before turning 25 years old
- At the time, only two active ML players had reached 150 HR at a younger age: Albert Pujols (24 years, 212 days) and Giancarlo Stanton (24 years, 290 days)
- Homered in Game 2 of the NLDS on 10/7 vs CHI
- Reached base safely in four of his five postseason games

## 2016

- Started for the NL All-Star team for the third time in his career (fourth career All-Star selection); went 1-for-2 with a double
- Received 2,865,095 fan votes, which was the highest vote total among all NL outfielders
- Posted his first career 20 HR/20 SB season; had a career-high 21 steals
- Ranked T-4th in MLB (T-2nd in the NL) with 108 walks
- Was intentionally walked 20 times, which led the majors and was a WSH record for a single season
- Named NL Player of the Month in April after hitting .286 with 9 HR, 24 RBI, 17 BB, 5 SB and 16 R
- Also named NL Player of the Week, 4/11-17
- Clubbed his 100th career HR (first career grand slam), 4/14 vs ATL (Julio Teheran)
- Homered in all three games at PHI from 4/15-17; dating back to 9/4/15, tied Ernie Banks (1955) as the only visiting players in MLB history to homer in six straight games in Philadelphia



## YOUNGEST\* MVPs, MLB HISTORY

- |                               |                           |
|-------------------------------|---------------------------|
| 1. Vida Blue (1971)           | 22 years, 64 days         |
| 2. Johnny Bench (1970)        | 22 years, 298 days        |
| 3. Stan Musial (1943)         | 22 years, 316 days        |
| 4. <b>BRUCE HARPER (2015)</b> | <b>22 years, 353 days</b> |

\*Age on final day of respective season

- Hit a game-tying, pinch-hit HR in the ninth inning on 4/24 vs MIN (Kevin Jepsen); was his first career pinch HR
- During a four-game series at CHI, 5/5-8, walked 13 times, the most by any player in a four-game series since 1913
- Walked six times in the series finale, setting a modern MLB record (since 1900) for the most plate appearances without an at-bat in a single game; in his seven plate appearances, had six walks and was hit by a pitch
- The only other player in MLB history with six walks and no at-bats in a game was Jimmie Foxx, 6/16/38 at STL

## 2015

- Was unanimously selected as the NL Most Valuable Player
- Led the majors with 10.0 bWAR and 9.5 fWAR
- Selected to his third NL All-Star team, garnering 13,964,950 fan votes, which was the most votes of any player ever to appear on the NL ballot
- Led MLB in OBP (.460), SLG (.649) and OPS (1.109)
- Among all NL players, finished 1st in runs (118), T-1st in HR (42) and 2nd in walks (124) & AVG (.330)
- Had the highest OBP in a season since 2008 (Chipper Jones, .470), highest SLG since 2009 (Albert Pujols, .658) and highest OPS since 2008 (Albert Pujols, 1.114)
  - Became the only player in MLB history with at least 42 HR, 124 walks and 118 runs scored at age 22 or younger
    - Was the youngest player in MLB history with at least 42 HR and 124 walks in a season; previous youngest was Babe Ruth, who hit 54 HR and had 150 walks in 1920 (his age-25 season)
      - Since 2000, became one of just two players (at the time) to collect at least 42 HR, 124 walks and 118 runs in a season, joining Barry Bonds, who did it in 2 MVP seasons (2001 and 2004)
  - Collected three NL Player of the Week awards and one NL Player of the Month award (May)
  - In 26 May games, hit .360 (31-86), 4 2B, 3B, 13 HR, 28 RBI, 22 BB, .495 OBP, .884 SLG and 1.379 OPS
  - Ranked 8th among NL outfielders in Defensive Runs Saved (10), according to FanGraphs
  - Had five multi-HR games, including a 3-homer game (career high) on 5/6 vs MIA; at 22 years, 202 days, became the 10th-youngest player in MLB history to hit three HR in a game
  - On 7/4 vs SF, became just the seventh player in MLB history to hit 25 HR through the season's true halfway point (81 games) at age 22 or younger
  - Did not register a single at-bat on 9/3 vs ATL: walked four times, scored four runs and had an RBI; became the first player since 1920 to do so



- With a 2-run HR on 9/5 vs ATL, became the fourth active player (at the time) to reach 500 hits before his 23rd birthday, joining Alex Rodriguez (567 hits prior to age 23), Starlin Castro (529) and Mike Trout (527)
- Hit his 40th HR of the season on 9/16 at PHI
- His 42 HR were the 2nd-most by any LHH age 22 or younger, joining Eddie Mathews (47, 1953) and Mel Ott (42, 1929)
- At 22 years, 335 days, became the 6th-youngest player in MLB history to hit 40 HR in a season; the only players to reach 40 home runs at a younger age were Ott (1929; 20 years, 203 days), Mathews (1953; 21 years, 316 days), Johnny Bench (1970; 22 years, 249 days), Joe DiMaggio (1937; 22 years, 285 days) and Juan Gonzalez (1992; 22 years, 331 days)

### MOST WALK-OFF HOME RUNS IN MLB (2013-22)

|     |                     |   |
|-----|---------------------|---|
| 1.  | Josh Donaldson      | 8 |
| T2. | Paul Goldschmidt    | 7 |
| T2. | Manny Machado       | 7 |
| T4. | <b>BRYCE HARPER</b> | 6 |
| T4. | Starling Marte      | 6 |

### HIGHEST SLG ALL-TIME AT CBP (2004-22; min. 1,000 PA)

|    |                      |             |
|----|----------------------|-------------|
| 1. | <b>BRYCE HARPER</b>  | <b>.570</b> |
| 2. | Jayson Werth         | .535        |
| 3. | Ryan Howard          | .532        |
| 4. | <b>Rhys Hoskins</b>  | <b>.530</b> |
| 5. | <b>J.T. Realmuto</b> | <b>.525</b> |

## 2014

- Was limited to 100 games after injuring his left thumb while sliding into 3rd base, 4/25 vs SD
- Had surgery to repair UCL in left thumb, 4/29
- Was on the IL from 4/26-6/29; included rehab assignments to Potomac (A) and Harrisburg (AA)
- Returned to action on 6/30 after missing 57 games
- 10 of his 13 HR came in his final 47 games
- Over his final 27 games, slashed .319/.379/.532, going 30-for-94 with 6 HR
- Hit a walk-off HR in the 13th inning on 8/7 vs NYM (Carlos Torres)
- Slugged three HR and slashed .294/.368/.882 in 19 plate appearances over four games during the NLDS against SF

## 2013

- At the age of 20, became the youngest player to ever start in an All-Star Game for the NL
- Was the runner-up in the Home Run Derby, losing to OAK's Yoenis Cespedes
- Homered twice on Opening Day, 4/1 vs MIA
- Collected a then career-best 10 total bases on 4/20 at NYM (3-3, 2B, 2 HR, 3 RBI, 3 R and BB)
- Was on the IL from 5/27-6/30; included rehab assignments to Potomac and Harrisburg
- Missed 31 games with left knee bursitis that later required debridement procedure on 10/23
- In his return from the IL, homered in his first at-bat, 7/1 vs MIL

## 2012

- Named NL Rookie of the Year by the BBWAA
- Led all NL rookies in runs (98), OPS (.817) and XBH (57)
- Began the season with Syracuse (AAA); appeared in 21 games before being promoted on 4/25
- Made his ML debut on 4/28 at LAD; went 1-for-3 and

### UNANIMOUS MVPs, NL HISTORY

Carl Hubbell (1936)  
Orlando Cepeda (1967)  
Mike Schmidt (1980)  
Jeff Bagwell (1994)  
Ken Caminiti (1996)  
Barry Bonds (2002)  
Albert Pujols (2009)  
**BRYCE HARPER (2015)**

- doubled for his first ML hit (Chad Billingsley)
- Hit his first ML HR, 5/14 vs SD (Tim Stauffer)
- Named NL Rookie of the Month for May after posting an .860 OPS in 28 games

- Again named NL Rookie of the Month in September/October after slashing .330/.400/.643 with 18 XBH (8 2B, 3 3B, 7 HR) in 31 games
- Appeared defensively at all three outfield positions
- Played in all five NLDS games against STL and hit his first career postseason home run in Game 5 (Adam Wainwright)

## 2011

- Began his professional career with Hagerstown (A)
- Named a South Atlantic League midseason All-Star
- Promoted to Harrisburg on 7/4
- Selected to the U.S. Team for the All-Star Futures Game at Chase Field
- Was on the IL from 8/19-end of season with a right hamstring strain
- Following the season, was named the top prospect in the Eastern League by *Baseball America*
- Played for Scottsdale in the Arizona Fall League and hit .322 with six HR and 26 RBI in 24 games

## 2010

- Participated in Florida Instructional League
- Following the season, played for Scottsdale in the AFL, where he hit .343 in nine games and helped lead the team to the AFL championship

## PERSONAL

Bryce Aron Max Harper... Married Kayla Varner (12/16/16); has one son, Krew Aron, and one daughter, Brooklyn Elizabeth... In 2013, established "Harper's Heroes," a foundation that assists families affected by childhood cancer... Was featured on the cover of Sony's *MLB The Show 19* video game... Earned his GED after just two years at Las Vegas High School (NV)... Attended College of Southern Nevada... Was featured on the cover of *Sports Illustrated* in June 2009... His brother Bryan was a left-handed pitcher who pitched in the minor leagues from 2011-18... At the age of 17, hit .443 (101-228), 23 2B, 4 3B, 31 HR, 98 RBI, 39 BB and 20 SB in 66 games for the College of Southern Nevada in the Scenic West Athletic Conference... As the youngest player in the SWAC, posted a .526 OBP and .987 SLG... Led the conference in a number of offensive categories... Was named 2010 SWAC Player of the Year and also earned First-Team SWAC All-Conference status... His 31 HR in 2010 set a College of Southern Nevada single-season mark... In 2009, batted .626 with 14 HR, 55 RBI and 36 SB in 39 games for Las Vegas High School and became the first high school sophomore ever named a Pre-Season First-Team All-American by *Baseball America*... In 2008, hit .590 with 11 HR and 67 RBI in 38 games as a freshman... Was a member of USA Baseball's 2009 18U Team that went 8-0 to claim the COPABE Pan Am AAA Championships in Barquisimeto, VZ... Also played in the 2009 AFLAC All-American Game (2009 Jackie Robinson Award presented by AFLAC), the Area Code Games (2008 All-Area Code Team) and International High School Power Showcase Home Run Derby (2009 Ryan Howard Award)...  
**Signed by:** Mitch Sokol



## BRYCE HARPER'S CAREER STATISTICS

| YEAR                 | CLUB           | AVG         | G           | AB          | R          | H           | 2B         | 3B        | HR         | RBI        | SH        | SF        | HP        | BB         | SO          | SB         | CS        | OBP         | SLG         | OPS         | E         |
|----------------------|----------------|-------------|-------------|-------------|------------|-------------|------------|-----------|------------|------------|-----------|-----------|-----------|------------|-------------|------------|-----------|-------------|-------------|-------------|-----------|
| 2011                 | Hagerstown     | .318        | 72          | 258         | 49         | 82          | 17         | 1         | 14         | 46         | 0         | 0         | 3         | 44         | 61          | 19         | 5         | .423        | .554        | .977        | 5         |
|                      | Harrisburg     | .256        | 37          | 129         | 14         | 33          | 7          | 1         | 3          | 12         | 1         | 2         | 0         | 15         | 26          | 7          | 2         | .329        | .395        | .724        | 3         |
| 2012                 | Syracuse       | .243        | 21          | 74          | 8          | 18          | 4          | 1         | 1          | 3          | 1         | 0         | 0         | 9          | 14          | 1          | 1         | .325        | .365        | .690        | 4         |
|                      | WASHINGTON     | .270        | 139         | 533         | 98         | 144         | 26         | 9         | 22         | 59         | 3         | 3         | 2         | 56         | 120         | 18         | 6         | .340        | .477        | .817        | 7         |
| 2013                 | WASHINGTON     | .274        | 118         | 424         | 71         | 116         | 24         | 3         | 20         | 58         | 3         | 4         | 5         | 61         | 94          | 11         | 4         | .368        | .486        | .854        | 6         |
|                      | Potomac+       | .500        | 2           | 4           | 2          | 2           | 1          | 0         | 1          | 1          | 0         | 0         | 0         | 1          | 1           | 0          | 0         | .600        | 1.500       | 2.100       | 0         |
|                      | Harrisburg+    | .286        | 2           | 7           | 3          | 2           | 0          | 1         | 0          | 2          | 0         | 0         | 0         | 2          | 3           | 0          | 0         | .444        | .571        | 1.016       | 0         |
| 2014                 | WASHINGTON     | .273        | 100         | 352         | 41         | 96          | 10         | 2         | 13         | 32         | 3         | 1         | 1         | 38         | 104         | 2          | 2         | .344        | .423        | .768        | 4         |
|                      | Potomac+       | .750        | 2           | 4           | 3          | 3           | 0          | 0         | 1          | 4          | 0         | 0         | 0         | 2          | 0           | 0          | 0         | .833        | 1.500       | 2.333       | 0         |
|                      | Harrisburg+    | .600        | 3           | 10          | 4          | 6           | 1          | 0         | 3          | 7          | 0         | 0         | 0         | 3          | 1           | 2          | 2         | .692        | 1.600       | 2.292       | 0         |
| 2015                 | WASHINGTON     | .330        | 153         | 521         | *118       | 172         | 38         | 1         | #42        | 99         | 0         | 4         | 5         | 124        | 131         | 6          | 4         | *.460       | *.649       | *1.109      | 7         |
| 2016                 | WASHINGTON     | .243        | 147         | 506         | 84         | 123         | 24         | 2         | 24         | 86         | 0         | 10        | 3         | 108        | 117         | 21         | 10        | .373        | .441        | .814        | 2         |
| 2017                 | WASHINGTON     | .319        | 111         | 420         | 95         | 134         | 27         | 1         | 29         | 87         | 0         | 3         | 1         | 68         | 99          | 4          | 2         | .413        | .595        | 1.008       | 2         |
| 2018                 | WASHINGTON     | .249        | 159         | 550         | 103        | 137         | 34         | 0         | 34         | 100        | 0         | 9         | 6         | *130       | 169         | 13         | 3         | .393        | .496        | .889        | 3         |
| 2019                 | PHILLIES       | .260        | 157         | 573         | 98         | 149         | 36         | 1         | 35         | 114        | 0         | 4         | 6         | 99         | 178         | 15         | 3         | .372        | .510        | .882        | 5         |
| 2020                 | PHILLIES       | .268        | 58          | 190         | 41         | 51          | 9          | 2         | 13         | 33         | 1         | 2         | 2         | *49        | 43          | 8          | 2         | .420        | .542        | .962        | 1         |
| 2021                 | PHILLIES       | .309        | 141         | 488         | 101        | 151         | *42        | 1         | 35         | 84         | 2         | 4         | 5         | 100        | 134         | 13         | 3         | .429        | *.615       | *1.044      | 1         |
| 2022                 | PHILLIES       | .286        | 99          | 370         | 63         | 106         | 28         | 1         | 18         | 65         | 0         | 7         | 3         | 46         | 87          | 11         | 4         | .364        | .514        | .877        | 0         |
|                      | Lehigh Valley+ | .625        | 2           | 8           | 3          | 5           | 2          | 0         | 2          | 6          | 0         | 0         | 0         | 2          | 1           | 0          | 1         | .700        | 1.625       | 2.325       | 0         |
| <b>Minors Totals</b> |                | <b>.306</b> | <b>141</b>  | <b>494</b>  | <b>86</b>  | <b>151</b>  | <b>32</b>  | <b>4</b>  | <b>25</b>  | <b>81</b>  | <b>2</b>  | <b>2</b>  | <b>3</b>  | <b>78</b>  | <b>107</b>  | <b>29</b>  | <b>11</b> | <b>.402</b> | <b>.539</b> | <b>.941</b> | <b>12</b> |
| <b>ML</b>            | <b>Totals</b>  | <b>.280</b> | <b>1382</b> | <b>4927</b> | <b>913</b> | <b>1379</b> | <b>298</b> | <b>23</b> | <b>285</b> | <b>817</b> | <b>12</b> | <b>51</b> | <b>39</b> | <b>879</b> | <b>1276</b> | <b>122</b> | <b>43</b> | <b>.390</b> | <b>.523</b> | <b>.913</b> | <b>38</b> |

\* League leader  
# Tied for league lead  
+ Rehab assignment

2023 PHILLIES

## HARPER'S WILD CARD SERIES STATISTICS

| YEAR | CLUB, OPP | AVG  | G | AB | R | H | 2B | 3B | HR | RBI | SH | SF | HP | BB | SO | SB | CS | OBP  | SLG  | OPS   | E |
|------|-----------|------|---|----|---|---|----|----|----|-----|----|----|----|----|----|----|----|------|------|-------|---|
| 2022 | PHI, STL  | .286 | 2 | 7  | 2 | 2 | 0  | 0  | 1  | 1   | 0  | 0  | 0  | 1  | 2  | 0  | 0  | .375 | .714 | 1.089 | 0 |

## HARPER'S DIVISION SERIES STATISTICS

| YEAR      | CLUB, OPP     | AVG         | G         | AB        | R         | H         | 2B       | 3B       | HR       | RBI       | SH       | SF       | HP       | BB        | SO        | SB       | CS       | OBP         | SLG         | OPS         | E        |
|-----------|---------------|-------------|-----------|-----------|-----------|-----------|----------|----------|----------|-----------|----------|----------|----------|-----------|-----------|----------|----------|-------------|-------------|-------------|----------|
| 2012      | WSH, STL      | .130        | 5         | 23        | 2         | 3         | 1        | 1        | 1        | 2         | 0        | 0        | 0        | 0         | 8         | 0        | 0        | .130        | .391        | .522        | 0        |
| 2014      | WSH, SF       | .294        | 4         | 17        | 4         | 5         | 1        | 0        | 3        | 4         | 0        | 0        | 0        | 2         | 3         | 0        | 0        | .368        | .882        | 1.251       | 0        |
| 2016      | WSH, LAD      | .235        | 5         | 17        | 4         | 4         | 1        | 0        | 0        | 1         | 0        | 0        | 1        | 6         | 6         | 3        | 0        | .458        | .294        | .752        | 0        |
| 2017      | WSH, CHI      | .211        | 5         | 19        | 2         | 4         | 1        | 0        | 1        | 3         | 0        | 1        | 0        | 3         | 6         | 1        | 0        | .304        | .421        | .725        | 0        |
| 2022      | PHI, ATL      | .500        | 4         | 16        | 4         | 8         | 3        | 0        | 2        | 5         | 1        | 0        | 0        | 1         | 4         | 0        | 0        | .529        | 1.063       | 1.592       | 0        |
| <b>DS</b> | <b>Totals</b> | <b>.261</b> | <b>23</b> | <b>92</b> | <b>16</b> | <b>24</b> | <b>7</b> | <b>1</b> | <b>7</b> | <b>15</b> | <b>1</b> | <b>1</b> | <b>1</b> | <b>12</b> | <b>27</b> | <b>4</b> | <b>0</b> | <b>.349</b> | <b>.587</b> | <b>.936</b> | <b>0</b> |

## HARPER'S LEAGUE CHAMPIONSHIP SERIES STATISTICS

| YEAR | CLUB, OPP | AVG  | G | AB | R | H | 2B | 3B | HR | RBI | SH | SF | HP | BB | SO | SB | CS | OBP  | SLG  | OPS   | E |
|------|-----------|------|---|----|---|---|----|----|----|-----|----|----|----|----|----|----|----|------|------|-------|---|
| 2022 | PHI, SD   | .400 | 5 | 20 | 4 | 8 | 3  | 0  | 2  | 5   | 0  | 0  | 0  | 0  | 1  | 0  | 0  | .400 | .850 | 1.250 | 0 |

## HARPER'S WORLD SERIES STATISTICS

| YEAR | CLUB, OPP | AVG  | G | AB | R | H | 2B | 3B | HR | RBI | SH | SF | HP | BB | SO | SB | CS | OBP  | SLG  | OPS  | E |
|------|-----------|------|---|----|---|---|----|----|----|-----|----|----|----|----|----|----|----|------|------|------|---|
| 2022 | PHI, HOU  | .200 | 6 | 20 | 2 | 4 | 1  | 0  | 1  | 2   | 0  | 0  | 1  | 4  | 7  | 1  | 0  | .360 | .400 | .760 | 0 |

## HARPER'S ALL-STAR GAME STATISTICS

| YEAR       | CLUB, SITE    | AVG                    | G        | AB        | R        | H        | 2B       | 3B       | HR       | RBI      | SH       | SF       | HP       | BB       | SO       | SB       | CS       | OBP         | SLG         | OPS         | E        |
|------------|---------------|------------------------|----------|-----------|----------|----------|----------|----------|----------|----------|----------|----------|----------|----------|----------|----------|----------|-------------|-------------|-------------|----------|
| 2012       | NL, KC        | .000                   | 1        | 1         | 0        | 0        | 0        | 0        | 0        | 0        | 0        | 0        | 0        | 1        | 1        | 0        | 0        | .500        | .000        | .500        | 0        |
| 2013       | NL, NYM       | .000                   | 1        | 2         | 0        | 0        | 0        | 0        | 0        | 0        | 0        | 0        | 0        | 0        | 0        | 0        | 0        | .000        | .000        | .000        | 0        |
| 2015       | NL, CIN       | .000                   | 1        | 3         | 0        | 0        | 0        | 0        | 0        | 0        | 0        | 0        | 0        | 0        | 2        | 0        | 0        | .000        | .000        | .000        | 0        |
| 2016       | NL, SD        | .500                   | 1        | 2         | 0        | 1        | 1        | 0        | 0        | 0        | 0        | 0        | 0        | 0        | 0        | 0        | 0        | .500        | 1.000       | 1.500       | 0        |
| 2017       | NL, MIA       | 1.000                  | 1        | 1         | 0        | 1        | 0        | 0        | 0        | 0        | 0        | 0        | 0        | 1        | 0        | 0        | 0        | 1.000       | 1.000       | 2.000       | 0        |
| 2018       | NL, WSH       | .000                   | 1        | 2         | 0        | 0        | 0        | 0        | 0        | 0        | 0        | 0        | 0        | 0        | 2        | 0        | 0        | .000        | .000        | .000        | 0        |
| 2022       | NL, LAD       | Injured - Did not play |          |           |          |          |          |          |          |          |          |          |          |          |          |          |          |             |             |             |          |
| <b>ASG</b> | <b>Totals</b> | <b>.182</b>            | <b>6</b> | <b>11</b> | <b>0</b> | <b>2</b> | <b>1</b> | <b>0</b> | <b>0</b> | <b>0</b> | <b>0</b> | <b>0</b> | <b>0</b> | <b>2</b> | <b>5</b> | <b>0</b> | <b>0</b> | <b>.308</b> | <b>.273</b> | <b>.580</b> | <b>0</b> |

## HARPER'S CAREER TRANSACTIONS

- Selected by Washington Nationals in 1st round (1st overall) of 2010 MLB Draft
- On injured list with left knee bursitis, May 27-June 30, 2013; included rehab assignments to Potomac, June 25-26, and Harrisburg, June 27-30
- On injured list with a left thumb sprain, April 26-June 29, 2014; included rehab assignments to Potomac, June 23-25, and Harrisburg, June 26-29
- On injured list with a hyperextended left knee, August 13-September 25, 2017
- Signed by Philadelphia as a free agent, March 2, 2019
- On injured list with a left forearm contusion, May 23-June 4, 2021
- On injured list with a fractured left thumb, June 26-August 25; included rehab assignment to Lehigh Valley, August 23-25

## HARPER'S CAREER FIELDING

| POSITION   | PCT  | G    | PO   | A  | E  | TC   | DP |
|------------|------|------|------|----|----|------|----|
| Outfield   | .984 | 1258 | 2269 | 78 | 38 | 2385 | 11 |
| First base | ---  | 2    | 0    | 0  | 0  | 0    | 0  |

## HARPER'S GAME HIGHS

**HITS:** 5 – 2 times, last: 7/6/21 at CHI... **RUNS:** 4 – 5 times, last: 9/23/20 at WSH... **DOUBLES:** 3 – 2 times, last: 8/1/21 at PIT... **TRIPLES:** 1... **HOME RUNS:** 3 – 5/6/15 vs MIA... **RBI:** 5 – 5 times, last: 7/16/19 vs LAD... **WALKS:** 6 – 5/8/16 at CHI... **STOLEN BASES:** 3 – 7/23/21 vs ATL... **HITTING STREAK:** 19 games – 7/1-27/17

## HARPER'S NOTABLE HOMERS

**GRAND SLAMS:** 6 – 4/14/16 vs ATL (Julio Teheran); 4/19/16 at MIA (Chris Narveson); 4/19/17 at ATL (Julio Teheran); 5/7/19 at STL (Dakota Hudson); 8/15/19 vs CHI (Derek Holland); 6/5/22 vs LAA (Raisel Iglesias)... **INSIDE-THE-PARK HR:** 1 – 7/27/21 vs WSH (Erick Fedde)... **LEADOFF HR:** 2 – 5/2/18 vs PIT (Iván Nova); 5/4/18 vs PHI (Nick Pivetta)... **PINCH HR:** 2 – 4/24/16 vs MIN (Kevin Jepsen); 9/24/19 at WSH (Hunter Strickland)... **WALK-OFF HR:** 6 – 7/25/13 vs PIT (Bryan Morris); 8/7/14 vs NYM (Carlos Torres); 5/9/15 vs ATL (Cody Martin); 4/16/17 vs PHI (Joaquin Benoit); 5/13/17 vs PHI (Edubray Ramos); 8/15/19 vs CHI (Derek Holland)





# JOSH HARRISON

Infielder

2

@jhay\_da\_man

**B-T:** R-R

**HT:** 5-8; **WT:** 190

**OPENING DAY AGE:** 35

**BORN:** July 8, 1987, Cincinnati, OH

**RESIDES:** Liberty Township, OH

**ML SERVICE:** 10 years, 168 days

**HOW OBTAINED:** Signed by Phillies as a free agent, 1/30/23

2023 PHILLIES

## 2022

- Was CWS' Opening Day 2nd baseman
- Slashed .289/.342/.412, 12 2B, 7 HR, 24 RBI, 8 HBP and 37 runs over 84 games from 6/5-end of season
- Recorded his 1,000th career hit in the eighth and pitched a scoreless ninth on 7/5 vs MIN
- Among players to debut since 1900, became the first to pitch and register a milestone hit in the same game, per Elias
- Six of his seven home runs came off RHP
- Defensively, played 90 games (85 starts) at 2nd base, 23 (20 starts) at 3rd base, three (no starts) at pitcher, two (one start) in LF, and two (no starts) at SS

## 2021

- Set career highs in RBI (60) and walks (31)
- Combined to slash .279/.341/.400, 33 2B, 2 3B, 8 HR, 60 RBI, 58 runs in 138 games between WSH and OAK
- Averaged one strikeout every 7.44 plate appearances, the 10th-best ratio in MLB
- Began season with WSH
- Slugged his first career grand slam on 5/22 vs BAL (Bruce Zimmermann)
- Tied a career high with four hits on both 6/13 vs SF and 9/16 at KC
- Slashed .327/.384/.498, 19 2B, 2 3B, 4 HR, 25 RBI in 56 games, 6/20-9/1, raising his season average from .265 to .297 in that span
- Traded to OAK on 7/30
- Was hit by a pitch 18 times, T-6th-most in MLB
- Batted .295 (43-146) vs LHP
- Batted .400 (6-15), 2B, HR, 13 RBI with the bases loaded
- Six of his eight home runs came with runners on base

## 2020

- Attended ML spring training with the Phillies as a non-roster invitee
- Was assigned to the club's alternate training site in Lehigh Valley before being released on 7/21
- Signed by WSH on 7/27 and spent the season with them
- Slashed .333/.371/.667, 2B, 3 HR, 7 RBI in 11 August games
- Batted .320 (8-25) with RISP and .429 (6-14) with RISP and two outs

## 2019

- Was DET's starting 2nd baseman on Opening Day
- Did not commit an error in 156 total chances over 34 games (all starts) at 2nd base
- Had two IL stints: 4/27-5/12 (left shoulder contusion), which included a rehab assignment to Lakeland (A), and 5/28-8/8 (left hamstring strain), which included a rehab assignment to Toledo (AAA)

## HARRISON PHAST PHACTS

- 2-time NL All-Star (2014, 2017)
- Won gold medal with Team USA in 2017 World Baseball Classic
- MLBPA's 2014 Heart & Hustle Award winner

- Was released on 8/9 and did not play for the remainder of the season

## 2018

- Spent final season with PIT
- Started at 2nd base on Opening Day
- On IL from 4/16-5/19 with a left hand fracture; included rehab assignment to Altoona (AA)
- Batted .333 (23-69) with five doubles, three HR, 27 RBI and an .891 OPS with RISP
- Appeared in 87 games (84 starts) at 2nd base and made two appearances at 3rd base

## 2017

- Captured a gold medal while playing for Team USA in the World Baseball Classic
- Named to his second All-Star team (played final 4.0 innings at 2nd base and went hitless in two at-bats)
- Was PIT's Opening Day starter at 2nd base for second straight year
- Set a career high in HR (16)
- Ranked 2nd in the NL with a career-high 23 HBP
- Was the 6th-hardest player to double up in the NL (97.2 AB per GIDP)
- Made 79 starts at 2nd base, 37 at 3rd base, six in LF and one appearance (6/11) in RF
- Recorded first career multi-HR game, 5/1 at CIN
- Had a walk-off single in the 10th inning of a 2-1 win over MIL on 5/6
- Hit safely in 10 straight games between 5/19-28 (.386 AVG) and again between 6/2-12 (.395 AVG)
- Broke up Rich Hill's no-hitter with a walk-off homer in the 10th inning of PIT's 1-0 win on 8/23 vs LAD; became the first player in ML history to end a pitcher's no-hit bid with a walk-off HR
- Suffered a fracture of the fifth metacarpal on his left hand after being hit by a pitch thrown by CIN's RHP Tyler Mahle on 9/2 and missed the remainder of the season

## 2016

- Set a career high in stolen bases and tied his career high in triples
- Made a career-high 128 appearances (122 starts) at 2nd base; also made one appearance in RF

- Ranked 2nd among NL 2nd basemen with 97 double plays turned and 3rd with 635 total chances
- Was PIT's Opening Day starter at 2nd base
- Hit .333 (30-90) in April and .325 (26-80) in May; was hitting .327 overall through 6/9
- Collected his sixth career walk-off hit on 7/19 vs MIL
- Hit .327 (53-162) and scored 23 runs in 39 games (37 starts) from the top spot of the order
- Tied career high with four hits on 8/14 at LAD
- Hit safely in each of his last 10 games from 8/31-9/10, going 17-for-42 (.405 AVG) with seven multi-hit efforts
- Left the game on 9/10 vs CIN with a right groin strain and missed remainder of the season

## 2015

- Was PIT's Opening Day starter at 3rd base and went 2-for-4 with a double as the leadoff batter
- Became just the third player in PIT's history to hit a leadoff home run in the team's home opener
- Hit his second leadoff HR of the season on 4/21 vs CHI
- Had a career-high nine total bases, 5/15 at CHI
- Collected six straight hits from 5/20-21
- Had an 11-game hitting streak from 5/12-24 (.468 AVG), raising season average from .173 to .261
- Had two walk-off singles: 6/14 vs PHI and 9/13 vs MIL
- Injured his left thumb while sliding into 2nd base on 7/5 and was placed on the IL on 7/6
- Underwent surgery to repair torn ulnar collateral ligament on 7/8 (Dr. Thomas Graham)
- Began a rehab assignment with Indianapolis (AAA) on 8/11; reinstated from IL on 8/21 (missed 38 games)
- Batted .310 (35-113) in 39 games after returning from the IL
- Posted four games with a career-high-tying four hits
- Hit .328 over his final 86 games
- Made 72 appearances at 3rd base, 37 at 2nd base, 12 in RF and 10 in LF
- Was the starting 3rd baseman and went 0-for-3 with a HBP in the NL Wild Card Game vs CHI on 10/7

## 2014

- Established career highs in several offensive categories while spending second full season in the majors with PIT
- Was the recipient of the Heart & Hustle Award, presented by the MLB Alumni Association to the player who demonstrates a passion for the game of baseball and best embodies the values, spirit and tradition of the game
- Finished 9th in voting for NL Most Valuable Player
- Was selected to his first NL All-Star team; played final 3.0 innings in LF and went 0-for-2 at the plate
- Finished 2nd in the NL batting race behind COL's Justin Morneau (.319 AVG)
- Led the league with a .372 AVG with RISP
- Tied Matt Kemp for the NL lead in total bases (143) after the All-Star break and his 34 XBH ranked 2nd in the NL behind Kemp (35)
- Named NL Player of the Month for August after hitting .356 and leading the league in SLG (.610), hits (42), XBH (19) and total bases (72)
- Batted .328 with 11 HR and 58 runs scored in 84 games from the leadoff spot
- Made 72 appearances at 3rd base, 26 in RF, 26 in LF, 17 at 2nd base and 8 at SS
- Connected off MIL's Rob Wooten for his third career pinch-hit HR on 4/17 at PNC Park
- Notched his third career walk-off hit on 6/27 vs NYM

- Homered in three straight games, 7/28-30
- Slugged his first career leadoff HR on 7/29 at SF (Tim Hudson)
- Had an XBH in seven straight games from 7/27- 8/2
- Had a career-high five RBI, 8/22 at MIL
- Recorded his fifth career four-hit game (third of season) in suspended game on 9/5 at CHI; also left the game in the 11th inning with an injured left ankle after making a catch at SS
- Had 10 assists at 3rd base on 9/19 vs MIL, falling one shy of the club and ML record
- Had a career-high 15-game hitting streak from 9/12-27 (.343 AVG)
- Went 2-for-4 as the leadoff batter and starting 3rd baseman in the NL Wild Card Game vs SF on 10/1

## 2013

- Was a member of PIT's Opening Day roster for the second straight season
- Optioned to Indianapolis on 4/14
- Was shuttled between PIT and Indianapolis twice between 5/7-31
- Named an International League midseason All-Star
- Was leading all minor league players with 20 XBH when he was recalled by PIT on 6/28
- Optioned back to Indianapolis on 7/2
- Hit his first career walk-off HR while pinch-hitting on 8/6 vs MIA (Mike Dunn)
- Made first career pitching appearance on 8/9 at COL; retired lone batter he faced on a flyout in the 8th inning
- Connected off Jake Westbrook for his second pinch-hit HR on 9/6 at STL
- Pinch-ran and scored eventual winning run in PIT's 5-3 victory vs STL in Game 3 of NLDS on 10/6

## 2012

- Spent first full season in the majors with PIT
- Was PIT's most used pinch-hitter, going 4-for-29 (.138 AVG) with a walk and three RBI
- Made 18 starts at SS, 18 at 2nd base, 10 in RF and nine at 3rd base
- Delivered walk-off single in 12-inning game on Mother's Day, 5/13 vs HOU
- Made first professional appearance in RF as a starter on 5/21 vs NYM
- Broke up Justin Verlander's no-hitter on 5/18 at DET with a one-out single in the ninth inning
- Had a career-high-tying four hits on 9/23 at HOU

## 2011

- Began season with Indianapolis
- Was hitting .321 when he had his contract selected by PIT on 5/30
- Made his ML debut as a starter at 3rd base on 5/31 at NYM and went 2-for-4 with an RBI and a run scored; singled off R.A. Dickey for his first ML hit
- Optioned to Indianapolis on 6/23 and recalled on 6/28
- Optioned back to Indianapolis again on 7/21 and was recalled a final time by PIT on 8/13
- Connected for his first ML HR on 8/23 vs MIL (Marco Estrada)
- Had a career-high four hits and fell a HR shy of hitting for the cycle on 9/24 vs CIN
- Made a total of 50 appearances (46 starts) at 3rd base and six appearances (five starts) at 2nd base

## 2010

- Spent entire season with Eastern League champion Altoona (AA)
- Selected as an EL midseason All-Star (went 2-for-2 with a triple and two RBI)
- Ranked 7th in the league in AVG and 3rd in hits
- Led the league with 14 sacrifice hits and tied for the league lead with 10 sacrifice flies
- Struck out once every 11.25 PA, which was the best mark in the league
- Made 86 appearances at 3rd base and 48 at 2nd base with Altoona during the regular season
- Hit three HR in the postseason after hitting four home runs during the regular season
- Played for Mesa in the Arizona Fall League, batting .330 with 10 doubles, two triples, a homer, eight RBI, 19 runs scored and six stolen bases in six attempts in 22 games

## 2009

- Hit .311 with 28 doubles, nine triples, six home runs, 55 RBI and 30 stolen bases in 131 games with three different teams
- Began season with Peoria (A) in CHI's organization
- Selected as a Midwest League midseason and postseason All-Star
- Promoted to Daytona (A) on 7/9
- Named the Florida State League Batter of the Week, 7/20-27

- Acquired by PIT and finished season with Lynchburg (A)

## 2008

- Split first professional season between Boise (R) and Peoria

## PERSONAL

Joshua Isaiah Harrison... Married, wife's name is Brittney (12/29/12); has two daughters, Mia Jade and Kinsli Rose... Is a 2006 graduate of Princeton High School (OH), where he was a three-year letter winner... Named team MVP as a senior and was a two-year captain... Named to the all-city team by the *Cincinnati Enquirer* and played in East-West All-Star Game... Played baseball for three seasons (2006-08) at the University of Cincinnati... Helped guide Cincinnati to a school-record 39 wins and a second-place regular season finish in the Big East during his final season... Earned Second-Team All-America honors from *Collegiate Baseball* and was named the Big East Co-Player of the Year in 2008 after leading the Bearcats with a .378 batting average, 90 hits and 22 doubles... Played for the Cotuit Kettleers of the Cape Cod Baseball League in the summer of 2007... His brother, Vince Jr., previously played in the TB, FLA and NYM organizations... Is the nephew of John Shelby, who played 11 seasons (1981-91) in the majors and served as PIT's first base coach in 2006-07... Was elected to the University of Cincinnati Athletics Hall of Fame in October 2015... **Hobbies:** Spending time with family, playing video games and listening to music... **Signed by:** Lukas McKnight

## JOSH HARRISON'S CAREER STATISTICS

| YEAR                 | CLUB          | AVG         | G           | AB          | R          | H           | 2B         | 3B        | HR        | RBI        | SH        | SF        | HP        | BB         | SO         | SB        | CS        | OBP         | SLG         | OPS         | E         |
|----------------------|---------------|-------------|-------------|-------------|------------|-------------|------------|-----------|-----------|------------|-----------|-----------|-----------|------------|------------|-----------|-----------|-------------|-------------|-------------|-----------|
| 2008                 | Boise         | .351        | 33          | 114         | 27         | 40          | 11         | 2         | 1         | 25         | 1         | 3         | 3         | 23         | 12         | 12        | 6         | .462        | .509        | .970        | 2         |
|                      | Peoria        | .262        | 31          | 122         | 15         | 32          | 4          | 1         | 1         | 4          | 0         | 0         | 1         | 3          | 11         | 6         | 2         | .286        | .336        | .622        | 7         |
| 2009                 | Peoria        | .337        | 79          | 303         | 51         | 102         | 17         | 7         | 4         | 33         | 9         | 2         | 5         | 16         | 25         | 16        | 9         | .377        | .479        | .856        | 5         |
|                      | Daytona       | .286        | 18          | 70          | 10         | 20          | 3          | 1         | 1         | 9          | 1         | 0         | 1         | 6          | 7          | 10        | 1         | .351        | .400        | .751        | 0         |
|                      | Lynchburg     | .270        | 34          | 141         | 15         | 38          | 8          | 1         | 1         | 13         | 6         | 3         | 4         | 1          | 19         | 4         | 1         | .289        | .362        | .650        | 3         |
| 2010                 | Altoona       | .300        | 135         | 520         | 74         | 156         | 33         | 3         | 4         | 75         | *14       | #10       | 9         | 32         | 52         | 19        | 7         | .345        | .398        | .743        | 21        |
| 2011                 | Indianapolis  | .310        | 62          | 226         | 35         | 70          | 15         | 2         | 5         | 23         | 5         | 2         | 6         | 15         | 28         | 13        | 5         | .365        | .460        | .826        | 17        |
|                      | PITTSBURGH    | .272        | 65          | 195         | 21         | 53          | 13         | 2         | 1         | 16         | 5         | 1         | 0         | 3          | 24         | 4         | 1         | .281        | .374        | .656        | 8         |
| 2012                 | PITTSBURGH    | .233        | 104         | 249         | 34         | 58          | 9          | 5         | 3         | 16         | 7         | 3         | 7         | 10         | 37         | 7         | 3         | .279        | .345        | .624        | 6         |
| 2013                 | PITTSBURGH    | .250        | 60          | 88          | 10         | 22          | 1          | 2         | 3         | 14         | 2         | 0         | 3         | 2          | 10         | 2         | 0         | .290        | .409        | .699        | 1         |
|                      | Indianapolis  | .317        | 64          | 268         | 50         | 85          | 29         | 5         | 4         | 34         | 4         | 0         | 4         | 20         | 39         | 19        | 7         | .373        | .507        | .881        | 5         |
| 2014                 | PITTSBURGH    | .315        | 143         | 520         | 77         | 164         | 38         | 7         | 13        | 52         | 2         | 2         | 4         | 22         | 81         | 18        | 7         | .347        | .490        | .837        | 6         |
| 2015                 | PITTSBURGH    | .287        | 114         | 418         | 57         | 120         | 29         | 1         | 4         | 28         | 3         | 2         | 7         | 19         | 71         | 10        | 8         | .327        | .390        | .717        | 14        |
|                      | Indianapolis+ | .053        | 5           | 19          | 0          | 1           | 0          | 0         | 0         | 0          | 0         | 0         | 0         | 1          | 2          | 0         | 0         | .100        | .053        | .153        | 0         |
| 2016                 | PITTSBURGH    | .283        | 131         | 487         | 57         | 138         | 25         | 7         | 4         | 59         | 4         | 8         | 5         | 18         | 76         | 19        | 4         | .311        | .388        | .699        | 7         |
| 2017                 | PITTSBURGH    | .272        | 128         | 486         | 66         | 132         | 26         | 2         | 16        | 47         | 2         | 3         | 23        | 28         | 90         | 12        | 4         | .339        | .432        | .771        | 11        |
| 2018                 | PITTSBURGH    | .250        | 97          | 344         | 41         | 86          | 13         | 1         | 8         | 37         | 2         | 5         | 5         | 18         | 68         | 3         | 0         | .293        | .363        | .656        | 6         |
|                      | Altoona+      | .167        | 3           | 12          | 2          | 2           | 0          | 0         | 0         | 1          | 0         | 0         | 0         | 1          | 3          | 0         | 0         | .231        | .167        | .397        | 1         |
| 2019                 | DETROIT       | .175        | 36          | 137         | 10         | 24          | 7          | 1         | 1         | 8          | 0         | 2         | 2         | 6          | 27         | 4         | 2         | .218        | .263        | .480        | 0         |
|                      | Lakeland+     | .273        | 3           | 11          | 0          | 3           | 0          | 0         | 0         | 0          | 0         | 0         | 0         | 1          | 2          | 0         | 0         | .333        | .273        | .606        | 0         |
|                      | Toledo+       | .174        | 7           | 23          | 2          | 4           | 1          | 0         | 0         | 3          | 0         | 0         | 0         | 6          | 4          | 0         | 0         | .345        | .217        | .562        | 0         |
| 2020                 | WASHINGTON    | .278        | 33          | 79          | 11         | 22          | 2          | 0         | 3         | 14         | 0         | 2         | 4         | 6          | 12         | 1         | 2         | .352        | .418        | .769        | 1         |
| 2021                 | WASHINGTON    | .294        | 90          | 320         | 39         | 94          | 23         | 2         | 6         | 38         | 0         | 1         | 12        | 25         | 50         | 5         | 2         | .366        | .434        | .800        | 9         |
|                      | OAKLAND       | .254        | 48          | 185         | 19         | 47          | 10         | 0         | 2         | 22         | 0         | 2         | 6         | 6          | 25         | 4         | 3         | .296        | .341        | .637        | 3         |
|                      | WSH/OAK       | .279        | 138         | 505         | 58         | 141         | 33         | 2         | 8         | 60         | 0         | 3         | 18        | 31         | 75         | 9         | 5         | .341        | .400        | .741        | 12        |
| 2022                 | CHICAGO-AL    | .256        | 119         | 386         | 50         | 99          | 19         | 2         | 7         | 27         | 2         | 2         | 14        | 21         | 71         | 2         | 1         | .317        | .370        | .687        | 13        |
| <b>Minors Totals</b> |               | <b>.302</b> | <b>474</b>  | <b>1829</b> | <b>281</b> | <b>553</b>  | <b>121</b> | <b>22</b> | <b>21</b> | <b>220</b> | <b>40</b> | <b>20</b> | <b>33</b> | <b>125</b> | <b>204</b> | <b>99</b> | <b>38</b> | <b>.354</b> | <b>.427</b> | <b>.781</b> | <b>61</b> |
| <b>NL Totals</b>     |               | <b>.240</b> | <b>203</b>  | <b>708</b>  | <b>79</b>  | <b>170</b>  | <b>36</b>  | <b>3</b>  | <b>10</b> | <b>57</b>  | <b>2</b>  | <b>6</b>  | <b>22</b> | <b>33</b>  | <b>123</b> | <b>10</b> | <b>6</b>  | <b>.293</b> | <b>.342</b> | <b>.634</b> | <b>16</b> |
| <b>AL Totals</b>     |               | <b>.279</b> | <b>965</b>  | <b>3186</b> | <b>413</b> | <b>889</b>  | <b>179</b> | <b>29</b> | <b>61</b> | <b>321</b> | <b>27</b> | <b>27</b> | <b>70</b> | <b>151</b> | <b>519</b> | <b>81</b> | <b>31</b> | <b>.323</b> | <b>.411</b> | <b>.734</b> | <b>69</b> |
| <b>ML Totals</b>     |               | <b>.272</b> | <b>1168</b> | <b>3894</b> | <b>492</b> | <b>1059</b> | <b>215</b> | <b>32</b> | <b>71</b> | <b>378</b> | <b>29</b> | <b>33</b> | <b>92</b> | <b>184</b> | <b>642</b> | <b>91</b> | <b>37</b> | <b>.318</b> | <b>.398</b> | <b>.716</b> | <b>85</b> |

\* League leader  
# Tied for league lead  
+ Rehab assignment



## HARRISON'S WILD CARD GAME STATISTICS

| YEAR      | CLUB, OPP     | AVG          | G        | AB       | R        | H        | 2B       | 3B       | HR       | RBI      | SH       | SF       | HP       | BB       | SO       | SB       | CS       | OBP         | SLG         | OPS         | E        |
|-----------|---------------|--------------|----------|----------|----------|----------|----------|----------|----------|----------|----------|----------|----------|----------|----------|----------|----------|-------------|-------------|-------------|----------|
| 2013      | PIT, CIN      | Did not play |          |          |          |          |          |          |          |          |          |          |          |          |          |          |          |             |             |             |          |
| 2014      | PIT, SF       | .500         | 1        | 4        | 0        | 2        | 0        | 0        | 0        | 0        | 0        | 0        | 0        | 0        | 1        | 0        | 0        | .500        | .500        | 1.000       | 0        |
| 2015      | PIT, CHI      | .000         | 1        | 3        | 0        | 0        | 0        | 0        | 0        | 0        | 0        | 0        | 1        | 0        | 1        | 0        | 0        | .250        | .000        | .250        | 0        |
| <b>WC</b> | <b>Totals</b> | <b>.286</b>  | <b>2</b> | <b>7</b> | <b>0</b> | <b>2</b> | <b>0</b> | <b>0</b> | <b>0</b> | <b>0</b> | <b>0</b> | <b>0</b> | <b>1</b> | <b>0</b> | <b>2</b> | <b>0</b> | <b>0</b> | <b>.375</b> | <b>.286</b> | <b>.661</b> | <b>0</b> |

## HARRISON'S DIVISION SERIES STATISTICS

| YEAR | CLUB, OPP | AVG | G | AB | R | H | 2B | 3B | HR | RBI | SH | SF | HP | BB | SO | SB | CS | OBP | SLG | OPS | E |
|------|-----------|-----|---|----|---|---|----|----|----|-----|----|----|----|----|----|----|----|-----|-----|-----|---|
| 2013 | PIT, STL  | --- | 2 | 0  | 1 | 0 | 0  | 0  | 0  | 0   | 0  | 0  | 0  | 0  | 0  | 0  | 1  | --- | --- | --- | 0 |

## HARRISON'S ALL-STAR GAME STATISTICS

| YEAR       | CLUB, SITE    | AVG         | G        | AB       | R        | H        | 2B       | 3B       | HR       | RBI      | SH       | SF       | HP       | BB       | SO       | SB       | CS       | OBP         | SLG         | OPS         | E        |
|------------|---------------|-------------|----------|----------|----------|----------|----------|----------|----------|----------|----------|----------|----------|----------|----------|----------|----------|-------------|-------------|-------------|----------|
| 2014       | NL, MIN       | .000        | 1        | 2        | 0        | 0        | 0        | 0        | 0        | 0        | 0        | 0        | 0        | 0        | 1        | 0        | 0        | .000        | .000        | .000        | 0        |
| 2017       | NL, MIA       | .000        | 1        | 2        | 0        | 0        | 0        | 0        | 0        | 0        | 0        | 0        | 0        | 2        | 0        | 0        | 0        | .000        | .000        | .000        | 0        |
| <b>ASG</b> | <b>Totals</b> | <b>.000</b> | <b>2</b> | <b>4</b> | <b>0</b> | <b>0</b> | <b>0</b> | <b>0</b> | <b>0</b> | <b>0</b> | <b>0</b> | <b>0</b> | <b>0</b> | <b>3</b> | <b>0</b> | <b>0</b> | <b>0</b> | <b>.000</b> | <b>.000</b> | <b>.000</b> | <b>0</b> |

## HARRISON'S WORLD BASEBALL CLASSIC STATISTICS

| YEAR | CLUB | AVG  | G | AB | R | H | 2B | 3B | HR | RBI | SH | SF | HP | BB | SO | SB | CS | OBP  | SLG  | OPS  | E |
|------|------|------|---|----|---|---|----|----|----|-----|----|----|----|----|----|----|----|------|------|------|---|
| 2017 | USA  | .000 | 2 | 5  | 0 | 0 | 0  | 0  | 0  | 0   | 0  | 0  | 0  | 0  | 1  | 0  | 0  | .000 | .000 | .000 | 0 |

## HARRISON'S CAREER TRANSACTIONS

- Selected by Chicago Cubs in 6th round of 2008 MLB Draft
- Traded to Pittsburgh Pirates with José Ascanio (rhp) and Kevin Hart (rhp) for Tom Gorzelanny (lhp) and John Grabow (lhp), July 30, 2009
- On injured list with a left thumb sprain, July 6-August 20, 2015; included rehab assignment to Indianapolis, August 11-20
- On injured list with a right groin strain, September 26, 2016 through the remainder of the season
- On injured list with a left digit 5 fracture, September 3, 2017 through the remainder of the season
- On injured list with a left hand fracture, April 16-May 19, 2018; included rehab assignment to Altoona, May 14-19
- Signed by Detroit Tigers as a free agent, February 23, 2019
- On injured list with a left shoulder contusion, April 27-May 12, 2019; included rehab assignment to Lakeland, May 9-12
- On injured list with a left hamstring strain, May 28-August 8, 2019; included rehab assignment to Toledo, August 1-8
- Signed by Philadelphia as a minor league free agent, November 25, 2019
- Signed by Washington Nationals as a free agent, July 27, 2020
- On COVID-related IL, April 6-11, 2021
- Traded to Oakland Athletics with Yan Gomes (c) for Richard Guasch (rhp), Drew Millas (c) and Seth Shuman (rhp), July 30, 2021
- Signed by Chicago White Sox as a free agent, April 3, 2022
- Signed by Philadelphia as a free agent, January 30, 2023

## HARRISON'S CAREER FIELDING

| POSITION    | PCT   | G   | PO   | A    | E  | TC   | DP  |
|-------------|-------|-----|------|------|----|------|-----|
| Pitcher     | ---   | 4   | 0    | 0    | 0  | 0    | 0   |
| First base  | 1.000 | 1   | 1    | 0    | 0  | 1    | 0   |
| Second base | .984  | 635 | 1013 | 1475 | 40 | 2528 | 349 |
| Third base  | .960  | 322 | 195  | 551  | 31 | 777  | 62  |
| Shortstop   | .930  | 47  | 37   | 70   | 8  | 115  | 13  |
| Outfield    | .968  | 140 | 171  | 8    | 6  | 185  | 2   |

## HARRISON'S GAME HIGHS

**HITS:** 4 – 13 times, last: 9/16/21 at KC... **RUNS:** 3 – 13 times, last: 7/3/22 at SF... **DOUBLES:** 2 – 11 times, last: 7/29/21 at PHI... **TRIPLES:** 2 – 5/4/14 vs TOR... **HOME RUNS:** 2 – 5/1/17 at CIN... **RBI:** 5 – 8/22/14 at MIL... **WALKS:** 2 – 14 times, last: 7/3/22 at SF... **STOLEN BASES:** 2 – 9 times, last: 4/4/19 vs KC... **HITTING STREAK:** 15 games – 9/12-27/14

## HARRISON'S NOTABLE HOMERS

**GRAND SLAMS:** 1 – 5/22/21 vs BAL (Bruce Zimmermann)... **INSIDE-THE-PARK HR:** None... **LEADOFF HR:** 7 – 7/29/14 at SF (Tim Hudson); 8/31/14 vs CIN (Johnny Cueto); 4/13/15 vs DET (Anibal Sanchez); 4/21/15 vs CHI (Travis Wood); 4/26/17 vs CHI (Jon Lester); 5/30/18 vs CHI (Kyle Hendricks); 6/10/18 at CHI (Kyle Hendricks)... **PINCH HR:** 3 – 8/6/13 vs MIA (Mike Dunn); 9/6/13 at STL (Jake Westbrook); 4/17/14 vs MIL (Rob Wooten)... **WALK-OFF HR:** 2 – 8/6/13 vs MIA (Mike Dunn); 8/23/17 vs LAD (Rich Hill)



## LOUIS HEAD

Right-Handed Pitcher

60

**B-T:** R-R

**HT:** 5-11; **WT:** 200

**OPENING DAY AGE:** 32

**BORN:** April 23, 1990, Houston, TX

**RESIDES:** Katy, TX

**ML SERVICE:** 1 year, 16 days

**HOW OBTAINED:** Signed by Phillies as a minor league free agent, 1/6/23

@sweetlouuu832  
 @louisheadjr

**Non-Roster Invitee**

2023 PHILLIES

### 2022

- Began season with MIA
- Was on the IL, 6/23-7/11, with a left shoulder impingement; included a rehab assignment to Florida Complex League Marlins (R)
- Claimed off waivers by BAL on 7/12, appearing in five games with the club and another 14 with Norfolk (AAA)

### 2021

- Began season at TB's alternate training site
- Had his contract selected by the club on 4/23
- Made his ML debut on 4/25 vs TOR, pitching a scoreless eighth inning
- In his first 16 career ML appearances, posted a 1.23 ERA (3 ER, 22.0 IP) and held opponents to a .149 AVG (11-74) with no home runs
- Made his first career start on 8/18 vs BAL
- In his 25 relief appearances, posted a 1.91 ERA (7 ER, 33.0 IP)

### 2020

- Was a member of SEA's organization, but did not pitch

### 2019

- Began season with Tulsa (AA) in LAD's organization
- Limited to 15 appearances between Tulsa and Oklahoma City (AAA) after missing extended time on the IL with a left hamstring strain
- Also appeared in seven combined rehab games with both Arizona League Dodgers (R) clubs

### 2018

- Limited to 15 appearances with Columbus (AAA) due to two stints on the IL with right shoulder inflammation and a right shoulder strain spanning most of May-July

### 2017

- Spent season with Columbus
- Was T-7th in the International League in appearances (50)
- Following the season, pitched for Cibao in the Dominican Winter League

### 2016

- Named an Eastern League midseason All-Star
- Spent entire season with Akron (AA)
- His eight saves were T-6th among CLE minor leaguers

### 2015

- Spent season with Akron
- His 47 appearances were 2nd on the team and T-6th in the Eastern League

### 2014

- Began season with Carolina (A)
- Promoted to Akron on 6/1
- Despite only pitching two months with Carolina, his nine saves were T-7th in the Carolina League
- Following the season, pitched for Peoria in the Arizona Fall League

### 2013

- Selected as a Midwest League midseason All-Star
- Began season with Lake County (A)
- Had a brief stint with Columbus in June and on 6/29 was promoted from Lake County to Carolina for the remainder of the season
- Posted a 2.48 ERA (19 ER, 69.0 IP) in 47 appearances between the three levels

### 2012

- Began pro career with Mahoning Valley (R)
- Promoted to Lake County on 7/24

### PERSONAL

Louis Gibson Head... Married, wife's name is Jenny... Attended Texas Tech and Texas State University... 2008 graduate of Cinco Ranch High School (TX)... **Signed by:** Kyle Van Hook

## LOUIS HEAD'S CAREER STATISTICS

| YEAR                 | CLUB            | W-L          | ERA         | G          | GS       | CG       | SHO      | SV        | IP           | H          | R          | ER         | HR        | HB        | BB         | SO         | WP        | BK       | AVG         |
|----------------------|-----------------|--------------|-------------|------------|----------|----------|----------|-----------|--------------|------------|------------|------------|-----------|-----------|------------|------------|-----------|----------|-------------|
| 2012                 | Mahoning Valley | 0-2          | 2.03        | 7          | 0        | 0        | 0        | 3         | 13.1         | 10         | 4          | 3          | 0         | 0         | 1          | 15         | 0         | 0        | .204        |
|                      | Lake County     | 2-0          | 3.78        | 15         | 0        | 0        | 0        | 0         | 33.1         | 38         | 21         | 14         | 6         | 1         | 7          | 28         | 4         | 0        | .275        |
| 2013                 | Lake County     | 0-2          | 1.82        | 25         | 0        | 0        | 0        | 5         | 29.2         | 27         | 14         | 6          | 0         | 0         | 10         | 23         | 3         | 0        | .245        |
|                      | Columbus        | 0-0          | 0.00        | 1          | 0        | 0        | 0        | 0         | 1.2          | 2          | 0          | 0          | 0         | 0         | 2          | 2          | 0         | 0        | .244        |
|                      | Carolina        | 4-2          | 3.11        | 21         | 0        | 0        | 0        | 3         | 37.2         | 33         | 13         | 13         | 4         | 1         | 3          | 41         | 1         | 0        | .333        |
| 2014                 | Carolina        | 0-3          | 2.21        | 17         | 0        | 0        | 0        | 9         | 20.1         | 10         | 5          | 5          | 0         | 2         | 7          | 34         | 0         | 0        | .141        |
|                      | Akron           | 1-1          | 2.97        | 29         | 0        | 0        | 0        | 3         | 36.1         | 35         | 14         | 12         | 3         | 1         | 16         | 39         | 4         | 0        | .255        |
| 2015                 | Akron           | 3-3          | 4.03        | 47         | 0        | 0        | 0        | 0         | 60.1         | 54         | 27         | 27         | 2         | 1         | 33         | 59         | 6         | 0        | .244        |
| 2016                 | Akron           | 2-1          | 2.66        | 45         | 0        | 0        | 0        | 6         | 67.2         | 56         | 23         | 20         | 3         | 1         | 18         | 61         | 5         | 0        | .228        |
| 2017                 | Columbus        | 3-2          | 3.23        | 50         | 0        | 0        | 0        | 7         | 61.1         | 50         | 22         | 22         | 2         | 2         | 28         | 65         | 5         | 0        | .222        |
| 2018                 | Columbus        | 1-1          | 12.64       | 15         | 0        | 0        | 0        | 0         | 15.2         | 28         | 24         | 22         | 3         | 3         | 10         | 20         | 2         | 0        | .389        |
| 2019                 | Tulsa           | 2-1          | 3.38        | 6          | 0        | 0        | 0        | 1         | 10.2         | 9          | 5          | 4          | 1         | 2         | 3          | 16         | 2         | 0        | .243        |
|                      | Oklahoma City   | 1-0          | 8.25        | 9          | 0        | 0        | 0        | 0         | 12.0         | 20         | 11         | 11         | 2         | 0         | 7          | 14         | 1         | 0        | .392        |
|                      | AZL Dodgers-L   | 0-1          | 9.82        | 5          | 2        | 0        | 0        | 0         | 7.1          | 13         | 8          | 8          | 1         | 0         | 3          | 8          | 0         | 0        | .419        |
|                      | AZL Dodgers-M   | 0-0          | 0.00        | 2          | 2        | 0        | 0        | 0         | 2.2          | 2          | 0          | 0          | 0         | 1         | 0          | 2          | 0         | 0        | .200        |
| 2020                 | Did not pitch   |              |             |            |          |          |          |           |              |            |            |            |           |           |            |            |           |          |             |
| 2021                 | TAMPA BAY       | 2-0          | 2.31        | 27         | 2        | 0        | 0        | 0         | 35.0         | 21         | 10         | 9          | 2         | 3         | 9          | 32         | 1         | 0        | .175        |
|                      | Durham          | 0-0          | 2.20        | 26         | 0        | 0        | 0        | 5         | 28.2         | 20         | 7          | 7          | 2         | 2         | 10         | 37         | 0         | 0        | .194        |
| 2022                 | MIAMI           | 0-0          | 7.23        | 23         | 0        | 0        | 0        | 1         | 23.2         | 26         | 19         | 19         | 4         | 4         | 11         | 23         | 1         | 0        | .271        |
|                      | FCL Marlins+    | 0-0          | 0.00        | 1          | 1        | 0        | 0        | 0         | 1.0          | 0          | 0          | 0          | 0         | 0         | 0          | 2          | 0         | 0        | .000        |
|                      | Norfolk         | 1-1          | 7.04        | 14         | 0        | 0        | 0        | 0         | 15.1         | 11         | 12         | 12         | 1         | 2         | 17         | 19         | 2         | 0        | .212        |
|                      | BALTIMORE       | 0-0          | 1.80        | 5          | 0        | 0        | 0        | 0         | 5.0          | 6          | 1          | 1          | 0         | 1         | 4          | 3          | 1         | 0        | .286        |
|                      | MIA/BAL         | 0-0          | 6.28        | 28         | 0        | 0        | 0        | 1         | 28.2         | 32         | 20         | 20         | 4         | 5         | 15         | 26         | 2         | 0        | .274        |
| <b>Minors Totals</b> |                 | <b>20-20</b> | <b>3.68</b> | <b>335</b> | <b>5</b> | <b>0</b> | <b>0</b> | <b>42</b> | <b>455.0</b> | <b>418</b> | <b>210</b> | <b>186</b> | <b>30</b> | <b>19</b> | <b>175</b> | <b>485</b> | <b>35</b> | <b>0</b> | <b>.246</b> |
| <b>AL</b>            | <b>Totals</b>   | <b>2-0</b>   | <b>2.25</b> | <b>32</b>  | <b>2</b> | <b>0</b> | <b>0</b> | <b>0</b>  | <b>40.0</b>  | <b>27</b>  | <b>11</b>  | <b>10</b>  | <b>2</b>  | <b>4</b>  | <b>13</b>  | <b>35</b>  | <b>2</b>  | <b>0</b> | <b>.191</b> |
| <b>NL</b>            | <b>Totals</b>   | <b>0-0</b>   | <b>7.23</b> | <b>23</b>  | <b>0</b> | <b>0</b> | <b>0</b> | <b>1</b>  | <b>23.2</b>  | <b>26</b>  | <b>19</b>  | <b>19</b>  | <b>4</b>  | <b>4</b>  | <b>11</b>  | <b>23</b>  | <b>1</b>  | <b>0</b> | <b>.271</b> |
| <b>ML</b>            | <b>Totals</b>   | <b>2-0</b>   | <b>4.10</b> | <b>55</b>  | <b>2</b> | <b>0</b> | <b>0</b> | <b>1</b>  | <b>63.2</b>  | <b>53</b>  | <b>30</b>  | <b>29</b>  | <b>6</b>  | <b>8</b>  | <b>24</b>  | <b>58</b>  | <b>3</b>  | <b>0</b> | <b>.224</b> |

+ Rehab assignment

## HEAD'S CAREER TRANSACTIONS

- Selected by Cleveland Guardians in 18th round of 2012 MLB Draft
- Signed by Los Angeles Dodgers as a minor league free agent, December 1, 2018
- Signed by Seattle Mariners as a minor league free agent, February 5, 2020
- Signed by Tampa Bay Rays as a minor league free agent, February 11, 2021
- Traded to Miami Marlins for a player to be named later (Josh Roberson, rhp), November 14, 2021
- On injured list with a left shoulder impingement, June 23-July 11, 2022; included rehab assignment to Florida Complex League Marlins, July 9-11
- Claimed off waivers by Baltimore Orioles, July 12, 2022
- Signed by Philadelphia as a minor league free agent, January 6, 2023

## HEAD'S CAREER FIELDING

| POSITION | PCT  | G  | PO | A | E | TC | DP |
|----------|------|----|----|---|---|----|----|
| Pitcher  | .889 | 55 | 5  | 3 | 1 | 9  | 0  |

## HEAD'S GAME HIGHS

**LOW-HIT CG:** N/A... **SHUTOUTS:** N/A... **STRIKEOUTS:** 4 – 2 times, last: 5/20/22 vs ATL... **WALKS:** 2 – 5 times, last: 8/24/22 vs CWS... **LONGEST OUTING:** 3.0 inn. – 5/20/22 vs ATL... **WINNING STREAK:** 2 games – 7/24/21-current... **LOSING STREAK:** N/A... **SCORELESS STREAK:** 9.2 inn. – 4/8-5/7/22



# JOHN HICKS

Catcher

29

**B-T:** R-R  
**HT:** 6-2; **WT:** 230  
**OPENING DAY AGE:** 33  
**BORN:** August 31, 1989, Richmond, VA  
**RESIDES:** Goochland, VA  
**ML SERVICE:** 3 years, 33 days  
**HOW OBTAINED:** Signed by Phillies as a minor league free agent, 11/16/22

Non-Roster Invitee

2023 PHILLIES

## 2022

- Spent the season with Iowa (AAA) in CHI's system
- Hit a professional-high 20 home runs, had 47 extra-base hits (25 2B, 2 3B) and posted a .510 SLG
- Slashed .310/.361/.663 with a 1.024 OPS in 50 home games
- Had 14 extra-base hits (7 2B, 7 HR) and posted a .727 SLG in 20 games during August

## 2021

- Began the season with Round Rock (AAA)
- Slugged a home run in his first game, 5/6 vs Oklahoma City
- Had his contract selected by TEX on 6/29
- Went 6-for-12 with six runs, four HR and six RBI in his first four games for TEX, 7/1-6
- Designated for assignment on 7/23 and was outrighted back to Round Rock on 7/30

## 2020

- Appeared in 10 games for ARI during spring training
- Participated at ARI's alternate training site in Scottsdale before being released on 9/19

## 2019

- Spent the season with DET
- Set career highs in games (95), doubles (15), home runs (13) and total bases (121)
- Started 55 games at catcher and posted a 1.000 fielding percentage (513 total chances)
- Threw out 12 of 49 runners attempting to steal (24.5%)
- Posted a .961 OPS in 12 games during April and an .893 OPS in 18 games during August
- Hit a ninth-inning, game-winning solo home run off Justin Verlander, 8/21 at HOU
- Hit a walk-off grand slam on 9/14 vs BAL in the 11th inning (Ryan Eades)

## 2018

- Played for DET
- Collected his first walk-off RBI with a safety squeeze bunt single in the 12th inning, 5/2 vs TB
- Made 56 starts at 1st base and 20 starts at catcher
- Placed on the 10-day IL on 8/7 with a right groin strain and missed the rest of the season

## 2017

- Shuttled between Toledo (AAA) and DET all season
- Hit his first career home run on 4/23 at MIN (Ryan Pressly) and had a career-high five RBI
- Had his first career multi-HR game on 9/5 vs KC

## 2016

- Named an Organization All-Star by MiLB.com
- Began the season with Rochester (AAA) in MIN's minor league system
- Claimed off waivers by DET on 4/23
- In 93 combined minor league games, hit .310 with 23 doubles, 10 HR, 47 RBI and an .838 OPS
- Recalled by DET on 9/2 and appeared in one game on 9/10 vs BAL (1-2, 2B)

## 2015

- Named an Organization All-Star by MiLB.com
- Spent most of the season with Tacoma (AAA)
- Was recalled by SEA on 8/28 and made his ML debut on 8/29 at CWS
- Collected his first career hit on 8/30 at CHI (Jose Quintana)

## 2014

- Split the season between Jackson (AA) and Tacoma
- Combined to hit .290 (84-290) with 12 doubles and 47 RBI in 81 games between both levels
- Following the season, played for Surprise in the Arizona Fall League and hit .304 with 11 RBI

## 2013

- Spent the season with Jackson
- Threw out 35 of 71 attempted base stealers (49.3%)

## 2012

- Was named a California League midseason and postseason All-Star
- Spent the season with High Desert (A)

## 2011

- Began pro career with Clinton (A)

## PERSONAL

John Austin Hicks... Married, wife's name is Leslie; has two sons, Walker and Kash... Graduated from Goochland High School (VA), the same high school as NYM pitcher Justin Verlander... Was high school travel ball teammates with NFL quarterback Russell Wilson... Played collegiately for three seasons at the University of Virginia and hit .316 with 54 doubles, 24 home runs and 146 RBI in 195 career games... As a junior, was named First Team All-ACC in 2011... 2019 inductee into the University of Virginia Baseball Hall of Fame... **Signed by:** Mike Moriarty

## JOHN HICKS' CAREER STATISTICS

| YEAR      | CLUB                 | AVG         | G          | AB          | R          | H          | 2B         | 3B        | HR        | RBI        | SH       | SF        | HP        | BB         | SO         | SB        | CS        | OBP         | SLG         | OPS         | E         |
|-----------|----------------------|-------------|------------|-------------|------------|------------|------------|-----------|-----------|------------|----------|-----------|-----------|------------|------------|-----------|-----------|-------------|-------------|-------------|-----------|
| 2011      | Clinton              | .309        | 38         | 139         | 21         | 43         | 9          | 2         | 2         | 26         | 0        | 3         | 1         | 5          | 17         | 2         | 3         | .331        | .446        | .777        | 1         |
| 2012      | High Desert          | .312        | 121        | 506         | 87         | 158        | 32         | 2         | 15        | 79         | 0        | 1         | 3         | 28         | 73         | 22        | 8         | .351        | .472        | .823        | 8         |
| 2013      | Jackson              | .237        | 80         | 296         | 40         | 70         | 14         | 1         | 4         | 29         | 1        | 2         | 6         | 22         | 62         | 13        | 4         | .301        | .331        | .632        | 4         |
| 2014      | Jackson              | .296        | 53         | 189         | 29         | 56         | 10         | 2         | 3         | 27         | 1        | 1         | 0         | 20         | 42         | 6         | 3         | .362        | .418        | .780        | 1         |
|           | Tacoma               | .277        | 28         | 101         | 13         | 28         | 2          | 1         | 2         | 20         | 0        | 2         | 2         | 7          | 24         | 1         | 0         | .330        | .376        | .706        | 1         |
| 2015      | Tacoma               | .245        | 83         | 298         | 39         | 73         | 15         | 1         | 6         | 35         | 1        | 4         | 0         | 17         | 71         | 9         | 2         | .282        | .362        | .706        | 12        |
|           | SEATTLE              | .063        | 17         | 32          | 1          | 2          | 1          | 0         | 0         | 1          | 1        | 0         | 0         | 1          | 18         | 1         | 1         | .091        | .094        | .185        | 1         |
| 2016      | Rochester            | .242        | 9          | 33          | 1          | 8          | 2          | 0         | 1         | 1          | 0        | 0         | 0         | 1          | 5          | 0         | 0         | .265        | .394        | .659        | 1         |
|           | Erie                 | .388        | 14         | 49          | 7          | 19         | 1          | 1         | 1         | 4          | 0        | 1         | 0         | 4          | 9          | 1         | 0         | .426        | .510        | .936        | 4         |
|           | Toledo               | .303        | 70         | 241         | 38         | 73         | 20         | 0         | 8         | 42         | 3        | 0         | 3         | 17         | 59         | 3         | 1         | .356        | .486        | .841        | 1         |
|           | DETROIT              | .500        | 1          | 2           | 1          | 1          | 1          | 0         | 0         | 0          | 0        | 0         | 0         | 0          | 0          | 0         | 0         | .500        | 1.000       | 1.500       | 0         |
| 2017      | Toledo               | .269        | 52         | 208         | 21         | 56         | 10         | 1         | 7         | 35         | 1        | 4         | 1         | 4          | 54         | 5         | 3         | .281        | .428        | .709        | 2         |
|           | DETROIT              | .266        | 60         | 173         | 25         | 46         | 12         | 0         | 6         | 22         | 0        | 1         | 3         | 13         | 51         | 2         | 1         | .326        | .439        | .766        | 5         |
| 2018      | DETROIT              | .260        | 81         | 288         | 35         | 75         | 12         | 1         | 9         | 32         | 1        | 1         | 0         | 22         | 84         | 0         | 1         | .312        | .403        | .715        | 8         |
| 2019      | DETROIT              | .210        | 95         | 319         | 29         | 67         | 15         | 0         | 13        | 35         | 0        | 1         | 0         | 13         | 109        | 1         | 1         | .240        | .379        | .620        | 1         |
| 2020      | Did not play         |             |            |             |            |            |            |           |           |            |          |           |           |            |            |           |           |             |             |             |           |
| 2021      | Round Rock           | .290        | 64         | 248         | 41         | 72         | 18         | 0         | 13        | 44         | 0        | 2         | 2         | 16         | 79         | 7         | 1         | .336        | .520        | .856        | 6         |
|           | TEXAS                | .258        | 10         | 31          | 6          | 8          | 1          | 0         | 4         | 7          | 0        | 0         | 0         | 0          | 8          | 0         | 0         | .258        | .677        | .935        | 0         |
| 2022      | Iowa                 | .261        | 95         | 357         | 49         | 93         | 25         | 2         | 20        | 56         | 0        | 2         | 2         | 26         | 108        | 10        | 4         | .313        | .510        | .823        | 8         |
|           | <b>Minors Totals</b> | <b>.281</b> | <b>707</b> | <b>2665</b> | <b>386</b> | <b>749</b> | <b>158</b> | <b>13</b> | <b>82</b> | <b>398</b> | <b>7</b> | <b>22</b> | <b>20</b> | <b>167</b> | <b>603</b> | <b>79</b> | <b>29</b> | <b>.326</b> | <b>.442</b> | <b>.768</b> | <b>49</b> |
| <b>ML</b> | <b>Totals</b>        | <b>.236</b> | <b>264</b> | <b>845</b>  | <b>97</b>  | <b>199</b> | <b>42</b>  | <b>1</b>  | <b>32</b> | <b>97</b>  | <b>2</b> | <b>3</b>  | <b>3</b>  | <b>49</b>  | <b>270</b> | <b>4</b>  | <b>4</b>  | <b>.279</b> | <b>.401</b> | <b>.680</b> | <b>15</b> |

## HICKS' CAREER TRANSACTIONS

- Selected by Los Angeles Angels in 31st round of 2008 MLB Draft, but did not sign
- Selected by Seattle Mariners in 4th round of 2011 MLB Draft
- Claimed off waivers by Minnesota Twins, December 2, 2015
- Claimed off waivers by Detroit Tigers, April 23, 2016
- On injured list with a right groin strain, August 7, 2018 through the remainder of the season
- Signed by Arizona Diamondbacks as a minor league free agent, January 24, 2020
- Signed by Texas Rangers as a minor league free agent, February 12, 2021
- Signed by Chicago Cubs as a minor league free agent, January 31, 2022
- Signed by Philadelphia as a minor league free agent, November 16, 2022

## HICKS' CAREER FIELDING

| POSITION   | PCT   | G   | PO  | A  | E | TC  | DP | PB |
|------------|-------|-----|-----|----|---|-----|----|----|
| Catcher    | .994  | 121 | 854 | 73 | 6 | 933 | 8  | 4  |
| First base | .989  | 115 | 781 | 55 | 9 | 845 | 92 |    |
| Third base | 1.000 | 1   | 1   | 0  | 0 | 1   | 0  |    |

## HICKS' GAME HIGHS

**HITS:** 3 – 10 times, last: 9/14/19 vs BAL... **RUNS:** 3 – 9/5/17 vs KC... **DOUBLES:** 2 – 2 times, last: 4/13/19 at MIN... **TRIPLES:** 1... **HOME RUNS:** 2 – 2 times, last: 7/3/21 at SEA... **RBI:** 5 – 4/23/17 at MIN... **WALKS:** 2 – 3 times, last: 4/26/19 at CWS... **STOLEN BASES:** 1... **HITTING STREAK:** 10 games – 9/10/16-5/27/17 (gm 2)

## HICKS' NOTABLE HOMERS

**GRAND SLAMS:** 1 – 9/14/19 vs BAL (Ryan Eades)... **INSIDE-THE-PARK HR:** None... **LEADOFF HR:** None... **PINCH HR:** 2 – 8/22/19 at HOU (Joe Biagini); 9/28/19 (gm 2) (Alex Colome)... **WALK-OFF HR:** 1 – 9/14/19 vs BAL (Ryan Eades)





# RHYS HOSKINS

First Baseman

17

**B-T:** R-R

**HT:** 6-4; **WT:** 225

**OPENING DAY AGE:** 30

**BORN:** March 17, 1993, Sacramento, CA

**RESIDES:** Philadelphia, PA

**ML SERVICE:** 5 years, 53 days

**HOW OBTAINED:** Selected by Phillies in 5th round of 2014 MLB Draft

@rhystothehoskins

@rhyshoskins

2023 PHILLIES

## 2022

- Among all NL players, ranked 2nd in pitches/PA (4.30), 8th in AB (589) and 10th in XBH (65) & PA (672)
- Was one of four NL players with at least 30 HR and 70 walks: Kyle Schwarber, STL's Paul Goldschmidt and ATL's Matt Olson
- Notched his second career 30-HR season (other: 34 HR in 2018)
- Of his 30 HR, 24 came in team wins (80.0%) and 20 came in innings one to four (66.7%)
- Slashed .286/.387/.558 (.945 OPS) in 174 PA against left-handers
- His eight game-winning HR ranked 2nd on the Phillies (Kyle Schwarber, 11)
- Set a new career high in hits (145)
- Had an eight-game hitting streak from 5/8-15 and reached base safely in 13 consecutive games from 4/30-5/15
- His HR on 5/9 at SEA was the 250th XBH of his career; became the 4th-fastest player to reach 250 XBH in a Phillies uniform (539 games), behind Chuck Klein (401), Ryan Howard (513) and Dick Allen (532)
- Slugged his second career grand slam on 5/11 at SEA (Logan Gilbert)
- Hit a walk-off double in the ninth inning on 6/13 vs MIA, his first career walk-off hit and RBI
- On 6/14 vs MIA, matched his career highs in hits (4), XBH (3) and RBI (6) and became the first Phillies player to collect four hits and six RBI in a game since David Bell did so on 6/28/04 vs MON (hit for the cycle)
- Collected his 500th career hit with a double in the fifth inning on 6/14 vs MIA
- Named NL Player of the Week for the period of 6/27-7/3 (.421 AVG, 4 HR, 5 RBI, 1.678 OPS), his first career weekly award
- Homered in four consecutive games from 8/4-7, which was the 2nd-longest HR streak of his career (longest: 5 G, 8/23-27/17)
- Had an XBH in five straight games, 8/4-9
- On 8/16 at CIN, recorded his 12th career multi-HR game (third of season; others: 6/10 vs ARI and 6/14 vs MIA)
- His HR on 9/23 vs ATL was his 77th career homer at Citizens Bank Park, moving him into sole possession of 4th place on the all-time HR list at the ballpark (passed Pat Burrell, 76)
- From 6/13-end of the regular season with RISP, hit .333 (26-78) with a 1.055 OPS
- Made his first career postseason appearance in Game 1 of the NLWCS, 10/7 at STL (started at 1st base)
- In Game 3 of the NLDS on 10/14 vs ATL, hit his first career postseason HR, a 3-run shot in the third inning (Spencer Strider); it came on the first pitch following an intentional walk to Kyle Schwarber

- Slugged two HR in Game 4 of the NLCS on 10/22 vs SD and became just the sixth Phillie ever with a multi-HR game in the postseason, joining Chase Utley (2x), Jayson Werth (2x), Pat Burrell, Lenny Dykstra and Ryan Howard
- Homered four times in four postseason games from 10/19-23 and joined Jayson Werth (10/21-31/09) as the only players in franchise history to hit four HR in any four-game span during the postseason
- Hit four HR in the NLCS against SD, setting a new franchise record for most HR ever in an NLCS
- Made his first career World Series appearance in Game 1 on 10/28 at HOU (1-5, R)
- Hit his first career WS HR in Game 3, 11/1 vs HOU (Lance McCullers Jr.)
- His six HR in the postseason ranked T-2nd for most ever in a single postseason by a Phillie, trailing only Jayson Werth (7 HR in 2009)

## 2021

- Made his fourth career Opening Day roster
- Slugged six HR over six games from 4/20-26
- Collected his 200th career XBH on 5/6 vs MIL; reached 200 XBH in the 4th-fewest games (436) by a Phillies player in the modern era (since 1900), trailing only Chuck Klein (320 G), Ryan Howard (402 G) and Dick Allen (429 G)
- Reached base safely in eight straight plate appearances (1B, 2B, 1B, HBP, BB, 1B, 2B, HBP) from the sixth inning on 5/14 through the first inning on 5/16; it was tied for the longest streak of his career (8 straight PA, 4/15-16/18)
- Had a 12-game hitting streak (.326), 5/22-6/5
- Slugged his 100th career HR (solo shot in sixth inning off Nathan Eovaldi) on 5/22 vs BOS; at 450 games, became the 4th-fastest player to reach 100 HR with the Phillies, trailing only Ryan Howard (325 G), Jim Thome (384 G) and Chuck Klein (390 G)
- Tied his career high with three SBH and collected a career-high six RBI on 6/19 at SF; also recorded his eighth career multi-HR game
- Recorded 20 doubles and 20 HR before the All-Star break for the second time in his career (also: 2019); prior to him, the last Phillie to do so was Ryan Howard in 2009
- On 7/20 at NYY, became just the seventh player in ML history and first Phillie with 300 runs scored, 300 walks and 300 RBI in 500 career games or fewer, joining Aaron Judge, Frank Thomas, Eddie Mathews, Ralph Kiner, Charlie Keller and Ted Williams
- Played in his 500th career game on 7/24 vs ATL; had the most walks (313) by any Phillies player to debut in the modern era (since 1900) in his first 500 career games

## NATIONAL LEAGUE LEADERS SINCE \*8/10/17 (\*Hoskins' ML debut)

### EXTRA-BASE HITS

|     |                     |            |
|-----|---------------------|------------|
| 1.  | Freddie Freeman     | 336        |
| 2.  | Nolan Arenado       | 335        |
| 3.  | Paul Goldschmidt    | 315        |
| 4.  | <b>RHYS HOSKINS</b> | <b>304</b> |
| T5. | <b>Bryce Harper</b> | <b>290</b> |
| T5. | <b>Trea Turner</b>  | <b>290</b> |

### HOME RUNS

|    |                       |            |
|----|-----------------------|------------|
| 1. | Nolan Arenado         | 163        |
| 2. | <b>Kyle Schwarber</b> | <b>158</b> |
| 3. | Paul Goldschmidt      | 149        |
| 4. | <b>RHYS HOSKINS</b>   | <b>148</b> |
| 5. | Pete Alonso           | 146        |

### WALKS

|    |                     |            |
|----|---------------------|------------|
| 1. | Juan Soto           | 508        |
| 2. | <b>Bryce Harper</b> | <b>426</b> |
| 3. | Freddie Freeman     | 404        |
| 4. | Joey Votto          | 391        |
| 5. | <b>RHYS HOSKINS</b> | <b>388</b> |

- Collected his 50th XBH in his 100th game of the season on 7/29 vs WSH (gm 2); since 2011, became the only Phillie player to record at least 50 XBH in his first 100 games of a season, as he also did so in 2018 (50 XBH in first 100 G)
- Was on the 10-day IL, 8/7-21, with a left groin strain
- In his first game back off the IL, collected a multi-HR game on 8/22 at SD; it was his ninth career multi-HR game and fourth of the season
- Was on the IL, 8/26-end of season, with a left groin strain
- Underwent successful surgery to repair a core muscle injury on 8/31
- Had the following NL rankings at the time he went on the IL on 8/26: 1st in pitches/PA (4.26; min. 400 PA), 6th in XBH (56), T-6th in HR (27) & GW RBI (11), T-8th in doubles (29) and 9th in SLG (.530; min. 400 PA)
- 12 of his 27 HR either tied a game or gave the Phillies a lead
- Had 30 XBH (15 2B, 15 HR), 36 RBI and a 1.050 OPS in his final 42 games (6/16-8/25)
- Slashed .390/.468/.951 with five doubles, six HR, 14 RBI and 10 runs in his last 13 games (7/23-8/25)

### 2020

- Made his third career Opening Day roster
- Had a 21-game on-base streak (.413 OBP), 8/5-26, which tied the longest on-base streak of his career (also: 21 G, 7/10-8/4/18)
- Became the 4th-fastest Phillie in the modern era to reach 175 extra-base hits when he did so in his 391st game on 8/30 vs ATL, behind only Chuck Klein (288 G), Ryan Howard (346 G) and Dick Allen (381 G)
- Homered in three consecutive games, 8/29-31, for the eighth time in his career
- Became the first Phillie in the modern era to have three straight games (8/29-31) with multiple XBH and a HR
- Scored at least one run in seven consecutive games, 8/29-9/5
- In innings 1-6, hit all 10 of his HR while slashing .295/.444/.648 in 133 plate appearances
- Slashed .341/.509/.732 in 55 plate appearances against LHP
- Was placed on the 10-day IL on 9/13 with a left elbow strain and missed the remainder of the season
- Had a successful left elbow UCL repair, 10/2 (Dr. Steve Cohen)

### 2019

- Among all ML players, ranked 1st in pitches/PA (4.56) & pitches faced (3,218) and among all NL players was 1st in walks (116), T-5th in games (160) and 6th in times on base (256)
- Was selected as the Phillies' nominee for the Roberto Clemente Award for the second consecutive season

- Had 116 walks; was just the 12th time in franchise history that a Phillie had more than 115 walks in a season
- Was the youngest Phillie to ever finish a season with more than 115 walks
- Became the first Phillie with a 25-HR/115-BB season since 2004 (Bobby Abreu)
- With a .903 OPS, became one of only five players in franchise history to post a .900 OPS or higher through 1,000 career plate appearances, joining Chuck Klein (1.043), Ryan Howard (1.025), Dick Allen (.949) and Lefty O'Doul (.934)
- Became the first player in franchise history with at least 60 HR and 145 walks through 1,000 career plate appearances
- Made his second career Opening Day roster; slugged his first career grand slam (Luke Jackson) on 3/28 vs ATL (was also his first career Opening Day HR)
- Was the first Phillie in franchise history to hit a grand slam on Opening Day at home
- Hit his 60th career HR on 4/27 vs MIA in his 229th game; became the 2nd-fastest Phillie ever to reach the 60-HR plateau behind Ryan Howard (209 G) and the 5th-fastest player in ML history, trailing only Aaron Judge (197 G), Gary Sanchez (201 G), Howard and Ryan Braun (212 G)
- Had a career-high four hits on 5/7 at STL
- Became the first Phillies player with 20 HR before the All-Star break since 2013 (Domonic Brown); was the 23rd time in franchise history a player did so
- Was the first Phillie with at least 20 HR and 65 walks prior to the All-Star break since 2008 (Pat Burrell)
- Had 59 RBI and 68 walks before the All-Star break; prior to him (2018-19), the last two Phillies players to record at least 50 RBI and 50 walks before the All-Star break in consecutive seasons were Jim Thome (2003-04) and Bobby Abreu (2003-06)
- Hit his 75th career HR in his 308th game on 7/30 vs SF; became the 3rd-fastest Phillie to hit 75 career HR, trailing only Ryan Howard (240 G) and Chuck Klein (278 G)
- Batted leadoff for the first time in his career, 8/14 vs CHI
- Was ejected on 8/31 vs NYM by home plate umpire Will Little (first career ejection)

### 2018

- Made his first Opening Day roster
- Ranked 1st in the NL in pitches/PA (4.42), T-4th in GA RBI (29), 7th in walks (87) & XBH (72), T-7th in HR (34), T-8th in doubles (38) and 10th in RBI (96)
- Was the Phillies' nominee for the Hank Aaron Award and Roberto Clemente Award
- 18 of his 34 HR (52.9%) gave the Phillies a lead; was T-2nd in MLB with 18 go-ahead HR (most: OAK's Khris Davis, 21)
- Was one of five players in MLB with at least 70 XBH and 85 BB (also: Alex Bregman, Jose Ramirez, Matt Carpenter and Paul Goldschmidt)
- Reached 20 career HR in his 247th plate appearance, setting the franchise record for fewest career plate appearances to reach 20 homers

- With his single in the first inning on 4/27 vs ATL, reached base safely in 50 of his first 100 PA of the season
- Became the first Phillie to post a .500 OBP or better through his first 100 PA of a season since 1989, when Von Hayes reached safely in 51 of his first 100 PA
- His 24 BB were tied for the most by a Phillie by the end of April (since 1913) with Bobby Abreu's 24 BB before the end of April 2006
- Was on the IL from 5/30-6/8 with a fractured jaw
- Homered in his first game back off the IL on 6/9 vs MIL
- Hit his 30th career HR, 6/27 vs NYY, in his 119th game, becoming the fastest Phillie ever to reach 30 career HR (next two fastest: Hall of Famer Chuck Klein in 132 games and Ryan Howard in 134 games)
- On 7/3 vs BAL, collected his 100th and 101st career RBI in his 124th game; it marked the fewest games to start a career with the Phillies to reach 100 RBI (since 1920, when RBI became an official stat), surpassing Chuck Klein (143 G, 1929)
- Reached base safely in a career-high 21 consecutive games, 7/10-8/4, posting a .427 OBP in that span
- Competed in the Home Run Derby at Nationals Park on 7/16; defeated MIL's Jesus Aguilar, 17-12, in the first round before falling in the semifinals to CHI's Kyle Schwarber, 21-20
- Became the first player in HR Derby history to hit 20 HR in the semifinals and his 37 total HR were the second-most HR by a Phillie in Derby history, trailing only Bobby Abreu in 2005 (41)
- Logged his third career multi-HR game, 7/26 at CIN; also had a career-high three XBH in that game
- Drew his 100th career walk, 8/4 vs MIA, in his 151st career game, becoming the fastest Phillie to reach 100 career walks in the modern era (previous: Don Hurst, 170 games, 1928-29)
- On 9/19 vs NYM, slugged the 50th HR of his career, doing so in his 192nd career game; became the 2nd-fastest Phillie to 50 HR (fastest: Ryan Howard, 182 games) and the 7th-fastest in MLB history
- Made 149 starts: 133 in LF, 12 at 1st base and 4 as the designated hitter
- His .938 OPS (648 PA) was the 2nd-best mark among all Phillies through the first 150 games of a career (dating to 1900), trailing only Chuck Klein (1.041 OPS)
- Following the season, was part of the MLB Japan All-Star Series (2 HR, 3 RBI in 5 games)

## 2017

- Finished 4th in NL Rookie of the Year voting despite not making his ML debut until 8/10
- Among NL rookies, finished 5th in walks (37), 6th in HR (18) and 9th in RBI (48)
- Began the season with Lehigh Valley (AAA)
- Led the International League in RBI (91), OPS (.966), OBP (.385) & SLG (.581), ranked 2nd in runs (78) & XBH (57), 3rd in HR (29) & total bases (233) and 7th in AVG (.284) & walks (64)
- Named the MVP and Rookie of the Year of the IL
- Selected as an IL midseason and postseason All-Star, his third straight season with an All-Star selection (Eastern League in 2016, South Atlantic League in 2015)
- Started at 1st base for Team USA in the All-Star Futures Game (1-2), 7/9 at Marlins Park
- Set Lehigh Valley's single-season HR record
- Had his contract selected on 8/10 and made his ML debut that night vs NYM in a start in LF (0-2, BB)
- After making his ML debut on 8/10, led all NL rookies in HR (18), RBI (48), walks (35), OBP (.396), runs (37), SLG (.618), XBH (25) and TB (105)



- His 18 HR were the most by any player in MLB history who made his season debut 8/1 or later; previous record was held by Hall of Famer Ted Williams (13 in 1953)
- Won the NL Rookie of the Month Award for August (.304, 2 2B, 11 HR, 25 RBI, 12 BB, .402 OBP, .747 SLG, 1.149 OPS); led all MLB rookies in August in HR (11) and RBI (25)
- His 11 HR in August were the most by a rookie in a calendar month in Phillies history
- Became the first Phillie ever to reach 40 career RBI in 40 or fewer games and first MLB player since 2001 (Albert Pujols in 36 G)
- Collected his first ML hit (single off Chris Flexen) and RBI, 8/13 vs NYM
- Hit his first two career HR, 8/14 at SD
- Had a 13-game hitting streak, 8/19-31 (.367 AVG, 8 HR, 20 RBI), which tied for the longest among NL rookies
- Tied a Phillies record by homering in five straight games, 8/23-27; became the fifth Phillie (only rookie) in club history to do it and first since 2008, when Chase Utley did it twice
- Started a 7-4-3 triple play, 8/27 vs CHI
- Collected his 25th RBI in his 19th career game, 8/28 vs ATL, 2nd-fewest games needed to reach 25 RBI among players who made their ML debut since RBI became an official statistic in 1920, behind CHI's Mandy Brooks (17 G)
- Clubbed his 18th career HR in his 34th game, 9/14 vs MIA, the fastest player to reach that many home runs in terms of games played in MLB history



- From 8/14 through the end of the season, among all MLB hitters, ranked 1st in pitches/PA (4.63) & pitches seen (907), T-1st in RBI (47), 2nd in HR (18), 3rd in walks (32), 4th in OPS (1.071), 5th in SLG (.662) and T-5th in TB (104)

## 2016

- Spent the entire season with Reading (AA)
- Won Eastern League Rookie of the Year
- Received the Paul Owens Award (along with Dylan Cozens) as the best players in the Phillies minor league system
- Selected as an EL midseason and postseason All-Star
- Finished 2nd among all minor league players in HR (38), 3rd in RBI (116) & total bases (282) and T-9th in XBH (65) & runs (95)
- Led the EL in OPS (.943), was T-1st in SF (9), 2nd in HR, RBI, XBH, SLG (.566), runs, total bases, walks (71) & games (135), T-4th in OBP (.377) and 5th in hits (140) & AB (498)
- Named Phillies Minor League Player of the Month for June (.351, 13 HR, 33 RBI) and was twice named Phillies Minor League Player of the Week: 5/16-22 and 6/6-12
- Selected as EL Player of the Month for June and Player of the Week, 6/6-12
- Named a *Baseball America* Double-A All-Star and Minor League All-Star
- Averaged 1 HR/13.11 AB
- Had a 19-game hitting streak, 4/10-5/2 (.293, 22-75, 5 HR, 18 RBI)
- Had three multi-HR games: 6/4, 7/5 and 8/4
- Played for Cibao in the Dominican Winter League

## 2015

- Led the Phillies minor league system in hits (159), 2B (36), HR (17), total bases (258), runs (86) and games (135), T-1st in RBI (90) and ranked 2nd in AVG (.319)
- Began the season with Lakewood (A)
- Named Phillies Minor League Player of the Month for May (.342, 23 RBI, 18 R, 11 XBH)
- Selected as a South Atlantic League midseason All-Star
- Batted .363 (33-91) with RISP before being promoted to Clearwater (A) on 6/25
- Reached base safely in 57 of 67 games with Clearwater (.394 OBP)
- Named Florida State League Player of the Week, 8/17-23
- Played winter ball for Sydney in the Australian Baseball League

## 2014

- Began his pro career with Williamsport (A)
- T-4th in New York-Penn League in games (70) and T-6th in HR (9) & RBI (40)
- Participated in Florida Instructional League

## PERSONAL

Rhys Dean Hoskins (pronounced REES)... Married Jayme Bermudez (11/9/19)... 2011 graduate of Jesuit High School (CA), where he played baseball, football and basketball... Attended California State University, Sacramento... Named 2014 Western Athletic Conference player of the year during his junior season... Was honored with the first Champion of Spirit Award at the Greater Philadelphia Muscular Dystrophy Association Black-N-Blue Ball in 2019... Recipient of the Phillies Community Service Award and club nominee for the Roberto Clemente Award in 2018 and 2019... **Hobbies:** Traveling, hiking and reading... **Signed by:** Joey Davis



## RHYS HOSKINS' CAREER STATISTICS

| YEAR                 | CLUB          | AVG         | G          | AB          | R          | H          | 2B         | 3B        | HR         | RBI        | SH       | SF        | HP        | BB         | SO         | SB        | CS        | OBP         | SLG         | OPS         | E         |
|----------------------|---------------|-------------|------------|-------------|------------|------------|------------|-----------|------------|------------|----------|-----------|-----------|------------|------------|-----------|-----------|-------------|-------------|-------------|-----------|
| 2014                 | Williamsport  | .237        | 70         | 245         | 30         | 58         | 15         | 0         | 9          | 40         | 0        | 1         | 6         | 21         | 54         | 3         | 3         | .311        | .408        | .719        | 8         |
| 2015                 | Lakewood      | .322        | 68         | 255         | 39         | 82         | 17         | 4         | 9          | 51         | 0        | 2         | 7         | 26         | 50         | 2         | 4         | .397        | .525        | .922        | 4         |
|                      | Clearwater    | .317        | 67         | 243         | 47         | 77         | 19         | 2         | 8          | 39         | 0        | 2         | 3         | 29         | 49         | 2         | 0         | .394        | .510        | .904        | 7         |
| 2016                 | Reading       | .281        | 135        | 498         | 95         | 140        | 26         | 1         | 38         | 116        | 0        | #9        | 11        | 71         | 125        | 8         | 3         | .377        | .566        | *.943       | 14        |
| 2017                 | Lehigh Valley | .284        | 115        | 401         | 78         | 114        | 24         | 4         | 29         | *91        | 0        | 5         | 5         | 64         | 75         | 4         | 2         | *.385       | *.581       | *.966       | 8         |
|                      | PHILLIES      | .259        | 50         | 170         | 37         | 44         | 7          | 0         | 18         | 48         | 0        | 2         | 3         | 37         | 46         | 2         | 0         | .396        | .618        | 1.014       | 4         |
| 2018                 | PHILLIES      | .246        | 153        | 558         | 89         | 137        | 38         | 0         | 34         | 96         | 0        | 5         | 9         | 87         | 150        | 5         | 3         | .354        | .496        | .850        | 6         |
| 2019                 | PHILLIES      | .226        | 160        | 570         | 86         | 129        | 33         | 5         | 29         | 85         | 0        | 6         | 11        | *116       | 173        | 2         | 2         | .364        | .454        | .819        | 9         |
| 2020                 | PHILLIES      | .245        | 41         | 151         | 35         | 37         | 9          | 0         | 10         | 26         | 0        | 0         | 5         | 29         | 43         | 1         | 0         | .384        | .503        | .887        | 4         |
| 2021                 | PHILLIES      | .247        | 107        | 389         | 64         | 96         | 29         | 0         | 27         | 71         | 0        | 2         | 5         | 47         | 108        | 3         | 2         | .334        | .530        | .864        | 4         |
| 2022                 | PHILLIES      | .246        | 156        | 589         | 81         | 145        | 33         | 2         | 30         | 79         | 0        | 4         | 6         | 72         | 169        | 2         | 1         | .332        | .462        | .794        | 12        |
| <b>Minors Totals</b> |               | <b>.287</b> | <b>455</b> | <b>1642</b> | <b>289</b> | <b>471</b> | <b>101</b> | <b>11</b> | <b>93</b>  | <b>337</b> | <b>0</b> | <b>19</b> | <b>32</b> | <b>211</b> | <b>353</b> | <b>19</b> | <b>12</b> | <b>.375</b> | <b>.532</b> | <b>.907</b> | <b>41</b> |
| <b>ML</b>            | <b>Totals</b> | <b>.242</b> | <b>667</b> | <b>2427</b> | <b>392</b> | <b>588</b> | <b>149</b> | <b>7</b>  | <b>148</b> | <b>405</b> | <b>0</b> | <b>19</b> | <b>39</b> | <b>388</b> | <b>689</b> | <b>15</b> | <b>8</b>  | <b>.353</b> | <b>.492</b> | <b>.846</b> | <b>39</b> |

\* League leader  
# Tied for league lead

2023 PHILLIES

## HOSKINS' WILD CARD SERIES STATISTICS

| YEAR | CLUB, OPP | AVG  | G | AB | R | H | 2B | 3B | HR | RBI | SH | SF | HP | BB | SO | SB | CS | OBP  | SLG  | OPS  | E |
|------|-----------|------|---|----|---|---|----|----|----|-----|----|----|----|----|----|----|----|------|------|------|---|
| 2022 | PHI, STL  | .000 | 2 | 9  | 0 | 0 | 0  | 0  | 0  | 0   | 0  | 0  | 0  | 0  | 3  | 0  | 0  | .000 | .000 | .000 | 0 |

## HOSKINS' DIVISION SERIES STATISTICS

| YEAR | CLUB, OPP | AVG  | G | AB | R | H | 2B | 3B | HR | RBI | SH | SF | HP | BB | SO | SB | CS | OBP  | SLG  | OPS  | E |
|------|-----------|------|---|----|---|---|----|----|----|-----|----|----|----|----|----|----|----|------|------|------|---|
| 2022 | PHI, ATL  | .235 | 4 | 17 | 3 | 4 | 1  | 0  | 1  | 4   | 0  | 0  | 0  | 1  | 6  | 0  | 0  | .278 | .471 | .749 | 1 |

## HOSKINS' LEAGUE CHAMPIONSHIP SERIES STATISTICS

| YEAR | CLUB, OPP | AVG  | G | AB | R | H | 2B | 3B | HR | RBI | SH | SF | HP | BB | SO | SB | CS | OBP  | SLG  | OPS   | E |
|------|-----------|------|---|----|---|---|----|----|----|-----|----|----|----|----|----|----|----|------|------|-------|---|
| 2022 | PHI, SD   | .222 | 5 | 18 | 4 | 4 | 0  | 0  | 4  | 7   | 0  | 0  | 0  | 2  | 5  | 0  | 0  | .300 | .889 | 1.189 | 1 |

## HOSKINS' WORLD SERIES STATISTICS

| YEAR | CLUB, OPP | AVG  | G | AB | R | H | 2B | 3B | HR | RBI | SH | SF | HP | BB | SO | SB | CS | OBP  | SLG  | OPS  | E |
|------|-----------|------|---|----|---|---|----|----|----|-----|----|----|----|----|----|----|----|------|------|------|---|
| 2022 | PHI, HOU  | .120 | 6 | 25 | 2 | 3 | 0  | 0  | 1  | 1   | 0  | 0  | 0  | 1  | 10 | 0  | 0  | .154 | .240 | .394 | 0 |

## HOSKINS' CAREER TRANSACTIONS

- Selected by Philadelphia in 5th round of 2014 MLB Draft
- On injured list with a fractured jaw, May 30-June 8, 2018
- On injured list with a left elbow strain, September 13, 2020 through the remainder of the season
- On injured list with a left groin strain, August 7-21, 2021
- On injured list with a left groin strain, August 26, 2021 through the remainder of the season

## HOSKINS' CAREER FIELDING

| POSITION   | PCT  | G   | PO   | A   | E  | TC   | DP  |
|------------|------|-----|------|-----|----|------|-----|
| First base | .992 | 496 | 3631 | 354 | 32 | 4017 | 355 |
| Outfield   | .976 | 165 | 279  | 7   | 7  | 293  | 0   |

## HOSKINS' GAME HIGHS

**HITS:** 4 – 3 times, last: 7/29/22 at PIT... **RUNS:** 3 – 5 times, last: 4/17/21 vs STL... **DOUBLES:** 2 – 11 times, last: 9/25/22 vs ATL...  
**TRIPLES:** 1... **HOME RUNS:** 2 – 12 times, last: 8/16/22 at CIN... **RBI:** 6 – 2 times, last: 6/14/22 vs MIA... **WALKS:** 3 – 9 times, last: 6/21/22 at TEX... **STOLEN BASES:** 1... **HITTING STREAK:** 13 games – 8/19-31/17

## HOSKINS' NOTABLE HOMERS

**GRAND SLAMS:** 2 – 3/28/19 vs ATL (Luke Jackson); 5/11/22 at SEA (Logan Gilbert)... **INSIDE-THE-PARK HR:** None... **LEADOFF HR:** None... **PINCH HR:** None... **WALK-OFF HR:** None





## JAKE JEWELL

Right-Handed Pitcher

66

**B-T:** R-R

**HT:** 6-2; **WT:** 220

**OPENING DAY AGE:** 29

**BORN:** May 16, 1993, Norman, OK

**RESIDES:** Norman, OK

**ML SERVICE:** 1 year, 25 days

**HOW OBTAINED:** Signed by Phillies as a minor league free agent, 12/24/22

Non-Roster Invitee

### 2022

- Began season with Columbus (AAA) in CLE's organization
- Had a brief stint with CLE, 8/6-8, but did not appear in a game
- Designated for assignment on 8/15 and claimed by MIN on 8/17
- Assigned to St. Paul (AAA), where he spent the remainder of the season

### 2021

- Began season with Iowa (AAA) in CHI's organization
- Had his contract selected by CHI on 7/29
- Optioned back to Iowa, 8/21 and designated for assignment on 8/28
- Claimed off waivers by LAD on 8/31 and assigned to Oklahoma City (AAA)
- Claimed off waivers by SF on 9/7 and assigned to Sacramento (AAA)
- Overall at the triple-A level, combined to post a 3.40 ERA (17 ER, 45.0 IP), 50 SO in 33 games

### 2020

- Spent time at SF's alternate training site

### 2019

- Split season between LAA and Salt Lake (AAA)
- Made 18 relief appearances for LAA across seven stints with the club
- Converted a professional-high eight saves for Salt Lake

### 2018

- Began season with Mobile (AA)
- Was promoted to Salt Lake on 4/28 after posting a 2.08 ERA (3 ER, 13.0 IP) over seven appearances
- Was recalled by LAA on 6/15 for his first ML stint

- Made his ML debut on 6/16 vs OAK, pitching a scoreless inning
- Optioned back to Salt Lake on 6/18 and was recalled again on 6/27
- Suffered a season-ending right fibula fracture on 6/27 vs BOS
- Underwent right ankle surgery on 6/29 (Dr. Kenneth Jung)

### 2017

- Began season with Inland Empire (A) before being promoted to Mobile, 4/24
- Led all Mobile pitchers in innings (124.2) and starts (23), was 2nd in wins (7) and strikeouts (81)
- Went 3-2 with a 2.91 ERA (15 ER, 46.1 IP) across eight starts from 5/28-7/9

### 2016

- Spent season with Inland Empire

### 2015

- Spent season with Burlington (A)
- Was used for 16 starts and 16 games in relief
- Following the season, was named the No. 5 prospect in LAA's system by *Baseball America*

### 2014

- Began pro career with Arizona League Angels (R)
- Promoted to Orem (R), 8/17

### PERSONAL

Jake Robert Jewell... Married Shea Wells (11/12/22)... Attended Northeast Oklahoma A&M College... 2012 graduate of Norman High School (OK)... **Signed by:** Drew Chadd

## JAKE JEWELL'S CAREER STATISTICS

| YEAR                 | CLUB           | W-L               | ERA         | G          | GS        | CG       | SHO      | SV        | IP           | H          | R          | ER         | HR        | HB        | BB         | SO         | WP        | BK       | AVG         |
|----------------------|----------------|-------------------|-------------|------------|-----------|----------|----------|-----------|--------------|------------|------------|------------|-----------|-----------|------------|------------|-----------|----------|-------------|
| 2014                 | AZL Angels     | 1-0               | 1.48        | 9          | 6         | 0        | 0        | 0         | 30.1         | 23         | 6          | 5          | 0         | 1         | 12         | 26         | 4         | 2        | .213        |
|                      | Orem           | 0-2               | 8.76        | 3          | 3         | 0        | 0        | 0         | 12.1         | 22         | 12         | 12         | 1         | 2         | 4          | 9          | 2         | 0        | .386        |
| 2015                 | Burlington     | 6-8               | 4.77        | 31         | 15        | 0        | 0        | 2         | 111.1        | 110        | 67         | 59         | 8         | 12        | 31         | 110        | 11        | 2        | .263        |
| 2016                 | Inland Empire  | 2- <sup>*15</sup> | 6.31        | 28         | 27        | 0        | 0        | 0         | 137.0        | 191        | 110        | 96         | 10        | 11        | 65         | 104        | 16        | 2        | .334        |
| 2017                 | Inland Empire  | 0-1               | 2.25        | 3          | 3         | 0        | 0        | 0         | 16.0         | 11         | 6          | 4          | 1         | 1         | 3          | 15         | 1         | 0        | .183        |
|                      | Mobile         | 7-8               | 4.84        | 24         | 23        | 1        | 1        | 0         | 124.2        | 136        | 73         | 67         | 14        | 12        | 41         | 81         | 11        | 1        | .284        |
| 2018                 | Mobile         | 1-0               | 2.08        | 7          | 0         | 0        | 0        | 2         | 13.0         | 15         | 3          | 3          | 1         | 0         | 2          | 11         | 0         | 0        | .313        |
|                      | Salt Lake      | 2-4               | 3.60        | 19         | 0         | 0        | 0        | 3         | 25.0         | 23         | 11         | 10         | 2         | 1         | 17         | 24         | 2         | 1        | .240        |
| 2019                 | LOS ANGELES-AL | 0-1               | 9.00        | 3          | 0         | 0        | 0        | 0         | 2.0          | 2          | 2          | 2          | 0         | 2         | 1          | 1          | 1         | 0        | .250        |
|                      | Salt Lake      | 4-4               | 5.26        | 34         | 0         | 0        | 0        | 8         | 37.2         | 42         | 25         | 22         | 3         | 3         | 17         | 41         | 4         | 0        | .284        |
| 2021                 | LOS ANGELES-AL | 0-0               | 6.84        | 18         | 0         | 0        | 0        | 0         | 26.1         | 28         | 20         | 20         | 8         | 3         | 8          | 23         | 0         | 0        | .275        |
|                      | Iowa           | 2-1               | 2.78        | 23         | 0         | 0        | 0        | 4         | 32.1         | 21         | 12         | 10         | 3         | 2         | 13         | 35         | 1         | 0        | .184        |
| 2022                 | CHICAGO-NL     | 0-2               | 9.90        | 10         | 0         | 0        | 0        | 0         | 10.0         | 18         | 12         | 11         | 5         | 0         | 5          | 10         | 1         | 0        | .391        |
|                      | Oklahoma City  | 0-0               | 0.00        | 2          | 0         | 0        | 0        | 0         | 2.1          | 3          | 0          | 0          | 0         | 0         | 1          | 5          | 0         | 0        | .300        |
| 2022                 | Sacramento     | 0-0               | 6.10        | 8          | 0         | 0        | 0        | 0         | 10.1         | 11         | 7          | 7          | 1         | 2         | 5          | 10         | 3         | 0        | .282        |
|                      | Columbus       | 2-2               | 2.49        | 36         | 0         | 0        | 0        | 4         | 43.1         | 29         | 14         | 12         | 0         | 4         | 15         | 48         | 4         | 0        | .182        |
|                      | St. Paul       | 0-0               | 5.68        | 9          | 0         | 0        | 0        | 1         | 12.2         | 12         | 11         | 8          | 1         | 1         | 6          | 17         | 1         | 0        | .245        |
| <b>Minors Totals</b> |                | <b>27-45</b>      | <b>4.66</b> | <b>236</b> | <b>77</b> | <b>1</b> | <b>1</b> | <b>24</b> | <b>608.1</b> | <b>649</b> | <b>357</b> | <b>315</b> | <b>45</b> | <b>52</b> | <b>232</b> | <b>536</b> | <b>60</b> | <b>8</b> | <b>.275</b> |
| <b>AL</b>            | <b>Totals</b>  | <b>0-1</b>        | <b>6.99</b> | <b>21</b>  | <b>0</b>  | <b>0</b> | <b>0</b> | <b>0</b>  | <b>28.1</b>  | <b>30</b>  | <b>22</b>  | <b>22</b>  | <b>8</b>  | <b>5</b>  | <b>9</b>   | <b>24</b>  | <b>1</b>  | <b>0</b> | <b>.273</b> |
| <b>NL</b>            | <b>Totals</b>  | <b>0-2</b>        | <b>9.90</b> | <b>10</b>  | <b>0</b>  | <b>0</b> | <b>0</b> | <b>0</b>  | <b>10.0</b>  | <b>18</b>  | <b>12</b>  | <b>11</b>  | <b>5</b>  | <b>0</b>  | <b>5</b>   | <b>10</b>  | <b>1</b>  | <b>0</b> | <b>.391</b> |
| <b>ML</b>            | <b>Totals</b>  | <b>0-3</b>        | <b>7.75</b> | <b>31</b>  | <b>0</b>  | <b>0</b> | <b>0</b> | <b>0</b>  | <b>38.1</b>  | <b>48</b>  | <b>34</b>  | <b>33</b>  | <b>13</b> | <b>5</b>  | <b>14</b>  | <b>34</b>  | <b>2</b>  | <b>0</b> | <b>.308</b> |

\* League leader

2023 PHILLIES

## JEWELL'S CAREER TRANSACTIONS

- Selected by Los Angeles Angels in 5th round of 2014 MLB Draft
- On injured list with a right fibula fracture, June 28, 2018 through the remainder of the season
- Claimed off waivers by San Francisco Giants, January 13, 2020
- Signed by Chicago Cubs as a minor league free agent, November 5, 2020
- Claimed off waivers by Los Angeles Dodgers, August 31, 2021
- Claimed off waivers by San Francisco Giants, September 7, 2021
- Signed by Cleveland Guardians as a minor league free agent, March 16, 2022
- Claimed off waivers by Minnesota Twins, August 17, 2022
- Signed by Philadelphia as a minor league free agent, December 24, 2022

## JEWELL'S CAREER FIELDING

| POSITION | PCT   | G  | PO | A | E | TC | DP |
|----------|-------|----|----|---|---|----|----|
| Pitcher  | 1.000 | 31 | 5  | 3 | 0 | 8  | 0  |

## JEWELL'S GAME HIGHS

**LOW-HIT CG:** N/A... **SHUTOUTS:** N/A... **STRIKEOUTS:** 4 – 3 times, last: 9/9/19 vs CLE... **WALKS:** 2 – 4/18/19 vs SEA... **LONGEST OUTING:** 3.0 inn. – 3 times, last: 9/9/19 vs CLE... **WINNING STREAK:** N/A... **LOSING STREAK:** 3 games – 6/17/18-current... **SCORELESS STREAK:** 3.2 inn. – 5/30-6/22/19



# CRAIG KIMBREL

## Right-Handed Pitcher

31

@Kimbrel46

**B-T:** R-R

**HT:** 6-0; **WT:** 215

**OPENING DAY AGE:** 34

**BORN:** May 28, 1988, Huntsville, AL

**RESIDES:** Huntsville, AL

**ML SERVICE:** 11 years, 161 days

**HOW OBTAINED:** Signed by Phillies as a free agent, 1/4/23

### 2022

- Spent the season with LAD
- Posted 22 SV to finish the season as the active saves leader (394) and 7th on the all-time list
- Recorded 60 or more appearances for the ninth time in his career
- Held RHH to a .193 AVG (22-114) with one home run

### 2021

- Named to his eighth career All-Star team
- Ranked 3rd among ML relievers in OPP AVG (.150) & SO/9.0 IP (15.08), 5th in SO (100), T-7th in WHIP (0.91) & OPP OPS (.514) and T-8th in OPP OBP (.243)
- Recorded 100 or more strikeouts for the first time since 2017
- On 6/24 vs LAD, threw a scoreless ninth to secure the first combined no-hitter in CHI history
- Finished the season 9th on the all-time saves list (372), passing the following pitchers during the season: Troy Percival (358), Jeff Reardon (367) and Jonathan Papelbon (368)
- Traded to CWS on 7/30
- Combined to go 4-5 with a 2.26 ERA (15 ER, 59.2 IP), 24 saves in 63 relief appearances between CHI and CWS

### 2020

- Notched two or more strikeouts in 10 straight appearances from 8/14-7/1, marking the longest single-season streak by a CHI reliever since at least 1901
- Posted a 1.42 ERA (2 ER, 12.2 IP) in his final 14 games from 8/14-end of season
- Held RHH to a .154 AVG (4-26) with a .487 OPS
- In 10 games on two or fewer days' rest, had a 2.79 ERA (3 ER, 9.2 IP) with five walks and 18 strikeouts

### 2019

- Made his season debut in late June after signing a three-year contract with CHI on 6/7
- Made four relief appearances with Iowa (AAA) before joining CHI
- Made his CHI debut on 6/27 vs ATL, earning the save in the 9-7 victory (1.0 IP, H, BB, SO)
- Recorded six saves and did not allow any runs in an eight-outing stretch, 7/6-24
- Was on the IL, 8/4-17, with right knee inflammation; was on the IL again from 9/2-18 with right elbow inflammation
- Posted 13 saves in just 23 appearances while missing time due to the two IL stints
- Converted 13 of 16 saves with CHI, holding opponents scoreless in 16 of 23 games

### KIMBREL PHAST PHACTS

- 8-time All-Star (2011-14, 2016-18, 2021)
- 4-time saves leader (2011-14); recorded 40+ saves each of those seasons
- Enters 2023 as the active career leader in saves and 7th all-time (394)
- Only pitcher to win both the Mariano Rivera AL Reliever of the Year Award (2017) and Trevor Hoffman NL Reliever of the Year Award (2014)
- 2018 World Series champion
- 2013 Delivery Man of the Year
- 2012 Roloids Relief Man Award
- Unanimous 2011 NL Rookie of the Year

### 2018

- Named to his third straight AL All-Star team, his seventh total All-Star selection
- Among AL relievers, was 2nd in saves (42), 3rd in OPP AVG (.146), 5th in SO/9.0 IP (13.86) and 8th in WHIP (0.99)
- His 42 saves were his most since 2014 when he had 47 with ATL and tied for the 2nd-most in a single season in BOS history with Derek Lowe (2000)
- Recorded his 300th career save, 5/5 at TEX, becoming the fastest in MLB history to reach 300 saves by appearances (494) and opportunities (330)
- Notched 30 saves by the All-Star break, the most in BOS franchise history
- Converted a season-best 23 straight saves from 5/10-7/23, tied for the 4th-longest save streak of the season in MLB
- Recorded six postseason saves for the World Series champions

### 2017

- Earned the 2017 Mariano Rivera AL Reliever of the Year Award
- Named to his sixth career All-Star team, earning the win in the AL's 2-1, 10-inning victory
- Finished 6th in AL Cy Young Award voting
- Struck out 126 of 254 batters faced (49.6%), the highest single-season rate ever for a BOS pitcher
- Led ML relievers in WHIP (0.68) & SO/9.0 IP (16.43) and was T-1st in SO (126) with MIL's Corey Knebel
- Led AL relievers in ERA (1.43) and was 2nd in both SO/BB ratio (9.00) & OPP AVG (.140)
- Had a 16.1-inning scoreless streak, 4/20-5/31

- Had a streak of 25 straight converted saves end on 4/20 (began 5/28/16)
- Began a new streak on 4/23, converting 17 straight saves through 6/30
- Held RHH hitless in their first 47 at-bats of the season (through 6/2)
- Earned his second career four-strikeout inning on 5/25 vs TEX
- Established a record for consecutive saves converted at Fenway Park with his 30th straight, 6/26 vs MIN
- BOS was 60-7 (.896) in games in which he pitched, including 29-2 (.935) on the road
- Struck out all three batters faced in a perfect inning 10 times, the 2nd-most such innings in the majors behind CLE's Corey Kluber (11)
- Did not allow a base runner in 33 of his 67 outings
- In 29 appearances vs AL East teams, posted a 1.47 ERA (5 ER, 30.2 IP)
- Made two appearances for BOS in the ALDS vs HOU

## 2016

- Made his fifth career All-Star team in his first season with BOS
- Recorded 30+ saves for the sixth consecutive season
- Led AL relievers and was 2nd among ML relievers in OPP AVG (.152), T-3rd in save percentage (93.9%), 4th in SO/9.0 IP (14.09) and 8th in saves (31)
- Named Red Sox Fireman of the Year by the Boston chapter of the BBWAA
- Was on the IL, 7/7-31, with a left knee medial meniscus tear and underwent surgery on 7/11 (Dr. David Altcheck)
- Made one rehab appearance with Pawtucket (AAA) and was reinstated on 8/1, just three weeks after surgery, earning a save that night at SEA
- Made 23 appearances after coming back from knee surgery, converting all 14 saves while posting a 3.15 ERA (7 ER, 20.0 IP), 33 SO, .106 OPP AVG
- Recorded his 250th career save, 9/11 at TOR, the 35th ML pitcher to reach that plateau since saves became official in 1969
- Ended the season converting 19 straight saves
- Posted a 1.09 ERA (4 ER, 33.0 IP) with a .109 OPP AVG (12-110) in 33 save chances
- Was a perfect 16-for-16 in save chances at Fenway Park
- Held LHH to a .145 AVG (12-83) and RHH to a .158 AVG (16-101)
- Retired all four batters faced in the postseason (3 SO), appearing in Games 2 and 3 of the ALDS vs CLE

## 2015

- Among NL relievers, finished 3rd in SO/9.0 IP (13.20), 4th in saves (39), T-4th in SO (87), 7th in OPP AVG (.185) and 9th in save percentage (90.7)
- His 13.20 SO/9.0 IP was the best ever for a SD reliever in a single season
- Began season with ATL but was traded to SD on 4/5 in a six-player trade
- Made his SD debut on 4/7 at LAD, his first for a team other than ATL
- From 5/20-end of season, posted a 1.44 ERA (7 ER, 43.2 IP), 0.94 WHIP and held opponents to a .155 AVG
- Among all NL pitchers with at least 40.0 IP in that span, his .155 OPP AVG average ranked 2nd and his 1.44 ERA ranked 4th
- Recorded the 200th save of his ML career in what was his 318th career ML appearance, 6/8 vs ATL

- Became the fastest pitcher to do so in terms of games in ML history, besting Jonathan Papelbon (359 games)
- Became the 2nd-youngest pitcher to record 200 saves in ML history at 27 years old and 11 days, trailing only Francisco Rodriguez (26 years, 239 days)
- Recorded at least one strikeout in 21 consecutive games from 5/2-6/26 (34 S), 20.1 IP
- His streak of 21 games with at least one strikeout was T-2nd-longest in SD history
- Also had a 20-game strikeout streak to end the season

## 2014

- Received Trevor Hoffman NL Reliever of the Year Award
- Selected to his fourth straight NL All-Star team
- Led the NL and ranked 2nd in MLB in saves, converting 47 of his 51 save opportunities (92.2%)
- Set ATL's franchise record for saves on 6/6 at ARI with his 155th career save, passing John Smoltz
- On 6/18, at 25 years, 355 days, became the youngest player in ML history to reach the 150-save plateau
- Converted his final 26 save opportunities from 6/24-end of the season
- In that span, posted a 0.84 ERA (3 ER, 32.1 IP) with 14 hits allowed (.133 OPP AVG) and 43 strikeouts

## 2013

- Named to the NL All-Star team for the third straight season
- Named 2013 Delivery Man of the Year
- Led NL relievers in ERA (1.21) & saves (50) and was 4th in strikeouts (98)
- Finished 4th in voting for the NL Cy Young Award
- Became the youngest player (25 years old) in ML history to reach the 50-save plateau in a season
- His career-high 50 saves were tied with BAL's Jim Johnson for most in MLB and were 2nd-most in ATL history (John Smoltz, 55 in 2002)



- On 5/9 at SF, became the 2nd-youngest pitcher in ML history to record 100 career saves
- Converted an ATL franchise-record 37 straight save opportunities, 5/9-9/14
- During his saves streak, posted a 0.38 ERA (2 ER, 47.1 IP), allowed 23 hits and struck out 68
- On 7/24, became the first pitcher in ML history with 40+ saves in each of his first three seasons
- Recorded a four-out save for his first career postseason save in Game 2 of the NLDS, 10/4 vs LAD

## 2012

- Named to his second consecutive NL All-Star team
- 2012 recipient of Rolands Relief Man Award
- Became the second ATL pitcher to record multiple 40-save seasons (other: John Smoltz, 2002-04)
- His 42 saves ranked T-1st in the in the NL with STL's Jason Motte and T-3rd in MLB
- Ranked 2nd among NL relievers in strikeouts (116)
- Finished 5th in NL Cy Young Award voting and 8th in NL MVP voting, the highest finish of any pitcher
- Converted 20 straight saves, 5/3-7/19, posting a 0.67 ERA (2 ER, 27.0 IP), .080 OPP AVG (7-88) and allowing no more than one hit in any of those appearances
- Had a 17.0-inning scoreless streak over 17 games, 5/8-6/27, allowing three hits while striking out 31
- Struck out at least one batter in 20 straight games, 7/19-9/18
- Struck out four batters in 1.0 IP for his 40th save, 9/26 vs MIA, becoming the fourth ATL pitcher since the team moved to ATL in 1966 to strike out four in an inning
- Converted 42 of his 45 save opportunities (93.3%)
- 107 of his last 170 outs recorded (62.9%) were via strikeout, including 91 of his last 141 (64.5%)
- Tossed a perfect inning in the NL Wild Card Game on 10/5 vs STL
- Named to the provisional roster of Team USA for the 2013 World Baseball Classic

## 2011

- Named NL Rookie of the Year, becoming the 10th unanimous selection
- Set a rookie record in saves (46), which was also T-1st in the NL with John Axford and T-2nd in the majors behind José Valverde (49)
- Selected to his first career All-Star team
- Led all ML relievers in strikeouts (127), striking out 41.5% of the batters he faced (306 BF)
- Named *The Sporting News* NL Rookie of the Year and to the publication's NL All-Star team
- Named Atlanta's "Professional Athlete of the Year" by the Atlanta Sports Council
- Named NL Rookie of the Month for June and August
- Had a career-best 37.2-inning scoreless streak, 6/14-9/8
- His streak was also the longest of the season in the majors and at the time was 5th-longest since Orel Hershiser established the ML record of 59.1 scoreless innings in 1988
- During the streak, converted all 25 save opportunities, allowed just 14 hits and struck out 67 batters
- His 31st save on 7/22 vs CIN set an ATL rookie record and his 41st on 8/31 vs WSH set a ML rookie record
- Became the quickest ATL pitcher to 100 strikeouts in a season, doing so in 59.1 IP (previous: John Rocker, 70.0 IP)

## 2010

- Opened the year at Gwinnett (AAA), where he recorded 23 saves and a 1.62 ERA (13 ER, 55.2 IP) in 48 relief appearances
- Had his contract selected on 5/5, his first of four stints with ATL (others: 6/5-21, 8/27-28, 9/7-end of season)
- At the time of his promotion, had recorded six saves with a 1.20 ERA (2 ER, 15.0 IP)
- Made his ML debut on 5/7 at PHI and earned his first ML win on 5/20 vs CIN
- Had a 16.1-inning scoreless streak, 6/7-10/2
- Struck out the side on 9/19 at NYM for his first career save
- Posted a perfect 4-0 record with a 0.44 ERA (1 ER, 20.2 IP) in 21 appearances in relief for ATL, averaging nearly two strikeouts per inning pitched (40 SO)
- Pitched in all four NLDS games, going 0-1 with a 2.08 ERA (1 ER, 4.1 IP) and seven strikeouts
- Made scoreless appearances in Games 1, 2 and 4

## 2009

- Named the Phil Niekro Award winner, given annually to the top pitcher in the ATL farm system
- Ranked 2nd among all minor league relievers with 15.45 SO/9.0 IP (103 SO, 60.0 IP) and was 7th in OPP AVG (.150)
- Among ATL minor leaguers, was 3rd in saves (18), T-3rd in games (39), 8th in reliever ERA (2.85) and 9th in strikeouts
- Began season with Rome (A)
- Named Rome Player of the Month for May after converting all seven save opportunities and posting a 1.42 ERA (2 ER, 12.2 IP)
- Despite playing in only 16 games with Rome, ranked second on the club with 10 saves
- Promoted to Myrtle Beach (A) on 6/25, Mississippi (AA) on 7/31 and Gwinnett on 9/2
- Among all three levels, converted all 18 save opportunities and posted a 2.85 ERA (19 ER, 60.0 IP), 103 SO in 49 appearances
- Following the season, was named the No. 5 prospect in ATL's system and ranked as having the best fastball in single-A by *Baseball America*
- Pitched for Peoria in the Arizona Fall League following the season and was named an AFL "Rising Star" by *Baseball America*

## 2008

- Began pro career with Danville (R), where he recorded four consecutive saves in his first four pro appearances
- Promoted to Rome, 7/30, where he spent the remainder of the season
- Named Rome's August Pitcher of the Month
- Posted a combined 3-2 record with 10 saves, a 0.51 ERA (2 ER, 35.1 IP), 56 SO in his first pro season
- His 10 saves were T-5th among ATL minor leaguers
- Following the season, was named the No. 10 prospect and as having the best fastball in ATL's system by *Baseball America*

## PERSONAL

Craig Michael Kimbrel... Married, wife's name is Ashley; has one daughter, Lydia Joy, and one son, Joseph Watson... Attended Wallace State Community College (AL)... 2006 graduate of Lee High School (AL)... **Signed by:** Brian Bridges



## CRAIG KIMBREL'S CAREER STATISTICS

| YEAR                 | CLUB           | W-L          | ERA         | G          | GS       | CG       | SHO      | SV         | IP           | H          | R          | ER         | HR        | HB        | BB         | SO          | WP        | BK       | AVG         |
|----------------------|----------------|--------------|-------------|------------|----------|----------|----------|------------|--------------|------------|------------|------------|-----------|-----------|------------|-------------|-----------|----------|-------------|
| 2008                 | Danville       | 1-2          | 0.47        | 12         | 0        | 0        | 0        | 6          | 19.0         | 5          | 4          | 1          | 0         | 3         | 10         | 27          | 4         | 0        | .076        |
|                      | Rome           | 2-0          | 0.71        | 10         | 0        | 0        | 0        | 4          | 12.2         | 6          | 1          | 1          | 0         | 0         | 4          | 26          | 0         | 0        | .140        |
|                      | Myrtle Beach   | 0-0          | 0.00        | 2          | 0        | 0        | 0        | 0          | 3.2          | 5          | 0          | 0          | 0         | 0         | 1          | 3           | 0         | 0        | .385        |
| 2009                 | Rome           | 0-0          | 0.90        | 16         | 0        | 0        | 0        | 10         | 20.0         | 9          | 2          | 2          | 0         | 1         | 6          | 38          | 0         | 0        | .132        |
|                      | Myrtle Beach   | 0-2          | 5.47        | 19         | 0        | 0        | 0        | 2          | 26.1         | 18         | 19         | 16         | 2         | 1         | 28         | 45          | 8         | 1        | .200        |
|                      | Mississippi    | 2-1          | 0.77        | 12         | 0        | 0        | 0        | 6          | 11.2         | 3          | 1          | 1          | 0         | 1         | 7          | 17          | 1         | 0        | .083        |
|                      | Gwinnett       | 0-0          | 0.00        | 2          | 0        | 0        | 0        | 0          | 2.0          | 0          | 0          | 0          | 0         | 0         | 4          | 3           | 1         | 0        | .000        |
| 2010                 | Gwinnett       | 3-2          | 1.62        | 48         | 0        | 0        | 0        | 23         | 55.2         | 28         | 13         | 10         | 3         | 4         | 35         | 83          | 8         | 1        | .148        |
|                      | ATLANTA        | 4-0          | 0.44        | 21         | 0        | 0        | 0        | 1          | 20.2         | 9          | 2          | 1          | 0         | 0         | 16         | 40          | 4         | 0        | .125        |
| 2011                 | ATLANTA        | 4-3          | 2.10        | 79         | 0        | 0        | 0        | #46        | 77.0         | 48         | 19         | 18         | 3         | 1         | 32         | 127         | 4         | 0        | .178        |
| 2012                 | ATLANTA        | 3-1          | 1.01        | 63         | 0        | 0        | 0        | #42        | 62.2         | 27         | 7          | 7          | 3         | 2         | 14         | 116         | 5         | 0        | .126        |
| 2013                 | ATLANTA        | 4-3          | 1.21        | 68         | 0        | 0        | 0        | *50        | 67.0         | 39         | 10         | 9          | 4         | 3         | 20         | 98          | 3         | 0        | .166        |
| 2014                 | ATLANTA        | 0-3          | 1.61        | 63         | 0        | 0        | 0        | *47        | 61.2         | 30         | 13         | 11         | 2         | 2         | 26         | 95          | 6         | 0        | .142        |
| 2015                 | SAN DIEGO      | 4-2          | 2.58        | 61         | 0        | 0        | 0        | 39         | 59.1         | 40         | 19         | 17         | 6         | 1         | 22         | 87          | 4         | 0        | .185        |
| 2016                 | BOSTON         | 2-6          | 3.40        | 57         | 0        | 0        | 0        | 31         | 53.0         | 28         | 22         | 20         | 4         | 4         | 30         | 83          | 6         | 0        | .152        |
|                      | Pawtucket+     | 0-0          | 0.00        | 1          | 1        | 0        | 0        | 0          | 0.1          | 1          | 0          | 0          | 0         | 1         | 0          | 0           | 0         | 0        | .500        |
| 2017                 | BOSTON         | 5-0          | 1.43        | 67         | 0        | 0        | 0        | 35         | 69.0         | 33         | 11         | 11         | 6         | 4         | 14         | 126         | 5         | 0        | .140        |
| 2018                 | BOSTON         | 5-1          | 2.74        | 63         | 0        | 0        | 0        | 42         | 62.1         | 31         | 19         | 19         | 7         | 2         | 31         | 96          | 7         | 0        | .146        |
| 2019                 | Iowa           | 0-0          | 2.45        | 4          | 1        | 0        | 0        | 0          | 3.2          | 2          | 1          | 1          | 1         | 0         | 1          | 4           | 0         | 0        | .154        |
|                      | CHICAGO-NL     | 0-4          | 6.53        | 23         | 0        | 0        | 0        | 13         | 20.2         | 21         | 15         | 15         | 9         | 2         | 12         | 30          | 0         | 0        | .259        |
| 2020                 | CHICAGO-NL     | 0-1          | 5.28        | 18         | 0        | 0        | 0        | 2          | 15.1         | 10         | 9          | 9          | 2         | 2         | 12         | 28          | 4         | 0        | .182        |
| 2021                 | CHICAGO-NL     | 2-3          | 0.49        | 39         | 0        | 0        | 0        | 23         | 36.2         | 13         | 6          | 2          | 1         | 0         | 13         | 64          | 3         | 1        | .106        |
|                      | CHICAGO-AL     | 2-2          | 5.09        | 24         | 0        | 0        | 0        | 1          | 23.0         | 18         | 13         | 5          | 3         | 10        | 36         | 5           | 0         | 0        | .217        |
|                      | CHI/CWS        | 4-5          | 2.26        | 63         | 0        | 0        | 0        | 24         | 59.2         | 31         | 19         | 15         | 6         | 3         | 23         | 100         | 8         | 1        | .150        |
| 2022                 | LOS ANGELES-NL | 6-7          | 3.75        | 63         | 0        | 0        | 0        | 22         | 60.0         | 51         | 31         | 25         | 4         | 5         | 28         | 72          | 7         | 1        | .227        |
| <b>Minors Totals</b> |                | <b>8-7</b>   | <b>1.86</b> | <b>126</b> | <b>2</b> | <b>0</b> | <b>0</b> | <b>51</b>  | <b>155.0</b> | <b>77</b>  | <b>41</b>  | <b>32</b>  | <b>6</b>  | <b>11</b> | <b>96</b>  | <b>246</b>  | <b>22</b> | <b>2</b> | <b>.146</b> |
| <b>AL Totals</b>     |                | <b>14-9</b>  | <b>2.73</b> | <b>211</b> | <b>0</b> | <b>0</b> | <b>0</b> | <b>109</b> | <b>207.1</b> | <b>110</b> | <b>65</b>  | <b>63</b>  | <b>22</b> | <b>13</b> | <b>85</b>  | <b>341</b>  | <b>23</b> | <b>0</b> | <b>.154</b> |
| <b>NL Totals</b>     |                | <b>27-27</b> | <b>2.13</b> | <b>498</b> | <b>0</b> | <b>0</b> | <b>0</b> | <b>285</b> | <b>481.0</b> | <b>288</b> | <b>131</b> | <b>114</b> | <b>34</b> | <b>18</b> | <b>195</b> | <b>757</b>  | <b>40</b> | <b>2</b> | <b>.169</b> |
| <b>ML Totals</b>     |                | <b>41-36</b> | <b>2.31</b> | <b>709</b> | <b>0</b> | <b>0</b> | <b>0</b> | <b>394</b> | <b>688.1</b> | <b>398</b> | <b>196</b> | <b>177</b> | <b>56</b> | <b>31</b> | <b>280</b> | <b>1098</b> | <b>63</b> | <b>2</b> | <b>.165</b> |

\* League leader  
# Tied for league lead  
+ Rehab assignment

## KIMBREL'S WILD CARD SERIES STATISTICS

| YEAR             | CLUB, OPP | W-L        | ERA         | G        | GS       | CG       | SHO      | SV       | IP         | H        | R        | ER       | HR       | HB       | BB       | SO       | WP       | BK       | AVG         |
|------------------|-----------|------------|-------------|----------|----------|----------|----------|----------|------------|----------|----------|----------|----------|----------|----------|----------|----------|----------|-------------|
| 2012             | ATL, STL  | 0-0        | 0.00        | 1        | 0        | 0        | 0        | 0        | 1.0        | 0        | 0        | 0        | 0        | 0        | 0        | 1        | 0        | 0        | .000        |
| 2020             | CHI, MIA  | 0-0        | 0.00        | 1        | 0        | 0        | 0        | 0        | 1.1        | 0        | 0        | 0        | 0        | 0        | 2        | 2        | 0        | 0        | .000        |
| <b>WC Totals</b> |           | <b>0-0</b> | <b>0.00</b> | <b>2</b> | <b>0</b> | <b>0</b> | <b>0</b> | <b>0</b> | <b>2.1</b> | <b>0</b> | <b>0</b> | <b>0</b> | <b>0</b> | <b>0</b> | <b>2</b> | <b>3</b> | <b>0</b> | <b>0</b> | <b>.000</b> |

## KIMBREL'S DIVISION SERIES STATISTICS

| YEAR             | CLUB, OPP | W-L        | ERA         | G         | GS       | CG       | SHO      | SV       | IP          | H         | R        | ER       | HR       | HB       | BB       | SO        | WP       | BK       | AVG         |
|------------------|-----------|------------|-------------|-----------|----------|----------|----------|----------|-------------|-----------|----------|----------|----------|----------|----------|-----------|----------|----------|-------------|
| 2010             | ATL, SF   | 0-1        | 2.08        | 4         | 0        | 0        | 0        | 0        | 4.1         | 1         | 2        | 1        | 0        | 0        | 1        | 7         | 0        | 0        | .083        |
| 2013             | ATL, LAD  | 0-0        | 0.00        | 1         | 0        | 0        | 0        | 1        | 1.1         | 0         | 0        | 0        | 0        | 0        | 2        | 2         | 0        | 0        | .000        |
| 2016             | BOS, CLE  | 0-0        | 0.00        | 2         | 0        | 0        | 0        | 0        | 1.1         | 0         | 0        | 0        | 0        | 0        | 0        | 3         | 0        | 0        | .000        |
| 2017             | BOS, HOU  | 0-0        | 4.50        | 2         | 0        | 0        | 0        | 0        | 2.0         | 4         | 1        | 1        | 0        | 1        | 1        | 2         | 1        | 0        | .400        |
| 2018             | BOS, NYY  | 0-0        | 11.57       | 2         | 0        | 0        | 0        | 2        | 2.1         | 2         | 3        | 3        | 1        | 1        | 2        | 4         | 0        | 0        | .250        |
| 2021             | CWS, HOU  | 0-0        | 9.00        | 3         | 0        | 0        | 0        | 0        | 2.0         | 3         | 3        | 2        | 1        | 0        | 1        | 0         | 1        | 0        | .300        |
| <b>DS Totals</b> |           | <b>0-1</b> | <b>4.73</b> | <b>14</b> | <b>0</b> | <b>0</b> | <b>0</b> | <b>3</b> | <b>13.1</b> | <b>10</b> | <b>9</b> | <b>7</b> | <b>2</b> | <b>2</b> | <b>7</b> | <b>18</b> | <b>2</b> | <b>0</b> | <b>.213</b> |

## KIMBREL'S LEAGUE CHAMPIONSHIP SERIES STATISTICS

| YEAR | CLUB, OPP | W-L | ERA  | G | GS | CG | SHO | SV | IP  | H | R | ER | HR | HB | BB | SO | WP | BK | AVG  |
|------|-----------|-----|------|---|----|----|-----|----|-----|---|---|----|----|----|----|----|----|----|------|
| 2018 | BOS, HOU  | 0-0 | 4.50 | 3 | 0  | 0  | 0   | 3  | 4.0 | 4 | 2 | 2  | 0  | 1  | 4  | 4  | 1  | 0  | .267 |

## KIMBREL'S WORLD SERIES STATISTICS

| YEAR | CLUB, OPP | W-L | ERA  | G | GS | CG | SHO | SV | IP  | H | R | ER | HR | HB | BB | SO | WP | BK | AVG  |
|------|-----------|-----|------|---|----|----|-----|----|-----|---|---|----|----|----|----|----|----|----|------|
| 2018 | BOS, LAD  | 0-0 | 4.15 | 4 | 0  | 0  | 0   | 1  | 4.1 | 3 | 2 | 2  | 1  | 0  | 2  | 2  | 0  | 0  | .188 |

## KIMBREL'S ALL-STAR GAME STATISTICS

| YEAR       | CLUB, SITE    | W-L           | ERA         | G        | GS       | CG       | SHO      | SV       | IP         | H        | R        | ER       | HR       | HB       | BB       | SO       | WP       | BK       | AVG         |
|------------|---------------|---------------|-------------|----------|----------|----------|----------|----------|------------|----------|----------|----------|----------|----------|----------|----------|----------|----------|-------------|
| 2011       | NL, ARI       | 0-0           | 0.00        | 1        | 0        | 0        | 0        | 0        | 0.1        | 0        | 0        | 0        | 0        | 0        | 1        | 0        | 0        | 0        | .000        |
| 2012       | NL, KC        | 0-0           | 0.00        | 1        | 0        | 0        | 0        | 0        | 0.2        | 0        | 0        | 0        | 0        | 0        | 0        | 2        | 0        | 0        | .000        |
| 2013       | NL, NYM       | 0-0           | 9.00        | 1        | 0        | 0        | 0        | 0        | 1.0        | 3        | 1        | 1        | 0        | 0        | 0        | 1        | 1        | 0        | .600        |
| 2014       | NL, MIN       | 0-0           | 0.00        | 1        | 0        | 0        | 0        | 0        | 1.0        | 0        | 0        | 0        | 0        | 0        | 0        | 3        | 0        | 0        | .000        |
| 2016       | AL, SD        | Did not pitch |             |          |          |          |          |          |            |          |          |          |          |          |          |          |          |          |             |
| 2017       | AL, MIA       | 1-0           | 0.00        | 1        | 0        | 0        | 0        | 0        | 1.0        | 0        | 0        | 0        | 0        | 0        | 2        | 2        | 0        | 0        | .000        |
| 2018       | AL, WSH       | Did not pitch |             |          |          |          |          |          |            |          |          |          |          |          |          |          |          |          |             |
| 2021       | NL, COL       | 0-0           | 0.00        | 1        | 0        | 0        | 0        | 0        | 0.2        | 1        | 0        | 0        | 0        | 0        | 0        | 0        | 0        | 0        | .333        |
| <b>ASG</b> | <b>Totals</b> | <b>1-0</b>    | <b>1.93</b> | <b>6</b> | <b>0</b> | <b>0</b> | <b>0</b> | <b>0</b> | <b>4.2</b> | <b>4</b> | <b>1</b> | <b>1</b> | <b>0</b> | <b>0</b> | <b>3</b> | <b>8</b> | <b>1</b> | <b>0</b> | <b>.222</b> |

## KIMBREL'S CAREER TRANSACTIONS

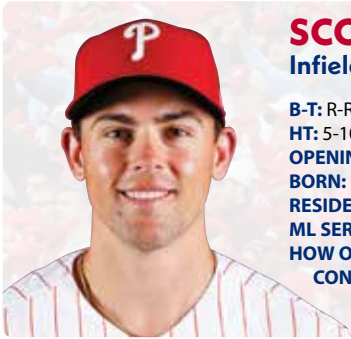
- Selected by Atlanta Braves in 33rd round of 2007 MLB Draft, but did not sign
- Selected by Atlanta Braves in 3rd round of 2008 MLB Draft
- Traded to San Diego Padres with B.J. Upton (of) for Cameron Maybin (of), Carlos Quentin (of), Matt Wisler (rhp), Jordan Parouback (of) and 2015 competitive balance round A pick, April 5, 2015
- Traded to Boston Red Sox for Logan Allen (lhp), Carlos Asuaje (inf), Javy Guerra (rhp) and Manuel Margot (of), November 13, 2015
- On injured list with a left knee medial meniscus tear, July 7-31, 2016; included rehab assignment to Pawtucket, July 30-31
- Signed by Chicago Cubs as a free agent, June 7, 2019
- On injured list with right knee inflammation, August 4-17, 2019
- On injured list with right elbow inflammation, September 2-18, 2019
- Traded to Chicago White Sox for Codi Heuer (rhp) and Nick Madrigal (inf), July 30, 2021
- Traded to Los Angeles Dodgers for AJ Pollock (of), April 1, 2022
- Signed by Philadelphia as a free agent, January 4, 2023

## KIMBREL'S CAREER FIELDING

| POSITION | PCT  | G   | PO | A  | E | TC | DP |
|----------|------|-----|----|----|---|----|----|
| Pitcher  | .973 | 709 | 28 | 43 | 2 | 73 | 2  |

## KIMBREL'S GAME HIGHS

**LOW-HIT CG:** N/A... **SHUTOUTS:** N/A... **STRIKEOUTS:** 5 – 3 times, last: 6/6/17 at NYY... **WALKS:** 4 – 2 times, last: 7/27/20 at CIN... **LONGEST OUTING:** 2.0 inn. – 5 times, last: 6/5/22 vs NYM... **WINNING STREAK:** 5 games – 2 times, last: 4/29-9/9/18... **LOSING STREAK:** 7 games – 7/3/19-5/15/21... **SCORELESS STREAK:** 37.2 inn. – 6/14-9/8/11



# SCOTT KINGERY

Infielder

4

**B-T:** R-R

**HT:** 5-10; **WT:** 180

**OPENING DAY AGE:** 28

**BORN:** April 29, 1994, Phoenix, AZ

**RESIDES:** Tampa, FL

**ML SERVICE:** 3 years, 51 days

**HOW OBTAINED:** Selected by Phillies in 2nd round of 2015 MLB Draft

**CONTRACT STATUS:** Signed a six-year contract with club options for

2024, 2025 and 2026 on 3/25/18

@scottkingery  
 @ScottyJetp4x

**Non-Roster Invitee**

2023 PHILLIES

## 2022

- Was a non-roster invitee to ML spring training
- Had his contract selected from Lehigh Valley (AAA) on 6/7
- Was a defensive replacement at 2nd base in the ninth inning on 6/8 at MIL
- Was outrighted to Lehigh Valley on 6/10
- For Lehigh Valley, appeared defensively at 2nd base (48 G) and SS (39 G)

## 2021

- Began the season at the club's alternate training site
- Had two stints with the Phillies: 4/21-5/2 and 5/5-6/6
- Was on the 7-day concussion IL, 5/17-6/6
- Played 2nd base, 3rd base, LF, CF and RF for the Phillies
- Was outrighted to Lehigh Valley, 6/7
- Collected a walk-off triple against Rochester on 5/4 (11th inning)
- Was placed on Lehigh Valley's IL with right shoulder inflammation, 7/1
- Had season-ending surgery in July to repair a torn labrum in his right shoulder

## 2020

- Made his third career Opening Day roster
- Slugged his first career walk-off HR in the 11th inning on 8/28 vs ATL (Mark Melancon)
- On 8/28, became the first Phillies player to hit a walk-off HR on a 0-2 count since Chase Utley on 6/26/14 vs MIA
- Was on the 10-day IL with back spasms, 8/31-9/13
- Posted a .481 SLG over his final 18 games (59 PA, 5 2B, 3 HR) after posting a .115 SLG in his first 18 games (65 PA, 0 XBH)
- Made starts at 2nd base (25) and in CF (9)

## 2019

- Made his second career Opening Day roster
- Was the only hitter in MLB with at least 57 XBH in 500 plate appearances or fewer
- Collected a career-high five RBI on 4/16 vs NYM
- Was on the IL with a right hamstring strain from 4/20-5/18; included rehab assignments to Lakewood (A), 5/13-15, and Reading (AA), 5/16-18
- Made his first career start in CF, 5/19 vs COL
- On 6/10 vs ARI, recorded his first career multi-HR game and had a career-high three XBH
- His 17 XBH in June ranked T-5th in MLB; became the first Phillies player with 17 XBH in a calendar month since May 2013 (Domonic Brown, 17)

- Started four straight games, 7/13-16, at different positions (LF on 7/13, 2nd base on 7/14, CF on 7/15 and SS on 7/16); was the first Phillies player to start four straight games at different positions since Cookie Rojas, 7/22-25/64 (2nd base-LF-SS-CF)
- Hit his first career inside-the-park HR, 9/10 vs ATL (Max Fried)
- Slugged two leadoff HR: 6/25 vs NYM (Walker Lockett) and 7/5 at NYM (Jacob deGrom)
- Became the first Phillie with multiple HR at three different fielding positions in a season since Mariano Duncan in 1994 (4 HR at 2nd base, 2 HR at 3rd base and 2 HR at SS)
- Made 115 starts: 57 in CF, 37 at 3rd base, 12 at SS, six at 2nd base and three in LF
- Collected 57 XBH (34 2B, 4 3B, 19 HR) in 126 games and 500 PA after collecting 33 XBH in 147 games and 484 PA in 2018

## 2018

- Among all NL rookies, ranked T-3rd in SB (10), 4th in doubles (23), 5th in hits (102) & runs (55), T-5th in multi-hit games (23), 6th in XBH (33), 7th in TB (153) and T-8th in walks (24)
- The Phillies went 36-13 when he scored a run and 18-7 when he collected at least one RBI in a game
- Made his ML debut as a starter at 3rd base on 3/30 at ATL and singled off Mike Foltynewicz for his first career hit
- Collected two doubles on 3/31 at ATL, his first ML extra-base hits
- Collected his first career walk and run on 4/5 vs MIA and his first ML start in the outfield that same day (RF)
- Became the first MLB player in the modern era (since 1900) to hit his first career home run, grand slam and walk-off RBI in three straight games (no order of achievements)
- Notched his first ML RBI, 4/7 vs MIA
- Hit his first career HR, 4/9 vs CIN (Cody Reed)
- Slugged his first ML grand slam on 4/10 in the eighth inning vs CIN (Tanner Rainey)
- Collected his first career walk-off RBI, 4/11 vs CIN (sac fly in 12th inning)
- On 4/11 vs CIN, registered his first career OF assist; became first Phillie with an OF assist & walk-off RBI in the same game since Shane Victorino (9/3/06 vs ATL, gm 1)
- Had the most hits (75) by a Phillies rookie prior to the All-Star break since 2001, when Jimmy Rollins had 98
- Made his first professional pitching appearance on 8/16 vs NYM (gm 1)
- Made 116 starts: 101 at SS, eight at 3rd base, three in LF, two at 2nd base and two in RF

## 2017

- Won the Paul Owens Award as the best player in the Phillies minor league system
- Won the minor league Rawlings Gold Glove Award for 2nd base
- Among all minor league players, ranked 4th in total bases (288), T-4th in runs (103) and T-9th in XBH (63)
- Was the only player at the major or minor league level to have 25 HR and 25 SB
- Was a non-roster invitee to ML spring training
- Began the season with Reading
- Did not make an error through his first 35 games of the season, 4/7-5/19, or in his final 47 games (including playoffs), 7/17-9/4
- Was named Phillies Minor League Defender of the Month in April and again in August
- Named Eastern League Player of the Month and Phillies Minor League Hitter of the Month for May (.325, 7 2B, 3 3B, 3 HR, 10 RBI)
- Was promoted to Lehigh Valley on 6/26
- At the time of his promotion, led the EL in runs (62) & SLG (.608), T-1st in HR (18), ranked 2nd in SB (19) and 7th in AVG (.313)
- Played for Team USA in the All-Star Futures Game (0-1), 7/9 at Marlins Park
- Had a 16-game hitting streak, 7/14-30 (.314, 2 2B, 3B, HR, 7 RBI)
- Led the International League and set a Lehigh Valley record with a 23-game hitting streak, 8/2-25 (.320, 6 2B, 2 3B, 3 HR, 5 RBI)
- Became the first player in Lehigh Valley history to lead off the game with an inside-the-park HR, 8/19 at Charlotte
- Had the first three multi-HR games of his professional career
- Combined, batted .304 (165-543), 29 2B, 8 3B, 26 HR, 65 RBI, 41 BB, 29 SB, .359 OBP, .889 OPS in 13 games between both levels
- Following the season, was named by *Baseball America* as the No. 3 prospect in the Phillies minor league system, No. 31 prospect in baseball and top 2nd base prospect

## 2016

- Began the season with Clearwater (A)
- Led all Phillies minor leaguers in hits (149) and at-bats (531)
- Selected as a Florida State League midseason and postseason All-Star
- Named Phillies Minor League Defender of the Month for April
- Selected as Phillies Minor League Player of the Week twice: 5/23-29 and 7/11-17
- Had a 10-game hitting streak, 6/16-28
- Batted .383 (41-107) vs LHP with Clearwater
- Promoted to Reading on 7/25
- Finished T-1st in the FSL in doubles (29), despite not playing there after 7/23; also finished 5th in the FSL in AVG (.293), T-6th in SB (26) and 10th in OBP (.360)
- Played for Scottsdale in the Arizona Fall League; was named an AFL Rising Star
- Following the season, was named the No. 9 prospect in the Phillies minor league system by *Baseball America*

## 2015

- Began his pro career with Lakewood
- Batted .333 (39-117) with six doubles, three HR and 21 RBI with runners on base
- Made only four errors in 281 total chances (.986 fielding %)
- Participated in Florida Instructional League

## PERSONAL

Scott M. Kingery... Engaged to Taylor Lee... 2012 graduate of Mountain Pointe High School (AZ)... Attended the University of Arizona... 2015 Pac-12 Player of the Year... Named a 2015 First-Team All-American by *Baseball America*... Played in the 2006 Little League World Series... In 2019, hosted the 3rd annual Puppapalooza in benefit of the PSPCA... **Hobbies:** Reading, watching movies and hiking... **Signed by:** Brad Holland

## SCOTT KINGERY'S CAREER STATISTICS

| YEAR                 | CLUB          | AVG         | G          | AB          | R          | H          | 2B        | 3B        | HR        | RBI        | SH        | SF        | HP        | BB         | SO         | SB        | CS        | OBP         | SLG         | OPS         | E         |
|----------------------|---------------|-------------|------------|-------------|------------|------------|-----------|-----------|-----------|------------|-----------|-----------|-----------|------------|------------|-----------|-----------|-------------|-------------|-------------|-----------|
| 2015                 | Lakewood      | .250        | 66         | 252         | 43         | 63         | 9         | 2         | 3         | 21         | 2         | 3         | 7         | 18         | 43         | 11        | 1         | .314        | .337        | .651        | 4         |
| 2016                 | Clearwater    | .293        | 94         | 375         | 60         | 110        | #29       | 3         | 3         | 28         | 3         | 2         | 7         | 33         | 54         | 26        | 5         | .360        | .411        | .771        | 10        |
|                      | Reading       | .250        | 37         | 156         | 16         | 39         | 7         | 0         | 2         | 18         | 1         | 3         | 1         | 5          | 36         | 4         | 2         | .273        | .333        | .606        | 1         |
| 2017                 | Reading       | .313        | 69         | 278         | 62         | 87         | 18        | 5         | 18        | 44         | 3         | 4         | 4         | 28         | 51         | 19        | 3         | .379        | .608        | .987        | 3         |
|                      | Lehigh Valley | .294        | 63         | 265         | 41         | 78         | 11        | 3         | 8         | 21         | 1         | 2         | 5         | 13         | 58         | 10        | 2         | .337        | .449        | .786        | 3         |
| 2018                 | PHILLIES      | .226        | 147        | 452         | 55         | 102        | 23        | 2         | 8         | 35         | 0         | 5         | 3         | 24         | 126        | 10        | 3         | .267        | .338        | .605        | 13        |
| 2019                 | PHILLIES      | .258        | 126        | 458         | 64         | 118        | 34        | 4         | 19        | 55         | 1         | 2         | 5         | 34         | 147        | 15        | 4         | .315        | .474        | .788        | 9         |
|                      | Lakewood+     | .333        | 1          | 3           | 0          | 1          | 0         | 0         | 0         | 0          | 0         | 0         | 0         | 0          | 0          | 0         | 0         | .333        | .333        | .667        | 1         |
|                      | Reading+      | .091        | 3          | 11          | 1          | 1          | 0         | 0         | 0         | 2          | 0         | 1         | 0         | 0          | 3          | 1         | 0         | .083        | .091        | .174        | 0         |
| 2020                 | PHILLIES      | .159        | 36         | 113         | 12         | 18         | 5         | 0         | 3         | 6          | 1         | 0         | 1         | 9          | 35         | 0         | 0         | .228        | .283        | .511        | 5         |
| 2021                 | PHILLIES      | .053        | 15         | 19          | 1          | 1          | 0         | 0         | 0         | 0          | 0         | 0         | 0         | 0          | 12         | 0         | 0         | .053        | .053        | .105        | 1         |
|                      | Lehigh Valley | .181        | 23         | 72          | 11         | 13         | 4         | 2         | 0         | 5          | 0         | 2         | 1         | 13         | 27         | 3         | 0         | .307        | .292        | .598        | 2         |
| 2022                 | Lehigh Valley | .230        | 95         | 305         | 51         | 70         | 14        | 4         | 7         | 34         | 4         | 1         | 2         | 54         | 108        | 18        | 2         | .348        | .370        | .718        | 8         |
|                      | PHILLIES      | ---         | 1          | 0           | 0          | 0          | 0         | 0         | 0         | 0          | 0         | 0         | 0         | 0          | 0          | 0         | 0         | ---         | ---         | ---         | 0         |
| <b>Minors Totals</b> |               | <b>.269</b> | <b>451</b> | <b>1717</b> | <b>285</b> | <b>462</b> | <b>92</b> | <b>19</b> | <b>41</b> | <b>173</b> | <b>14</b> | <b>18</b> | <b>27</b> | <b>164</b> | <b>380</b> | <b>92</b> | <b>15</b> | <b>.339</b> | <b>.416</b> | <b>.755</b> | <b>32</b> |
| <b>ML Totals</b>     |               | <b>.229</b> | <b>325</b> | <b>1042</b> | <b>132</b> | <b>239</b> | <b>62</b> | <b>6</b>  | <b>30</b> | <b>96</b>  | <b>2</b>  | <b>7</b>  | <b>9</b>  | <b>67</b>  | <b>320</b> | <b>25</b> | <b>7</b>  | <b>.280</b> | <b>.387</b> | <b>.667</b> | <b>28</b> |

# Tied for league lead  
+ Rehab assignment

## KINGERY'S CAREER TRANSACTIONS

- Selected by Philadelphia in 2nd round of 2015 MLB Draft
- On injured list with a right hamstring strain, April 20-May 18, 2019; included rehab assignments to Lakewood, May 13-15, and Reading, May 16-18
- On injured list with back spasms, August 31-September 13, 2020
- On concussion injured list, May 17-June 6, 2021

## KINGERY'S CAREER FIELDING

| POSITION    | PCT  | G   | PO  | A   | E  | TC  | DP |
|-------------|------|-----|-----|-----|----|-----|----|
| Pitcher     | ---  | 1   | 0   | 0   | 0  | 0   | 0  |
| Second base | .955 | 48  | 63  | 87  | 7  | 157 | 31 |
| Third base  | .946 | 52  | 33  | 90  | 7  | 130 | 14 |
| Shortstop   | .974 | 138 | 115 | 292 | 11 | 418 | 56 |
| Outfield    | .982 | 92  | 159 | 3   | 3  | 165 | 2  |

## KINGERY'S GAME HIGHS

**HITS:** 4 – 7/6/18 at PIT... **RUNS:** 3 – 3 times, last: 7/16/19 vs LAD... **DOUBLES:** 2 – 6 times, last: 9/22/19 at CLE... **TRIPLES:** 1... **HOME RUNS:** 2 – 6/10/19 vs ARI... **RBI:** 5 – 4/16/19 vs NYM... **WALKS:** 2 – 7 times, last: 9/18/20 vs TOR... **STOLEN BASES:** 2 – 9/25/19 at WSH... **HITTING STREAK:** 8 games – 6/19-27/18

## KINGERY'S NOTABLE HOMERS

**GRAND SLAMS:** 1 – 4/10/18 vs CIN (Tanner Rainey)... **INSIDE-THE-PARK HR:** 1 – 9/10/19 vs ATL (Max Fried)... **LEADOFF HR:** 2 – 6/25/19 vs NYM (Walker Lockett); 7/5/19 at NYM (Jacob deGrom)... **PINCH HR:** None... **WALK-OFF HR:** 1 – 8/28/20 vs ATL (Mark Melancon)







# VIMAEI MACHÍN

Infielder

39

**B-T:** L-R

**HT:** 5-11; **WT:** 205

**OPENING DAY AGE:** 29

**BORN:** September 25, 1993, Humacao, PR

**RESIDES:** San Lorenzo, PR

**ML SERVICE:** 1 year, 141 days

**HOW OBTAINED:** Signed by Phillies as a minor league free agent, 1/10/23

**Non-Roster Invitee**

## 2022

- Split the season between OAK and Las Vegas (AAA)
- Started 62 games at 3rd base and played in a career-high 73 games for OAK
- Posted a .316 OBP in 206 plate appearances following the All-Star break after posting a .234 OBP in 47 plate appearances prior to the break
- Had 33 walks to 30 strikeouts and posted a .401 OBP with Las Vegas

## 2021

- Appeared in 15 games for OAK over four different stints
- Started games at SS (7), 2nd base (3) and 3rd base (1)
- Had 34 extra-base hits for Las Vegas over 89 games
- Among all OAK minor leaguers, ranked 3rd in OBP (.389) and 5th in SLG (.479)
- Posted a .964 OPS against RHP and a .578 OPS against LHP with Las Vegas
- Was recalled for the final time on 9/26 but was placed on the 10-day IL on 10/1 with a stomach illness and missed the rest of the season

## 2020

- Played exclusively for OAK and made the Opening Day roster
- Made his ML debut on 7/26 vs LAA
- Singled for his first career hit on 8/15 at SF (Kevin Gausman)
- Reached base safely in eight consecutive games, 8/26-9/9
- Was on OAK's roster for the ALWCS against CWS, but did not play
- Following the season, played for Caguas in the Puerto Rican Winter League and posted a .435 OBP in 16 games

## 2019

- Named a Southern League midseason All-Star
- Among all CHI minor leaguers, ranked 1st in OBP and 2nd in AVG

- Led the SL in OBP (.386) and was T-1st in walks (63)
- Played most of the season with Tennessee (AA), but also appeared in 12 games for Iowa (AAA)
- In 129 combined games between both levels, slashed .295/.390/.412 with 69 walks to 62 strikeouts
- Following the season, played for Caguas in the Puerto Rican Winter League and hit .333 with 10 RBI in 28 games

## 2018

- Began the season with Myrtle Beach (A) before being promoted to Tennessee on 5/16
- Had 67 walks between both levels and posted a .343 OBP
- Following the season, played for Caguas in the Puerto Rican Winter League

## 2017

- Split the season between South Bend (A) and Myrtle Beach
- Combined to hit .303 with 11 HR and 72 RBI in 117 games between both levels
- Among all CHI minor leaguers, ranked 1st in hits (130)

## 2016

- Split the season between Iowa, Eugene (A) and South Bend

## 2015

- Began pro career with Eugene and South Bend

## PERSONAL

Vimal Machin Soto (pronounced vee-MAH-ayl mah-SHEEN)... Attended Baseball Academy High School (PR)... 2015 graduate of Virginia Commonwealth University... Three-time all-conference selection at VCU and hit .339 with 53 RBI as a senior in 2015... **Signed by:** Billy Swoope

## VIMAEI MACHÍN'S CAREER STATISTICS

| YEAR                 | CLUB         | AVG         | G          | AB          | R          | H          | 2B         | 3B        | HR        | RBI        | SH        | SF        | HP        | BB         | SO         | SB        | CS        | OBP         | SLG         | OPS         | E         |
|----------------------|--------------|-------------|------------|-------------|------------|------------|------------|-----------|-----------|------------|-----------|-----------|-----------|------------|------------|-----------|-----------|-------------|-------------|-------------|-----------|
| 2015                 | Eugene       | .188        | 11         | 32          | 2          | 6          | 2          | 0         | 0         | 3          | 0         | 0         | 2         | 1          | 6          | 1         | 1         | .257        | .250        | .507        | 2         |
|                      | South Bend   | .177        | 33         | 113         | 9          | 20         | 4          | 0         | 0         | 7          | 0         | 1         | 0         | 15         | 20         | 1         | 0         | .271        | .212        | .484        | 4         |
| 2016                 | Iowa         | .278        | 14         | 18          | 7          | 5          | 0          | 0         | 0         | 1          | 0         | 0         | 0         | 7          | 4          | 0         | 1         | .480        | .278        | .758        | 1         |
|                      | Eugene       | .429        | 4          | 14          | 2          | 6          | 0          | 0         | 0         | 5          | 0         | 2         | 0         | 3          | 2          | 2         | 0         | .474        | .429        | .902        | 2         |
| 2017                 | South Bend   | .243        | 31         | 103         | 11         | 25         | 6          | 0         | 0         | 11         | 2         | 0         | 2         | 13         | 23         | 3         | 0         | .339        | .301        | .640        | 2         |
|                      | Myrtle Beach | .320        | 72         | 272         | 46         | 87         | 17         | 1         | 10        | 57         | 6         | 3         | 0         | 24         | 33         | 4         | 2         | .371        | .500        | .871        | 11        |
| 2018                 | Myrtle Beach | .274        | 45         | 157         | 19         | 43         | 6          | 0         | 1         | 15         | 0         | 0         | 0         | 16         | 31         | 0         | 2         | .341        | .331        | .672        | 2         |
|                      | Tennessee    | .209        | 33         | 110         | 20         | 23         | 6          | 0         | 2         | 14         | 0         | 2         | 1         | 28         | 23         | 1         | 0         | .369        | .318        | .687        | 5         |
| 2019                 | Tennessee    | .220        | 79         | 250         | 30         | 55         | 10         | 1         | 5         | 28         | 2         | 2         | 3         | 39         | 54         | 2         | 1         | .330        | .328        | .658        | 3         |
|                      | Tennessee    | .294        | 117        | 422         | 47         | 124        | 26         | 1         | 6         | 61         | 1         | 7         | 5         | #63        | 57         | 8         | 2         | *.386       | .403        | .789        | 13        |
| 2020                 | Iowa         | .320        | 12         | 25          | 7          | 8          | 1          | 1         | 1         | 4          | 0         | 0         | 0         | 6          | 5          | 0         | 0         | .452        | .560        | 1.012       | 2         |
| 2020                 | OAKLAND      | .206        | 24         | 63          | 11         | 13         | 2          | 0         | 0         | 0          | 0         | 0         | 0         | 8          | 10         | 0         | 0         | .296        | .238        | .534        | 2         |
| 2021                 | OAKLAND      | .125        | 15         | 32          | 1          | 4          | 0          | 0         | 0         | 1          | 2         | 0         | 0         | 3          | 10         | 0         | 0         | .200        | .125        | .325        | 2         |
|                      | Las Vegas    | .295        | 89         | 336         | 65         | 99         | 17         | 6         | 11        | 58         | 0         | 3         | 5         | 49         | 72         | 2         | 1         | .389        | .479        | .869        | 9         |
| 2022                 | Las Vegas    | .324        | 64         | 256         | 41         | 83         | 16         | 3         | 4         | 49         | 0         | 2         | 1         | 33         | 30         | 0         | 0         | .401        | .457        | .858        | 13        |
|                      | OAKLAND      | .220        | 73         | 223         | 26         | 49         | 12         | 0         | 1         | 13         | 0         | 3         | 2         | 25         | 47         | 1         | 1         | .300        | .287        | .587        | 7         |
| <b>Minors Totals</b> |              | <b>.277</b> | <b>604</b> | <b>2108</b> | <b>306</b> | <b>584</b> | <b>111</b> | <b>13</b> | <b>40</b> | <b>313</b> | <b>11</b> | <b>22</b> | <b>19</b> | <b>297</b> | <b>360</b> | <b>24</b> | <b>10</b> | <b>.368</b> | <b>.399</b> | <b>.767</b> | <b>69</b> |
| <b>ML Totals</b>     |              | <b>.208</b> | <b>112</b> | <b>318</b>  | <b>38</b>  | <b>66</b>  | <b>14</b>  | <b>0</b>  | <b>1</b>  | <b>14</b>  | <b>2</b>  | <b>3</b>  | <b>2</b>  | <b>36</b>  | <b>67</b>  | <b>1</b>  | <b>1</b>  | <b>.290</b> | <b>.261</b> | <b>.551</b> | <b>11</b> |

\* League leader  
# Tied for league lead

## MACHÍN'S WILD CARD SERIES STATISTICS

| YEAR | CLUB, OPP | AVG          | G | AB | R | H | 2B | 3B | HR | RBI | SH | SF | HP | BB | SO | SB | CS | OBP | SLG | OPS | E |
|------|-----------|--------------|---|----|---|---|----|----|----|-----|----|----|----|----|----|----|----|-----|-----|-----|---|
| 2020 | OAK, CWS  | Did not play |   |    |   |   |    |    |    |     |    |    |    |    |    |    |    |     |     |     |   |

## MACHÍN'S CAREER TRANSACTIONS

- Selected by San Diego Padres in 29th round of 2011 MLB Draft, but did not sign
- Selected by Chicago Cubs in 10th round of 2015 MLB Draft
- Selected by Philadelphia in Rule 5 draft, December 12, 2019
- Traded to Oakland Athletics for cash considerations, December 12, 2019
- On injured list with a stomach illness, October 1, 2021 through the remainder of the season
- Signed by Philadelphia as a minor league free agent, January 10, 2023

## MACHÍN'S CAREER FIELDING

| POSITION    | PCT   | G  | PO | A   | E | TC  | DP |
|-------------|-------|----|----|-----|---|-----|----|
| First base  | 1.000 | 2  | 2  | 0   | 0 | 2   | 1  |
| Second base | 1.000 | 7  | 9  | 10  | 0 | 19  | 2  |
| Third base  | .961  | 81 | 45 | 127 | 7 | 179 | 17 |
| Shortstop   | .917  | 15 | 12 | 32  | 4 | 48  | 5  |

## MACHÍN'S GAME HIGHS

**HITS:** 3 – 2 times, last: 9/11/22 vs CWS... **RUNS:** 3 – 9/24/22 vs NYM... **DOUBLES:** 2 – 9/14/22 at TEX... **TRIPLES:** None... **HOME RUNS:** 1... **RBI:** 3 – 9/11/22 vs CWS... **WALKS:** 2 – 7 times, last: 9/24/22 vs NYM... **STOLEN BASES:** 1... **HITTING STREAK:** 5 games – 7/10-15/22



# RAFAEL MARCHÁN

Catcher

13

**B-T:** S-R

**HT:** 5-9; **WT:** 200

**OPENING DAY AGE:** 24

**BORN:** February 25, 1999, San Cristóbal, VZ

**RESIDES:** Caracas, VZ

**ML SERVICE:** 164 days

**HOW OBTAINED:** Signed by Phillies as an amateur free agent, 7/2/15

@alemarchan13  
 @alemarchan13

## 2022

- Began the season on the ML 60-day IL with a left hamstring strain; appeared in rehab games for Jersey Shore (A) and Lehigh Valley (AAA) before being reinstated from the IL on 6/12 and optioned to Lehigh Valley
- Appeared in 56 games at catcher for Lehigh Valley and threw out 23 of 66 attempted base stealers (34.8%)
- Was recalled by the Phillies on 7/12, but did not appear in a game before being returned to Lehigh Valley on 7/14
- Following the season, played for La Guaira in the Venezuelan Winter League, where he slashed .361/.477/.389 with 15 walks to 13 strikeouts in 26 games
- Was rated the best defensive catcher and as having the best strike-zone discipline in the Phillies minor league system by *Baseball America* following the season

## 2021

- Began the season with Lehigh Valley
- Had six stints with the Phillies: 4/30, 5/13-28, 6/10-11, 6/19-25, 7/29-8/3 and 8/27-9/11
- Was 2-for-5 (40.0%) in throwing out attempted base stealers in 17 games (13 starts) at catcher with the Phillies
- The Phillies went 8-5 in his starts
- Made his first ML appearance at 1st base, 8/1 at PIT
- Collected his first career triple on 8/29 vs ARI
- Also played in one game for Reading (AA)
- Following the season, was named the No. 9 prospect, the best defensive catcher and as having the best strike-zone discipline in the Phillies minor league system by *Baseball America*

## 2020

- Batted .429 (3-7) in six spring training games
- Was added to the club's player pool roster during summer camp
- Had his contract selected from Lehigh Valley prior to game 2 of the doubleheader on 9/13 at MIA
- On 9/14 at MIA, made his ML debut in a start at catcher and singled in his first career plate appearance
- At 21 years, 202 days, became the youngest Phillie to collect a hit in his first ML plate appearance since Orlando Isales (20 years, 283 days) on 9/30/80 vs CHI
- The last Phillie to make his ML debut as the starting catcher at a younger age was Mike Loan (17 years, 357 days) on 9/18/1912 vs STL (that was the lone game of Loan's ML career)

- Became the youngest Phillie to make his ML debut since Elizardo Ramirez (21 years, 118 days) did so on 5/25/04 at NYM
- On 9/18 vs TOR (gm 2), hit his first career HR (A.J. Cole), a three-run, game-tying shot; it was also his first professional HR, as he had never homered in 765 career at-bats in the minor leagues
- At 21 years, 206 days old, became the youngest Phillies catcher ever to homer in a game and the youngest Phillies player to homer since Scott Rolen (21 years, 155 days) on 9/6/96 vs CHI
- The last catcher in the majors to homer at a younger age was Salvador Pérez for each of his first three career homers between 8/29-9/23/11 (between 21 years, 111 days and 21 years, 136 days for all three)
- Following the season, was named the No. 5 prospect in the Phillies minor league system by *Baseball America*

## 2019

- Opened year with Lakewood (A)
- Promoted to Clearwater (A) on 7/30 for the remainder of the season
- Caught 36.5% (31-85) of runners attempting to steal in 70 games (68 starts) at catcher
- Was on the injured list, 5/2-24, with a left wrist contusion
- Following the season, was named the No. 6 prospect and rated as the best defensive catcher in the Phillies minor league system by *Baseball America*

## 2018

- Named a New York-Penn League All-Star
- Ranked 4th in the NYPL in AVG (.301)
- Among qualifying hitters in the NYPL, was the 3rd-most difficult hitter to strike out (11.67 PA/SO)
- Spent entire season with Williamsport (A)
- Led NYPL catchers in assists (57) and was T-1st in double plays turned (5)
- Among qualifying NYPL catchers, ranked 4th in catcher caught stealing percentage (29.4%, 20 of 68)
- Hit .377 (20-53) against LHP
- Participated in Florida Instructional League

## 2017

- Spent entire season with Gulf Coast League Phillies (R)
- Hit .297 (11-37) in 14 home games
- Caught 16 of 37 attempted base stealers (43.2%)
- Participated in FIL

**2016**

- Began professional career with Dominican Summer League Phillies-2 (R)
- Led all Phillies short-season minor leaguers in RBI
- Threw out 40.0% of attempted base stealers (16 CS, 24 SB)
- Batted .388 (31-80) with 18 RBI and a .446 OBP in July
- Participated in FIL

**2015**

- Participated in FIL

**PERSONAL**

Rafael Alejandro Marchán... **Hobbies:** Spending time with family, going to the beach, watching movies and playing basketball... **Signed by:** Jesús Méndez

**RAFAEL MARCHÁN'S CAREER STATISTICS**

| YEAR                 | CLUB           | AVG         | G          | AB          | R          | H          | 2B        | 3B       | HR       | RBI        | SH       | SF        | HP        | BB         | SO         | SB        | CS        | OBP         | SLG         | OPS         | E         |
|----------------------|----------------|-------------|------------|-------------|------------|------------|-----------|----------|----------|------------|----------|-----------|-----------|------------|------------|-----------|-----------|-------------|-------------|-------------|-----------|
| 2016                 | DSL Phillies-2 | .333        | 44         | 171         | 23         | 57         | 7         | 1        | 0        | 34         | 0        | 5         | 0         | 16         | 14         | 6         | 0         | .380        | .386        | .766        | 5         |
| 2017                 | GCL Phillies   | .238        | 30         | 84          | 10         | 20         | 5         | 0        | 0        | 10         | 0        | 2         | 3         | 4          | 8          | 1         | 0         | .290        | .298        | .588        | 3         |
| 2018                 | Williamsport   | .301        | 51         | 196         | 28         | 59         | 8         | 2        | 0        | 12         | 0        | 1         | 2         | 11         | 18         | 9         | 6         | .343        | .362        | .705        | 4         |
| 2019                 | Lakewood       | .271        | 63         | 236         | 21         | 64         | 16        | 0        | 0        | 20         | 0        | 1         | 4         | 24         | 31         | 1         | 3         | .347        | .339        | .686        | 4         |
|                      | Clearwater     | .231        | 22         | 78          | 6          | 18         | 4         | 0        | 0        | 3          | 0        | 1         | 1         | 6          | 8          | 1         | 2         | .291        | .282        | .573        | 4         |
| 2020                 | PHILLIES       | .500        | 3          | 8           | 3          | 4          | 0         | 0        | 1        | 3          | 0        | 0         | 0         | 1          | 2          | 0         | 0         | .556        | .875        | 1.431       | 1         |
| 2021                 | Lehigh Valley  | .203        | 67         | 237         | 28         | 48         | 7         | 0        | 0        | 19         | 0        | 1         | 4         | 23         | 45         | 1         | 0         | .283        | .232        | .515        | 4         |
|                      | PHILLIES       | .231        | 20         | 52          | 7          | 12         | 1         | 1        | 1        | 4          | 0        | 0         | 0         | 4          | 10         | 0         | 0         | .286        | .346        | .632        | 1         |
|                      | Reading        | .200        | 1          | 5           | 1          | 1          | 1         | 0        | 0        | 0          | 0        | 0         | 0         | 1          | 0          | 0         | 0         | .200        | .400        | .600        | 0         |
| 2022                 | Jersey Shore+  | .231        | 4          | 13          | 1          | 3          | 2         | 0        | 0        | 0          | 0        | 0         | 0         | 2          | 2          | 0         | 0         | .333        | .385        | .718        | 0         |
|                      | Lehigh Valley  | .233        | 66         | 232         | 26         | 54         | 17        | 0        | 4        | 29         | 0        | 2         | 9         | 20         | 24         | 1         | 0         | .316        | .358        | .673        | 6         |
| <b>Minors Totals</b> |                | <b>.259</b> | <b>348</b> | <b>1252</b> | <b>144</b> | <b>324</b> | <b>67</b> | <b>3</b> | <b>4</b> | <b>127</b> | <b>0</b> | <b>13</b> | <b>23</b> | <b>106</b> | <b>151</b> | <b>20</b> | <b>11</b> | <b>.325</b> | <b>.327</b> | <b>.652</b> | <b>30</b> |
| <b>ML</b>            | <b>Totals</b>  | <b>.267</b> | <b>23</b>  | <b>60</b>   | <b>10</b>  | <b>16</b>  | <b>1</b>  | <b>1</b> | <b>2</b> | <b>7</b>   | <b>0</b> | <b>0</b>  | <b>0</b>  | <b>5</b>   | <b>12</b>  | <b>0</b>  | <b>0</b>  | <b>.323</b> | <b>.417</b> | <b>.740</b> | <b>2</b>  |

+ Rehab assignment

**MARCHÁN'S CAREER TRANSACTIONS**

- Signed by Philadelphia as an amateur free agent, July 2, 2015
- On injured list with a left hamstring strain, April 7-June 12, 2022; included rehab assignments to Jersey Shore, May 25-30, and Lehigh Valley, May 31-June 12

**MARCHÁN'S CAREER FIELDING**

| POSITION   | PCT  | G  | PO  | A | E | TC  | DP | PB |
|------------|------|----|-----|---|---|-----|----|----|
| Catcher    | .986 | 21 | 132 | 7 | 2 | 141 | 0  | 1  |
| First base | ---  | 1  | 0   | 0 | 0 | 0   | 0  |    |

**MARCHÁN'S GAME HIGHS**

**HITS:** 2 – 4 times, last: 8/29/21 vs ARI... **RUNS:** 2 – 9/18/20 vs TOR (gm 2)... **DOUBLES:** 1... **TRIPLES:** 1... **HOME RUNS:** 1... **RBI:** 3 – 9/18/20 vs TOR (gm 2)... **WALKS:** 1... **STOLEN BASES:** None... **HITTING STREAK:** 4 games – 8/29-9/2/21



# BRANDON MARSH

Center Fielder

16

**B-T:** L-R

**HT:** 6-4; **WT:** 220

**OPENING DAY AGE:** 25

**BORN:** December 18, 1997, Buford, GA

**RESIDES:** Buford, GA

**ML SERVICE:** 1 year, 78 days

**HOW OBTAINED:** Acquired from Los Angeles Angels for Logan O'Hoppe, 8/2/22

@brandon\_marsh  
 @brandon\_marsh22

## 2022

- Began the season with LAA before being traded to the Phillies on 8/2
- Finished 3rd among LF in AL Gold Glove voting
- Was on the 10-day IL from 8/17-26 with a left ankle sprain; appeared in two games with Lehigh Valley (AAA) on a rehab assignment
- From 9/10 through the end of the season, hit .338 (24-71) with 7 2B, 3B, 2 HR, 7 RBI, 9 runs and a .923 OPS in his last 21 games
- Per Statcast data, his seven Outs Above Average (OAA) ranked in the 93rd percentile among qualifying outfielders
- His 37 starts with the Phillies came in CF
- Slugged his first HR as a member of the Phillies on 8/30 at ARI
- Had consecutive three-RBI games, 8/30-31, for the first time in his career
- On 9/15 at MIA, tied his career high with four hits
- The Phillies went 9-3 in his 12 postseason starts
- Slugged his first career postseason HR in Game 4 of the NLDS vs ATL (Charlie Morton) on 10/15; at 24 years, 301 days old, became the youngest player in franchise history to collect a game-winning RBI in the postseason
- Hit his first career World Series HR in Game 3 vs HOU (Lance McCullers Jr.) on 11/1; became the youngest Phillie (24 years, 318 days) ever to homer in a WS game

## 2021

- Began the season with Salt Lake (AAA)
- Posted a .364 OBP with 16 walks in 24 games before being recalled by LAA on 7/18
- Made his ML debut on 7/18 vs SEA
- Collected his first hit on 7/19 vs OAK (Cole Irvin)
- Hit his first ML home run on 8/25 at BAL (Marcos Diplan)
- In 29 games during August, slashed .309/.369/.436 with an .805 OPS in 103 plate appearances
- Appeared in 70 games (63 starts) for LAA, all in CF

## 2020

- Did not play, but participated at LAA's alternate training site
- Following the season, was named LAA's No. 2 prospect and the No. 38 prospect in baseball by *Baseball America*

## 2019

- Named LAA's Minor League Defensive Player of the Year for the second consecutive season
- Named a Southern League midseason and postseason All-Star

- Named LAA's Minor League Player of the Month for May and Minor League Defensive Player of the Month for August
- Spent the season with Mobile (AA) but also appeared in five games with AZL Angels (R) as part of a minor league rehab assignment
- Following the season, played for Mesa in the Arizona Fall League, where he posted a .909 OPS and was named to AFL's Rising Stars Game
- Was named the No. 43 prospect in baseball by *Baseball America* following the season

## 2018

- Was named LAA's Minor League Defensive Player of the Year, LAA's April Minor League Player of the Month and LAA's June Minor League Defensive Player of the Month
- Began season with Burlington (A) before being promoted to Inland Empire (A) on 5/18 for remainder of the season
- Combined to slash .266/.359/.408 with a .767 OPS in 127 combined games and 579 plate appearances between both levels
- Went 14-for-18 in stolen base attempts (77.8%)
- Posted a 12.6% walk rate (73 BB, 579 PA)

## 2017

- Began pro career with Orem (R)
- Posted a .944 OPS in 192 plate appearances and had 22 extra-base hits in 39 games (13 2B, 5 3B, 4 HR)
- Defensively, started 26 games in RF and 11 games in CF

## 2016

- Did not play after a post-draft medical review revealed a stress fracture in his back





## PERSONAL

Brandon Chase Marsh... Attended Buford High School (GA), where he played baseball, football and basketball... Played receiver/cornerback and helped Buford win AAAA state championships in 2013 and 2014... Played only baseball

during his senior season in 2016 and was named Player of the Year for the 4A All-Region Team after hitting .559 with 25 RBI... Committed to Kennesaw State University (GA) before signing with LAA... **Signed by:** Todd Hogan

## BRANDON MARSH'S CAREER STATISTICS

| YEAR | CLUB                   | AVG         | G          | AB          | R          | H          | 2B        | 3B        | HR        | RBI        | SH       | SF       | HP       | BB         | SO         | SB        | CS        | OBP         | SLG         | OPS         | E         |
|------|------------------------|-------------|------------|-------------|------------|------------|-----------|-----------|-----------|------------|----------|----------|----------|------------|------------|-----------|-----------|-------------|-------------|-------------|-----------|
| 2016 | Injured – Did not play |             |            |             |            |            |           |           |           |            |          |          |          |            |            |           |           |             |             |             |           |
| 2017 | Orem                   | .350        | 39         | 177         | 47         | 62         | 13        | 5         | 4         | 44         | 0        | 1        | 5        | 9          | 35         | 10        | 2         | .396        | .548        | .944        | 0         |
| 2018 | Burlington             | .295        | 34         | 132         | 26         | 39         | 12        | 1         | 3         | 24         | 0        | 1        | 0        | 21         | 40         | 4         | 0         | .390        | .470        | .859        | 3         |
|      | Inland Empire          | .256        | 93         | 371         | 59         | 95         | 15        | 6         | 7         | 46         | 0        | 1        | 1        | 52         | 118        | 10        | 4         | .348        | .385        | .734        | 5         |
| 2019 | Mobile                 | .300        | 96         | 360         | 48         | 108        | 21        | 2         | 7         | 43         | 0        | 2        | 3        | 47         | 92         | 18        | 5         | .383        | .428        | .811        | 4         |
|      | AZL Angels             | .050        | 5          | 20          | 1          | 1          | 0         | 0         | 0         | 2          | 0        | 0        | 0        | 0          | 7          | 1         | 0         | .050        | .050        | .100        | 0         |
| 2020 | Did not play           |             |            |             |            |            |           |           |           |            |          |          |          |            |            |           |           |             |             |             |           |
| 2021 | Salt Lake              | .255        | 24         | 94          | 32         | 24         | 5         | 3         | 3         | 8          | 0        | 0        | 0        | 16         | 29         | 2         | 0         | .364        | .468        | .832        | 1         |
|      | AZL Angels             | .500        | 4          | 14          | 6          | 7          | 1         | 1         | 1         | 7          | 0        | 0        | 0        | 4          | 3          | 0         | 0         | .611        | .929        | 1.540       | 0         |
|      | LOS ANGELES-AL         | .254        | 70         | 236         | 27         | 60         | 12        | 3         | 2         | 19         | 1        | 1        | 2        | 20         | 91         | 6         | 1         | .317        | .356        | .673        | 1         |
| 2022 | LOS ANGELES-AL         | .226        | 93         | 292         | 34         | 66         | 9         | 2         | 8         | 37         | 3        | 3        | 3        | 22         | 117        | 8         | 2         | .284        | .353        | .637        | 3         |
|      | PHILLIES               | .288        | 41         | 132         | 15         | 38         | 9         | 2         | 3         | 15         | 0        | 0        | 0        | 6          | 41         | 2         | 2         | .319        | .455        | .773        | 0         |
|      | LAA/PHI                | .245        | 134        | 424         | 49         | 104        | 18        | 4         | 11        | 52         | 3        | 3        | 3        | 28         | 158        | 10        | 4         | .295        | .384        | .679        | 3         |
|      | Lehigh Valley+         | .429        | 2          | 7           | 3          | 3          | 0         | 0         | 0         | 3          | 0        | 0        | 0        | 1          | 1          | 2         | 0         | .500        | .429        | .929        | 0         |
|      | <b>Minors Totals</b>   | <b>.289</b> | <b>297</b> | <b>1175</b> | <b>216</b> | <b>339</b> | <b>67</b> | <b>18</b> | <b>25</b> | <b>177</b> | <b>0</b> | <b>5</b> | <b>9</b> | <b>150</b> | <b>325</b> | <b>47</b> | <b>11</b> | <b>.372</b> | <b>.440</b> | <b>.812</b> | <b>13</b> |
|      | <b>AL Totals</b>       | <b>.239</b> | <b>163</b> | <b>528</b>  | <b>61</b>  | <b>126</b> | <b>21</b> | <b>5</b>  | <b>10</b> | <b>56</b>  | <b>4</b> | <b>4</b> | <b>5</b> | <b>42</b>  | <b>208</b> | <b>14</b> | <b>3</b>  | <b>.299</b> | <b>.354</b> | <b>.653</b> | <b>4</b>  |
|      | <b>NL Totals</b>       | <b>.288</b> | <b>41</b>  | <b>132</b>  | <b>15</b>  | <b>38</b>  | <b>9</b>  | <b>2</b>  | <b>3</b>  | <b>15</b>  | <b>0</b> | <b>0</b> | <b>0</b> | <b>6</b>   | <b>41</b>  | <b>2</b>  | <b>2</b>  | <b>.319</b> | <b>.455</b> | <b>.773</b> | <b>0</b>  |
|      | <b>ML Totals</b>       | <b>.248</b> | <b>204</b> | <b>660</b>  | <b>76</b>  | <b>164</b> | <b>30</b> | <b>7</b>  | <b>13</b> | <b>71</b>  | <b>4</b> | <b>4</b> | <b>5</b> | <b>48</b>  | <b>249</b> | <b>16</b> | <b>5</b>  | <b>.303</b> | <b>.374</b> | <b>.677</b> | <b>4</b>  |

+ Rehab assignment

## MARSH'S WILD CARD SERIES STATISTICS

| YEAR | CLUB, OPP | AVG  | G | AB | R | H | 2B | 3B | HR | RBI | SH | SF | HP | BB | SO | SB | CS | OBP  | SLG  | OPS   | E |
|------|-----------|------|---|----|---|---|----|----|----|-----|----|----|----|----|----|----|----|------|------|-------|---|
| 2022 | PHI, STL  | .400 | 2 | 5  | 0 | 2 | 1  | 0  | 0  | 1   | 1  | 0  | 0  | 0  | 2  | 0  | 0  | .400 | .600 | 1.000 | 0 |

## MARSH'S DIVISION SERIES STATISTICS

| YEAR | CLUB, OPP | AVG  | G | AB | R | H | 2B | 3B | HR | RBI | SH | SF | HP | BB | SO | SB | CS | OBP  | SLG  | OPS   | E |
|------|-----------|------|---|----|---|---|----|----|----|-----|----|----|----|----|----|----|----|------|------|-------|---|
| 2022 | PHI, ATL  | .250 | 4 | 8  | 2 | 2 | 1  | 0  | 1  | 3   | 0  | 0  | 0  | 2  | 4  | 0  | 0  | .400 | .750 | 1.150 | 0 |

## MARSH'S LEAGUE CHAMPIONSHIP SERIES STATISTICS

| YEAR | CLUB, OPP | AVG  | G | AB | R | H | 2B | 3B | HR | RBI | SH | SF | HP | BB | SO | SB | CS | OBP  | SLG  | OPS  | E |
|------|-----------|------|---|----|---|---|----|----|----|-----|----|----|----|----|----|----|----|------|------|------|---|
| 2022 | PHI, SD   | .000 | 4 | 13 | 0 | 0 | 0  | 0  | 0  | 0   | 0  | 0  | 0  | 0  | 7  | 0  | 0  | .000 | .000 | .000 | 0 |

## MARSH'S WORLD SERIES STATISTICS

| YEAR | CLUB, OPP | AVG  | G | AB | R | H | 2B | 3B | HR | RBI | SH | SF | HP | BB | SO | SB | CS | OBP  | SLG  | OPS  | E |
|------|-----------|------|---|----|---|---|----|----|----|-----|----|----|----|----|----|----|----|------|------|------|---|
| 2022 | PHI, HOU  | .231 | 6 | 13 | 3 | 3 | 1  | 0  | 1  | 1   | 0  | 0  | 1  | 2  | 4  | 1  | 0  | .375 | .538 | .913 | 1 |

## MARSH'S CAREER TRANSACTIONS

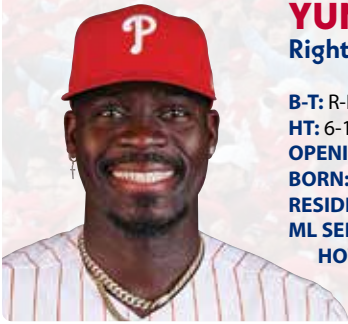
- Selected by Los Angeles Angels in 2nd round of 2016 MLB Draft
- Traded to Philadelphia for Logan O'Hoppe (c), August 2, 2022
- On injured list with a left ankle sprain, August 17-26; included rehab assignment to Lehigh Valley, August 25-26

## MARSH'S CAREER FIELDING

| POSITION | PCT  | G   | PO  | A | E | TC  | DP |
|----------|------|-----|-----|---|---|-----|----|
| Outfield | .990 | 201 | 407 | 2 | 4 | 413 | 1  |

## MARSH'S GAME HIGHS

**HITS:** 4 – 2 times, last: 9/15/22 at MIA... **RUNS:** 4 – 9/25/21 vs SEA... **DOUBLES:** 1... **TRIPLES:** 2 – 8/19/21 at DET... **HOME RUNS:** 2 – 6/10/22 vs NYM... **RBI:** 5 – 8/25/21 at BAL... **WALKS:** 2 – 4 times, last: 7/24/22 at ATL... **STOLEN BASES:** 1... **HITTING STREAK:** 8 games – 5/9-17/22



## YUNIOR MARTE

Right-Handed Pitcher

43

**B-T:** R-R

**HT:** 6-1; **WT:** 205

**OPENING DAY AGE:** 28

**BORN:** February 2, 1995, Santo Domingo, DR

**RESIDES:** Santo Domingo, DR

**ML SERVICE:** 91 days

**HOW OBTAINED:** Acquired from San Francisco Giants for Erik Miller, 1/8/23

### 2022

- Began season with Sacramento (AAA) in SF's system
- Was recalled for the first time on 4/12, his first of six stints with SF
- Made his ML debut on 4/12 vs SD
- Earned his first ML win in the last game of the season, 10/5 at SD
- Posted a 2.38 ERA (3 ER, 11.1 IP) over his last nine appearances and a 1.93 ERA (2 ER, 9.1 IP) in his last eight
- In 25 appearances with Sacramento, held opponents to a .106 AVG (9-85) and a 0.70 WHIP

### 2021

- Was a non-roster invitee to ML spring training with SF
- Spent the entire season with Sacramento, working in relief for all but one appearance (used as an opener, 6/26 vs Reno)
- Posted a 1.50 ERA (3 ER, 18.0 IP) over his final 12 appearances, striking out 19 while walking two
- Averaged 9.85 SO/9.0 IP (62 SO, 56.2 IP)

### 2020

- Did not pitch in affiliated baseball
- Spent time at KC's alternate training site
- Following the season, pitched for Cibao in the Dominican Winter League

### 2019

- Began season with Northwest Arkansas (AA)
- Was promoted to Omaha (AAA) on 6/27 for the remainder of the season
- Following the season, pitched for Cibao in the DWL and Caguas in the Puerto Rican Winter League

### 2018

- Spent entire season with Northwest Arkansas
- Ranked 2nd among Texas League relievers in OPP AVG (.225) & SO.9.0 IP (8.96), 3rd in games (43) and 4th in BB/9.0 IP (2.91)
- Following the season, pitched for Cibao in the DWL

### 2017

- Began season with Wilmington (A)
- Named a Carolina League midseason All-Star
- Promoted to Northwest Arkansas on 6/27
- Had a 61.0-inning homerless streak end on 7/18 at Springfield

### 2016

- Spent second season with Lexington (A)
- Ranked 5th among South Atlantic League relievers with a .225 OPP AVG
- Was used primarily as a reliever for the first time in his career

### 2015

- Spent season with Lexington
- Made 11 starts and seven relief appearances

### 2014

- Spent season with Burlington (R)

### 2013

- Named Dominican Royals Pitcher of the Year
- Began pro career with Dominican Summer League Royals (R)

### PERSONAL

Yunior Marte (pronounced JOON-yurr mar-TAY)...

**Signed by:** Edis Perez

## YUNIOR MARTE'S CAREER STATISTICS

| YEAR                 | CLUB          | W-L          | ERA         | G          | GS        | CG       | SHO      | SV        | IP           | H          | R          | ER         | HR        | HB        | BB         | SO         | WP        | BK       | AVG         |
|----------------------|---------------|--------------|-------------|------------|-----------|----------|----------|-----------|--------------|------------|------------|------------|-----------|-----------|------------|------------|-----------|----------|-------------|
| 2013                 | DSL Royals    | 4-3          | 1.71        | 11         | 8         | 0        | 0        | 2         | 47.1         | 39         | 15         | 9          | 0         | 4         | 9          | 36         | 9         | 0        | .229        |
| 2014                 | Burlington    | 4-3          | 3.44        | 11         | 9         | 0        | 0        | 1         | 52.1         | 45         | 23         | 20         | 3         | 8         | 19         | 40         | 6         | 0        | .233        |
| 2015                 | Lexington     | 4-5          | 6.44        | 18         | 11        | 0        | 0        | 0         | 65.2         | 80         | 59         | 47         | 4         | 12        | 38         | 60         | 14        | 1        | .302        |
| 2016                 | Lexington     | 6-8          | 4.21        | 26         | 7         | 0        | 0        | 1         | 107.0        | 94         | 54         | 50         | 9         | 10        | 55         | 103        | 19        | 3        | .239        |
| 2017                 | Wilmington    | 3-2          | 2.23        | 20         | 1         | 0        | 0        | 4         | 36.1         | 25         | 9          | 9          | 0         | 2         | 20         | 42         | 4         | 0        | .203        |
|                      | NW Arkansas   | 1-2          | 5.75        | 17         | 0         | 0        | 0        | 1         | 36.0         | 33         | 23         | 23         | 5         | 3         | 27         | 38         | 4         | 0        | .246        |
| 2018                 | NW Arkansas   | 4-4          | 2.91        | 43         | 0         | 0        | 0        | 2         | 80.1         | 69         | 33         | 26         | 7         | 5         | 29         | 80         | 3         | 2        | .225        |
| 2019                 | NW Arkansas   | 3-3          | 1.59        | 23         | 0         | 0        | 0        | 1         | 34.0         | 22         | 8          | 6          | 1         | 0         | 13         | 35         | 4         | 0        | .183        |
|                      | Omaha         | 0-0          | 6.15        | 23         | 0         | 0        | 0        | 1         | 26.1         | 32         | 22         | 18         | 4         | 1         | 14         | 37         | 4         | 1        | .291        |
| 2020                 | Did not play  |              |             |            |           |          |          |           |              |            |            |            |           |           |            |            |           |          |             |
| 2021                 | Sacramento    | 0-3          | 3.49        | 43         | 1         | 0        | 0        | 4         | 56.2         | 60         | 30         | 22         | 4         | 2         | 23         | 62         | 6         | 0        | .264        |
| 2022                 | Sacramento    | 1-1          | 3.16        | 25         | 0         | 0        | 0        | 3         | 25.2         | 9          | 11         | 9          | 4         | 0         | 9          | 35         | 1         | 0        | .106        |
|                      | SAN FRANCISCO | 1-1          | 5.44        | 39         | 0         | 0        | 0        | 0         | 48.0         | 47         | 32         | 29         | 5         | 6         | 22         | 44         | 3         | 0        | .255        |
| <b>Minors Totals</b> |               | <b>30-34</b> | <b>3.79</b> | <b>260</b> | <b>37</b> | <b>0</b> | <b>0</b> | <b>20</b> | <b>567.2</b> | <b>508</b> | <b>287</b> | <b>239</b> | <b>41</b> | <b>47</b> | <b>256</b> | <b>568</b> | <b>74</b> | <b>7</b> | <b>.239</b> |
| <b>ML</b>            | <b>Totals</b> | <b>1-1</b>   | <b>5.44</b> | <b>39</b>  | <b>0</b>  | <b>0</b> | <b>0</b> | <b>0</b>  | <b>48.0</b>  | <b>47</b>  | <b>32</b>  | <b>29</b>  | <b>5</b>  | <b>6</b>  | <b>22</b>  | <b>44</b>  | <b>3</b>  | <b>0</b> | <b>.255</b> |

## MARTE'S CAREER TRANSACTIONS

- Signed by Kansas City Royals as an amateur free agent, July 19, 2012
- Signed by San Francisco Giants as a minor league free agent, December 9, 2020
- Traded to Philadelphia for Erik Miller (lhp), January 8, 2023

## MARTE'S CAREER FIELDING

| POSITION | PCT   | G  | PO | A | E | TC | DP |
|----------|-------|----|----|---|---|----|----|
| Pitcher  | 1.000 | 39 | 0  | 7 | 0 | 7  | 1  |

## MARTE'S GAME HIGHS

**LOW-HIT CG:** N/A... **SHUTOUTS:** N/A... **STRIKEOUTS:** 4 – 7/10/22 vs SD... **WALKS:** 4 – 5/15/22 at STL... **LONGEST OUTING:** 3.0 inn. – 6/24/22 vs CIN... **WINNING STREAK:** N/A... **LOSING STREAK:** N/A... **SCORELESS STREAK:** 8.0 inn. – 7/10-26/22

## MAJOR LEAGUE DEBUT DATES (40-MAN ROSTER)

| Player               | Date    | Team      | Player             | Date    | Team      |
|----------------------|---------|-----------|--------------------|---------|-----------|
| José Alvarado        | 5/3/17  | Rays      | Nick Nelson        | 8/1/20  | Yankees   |
| Andrew Bellatti      | 5/9/15  | Rays      | Aaron Nola         | 7/21/15 | Phillies  |
| Alec Bohm            | 8/13/20 | Phillies  | Luis Ortiz         | 9/7/18  | Orioles   |
| Connor Brogdon       | 8/13/20 | Phillies  | Michael Plassmeyer | 8/23/22 | Phillies  |
| Nick Castellanos     | 9/1/13  | Tigers    | J.T. Realmuto      | 6/5/14  | Marlins   |
| Jake Cave            | 5/19/18 | Twins     | Cristopher Sánchez | 6/6/21  | Phillies  |
| Kody Clemens         | 5/31/22 | Tigers    | Kyle Schwarber     | 6/16/15 | Cubs      |
| Seranthony Domínguez | 5/7/18  | Phillies  | Edmundo Sosa       | 9/23/18 | Cardinals |
| Bailey Falter        | 4/25/21 | Phillies  | Gregory Soto       | 5/11/19 | Tigers    |
| Dalton Guthrie       | 9/6/22  | Phillies  | Bryson Stott       | 4/8/22  | Phillies  |
| Darick Hall          | 6/29/22 | Phillies  | Matt Strahm        | 7/31/16 | Royals    |
| Bryce Harper         | 4/28/12 | Nationals | Garrett Stubbs     | 5/28/19 | Astros    |
| Josh Harrison        | 5/31/11 | Pirates   | Ranger Suárez      | 7/26/18 | Phillies  |
| Rhys Hoskins         | 8/10/17 | Phillies  | Trea Turner        | 8/21/15 | Nationals |
| Craig Kimbrel        | 5/7/10  | Braves    | Erich Uelmen       | 7/22/22 | Cubs      |
| Rafael Marchán       | 9/14/20 | Phillies  | Andrew Vasquez     | 9/1/18  | Twins     |
| Brandon Marsh        | 7/18/21 | Angels    | Taijuan Walker     | 8/30/13 | Mariners  |
| Yunior Marte         | 4/12/22 | Giants    | Zack Wheeler       | 6/18/13 | Mets      |
| Simón Muzziotti      | 4/11/22 | Phillies  |                    |         |           |



# JAMES McARTHUR

Right-Handed Pitcher

82

**B-T:** R-R

**HT:** 6-7; **WT:** 230

**OPENING DAY AGE:** 26

**BORN:** December 11, 1996, New Braunfels, TX

**RESIDES:** Castle Rock, CO

**ML SERVICE:** 99 days

**HOW OBTAINED:** Selected by Phillies in 12th round of 2018 MLB Draft

@jamesmcarthur33

## 2022

- Began season with Reading (AA)
- Was placed on the IL on 6/22 with a right posterior elbow impingement
- On 6/29, was reinstated from the IL, recalled by the Phillies and placed on the 60-day IL for the remainder of the season with a right elbow stress reaction

## 2021

- Spent majority of the season with Reading and also pitched in one game with Jersey Shore (A)
- In eight starts between 6/20 and the end of the season, posted a 2.35 ERA (10 ER, 38.1 IP)
- Struck out 10 batters in a 5.0-inning start, 8/13 vs Akron
- Held LHH to a .223/.287/.385 slash line with Reading
- Following the season, pitched for Peoria in the Arizona Fall League
- After the season, was rated by *Baseball America* as having the best curveball in the Phillies minor league system

## 2020

- Did not pitch
- Participated in Florida Instructional League

## 2019

- Began season with Lakewood (A)
- His final seven appearances (all starts) came with Clearwater (A)
- Went 3-1 with a 1.40 ERA (4 ER, 25.2 IP) in five August starts
- Overall, averaged 9.79 SO/9.0 IP (91 SO, 83.2 IP)
- Participated in FIL

## 2018

- Made professional debut with Gulf Coast League Phillies West (R)
- Promoted to Williamsport (A), 6/28
- Promoted to Lakewood on 8/28 to finish the season
- Combined to post a 0.54 ERA (2 ER, 33.1 IP) and 0.81 WHIP, averaged 9.45 SO/9.0 IP (35 SO), held opponents to a .145 AVG and did not allow a home run
- Made three scoreless relief appearances (6.1 IP) with Lakewood in the playoffs

## PERSONAL

James Leonard McArthur... Married, wife's name is Kate; has one daughter, Lennie James, and one son, Maddox Donald... 2015 graduate of New Braunfels High School (TX)... Attended University of Mississippi... **Signed by:** Mike Stauffer

## JAMES McARTHUR'S CAREER STATISTICS

| YEAR                 | CLUB           | W-L         | ERA         | G         | GS        | CG       | SHO      | SV       | IP           | H          | R          | ER         | HR        | HB        | BB         | SO         | WP        | BK       | AVG         |
|----------------------|----------------|-------------|-------------|-----------|-----------|----------|----------|----------|--------------|------------|------------|------------|-----------|-----------|------------|------------|-----------|----------|-------------|
| 2018                 | GCL Phillies-W | 0-0         | 0.00        | 1         | 0         | 0        | 0        | 0        | 1.0          | 1          | 0          | 0          | 0         | 0         | 0          | 2          | 1         | 0        | .250        |
|                      | Williamsport   | 2-0         | 0.64        | 8         | 5         | 0        | 0        | 0        | 28.1         | 15         | 2          | 2          | 0         | 1         | 10         | 31         | 2         | 0        | .158        |
|                      | Lakewood       | 0-0         | 0.00        | 1         | 1         | 0        | 0        | 0        | 4.0          | 0          | 0          | 0          | 0         | 0         | 1          | 2          | 0         | 1        | .000        |
| 2019                 | Lakewood       | 0-6         | 6.00        | 18        | 6         | 0        | 0        | 0        | 54.0         | 47         | 39         | 36         | 4         | 4         | 32         | 61         | 9         | 0        | .237        |
|                      | Clearwater     | 3-1         | 3.03        | 7         | 7         | 0        | 0        | 0        | 29.2         | 26         | 10         | 10         | 3         | 1         | 16         | 30         | 4         | 1        | .239        |
| 2020                 | Did not pitch  |             |             |           |           |          |          |          |              |            |            |            |           |           |            |            |           |          |             |
| 2021                 | Reading        | 2-6         | 4.48        | 19        | 15        | 0        | 0        | 0        | 74.1         | 74         | 41         | 37         | 9         | 8         | 23         | 78         | 4         | 0        | .258        |
|                      | Jersey Shore   | 0-0         | 0.00        | 1         | 0         | 0        | 0        | 1        | 4.0          | 1          | 0          | 0          | 0         | 1         | 1          | 5          | 0         | 0        | .077        |
| 2022                 | Reading        | 2-6         | 5.05        | 13        | 13        | 0        | 0        | 0        | 57.0         | 66         | 39         | 32         | 10        | 4         | 26         | 65         | 5         | 0        | .289        |
| <b>Minors Totals</b> |                | <b>9-19</b> | <b>4.17</b> | <b>68</b> | <b>47</b> | <b>0</b> | <b>0</b> | <b>1</b> | <b>252.1</b> | <b>230</b> | <b>131</b> | <b>117</b> | <b>26</b> | <b>19</b> | <b>109</b> | <b>274</b> | <b>25</b> | <b>2</b> | <b>.243</b> |

## McARTHUR'S CAREER TRANSACTIONS

- Selected by Philadelphia in 12th round of 2018 MLB Draft
- On injured list with a right elbow stress reaction, June 29, 2022 through the remainder of the season



# MAX McDOWELL

Catcher

72

**B-T:** R-R

**HT:** 6-1; **WT:** 210

**OPENING DAY AGE:** 29

**BORN:** January 12, 1994, Pittsburgh, PA

**RESIDES:** North Huntingdon, PA

**HOW OBTAINED:** Signed by Phillies as a minor league free agent, 12/10/22

Non-Roster Invitee

2023 PHILLIES

## 2022

- Spent the season with Scranton/Wilkes-Barre (AAA) in the NYY organization
- Started 51 games at catcher and eight as DH
- Threw out 14 of 64 attempted base stealers (22%)

## 2021

- Spent most of the season with Scranton/Wilkes-Barre, but also appeared in five games for Somerset (AA)
- Caught a 7.0-inning no-hitter (Sean Boyle) on 8/19 at Worcester
- Had four RBI on 8/27 at Lehigh Valley

## 2020

- Spent the season at NYY's alternate training site

## 2019

- Played for Biloxi (AA)
- Started 84 games at catcher and threw out 28 of 82 attempted base stealers (34.1%)
- Played in seven games during the Southern League playoffs

## 2018

- Split the season between Carolina (A) and Biloxi
- Named a Carolina League midseason All-Star
- Following the season, underwent right shoulder surgery on 12/6 (Dr. William Raasch)

## 2017

- Spent season with Carolina
- Had 31 walks to 52 strikeouts

## 2016

- Spent season with Wisconsin (A)
- Named a Midwest League midseason All-Star

## 2015

- Began pro career with Arizona League Brewers (R)

## PERSONAL

Maxwell Robert McDowell... Attended the University of Connecticut and played collegiately for three seasons (2013-15)... Named All-AAC First Team as a sophomore in 2014... 2012 graduate of Norwin High School (PA), where he was named Western Pennsylvania Interscholastic Athletic League Player of the Year as a junior in 2011... **Signed by:** Steffan Wilson

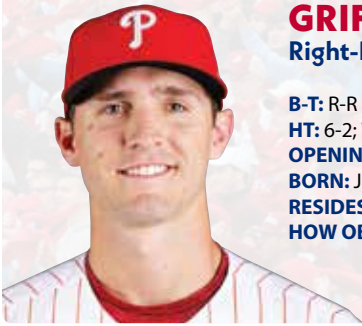
## MAX McDOWELL'S CAREER STATISTICS

| YEAR                 | CLUB         | AVG         | G          | AB          | R          | H          | 2B        | 3B       | HR        | RBI        | SH        | SF        | HP        | BB         | SO         | SB        | CS        | OBP         | SLG         | OPS         | E         |
|----------------------|--------------|-------------|------------|-------------|------------|------------|-----------|----------|-----------|------------|-----------|-----------|-----------|------------|------------|-----------|-----------|-------------|-------------|-------------|-----------|
| 2015                 | AZL Brewers  | .228        | 23         | 79          | 9          | 18         | 4         | 0        | 2         | 6          | 1         | 1         | 7         | 7          | 10         | 3         | 0         | .340        | .354        | .695        | 0         |
| 2016                 | Wisconsin    | .270        | 98         | 345         | 48         | 93         | 21        | 1        | 1         | 27         | 2         | 3         | 17        | 33         | 62         | 21        | 3         | .359        | .345        | .704        | 9         |
| 2017                 | Carolina     | .210        | 79         | 257         | 33         | 54         | 12        | 1        | 4         | 33         | 1         | 5         | 12        | 31         | 52         | 6         | 4         | .318        | .311        | .629        | 12        |
| 2018                 | Carolina     | .222        | 47         | 153         | 16         | 34         | 6         | 1        | 2         | 12         | 3         | 1         | 5         | 14         | 36         | 2         | 1         | .306        | .314        | .620        | 5         |
|                      | Biloxi       | .225        | 37         | 102         | 13         | 23         | 4         | 0        | 1         | 13         | 0         | 3         | 5         | 15         | 18         | 3         | 0         | .344        | .294        | .638        | 5         |
| 2019                 | Biloxi       | .213        | 87         | 258         | 31         | 55         | 14        | 0        | 4         | 22         | 6         | 3         | 13        | 35         | 58         | 2         | 0         | .333        | .314        | .647        | 5         |
| 2020                 | Did not play |             |            |             |            |            |           |          |           |            |           |           |           |            |            |           |           |             |             |             |           |
| 2021                 | Scranton/W-B | .227        | 45         | 128         | 26         | 29         | 6         | 0        | 1         | 10         | 1         | 0         | 12        | 20         | 35         | 3         | 1         | .381        | .297        | .678        | 2         |
|                      | Somerset     | .133        | 5          | 15          | 5          | 2          | 2         | 0        | 0         | 2          | 0         | 0         | 2         | 4          | 8          | 0         | 0         | .381        | .267        | .648        | 1         |
| 2022                 | Scranton/W-B | .193        | 66         | 187         | 17         | 36         | 10        | 0        | 2         | 16         | 0         | 1         | 4         | 23         | 50         | 3         | 1         | .293        | .278        | .571        | 6         |
| <b>Minors Totals</b> |              | <b>.226</b> | <b>487</b> | <b>1524</b> | <b>198</b> | <b>344</b> | <b>79</b> | <b>3</b> | <b>17</b> | <b>141</b> | <b>14</b> | <b>17</b> | <b>77</b> | <b>182</b> | <b>329</b> | <b>43</b> | <b>10</b> | <b>.335</b> | <b>.315</b> | <b>.650</b> | <b>45</b> |

## McDOWELL'S CAREER TRANSACTIONS

- Selected by Milwaukee Brewers in 13th round of 2015 MLB Draft
- Signed by New York Yankees as a minor league free agent, June 28, 2020
- Signed by Philadelphia as a minor league free agent, December 10, 2022





# GRIFF McGARRY

Right-Handed Pitcher

71

**B-T:** R-R

**HT:** 6-2; **WT:** 200

**OPENING DAY AGE:** 23

**BORN:** June 8, 1999, San Francisco, CA

**RESIDES:** Portola Valley, CA

**HOW OBTAINED:** Selected by Phillies in 5th round of 2021 MLB Draft

Non-Roster Invitee

## 2022

- Ranked T-3rd among Phillies minor leaguers in strikeouts (130) and 8th in innings (87.1)
- Began season with Jersey Shore (A)
- Struck out 82 of the 195 batters he faced (42.1%) with Jersey Shore
- Was promoted to Reading (AA) on 7/2
- Was on the IL, 7/7-22, with a right index finger blister
- Promoted to Lehigh Valley (AAA) on 9/5 for the remainder of the season
- With Lehigh Valley, pitched exclusively in relief after starting 19 of 20 games at the previous two levels
- Overall, posted a 3.71 ERA (36 ER, 87.1 IP), 130 SO (13.40 SO/9.0 IP) between the three levels
- Following the season, was named the No. 3 prospect and rated as having the best fastball and changeup in the Phillies system by *Baseball America*

## 2021

- Began professional career with Clearwater (A)
- Promoted to Jersey Shore on 9/2
- Overall, struck out 43 of the 100 batters he faced (43.0%)
- Combined to limit LHH to a .050 AVG (1-20) and no extra-base hits
- Following the season, was rated as having the best changeup in the Phillies minor league system by *Baseball America*
- Participated in Florida Instructional League

## PERSONAL

Griffin Thomas McGarry... 2017 graduate of Menlo School (CA)... 2021 graduate of University of Virginia with a degree in American studies... In his four-year collegiate career, averaged 12.49 SO/9.0 IP (186 SO, 134.0 IP)... **Signed by:** Kellan McKeon

## GRIFF McGARRY'S CAREER STATISTICS

| YEAR                 | CLUB          | W-L        | ERA         | G         | GS        | CG       | SHO      | SV       | IP           | H         | R         | ER        | HR       | HB       | BB        | SO         | WP        | BK       | AVG         |
|----------------------|---------------|------------|-------------|-----------|-----------|----------|----------|----------|--------------|-----------|-----------|-----------|----------|----------|-----------|------------|-----------|----------|-------------|
| 2021                 | Clearwater    | 0-0        | 3.27        | 5         | 1         | 0        | 0        | 1        | 11.0         | 6         | 4         | 4         | 0        | 0        | 7         | 22         | 2         | 0        | .154        |
|                      | Jersey Shore  | 1-0        | 2.70        | 3         | 3         | 0        | 0        | 0        | 13.1         | 7         | 4         | 4         | 0        | 0        | 7         | 21         | 1         | 0        | .152        |
| 2022                 | Jersey Shore  | 3-3        | 3.86        | 12        | 12        | 0        | 0        | 0        | 46.2         | 33        | 20        | 20        | 6        | 4        | 24        | 82         | 4         | 0        | .199        |
|                      | Reading       | 1-3        | 2.20        | 8         | 7         | 0        | 0        | 0        | 32.2         | 13        | 10        | 8         | 1        | 4        | 20        | 39         | 4         | 1        | .123        |
|                      | Lehigh Valley | 0-2        | 9.00        | 7         | 0         | 0        | 0        | 0        | 8.0          | 7         | 8         | 8         | 2        | 0        | 9         | 9          | 1         | 0        | .250        |
| <b>Minors Totals</b> |               | <b>5-8</b> | <b>3.55</b> | <b>35</b> | <b>23</b> | <b>0</b> | <b>0</b> | <b>1</b> | <b>111.2</b> | <b>66</b> | <b>46</b> | <b>44</b> | <b>9</b> | <b>8</b> | <b>67</b> | <b>173</b> | <b>12</b> | <b>1</b> | <b>.171</b> |

## McGARRY'S CAREER TRANSACTIONS

- Selected by Texas Rangers in 31st round of 2017 MLB Draft, but did not sign
- Selected by Philadelphia in 5th round of 2021 MLB Draft



# McKINLEY MOORE

## Right-Handed Pitcher

79

**B-T:** R-R  
**HT:** 6-6; **WT:** 230  
**OPENING DAY AGE:** 24  
**BORN:** August 24, 1998, Houston, TX  
**RESIDES:** Keller, TX  
**HOW OBTAINED:** Acquired from Chicago White Sox for Adam Haseley, 3/29/22

@mckinley\_moore25  
 @MooreMcKinley

**Non-Roster Invitee**

2023 PHILLIES

### 2022

- Was traded to the Phillies from CWS during spring training
- Spent entire season with Reading (AA)
- Struck out 31.3% of the batters he faced (71-227)

### 2021

- Began season with Kannapolis (A)
- Promoted to Winston-Salem (A) in late July
- Combined to average 13.06 SO/9.0 IP (59 SO, 40.2 IP) and converted nine of his 10 save opportunities
- Following the season, pitched for Glendale in the Arizona Fall League

### 2020

- Did not pitch

### 2019

- Began professional career with Arizona League White Sox (R), where he spent most of the season
- Also pitched for Great Falls (R)

### PERSONAL

McKinley David Moore... Engaged, fiancée's name is Kaley... Attended University of Arkansas at Little Rock... 2016 graduate of Keller High School (TX)... **Signed by:** Robbie Cummings

## McKINLEY MOORE'S CAREER STATISTICS

| YEAR                 | CLUB          | W-L        | ERA         | G         | GS       | CG       | SHO      | SV        | IP           | H          | R         | ER        | HR       | HB       | BB        | SO         | WP        | BK       | AVG         |
|----------------------|---------------|------------|-------------|-----------|----------|----------|----------|-----------|--------------|------------|-----------|-----------|----------|----------|-----------|------------|-----------|----------|-------------|
| 2019                 | AZL White Sox | 2-1        | 5.59        | 20        | 0        | 0        | 0        | 3         | 19.1         | 21         | 15        | 12        | 0        | 0        | 17        | 27         | 8         | 0        | .276        |
|                      | Great Falls   | 0-0        | 0.00        | 2         | 0        | 0        | 0        | 0         | 3.0          | 2          | 0         | 0         | 0        | 0        | 0         | 5          | 0         | 0        | .182        |
| 2020                 | Did not pitch |            |             |           |          |          |          |           |              |            |           |           |          |          |           |            |           |          |             |
| 2021                 | Kannapolis    | 1-1        | 4.37        | 19        | 0        | 0        | 0        | 6         | 22.2         | 18         | 15        | 11        | 2        | 0        | 14        | 35         | 1         | 0        | .209        |
|                      | Winston-Salem | 1-1        | 4.00        | 18        | 0        | 0        | 0        | 3         | 18.0         | 19         | 8         | 8         | 2        | 1        | 7         | 24         | 3         | 0        | .264        |
| 2022                 | Reading       | 4-5        | 4.35        | 39        | 1        | 0        | 0        | 0         | 49.2         | 50         | 33        | 24        | 3        | 4        | 26        | 71         | 7         | 0        | .260        |
| <b>Minors Totals</b> |               | <b>8-8</b> | <b>4.39</b> | <b>98</b> | <b>1</b> | <b>0</b> | <b>0</b> | <b>12</b> | <b>112.2</b> | <b>110</b> | <b>71</b> | <b>55</b> | <b>7</b> | <b>5</b> | <b>64</b> | <b>162</b> | <b>19</b> | <b>0</b> | <b>.252</b> |

## MOORE'S CAREER TRANSACTIONS

- Selected by Chicago White Sox in 14th round of 2019 MLB Draft
- Traded to Philadelphia for Adam Haseley (of), March 29, 2022



# FRANCISCO MORALES

Right-Handed Pitcher

69

@fjmorales57

**B-T:** R-R

**HT:** 6-5; **WT:** 250

**OPENING DAY AGE:** 23

**BORN:** October 27, 1999, San Juan de los Morros, VZ

**RESIDES:** San Juan de los Morros, VZ

**ML SERVICE:** 9 days

**HOW OBTAINED:** Signed by Phillies as an amateur free agent, 7/2/16

Non-Roster Invitee

## 2022

- Began season with Reading (AA), starting his season with a 13.1-inning scoreless streak, 4/10-5/1
- Was recalled by the Phillies on 5/8 for his first ML stint
- Made his ML debut on 5/9 at SEA and worked 2.0 scoreless innings with three strikeouts; struck out the first two batters he faced (Jared Kelenic & Cal Raleigh)
- Recorded his first save on 5/13 at LAD, becoming the youngest Phillies pitcher (22 years, 198 days) to earn a save since Fabio Castro (21 years, 250 days) on 9/27/06 at WSH
- Optioned to Reading on 5/15
- Posted 1.80 ERA (2 ER, 10.0 IP) in 10 appearances for Reading in July
- Was recalled for a brief second stint with the Phillies on 8/2 and optioned to Lehigh Valley (AAA) the following day, where he spent the remainder of the season

## 2021

- Began season at the alternate training site in Lehigh Valley and was assigned to Reading at the beginning of the minor league season
- Led all Phillies minor league pitchers in strikeouts (117)
- Was 2nd in Double-A Northeast in strikeouts (110) and averaged 11.93 SO/9.0 IP (83.0 IP)
- Had a 3.00 ERA (8 ER, 24.0 IP) in five July starts
- Twice named Double-A Northeast Pitcher of the Week: 7/12-18 and 9/13-19
- Was promoted to Lehigh Valley on 9/22 for the remainder of the season

## 2020

- Did not pitch
- Following the season, was named the No. 4 prospect in the Phillies minor league system by *Baseball America*
- Participated in Florida Instructional League

## 2019

- Named Phillies Minor League Pitcher of the Month for August
- Spent entire season with Lakewood (A), leading the club in strikeouts (129)
- Ranked T-7th in the South Atlantic League in strikeouts

- Averaged 12.01 SO/9.0 IP (129 SO, 96.2 IP)
- Limited LHH to a .196 AVG (30-153) and .564 OPS
- Held opponents to a .216 AVG (21-97) with RISP
- Had a season-high 10 strikeouts, 5/22 at Delmarva (4.0 IP)
- Selected as Phillies Minor League Pitcher of the Week, 7/1-7
- Participated in FIL
- Following the season, was named the No. 4 prospect and rated as having the best slider in the Phillies minor league system by *Baseball America*

## 2018

- Spent entire season at Williamsport (A)
- Led all Phillies short-season minor league pitchers in strikeouts (68)
- Ranked 3rd in the New York-Penn League in strikeouts and T-7th in games started (13)
- Named Phillies Minor League Pitcher of the Week, 8/20-26
- Averaged 10.86 SO/9.0 IP (68 SO, 56.1 IP)
- Participated in FIL
- Following the season, was named the No. 10 prospect in the Phillies minor league system by *Baseball America*

## 2017

- Began professional career with Gulf Coast League Phillies (R)
- Was 9th in the GCL in strikeouts (44)
- Earned first pro win, 7/6 vs GCL Pirates
- Held RHH to a .194 AVG (19-98)
- Held opponents to a .196 AVG (9-46) with RISP
- Went 2-0 with a 1.66 ERA (4 ER, 21.2 IP) and 25 SO in his final five starts
- Participated in FIL

## 2016

- Participated in FIL

## PERSONAL

Francisco Javier Morales... Married, wife's name is Oriana (1/10/20); has one son, Sebastian... **Hobbies:** Cooking BBQ, going to the beach and playing *Warzone*... **Signed by:** Jesús Méndez

## FRANCISCO MORALES' CAREER STATISTICS

| YEAR                 | CLUB          | W-L          | ERA         | G          | GS        | CG       | SHO      | SV       | IP           | H          | R          | ER         | HR        | HB        | BB         | SO         | WP        | BK       | AVG         |
|----------------------|---------------|--------------|-------------|------------|-----------|----------|----------|----------|--------------|------------|------------|------------|-----------|-----------|------------|------------|-----------|----------|-------------|
| 2017                 | GCL Phillies  | 3-2          | 3.05        | 10         | 9         | 0        | 0        | 0        | 41.1         | 34         | 18         | 14         | 1         | 8         | 20         | 44         | 6         | *5       | .225        |
| 2018                 | Williamsport  | 4-5          | 5.27        | 13         | 13        | 0        | 0        | 0        | 56.1         | 54         | 37         | 33         | 6         | 3         | 33         | 68         | *15       | 1        | .244        |
| 2019                 | Lakewood      | 1-8          | 3.82        | 27         | 15        | 0        | 0        | 1        | 96.2         | 82         | 47         | 41         | 8         | 6         | 46         | 129        | 12        | 0        | .226        |
| 2020                 | Did not pitch |              |             |            |           |          |          |          |              |            |            |            |           |           |            |            |           |          |             |
| 2021                 | Reading       | 4-*13        | 6.94        | 22         | 20        | 0        | 0        | 0        | 83.0         | 76         | 72         | 64         | 11        | 7         | *60        | 110        | 12        | 0        | .240        |
|                      | Lehigh Valley | 0-1          | 0.00        | 2          | 2         | 0        | 0        | 0        | 8.2          | 6          | 4          | 0          | 0         | 3         | 7          | 7          | 0         | 0        | .188        |
| 2022                 | Reading       | 2-0          | 1.48        | 23         | 0         | 0        | 0        | 1        | 30.1         | 9          | 5          | 5          | 0         | 1         | 17         | 54         | 9         | 0        | .092        |
|                      | PHILLIES      | 0-0          | 7.20        | 3          | 0         | 0        | 0        | 1        | 5.0          | 2          | 5          | 4          | 1         | 1         | 6          | 3          | 0         | 0        | .143        |
|                      | Lehigh Valley | 3-3          | 9.58        | 22         | 0         | 0        | 0        | 2        | 20.2         | 24         | 23         | 22         | 1         | 1         | 28         | 16         | 4         | 0        | .289        |
| <b>Minors Totals</b> |               | <b>17-32</b> | <b>4.78</b> | <b>119</b> | <b>59</b> | <b>0</b> | <b>0</b> | <b>4</b> | <b>337.0</b> | <b>285</b> | <b>206</b> | <b>179</b> | <b>27</b> | <b>29</b> | <b>211</b> | <b>428</b> | <b>58</b> | <b>6</b> | <b>.225</b> |
| <b>ML</b>            | <b>Totals</b> | <b>0-0</b>   | <b>7.20</b> | <b>3</b>   | <b>0</b>  | <b>0</b> | <b>0</b> | <b>1</b> | <b>5.0</b>   | <b>2</b>   | <b>5</b>   | <b>4</b>   | <b>1</b>  | <b>1</b>  | <b>6</b>   | <b>3</b>   | <b>0</b>  | <b>0</b> | <b>.143</b> |

\* League leader

2023 PHILLIES

## MORALES' CAREER TRANSACTIONS

- Signed by Philadelphia as an amateur free agent, July 2, 2016

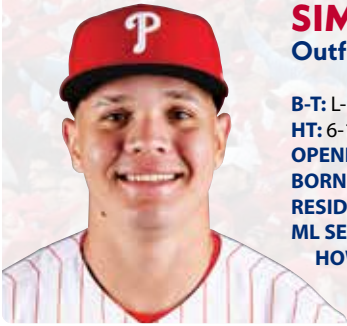
## MORALES' CAREER FIELDING

| POSITION | PCT | G | PO | A | E | TC | DP |
|----------|-----|---|----|---|---|----|----|
| Pitcher  | --- | 3 | 0  | 0 | 0 | 0  | 0  |

## MORALES' GAME HIGHS

**LOW-HIT CG:** N/A... **SHUTOUTS:** N/A... **STRIKEOUTS:** 4 – 5/9/22 at SEA... **WALKS:** 3 – 5/13/22 at LAD... **LONGEST OUTING:** 2.0 inn. – 2 times, last: 8/2/22 at ATL... **WINNING STREAK:** N/A... **LOSING STREAK:** N/A... **SCORELESS STREAK:** 2.0 inn. – 5/9/22





# SIMÓN MUZZIOTTI

Outfielder

40

@smuzziotti02

**B-T:** L-L

**HT:** 6-1; **WT:** 200

**OPENING DAY AGE:** 24

**BORN:** December 27, 1998, Cumaná, VZ

**RESIDES:** Maturín, VZ

**ML SERVICE:** 56 days

**HOW OBTAINED:** Signed by Phillies as a minor league free agent, 7/5/16

## 2022

- Was recalled on 4/8 from Reading (AA) and made his ML debut (defensive replacement in CF in ninth inning) on 4/11 vs NYM
- Had two stints on Phillies active roster: 4/8-21 and 8/3
- On 8/26, was recalled from Lehigh Valley (AAA) and placed on 60-day IL with a partial tear of his right patellar tendon
- Started three games with the Phillies, all in CF
- Collected both his first ML hit (single off Pablo Lopez) and his first OF assist on 4/15 at MIA
- Also appeared in games for Florida Complex League Phillies (R) and Clearwater (A)
- Following the season, was named the No. 8 prospect in the Phillies minor league system by *Baseball America*

## 2021

- Did not appear in a spring training game due to visa issues
- Was on the restricted list, 3/25-8/30
- First appeared in a game on 8/31 with the Florida Complex League Phillies (R)
- Joined Clearwater on 9/2 and was promoted to Jersey Shore (A) on 9/7
- Promoted to Reading on 9/14 and to Lehigh Valley on 9/22
- Posted a .296/.375/.380 slash line in 20 combined games (83 PA)
- After the season, appeared in 20 games with Peoria in the Arizona Fall League, posting a .398 OBP with more walks (15) than strikeouts (13)
- Also played for Zulia in the Venezuelan Winter League
- Following the season, was named the No. 10 prospect in the Phillies minor league system by *Baseball America*

## 2020

- Hit .375 (3-8) with two RBI and one walk in four spring training games
- Following the season, was named the No. 8 prospect in the Phillies minor league system by *Baseball America*
- Participated in Florida Instructional League

## 2019

- Selected as a Florida State League midseason and postseason All-Star
- Started in CF and batted leadoff for the North squad in the FSL All-Star Game
- Ranked 5th in the FSL in AVG (.287) and hits (122)
- Spent entire season with Clearwater
- Slashed .314/.365/.407 against RHP
- Hit .312 (44-141) with runners on base
- Defensively, made starts in LF (6), CF (80) and RF (16)
- Was on the IL, 5/23-6/2, with a concussion
- Following the season, was rated as the best defensive outfielder in the Phillies minor league system by *Baseball America*

## 2018

- Began season with Lakewood (A), where he led the club with 18 steals
- Was on the IL, 4/18-6/26 (left index finger fracture); included a rehab stint at Gulf Coast League Phillies East (R)
- Hit .330 (31-94) against LHP at Lakewood
- Had seven outfield assists, all with Lakewood
- Participated in FIL

## 2017

- Began season with Clearwater
- Transferred to GCL Phillies on 6/26 for the remainder of the season
- Led the GCL in triples (6)
- Hit .333 (16-48) in his first 11 games with GCL Phillies
- Hit .291 (32-110) against RHP

## 2016

- Began professional career with Dominican Summer League Red Sox-1 (R), reaching base safely in 14 of his 17 games
- Signed by Phillies on 7/5 after his contract with BOS organization was voided (international signing ban) and assigned to DSL Phillies-1 (R)
- Participated in FIL

## PERSONAL

Simón José Muzziotti (see-MOHN moo-zee-AH-tee)...

**Signed by:** Claudio Scerrato



## SIMÓN MUZZIOTTI'S CAREER STATISTICS

| YEAR                 | CLUB           | AVG         | G          | AB          | R          | H          | 2B        | 3B        | HR       | RBI        | SH        | SF       | HP       | BB         | SO         | SB        | CS        | OBP         | SLG         | OPS         | E        |
|----------------------|----------------|-------------|------------|-------------|------------|------------|-----------|-----------|----------|------------|-----------|----------|----------|------------|------------|-----------|-----------|-------------|-------------|-------------|----------|
| 2016                 | DSL Red Sox-1  | .317        | 17         | 60          | 9          | 19         | 2         | 1         | 0        | 10         | 0         | 1        | 0        | 4          | 6          | 1         | 1         | .354        | .383        | .737        | 0        |
|                      | DSL Phillies-1 | .231        | 37         | 143         | 12         | 33         | 4         | 1         | 0        | 12         | 2         | 0        | 0        | 11         | 10         | 7         | 3         | .286        | .273        | .559        | 1        |
| 2017                 | Clearwater     | .286        | 2          | 7           | 2          | 2          | 0         | 0         | 0        | 0          | 0         | 0        | 0        | 2          | 1          | 0         | 0         | .286        | .286        | .572        | 0        |
|                      | GCL Phillies   | .269        | 33         | 134         | 20         | 36         | 4         | *6        | 0        | 14         | 0         | 0        | 0        | 7          | 8          | 8         | 3         | .305        | .388        | .693        | 1        |
| 2018                 | Lakewood       | .263        | 68         | 278         | 33         | 73         | 12        | 2         | 1        | 20         | 5         | 1        | 1        | 14         | 40         | 18        | 4         | .299        | .331        | .630        | 1        |
|                      | GCL Phillies-E | .091        | 6          | 22          | 2          | 2          | 0         | 0         | 0        | 2          | 0         | 0        | 0        | 2          | 1          | 1         | 0         | .167        | .091        | .258        | 0        |
| 2019                 | Clearwater     | .287        | 110        | 425         | 52         | 122        | 21        | 3         | 3        | 28         | 5         | 2        | 1        | 32         | 60         | 21        | 12        | .337        | .372        | .709        | 2        |
| 2020                 | Did not play   |             |            |             |            |            |           |           |          |            |           |          |          |            |            |           |           |             |             |             |          |
| 2021                 | FCL Phillies   | .333        | 1          | 3           | 1          | 1          | 1         | 0         | 0        | 0          | 0         | 0        | 0        | 0          | 1          | 0         | 0         | .333        | .667        | 1.000       | 0        |
|                      | Clearwater     | .300        | 3          | 10          | 1          | 3          | 0         | 1         | 0        | 1          | 0         | 0        | 0        | 1          | 2          | 0         | 1         | .364        | .500        | .864        | 0        |
|                      | Jersey Shore   | .412        | 4          | 17          | 4          | 7          | 1         | 0         | 0        | 3          | 0         | 0        | 0        | 2          | 2          | 0         | 0         | .474        | .471        | .944        | 0        |
|                      | Reading        | .313        | 4          | 16          | 1          | 5          | 2         | 0         | 0        | 6          | 1         | 0        | 0        | 1          | 2          | 0         | 0         | .353        | .438        | .790        | 0        |
|                      | Lehigh Valley  | .200        | 8          | 25          | 2          | 5          | 0         | 0         | 0        | 2          | 2         | 0        | 0        | 5          | 4          | 2         | 0         | .333        | .200        | .533        | 0        |
| 2022                 | PHILLIES       | .143        | 9          | 7           | 0          | 1          | 0         | 0         | 0        | 0          | 1         | 0        | 1        | 0          | 2          | 0         | 0         | .250        | .143        | .393        | 1        |
|                      | Reading        | .259        | 38         | 143         | 23         | 37         | 5         | 4         | 5        | 20         | 0         | 3        | 0        | 19         | 31         | 7         | 3         | .339        | .455        | .794        | 1        |
|                      | FCL Phillies   | .000        | 1          | 2           | 0          | 0          | 0         | 0         | 0        | 0          | 0         | 0        | 0        | 0          | 0          | 0         | 0         | .000        | .000        | .000        | 0        |
|                      | Clearwater     | .000        | 2          | 8           | 0          | 0          | 0         | 0         | 0        | 0          | 0         | 0        | 0        | 1          | 4          | 0         | 0         | .111        | .000        | .111        | 0        |
|                      | Lehigh Valley  | .313        | 5          | 16          | 2          | 5          | 0         | 0         | 0        | 0          | 0         | 0        | 0        | 2          | 3          | 1         | 0         | .389        | .313        | .702        | 0        |
| <b>Minors Totals</b> |                | <b>.267</b> | <b>339</b> | <b>1309</b> | <b>164</b> | <b>350</b> | <b>52</b> | <b>18</b> | <b>9</b> | <b>118</b> | <b>15</b> | <b>7</b> | <b>2</b> | <b>101</b> | <b>176</b> | <b>67</b> | <b>27</b> | <b>.319</b> | <b>.355</b> | <b>.674</b> | <b>6</b> |
| <b>ML</b>            | <b>Totals</b>  | <b>.143</b> | <b>9</b>   | <b>7</b>    | <b>0</b>   | <b>1</b>   | <b>0</b>  | <b>0</b>  | <b>0</b> | <b>0</b>   | <b>1</b>  | <b>0</b> | <b>1</b> | <b>0</b>   | <b>2</b>   | <b>0</b>  | <b>0</b>  | <b>.250</b> | <b>.143</b> | <b>.393</b> | <b>1</b> |

\* League leader

2023 PHILLIES

## MUZZIOTTI'S CAREER TRANSACTIONS

- Signed by Boston Red Sox as an amateur free agent, July 2, 2015 (later voided)
- Signed by Philadelphia as a minor league free agent, July 5, 2016
- On injured list with a partial tear of the right patellar tendon, August 26, 2022 through the remainder of the season

## MUZZIOTTI'S CAREER FIELDING

| POSITION | PCT  | G | PO | A | E | TC | DP |
|----------|------|---|----|---|---|----|----|
| Outfield | .909 | 8 | 9  | 1 | 1 | 11 | 0  |

## MUZZIOTTI'S GAME HIGHS

**HITS:** 1... **RUNS:** None... **DOUBLES:** None... **TRIPLES:** None... **HOME RUNS:** None... **RBI:** None... **WALKS:** None... **STOLEN BASES:** None... **HITTING STREAK:** N/A



## NICK NELSON

Right-Handed Pitcher

57

@nick\_nelson16

**B-T:** R-R

**HT:** 6-1; **WT:** 215

**OPENING DAY AGE:** 27

**BORN:** December 5, 1995, Panama City, FL

**RESIDES:** Wesley Chapel, FL

**ML SERVICE:** 2 years, 49 days

**HOW OBTAINED:** Acquired from New York Yankees with Donny Sands for T.J. Rumfield and Joel Valdez, 11/19/21

### 2022

- Made Phillies Opening Day roster and spent entire season with the club
- Led all club relievers in innings (68.2) and tossed 2.0 innings or more in 18 of his 47 appearances
- Set career highs in innings, games and SO (69)
- Pitched a career-high 4.0 innings on 4/11 vs NYM
- Posted a career-best 8.2-inning scoreless streak, 6/26-7/10
- Recorded his first ML save on 9/9 vs WSH (0.1 IP), becoming the ninth different Phillies pitcher to record a save
- Made Philadelphia's NLDS and WS rosters, appearing in one postseason game (1.0 scoreless IP in Game 3 of the WS vs HOU)

### 2021

- Made his first career Opening Day roster with NYY
- Had six stints with NYY (4/1-25, 5/27, 5/30-6/4, 7/6-23, 8/7-8 and 8/9-18) and spent the rest of the season with Scranton/Wilkes-Barre (AAA)
- Made his first ML start, 4/16 vs TB
- Struck out 22 batters in 14.1 IP (13.81 SO/9.0 IP)

### 2020

- Attended ML spring training with NYY and began season at their alternate training site
- Was recalled by NYY on 7/26, his first of two ML stints
- Made his ML debut on 8/1 vs BOS, earning the win with 3.0 scoreless IP in relief
- Struck out the first batter he faced in his ML debut
- Became the first NYY pitcher ever to throw at least 3.0 hitless innings and earn a win in his ML debut
- Made his postseason debut in Game 2 of the ALDS at TB and tossed 2.0 scoreless innings over his two postseason appearances

### 2019

- Went 8-3 with a 2.81 ERA (28 ER, 89.2 IP), 114 strikeouts and six home runs allowed in 18 games (17 starts) across three levels
- His 2.81 ERA ranked 3rd among all pitchers in the NYY organization
- Began season with Trenton (AA), where he posted a 2.35 ERA (17 ER, 65.0 IP) and averaged 11.49 SO/9.0 IP (83 SO)
- On the IL, 4/17-5/31 (right shoulder strain), and then made one start with Tampa (A) before rejoining Trenton
- Was promoted to Scranton/Wilkes-Barre on 8/13 for the remainder of the season

### 2018

- His 144 strikeouts were 2nd among all NYY minor leaguers
- Began season with Charleston (A)
- Struck out a professional-high 12 batters, 4/13 vs Kannapolis
- Was transferred to Tampa on 5/5 and was promoted for stints with Trenton, 7/21-22 and 8/25-remainder of the season
- Between the three levels, combined to go 8-6 with a 3.55 ERA (48 ER, 121.2 IP) and just three home runs allowed

### 2017

- Spent entire season with Charleston
- Was on the IL, 4/23-5/4 (left hamstring strain) and 6/1-15 (left abdomen strain)

### 2016

- Began pro career with Pulaski (R)

### PERSONAL

Nicholas B. Nelson... Married, wife's name is Abigail; has one daughter, Hynleigh Kay... 2014 graduate of Rutherford High School (FL)... Attended Gulf Coast State College (FL) in 2015-16 and had committed to play at the University of Florida before signing with NYY... **Signed by:** Michael Wagner

## NICK NELSON'S CAREER STATISTICS

| YEAR                 | CLUB         | W-L          | ERA         | G          | GS        | CG       | SHO      | SV       | IP           | H          | R          | ER         | HR        | HB        | BB         | SO         | WP        | BK       | AVG         |
|----------------------|--------------|--------------|-------------|------------|-----------|----------|----------|----------|--------------|------------|------------|------------|-----------|-----------|------------|------------|-----------|----------|-------------|
| 2016                 | Pulaski      | 0-3          | 3.38        | 10         | 10        | 0        | 0        | 0        | 21.1         | 14         | 14         | 8          | 0         | 6         | 22         | 19         | 3         | 1        | .200        |
| 2017                 | Charleston   | 3-#12        | 4.56        | 22         | 22        | 0        | 0        | 0        | 100.2        | 103        | 54         | 51         | 5         | 12        | 50         | 110        | 16        | 1        | .270        |
| 2018                 | Charleston   | 1-1          | 3.65        | 5          | 5         | 0        | 0        | 0        | 24.2         | 18         | 10         | 10         | 1         | 2         | 7          | 35         | 2         | 0        | .198        |
|                      | Tampa        | 7-5          | 3.36        | 18         | 17        | 0        | 0        | 0        | 88.1         | 69         | 37         | 33         | 1         | 4         | 47         | 99         | 11        | 0        | .214        |
|                      | Trenton      | 0-0          | 5.19        | 3          | 3         | 0        | 0        | 0        | 8.2          | 10         | 6          | 5          | 1         | 0         | 9          | 10         | 3         | 0        | .278        |
| 2019                 | Trenton      | 7-2          | 2.35        | 13         | 12        | 1        | 0        | 0        | 65.0         | 48         | 18         | 17         | 4         | 5         | 35         | 83         | 6         | 1        | .206        |
|                      | Tampa        | 0-0          | 0.00        | 1          | 1         | 0        | 0        | 0        | 3.2          | 4          | 0          | 0          | 0         | 0         | 1          | 7          | 0         | 0        | .286        |
|                      | Scranton/W-B | 1-1          | 4.71        | 4          | 4         | 0        | 0        | 0        | 21.0         | 20         | 11         | 11         | 2         | 0         | 7          | 24         | 1         | 0        | .247        |
| 2020                 | NEW YORK-AL  | 1-0          | 4.79        | 11         | 0         | 0        | 0        | 0        | 20.2         | 20         | 13         | 11         | 4         | 0         | 11         | 18         | 0         | 0        | .256        |
| 2021                 | NEW YORK-AL  | 0-2          | 8.79        | 11         | 2         | 0        | 0        | 0        | 14.1         | 15         | 16         | 14         | 0         | 3         | 16         | 22         | 5         | 0        | .263        |
|                      | Scranton/W-B | 3-4          | 3.81        | 29         | 5         | 0        | 0        | 1        | 52.0         | 50         | 31         | 22         | 6         | 2         | 29         | 62         | 13        | 0        | .250        |
| 2022                 | PHILLIES     | 3-2          | 4.85        | 47         | 2         | 0        | 0        | 1        | 68.2         | 66         | 38         | 37         | 1         | 4         | 36         | 69         | *13       | 0        | .257        |
| <b>Minors Totals</b> |              | <b>22-28</b> | <b>3.67</b> | <b>105</b> | <b>79</b> | <b>1</b> | <b>0</b> | <b>1</b> | <b>385.1</b> | <b>336</b> | <b>181</b> | <b>157</b> | <b>20</b> | <b>31</b> | <b>207</b> | <b>449</b> | <b>55</b> | <b>3</b> | <b>.235</b> |
| <b>AL Totals</b>     |              | <b>1-2</b>   | <b>6.43</b> | <b>22</b>  | <b>2</b>  | <b>0</b> | <b>0</b> | <b>0</b> | <b>35.0</b>  | <b>35</b>  | <b>29</b>  | <b>25</b>  | <b>4</b>  | <b>3</b>  | <b>27</b>  | <b>40</b>  | <b>5</b>  | <b>0</b> | <b>.259</b> |
| <b>NL Totals</b>     |              | <b>3-2</b>   | <b>4.85</b> | <b>47</b>  | <b>2</b>  | <b>0</b> | <b>0</b> | <b>1</b> | <b>68.2</b>  | <b>66</b>  | <b>38</b>  | <b>37</b>  | <b>1</b>  | <b>4</b>  | <b>36</b>  | <b>69</b>  | <b>13</b> | <b>0</b> | <b>.257</b> |
| <b>ML Totals</b>     |              | <b>4-4</b>   | <b>5.38</b> | <b>69</b>  | <b>4</b>  | <b>0</b> | <b>0</b> | <b>1</b> | <b>103.2</b> | <b>101</b> | <b>67</b>  | <b>62</b>  | <b>5</b>  | <b>7</b>  | <b>63</b>  | <b>109</b> | <b>18</b> | <b>0</b> | <b>.258</b> |

\* League leader

# Tied for league lead

## NELSON'S WILD CARD SERIES STATISTICS

| YEAR | CLUB, OPP | W-L           | ERA | G | GS | CG | SHO | SV | IP | H | R | ER | HR | HB | BB | SO | WP | BK | AVG |
|------|-----------|---------------|-----|---|----|----|-----|----|----|---|---|----|----|----|----|----|----|----|-----|
| 2020 | NY, CLE   | Did not pitch |     |   |    |    |     |    |    |   |   |    |    |    |    |    |    |    |     |

## NELSON'S DIVISION SERIES STATISTICS

| YEAR             | CLUB, OPP | W-L           | ERA         | G        | GS       | CG       | SHO      | SV       | IP         | H        | R        | ER       | HR       | HB       | BB       | SO       | WP       | BK       | AVG         |
|------------------|-----------|---------------|-------------|----------|----------|----------|----------|----------|------------|----------|----------|----------|----------|----------|----------|----------|----------|----------|-------------|
| 2020             | NY, TB    | 0-0           | 0.00        | 2        | 0        | 0        | 0        | 0        | 2.0        | 1        | 0        | 0        | 0        | 0        | 0        | 2        | 0        | 0        | .143        |
| 2022             | PHI, ATL  | Did not pitch |             |          |          |          |          |          |            |          |          |          |          |          |          |          |          |          |             |
| <b>DS Totals</b> |           | <b>0-0</b>    | <b>0.00</b> | <b>2</b> | <b>0</b> | <b>0</b> | <b>0</b> | <b>0</b> | <b>2.0</b> | <b>1</b> | <b>0</b> | <b>0</b> | <b>0</b> | <b>0</b> | <b>0</b> | <b>2</b> | <b>0</b> | <b>0</b> | <b>.143</b> |

## NELSON'S WORLD SERIES STATISTICS

| YEAR | CLUB, OPP | W-L | ERA  | G | GS | CG | SHO | SV | IP  | H | R | ER | HR | HB | BB | SO | WP | BK | AVG  |
|------|-----------|-----|------|---|----|----|-----|----|-----|---|---|----|----|----|----|----|----|----|------|
| 2022 | PHI, HOU  | 0-0 | 0.00 | 1 | 0  | 0  | 0   | 0  | 1.0 | 0 | 0 | 0  | 0  | 0  | 2  | 0  | 0  | 0  | .000 |

## NELSON'S CAREER TRANSACTIONS

- Selected by San Francisco Giants in 31st round of 2014 MLB Draft, but did not sign
- Selected by New York Yankees in 4th round of 2016 MLB Draft
- Traded to Philadelphia with Donny Sands (c) for T.J. Rumfield (inf) and Joel Valdez (lhp), November 19, 2021

## NELSON'S CAREER FIELDING

| POSITION | PCT  | G  | PO | A | E | TC | DP |
|----------|------|----|----|---|---|----|----|
| Pitcher  | .917 | 69 | 4  | 7 | 1 | 12 | 0  |

## NELSON'S GAME HIGHS

**LOW-HIT CG:** N/A... **SHUTOUTS:** N/A... **STRIKEOUTS:** 5 – 5/27/22 at NYM... **WALKS:** 3 – 3 times, last: 4/15/22 at MIA...  
**LONGEST OUTING:** 4.0 inn. – 4/11/22 vs NYM... **WINNING STREAK:** 2 games – 6/26-7/7/22... **LOSING STREAK:** 2 games – 4/1-16/21... **SCORELESS STREAK:** 7.2 inn. – 2 times, last: 6/26-7/7



## AARON NOLA

Right-Handed Pitcher

27

**B-T:** R-R

**HT:** 6-2; **WT:** 200

**OPENING DAY AGE:** 29


**BORN:** June 4, 1993, Baton Rouge, LA


**RESIDES:** Baton Rouge, LA

**ML SERVICE:** 7 years, 76 days

**HOW OBTAINED:** Selected by Phillies in 1st round (7th overall) of 2014 MLB Draft

**CONTRACT STATUS:** Signed a four-year contract with a club option for 2023 on 2/13/19

 @AaronNola027

 @AaronNola027

### 2022

- Among all ML pitchers, was 1st in fWAR (6.3) & SO/BB (8.10), T-1st in SHO (1), 2nd in IP (205.0), BB % (3.6) & BB/9.0 IP (1.27), T-3rd in CG (2), 4th in SO (235), T-5th in starts (32), 6th in bWAR (4.0), 7th in WHIP (0.96), SO % (29.1) & OPP OBP (.256) and 9th in SO/9.0 IP (10.32)
- Finished season with the following all-time Phillies rankings (for rate stats, min. 1,000 IP): 1st in SO/BB (4.23), SO % (27.5) & SO/9.0 IP (10.11), 4th in WHIP (1.13) & 10+ SO games (27), 7th in SO (1,380), 8th in bWAR (29.9), 9th in fWAR (29.9), 10th in starts (203) and 11th in quality starts (113, since ER became official in 1912)
- Struck out a career-best 235 batters and issued just 29 walks, joining Jim Whitney (270 SO, 27 BB, 336.0 IP for 1884 Boston Beaneaters) as the only pitchers ever with 220 or more strikeouts and fewer than 30 walks in a season
- Named All-MLB Second Team, his first career All-MLB selection
- Led all pitchers with 6.3 fWAR, becoming the first Phillie to lead all pitchers in fWAR since Roy Halladay in 2011
- His 8.10 SO/BB was the best ever by a qualifying Phillies pitcher and the 18th-best in ML history
- Surpassed 220 strikeouts for the fourth straight fully-scheduled season (2018-19, 2021-22), becoming the only Phillie with four 220-strikeout seasons before age 30; only Steve Carlton (6) had more at any age, and never in four straight fully-scheduled seasons
- Walked one or zero batters in 25 of his 32 starts, the most such starts in the NL and T-2nd in MLB
- Became the first pitcher in MLB history with five straight calendar months (April-August) with five or fewer walks and at least 30 strikeouts
- Surpassed 200.0 IP for the third time (others: 2018-19) and made 30 or more starts for the fourth straight fully-scheduled season
- Made his fifth straight Opening Day start, becoming the third Phillie ever to make five straight, joining Robin Roberts (12, 1950-61) and Steve Carlton (10, 1977-86)
- Walked two or fewer in 27 straight starts, 4/18-9/17
- On 5/15 at LAD, passed Jim Bunning (1,197) for 7th place on the Phillies all-time strikeout list
- Faced 133 consecutive batters without issuing a walk, 5/21-6/18, the 4th-longest single-season streak by Phillies pitcher in the expansion era (since 1961)
- Had a streak of 13 straight starts pitching 6.0 innings or more, 5/26-8/13, the longest by a Phillie since Cliff Lee in 2013 (13)
- Pitched at least 7.0 innings in eight straight starts, 5/26-7/17, which included three scoreless starts of at least 8.0 IP from 6/8-7/17
- Had a 12.0-inning scoreless streak, 6/8-13
- Posted a 2.52 ERA (28 ER, 100.0 IP), 0.94 WHIP, 12 BB (1 IBB), 106 SO in 15 starts from 6/8-8/25
- Was on the restricted list, 7/12-13
- Tossed his fourth career complete game on 8/13 at NYM (L, 8.0 IP)
- On 8/25 vs CIN, threw his third career SHO (2nd 9.0-inn. SHO) and fifth complete game, striking out 11
- Recorded his 26th career double-digit strikeout game, 8/25 vs CIN, passing Jim Bunning for 4th in franchise history; overall, had five double-digit strikeout games, bringing his career total to 27
- Posted a 2.36 ERA (9 ER, 34.1 IP), 0.90 WHIP (7 BB, 24 H), 45 SO and a .190/.239/.270 OPP slash line with two HR over his final six starts
- His 199th career start, 9/11 vs WSH, moved him into 10th on the all-time Phillies list, passing Dick Ruthven and Tully Sparks; it was also his 100th start at CBP
- Made his 200th career start on 9/17 at ATL, making him the seventh Phillie to have his first 200 career starts with the club and just the 10th with 200 at any point
- Had a 0.38 ERA (1 ER, 21.2 IP) in his final four home starts
- Retired the first 20 batters he faced (6.2 IP) in the postseason clincher on 10/3 at HOU, the longest perfect game bid of his career
- Was the first Phillies pitcher to retire the first 20 batters of a game since Roy Halladay in his perfect game on 5/29/10 at FLA and was the first to start a postseason clincher since Halladay in 2011, also at HOU
- Made his first career postseason start in Game 2 of the NLWCS at STL; held them scoreless for 6.2 IP and earned the win in the series-clinching game
- His 203 starts before a postseason start were most ever by a Phillie whose whole career was spent with the team and 2nd-most among all active pitchers (Jordan Lyles, 214)
- Became the second Phillie ever to deliver a scoreless start in a potential postseason series clincher, joining Cole Hamels, who shut out CIN in Game 3 of the NLDS on 10/10/10
- With two starts of at least 6.0 IP and 0 ER in his first two career playoff starts, became just the third pitcher since 1992 (and first Phillie ever) to begin his postseason career with two such starts, joining Corey Kluber (2, 2016) and Matt Cain (3, 2010)
- His 11.2-inning scoreless streak to begin his playoff career was the longest ever by a Phillie
- Had a 19.1-inning scoreless streak from 9/28-10/14, encompassing 5.0 IP in a postseason berth-clinching game, a Wild Card Series-clinching game and the Phillies' first home playoff game in 11 years
- Became one of seven Phillies pitchers to start Game 1 of a World Series and joined Cole Hamels as the only Phillies 1st-round picks to do so

- Joined Zack Wheeler, Cole Hamels and Cliff Lee as the only Phillies to make at least five starts in a single postseason

## 2021

- Among all ML pitchers, was 4th in SO/BB (5.72), 6th in SO/9.0 IP (11.11) & BB % (5.2), T-6th in SHO (1), 7th in SO % (29.8) & BB/9.0 IP (1.94), 8th in SO (223), T-8th in starts (32) and T-9th in CG (1)
- Among NL pitchers, was 3rd in SO/9.0 IP & SO/BB, 4th in SO/9.0 IP & BB %, 5th in SO & BB/9.0 IP, T-5th in SHO, T-7th in CG, T-8th in starts, 9th in fWAR (4.5) and 10th in FIP (3.37)
- Recorded 220 or more strikeouts for the third straight full season (excluding shortened 2020 season), joining Max Scherzer and Gerrit Cole as the only pitchers to do so
- Joined Steve Carlton (6) and Jim Bunning (3) as the only Phillies ever to record three or more 220-strikeout seasons and was the youngest of the three (28) to do so
- Walked one or zero batters in 21 of his 31 starts, tied for the most such starts in the NL and tied for 3rd-most in MLB
- His 5.2% walk rate was the lowest of his career and 4th among NL pitchers
- Made at least 30 starts for third time in the last three fully-scheduled seasons (2018-19, 2021)
- Became the fifth Phillie to make four straight Opening Day starts and the first since Steve Carlton made 10 straight, 1977-86
- On 4/18 vs STL, authored his first career 9.0-inning shutout, the first with two or fewer hits allowed by a Phillie since Cole Hamels' no-hitter, 7/25/15 at CHI
- His win on 4/18 vs STL gave him 59 wins in his first 100 decisions, the 2nd-most ever by a Phillie behind Grover Cleveland Alexander's 65
- Struck out 10 on 5/4 vs MIL, passing Cliff Lee for the most double-digit strikeout games in Citizens Bank Park history (15)
- Was on the COVID-related IL, 7/11-19
- Recorded his 1,000th career strikeout, 6/1 at CIN (Jesse Winker), becoming the ninth pitcher to record 1,000 strikeouts in a Phillies uniform and the fastest ever to do so (913.0 IP)
- His 10 straight strikeouts on 6/25 at NYM (gm 1) tied the ML record set by Tom Seaver on 4/22/70 vs SD and surpassed the previous Phillies record by three
- Also became the first pitcher ever to have the first 10 outs he recorded via strikeout
- On 6/25 at NYM and 6/30 vs MIA, struck out eight of the first 10 batters he faced, becoming the first Phillie in the expansion era (since 1961) to do so in consecutive games pitched in a season
- His 12 strikeouts on 6/25 at NYM (gm 1) tied a career high and made him just the second Phillie to finish an outing of 5.1 IP or fewer with 12 or more strikeouts (other: Cole Hamels, 12 in 5.1 IP on 7/24/06)
- Struck out 21 batters in a 9.0-inning span, beginning with his start on 6/25 at NYM, gm 1 (12 SO in 5.1 IP) through the first 3.2 innings of his start on 6/30 vs MIA (9 SO)
- Faced his brother, Austin, three times (SO, pop-up, BB) on 8/21 at SD, marking the first time in Phillies history a pitcher faced his own brother who was a position player on the opposing team, and the first time a Phillie faced his own brother at all since pitcher Mike Maddux faced his brother, pitcher Greg Maddux, on 7/31/88

- Was perfect through 6.0 IP on 8/21 at SD before an error allowed the first runner to reach base in the seventh, marking the longest perfect game bid by a Phillie since Roy Halladay completed his perfect game on 5/29/2010 at MIA
- Reached 1,000.0 career innings on 9/7 at MIL, becoming the 37th Phillie ever to do so and the 27th in the modern era (since 1900)
- When he passed 1,000.0 career innings, qualified for the ML all-time SO/9.0 IP leaders, finishing the season 10th all-time at 10.07 (1,145 SO, 1,043.1 IP)
- Struck out his 200th batter of the season on 9/12 vs COL, becoming the 2nd-fastest Phillie to reach 200 in a season (162.0 IP), one inning shy of Curt Schilling's record mark in 1997
- His six double-digit strikeout performances gave him 22 for his career, tied with Cliff Lee for 5th-most in franchise history

## 2020

- Among ML starters, was T-1st in CG (2), T-2nd in SHO (1), 5th in SO (96), T-5th in starts (12), 6th in SO rate (33.2%) & SO/9.0 IP (12.11) and 9th in OPP AVG (.205)
- Among NL starters, was T-1st in CG, T-2nd in SHO, 3rd in SO, T-4th in starts, 6th in SO rate, 7th in SO/9.0 IP, 8th in IP (71.1) & OPP AVG, T-8th in quality starts (7) and 10th in H/9.0 IP (6.81)
- Had four double-digit strikeout starts, T-5th-most in MLB, and joined Shane Bieber as the only pitchers to strike out 10 or more in consecutive games multiple times
- His 12.11 SO/9.0 IP and 33.2% strikeout rate were both the highest ever by a Phillies starter with at least 70.0 IP in a season





- Became the fifth home-grown Phillies pitcher to make three consecutive Opening Day starts for the club, joining Brett Myers (3), Chris Short (4), Robin Roberts (12) and Grover Cleveland Alexander (4)
- Posted a 2.40 ERA (15 ER, 56.1 IP) through nine starts (through 9/11), the 9th-lowest among ML starters in that span
- Tied a career-high 12 strikeouts on 8/5 vs NYY (gm 2)
- On 8/10 vs ATL, recorded double-digit strikeouts in consecutive games for the second time in his career
- Had a 15.0-inning scoreless streak from 8/10-21 and an 11.0-inning scoreless streak, 8/26-9/1
- Had 40 strikeouts to seven walks in his first five starts
- Had a streak of 21.0 consecutive scoreless innings pitched at home from the second inning on 8/10 vs ATL through 9/1 vs WSH
- On 9/1 vs WSH, earned his 33rd win at home in his 50th decision, tying Steve Carlton's franchise record for most wins at home through 50 career decisions
- On 9/11 at MIA (gm 1), became just the second player since the current mound distance was established in 1893 to throw a shutout of 7.0 IP or fewer with 10 or more strikeouts, joining Vida Blue on 4/9/71 vs KC
- His complete game on 9/11 at MIA was the first of his career in his 136th start and his second came two starts later on 9/22 at WSH (gm 1)
- Became the first Phillie with a 7.0-inning or fewer complete game since Roy Halladay on 4/19/13 vs STL, the final of his career
- Went 3-1 with a 2.50 ERA (11 ER, 39.2 IP) in six home starts, and posted a 1.57 ERA (6 ER, 34.1 IP) in his first five home starts
- Had a streak of 12 straight Interleague starts allowing two or fewer runs end on 9/27 at TB; it was the longest ever by a NL starter and 2nd-longest in Interleague history behind Johan Santana's 13-game streak (6/7/02-6/8/05, but allowed 3 R in a relief app in between)
- From the fourth inning on in his starts, posted a 1.77 ERA (7 ER, 36.2 IP)

## 2019

- Among NL starters, was T-1st in starts (34), 4th in IP (202.1) and T-7th in SO (229)
- His 229 strikeouts were a career high
- Became just the ninth Phillie (and the youngest of them at age 26) to have multiple 200-strikeout seasons in his career
- Has two of the four 200-strikeout seasons by Phillies age 26 or younger since 1912, joining Cole Hamels in 2010 and Brett Myers in 2005
- Secured two of the top 10 highest strikeout totals ever by a Phillies RHP, and is just the fourth different pitcher on the list (Curt Schilling, Jim Bunning, Grover Cleveland Alexander)
- Was a finalist for the Rawlings Gold Glove Award
- Made his second career and second consecutive Opening Day start
- At 25 years, 297 days, became the youngest Phillie to make consecutive Opening Day starts since 1963 (Art Mahaffey) and only the ninth pitcher who began his career with the Phillies to make consecutive Opening Day starts
- Had a franchise-record 34 straight starts allowing four runs or fewer end on 4/3 at WSH
- Made his 100th career start on 5/1 vs DET, becoming just the 58th pitcher to make 100 career starts for the Phillies
- His 3.46 ERA through 100 starts was 4th among Phillies since 1912, when earned runs became an official NL stat, trailing Eppa Rixey (2.56), Erskine Mayer (2.79) and Robin Roberts (3.33)

- Tied a career-high 12 strikeouts on 5/18 vs COL, doing so in 6.0 IP
- His six-game win streak to start the season tied a career best and he was the first Phillie to start his season 6-0 since 2001 (Omar Daal)
- Carried a no-hitter through 5.0 IP on 6/27 vs NYM and became the first Phillie with consecutive 10-strikeout games since 2015 (Jerad Eickhoff)
- Had a 22.0-inning scoreless streak, 6/21-7/7, the longest by a Phillie since he himself had a career-long 23.0-inning streak in 2016
- Posted a 2.21 ERA (23 ER, 93.2 IP) over 14 starts, 6/21-8/30, and a 1.91 mark (13 ER, 61.1 IP) in nine starts, 6/21-8/3
- Struck out his 200th batter of the season, 9/4 at CIN
- Went 2-0 with a 1.60 ERA (6 ER, 33.2 IP) in five Interleague starts
- Had a 2.91 ERA (38 ER, 117.1 IP) in 19 starts at home

## NOLA'S RANKINGS AMONG NL PITCHERS SINCE 2018

- 1st** in starts (143)
- 1st** in innings pitched (871.2)
- T-1st** in shutouts (3)
- 2nd** in strikeouts (1007)
- 2nd** in wins (54)
- 3rd** in complete games (5)
- 4th** in fWAR (21.6)
- 8th** in WHIP (1.11)\*
- 8th** in SO/BB (4.40)\*

\*min. 500.0 IP

## 2018

- Finished 3rd in NL Cy Young Award voting, behind only Jacob deGrom and Max Scherzer
- Among all ML starters, ranked 1st in bWAR (10.5), 4th in ERA (2.37), T-4th in starts (33) & quality starts (25), 5th in IP (212.1) & OPP OPS (.570), 6th in OPP SLG (.311), 7th in WHIP (0.97), T-7th in wins (17), 8th in SO (224), OPP AVG (.197) & HR/9.0 IP (0.72), 9th in pitches/IP (15.1) and T-10th in win % (.739)
- Among all single-season performances by a Phillies pitcher, ranked 2nd in OPP AVG, 3rd in OPP OPS, 5th in WHIP, T-6th in quality starts, 14th in SO and T-14th in ERA
- Finished 2nd in the NL in ERA behind deGrom
- Named to his first career NL All-Star team, becoming the first Phillies starter to be named to the team since 2013 (Cliff Lee)
- His 224 strikeouts were 2nd-most ever by a Phillies pitcher age 25 or younger, trailing Grover Cleveland Alexander's 227 in 1911
- Joined Steve Carlton (4 times), Curt Schilling (3 times), Jim Bunning (2 times), Cliff Lee and Chris Short as the only Phillies with six double-digit strikeout games in a season since the current mound distance was established in 1893
- Became the fourth Phillies RHP (and seventh pitcher overall) to accrue 224 strikeouts in a season, joining Bunning (3x), Alexander (2x) and Schilling (2x)
- Joined Roy Halladay (2.35) in 2010 as the only qualifying Phillies pitchers since 1993 with an ERA under 2.40
- His bWAR of 10.5 was the most by any pitcher in baseball since 2002 (Randy Johnson, 10.7), most by a Phillies pitcher since 1972 (Steve Carlton, 12.1) and T-7th-highest ever by a Phillies pitcher
- Joined Walter Johnson (1910, 1912-13), Dwight Gooden (1985) and Hal Newhouser (1945) as the only pitchers in baseball with a 10.5 or higher bWAR in their age-25 or younger season (age on 6/30) in the modern era (since 1900)
- Made his first career Opening Day start on 3/29 at ATL at 24 years, 298 days old, becoming the club's youngest Opening Day starter since Dennis Bennett in 1964 (24 years, 192 days old)

- Had a 14.1-inning scoreless streak, 4/27-5/8
  - Allowed three earned runs or fewer in 13 straight starts, 9/7/17-5/13/18
  - Carried a no-hitter through 6.2 innings, 5/26 vs TOR, the longest no-hit bid of his career; retired 18 straight at one point and struck out 10
  - Posted a 1.80 ERA (8 ER, 40.0 IP) with 46 SO and a 0.90 WHIP in May
  - Had a 40.0-inning streak without allowing a home run, 6/17-7/24; allowed only eight home runs in his first 22 starts (176.0 IP)
  - Had a 2.18 ERA and 0.93 WHIP by the end of May, becoming the third Phillie that low in both categories since the NL began recording ER in 1912 (min. 10 starts)
  - Reached 500 career strikeouts in 480.0 IP, becoming the fastest Phillie to that mark
  - Joined Steve Carlton (2.14 ERA, 155 SO in 1980) as the only Phillies pitchers with an ERA of 2.30 or lower and 130 or more strikeouts by the All-Star break
  - Was the youngest Phillies starting pitcher to be selected as an All-Star since Cole Hamels in 2007 (23 years old)
  - His 2.236 ERA through his first 25 starts was the lowest ERA by a Phillie through his first 25 starts since 1964 (Short, 1.97)
  - Went 3-0, 1.06 ERA (4 ER, 34.0 IP) and 35 SO in August, posting the 3rd-best ERA in MLB that month
  - Had a 17.0-inning scoreless streak, 8/17-28
  - Won his first nine home decisions, joining Tommy Greene (10, 1993) as the only Phillies starters to do so since at least 1908
  - His 17 straight home starts allowing three or fewer runs (8/28/17-8/28/18) was the 2nd-longest streak in Phillies history since 1893 (longest: 19, Bunning)
  - Posted a 1.50 ERA (8 ER, 48.0 IP) over his final seven road starts (7/9-end of season), the lowest mark in baseball in that stretch
  - In his final start, set a Phillies franchise record (since 1908) with his 37th consecutive start allowing four runs or fewer
  - His 224 strikeouts were most by a Phillie since Cliff Lee had 238 in 2011 and his 17 wins were tied for the most by a Phillie since Roy Halladay won 19 in 2011
  - In 18 starts following a Phillies loss, went 10-3 with a 2.17 ERA (28 ER, 116.1 IP)
  - Posted a 2.14 ERA (29 ER, 122.0 IP) in 19 starts against the NL East
  - Held LHH to a .187 AVG (70-375), the lowest mark among all ML pitchers and lowest by a Phillies pitcher since the data began to be tracked in 1974
  - Made 19 starts against the NL East, joining Jeremy Hellickson (2016) as the only Phillies with as many division starts since 1989
- 2017**
- Ranked 8th among NL starters in SO/9.0 IP (9.86), 9th in SO rate (26.6%) & first pitch strike % (64.4) and 10th in SO/BB (3.71)
  - Had the most SO ever by a Phillies pitcher who made fewer than 30 starts in a season
  - Did not allow a HR until the third inning of his third start, capping a 31.0-inning homerless streak over parts of seven games, 7/2/16-4/20/17
  - Was on the 10-day IL with a lower back strain, 4/24 (retro to 4/21)-5/20; made two rehab starts for Lehigh Valley (AAA)
  - His 17.0-inning scoreless streak, 6/27-7/8, was the longest by a Phillies starter during the season
  - Allowed two or fewer ER and struck out seven or more in seven straight starts, 6/22-7/26, becoming the only Phillies pitcher to do so since ER began to be recorded in 1912
- Had his first career 10-SO game, 7/26 vs HOU
  - Had 10 straight starts with two or fewer runs allowed (6/22-8/12), the longest such streak by a Phillie since the current mound distance was established in 1893
  - Went 6-2 with a 1.71 ERA (13 ER, 68.1 IP), 1.00 WHIP (19 BB, 49 H), 78 SO and .196 OPP AVG in 10 starts, 6/22-8/12
  - Did not allow a home run in 27.0 consecutive innings in parts of five starts, 7/21-8/12
  - Went 3-1 with a 1.32 ERA (5 ER, 34.0 IP) and 43 SO in five July starts, his lowest ERA in any month of his career; ranked 3rd among ML starters in ERA in July behind Clayton Kershaw (0.47) and Chris Sale (1.04)
  - Averaged 9.86 SO/9.0 IP (184 SO, 168.0 IP), becoming the second qualifying Phillie with a SO/9.0 IP that high (other: Curt Schilling, 11.29 in 1997 and 10.05 in 1998)
  - His 2.98 home ERA (31 ER, 93.2 IP) was 7th-best among NL starters and was the 5th-lowest home ERA in a season by a Phillies starter in the history of Citizens Bank Park, trailing only Cliff Lee (1.94 in 2011), Roy Halladay (2.21 in 2010 & 2.48 in 2011) and Cole Hamels (2.64 in 2011)
  - Led team in ERA (3.54), wins (12), starts (27), innings (168.0) and SO (184)
  - Allowed two ER or fewer in 18 of his 27 starts and struck out at least eight batters in 11 starts
- 2016**
- Made his first career Opening Day roster
  - Posted a 2.65 ERA and 0.99 WHIP over his first 12 starts, 4/6-6/5
  - His 0.85 WHIP was the lowest of any Phillies starting pitcher through their first seven starts of a season since 1998 (Curt Schilling, 0.84)
  - Had a career-best 23.0-inning scoreless streak, 4/22-5/8, tied for the longest in the NL
  - Had nine consecutive quality starts, 4/22-6/5, the longest streak by a Phillie since Cole Hamels had 10 straight in 2013
  - In six starts against NL Central teams, went 4-1, 2.13 ERA (9 ER, 38.0 IP)
  - Through his first 25 career starts, posted a 3.12 ERA (54 ER, 155.2 IP), 1.09 WHIP and held opposing hitters to a .232 AVG
  - Was placed on the 15-day IL on 8/3 (retro to 7/29) with a right elbow strain; was transferred to the 60-day IL on 8/17 and missed the remainder of the season

### NOLA'S DOUBLE-DIGIT STRIKEOUT GAMES

|    |                       |
|----|-----------------------|
| 12 | 5/8/18 vs SF          |
| 12 | 5/18/19 vs COL        |
| 12 | 8/5/20 vs NYY (gm 2)  |
| 12 | 6/25/21 at NYM (gm 1) |
| 11 | 9/13/17 vs MIA        |
| 11 | 8/17/18 vs NYM        |
| 11 | 9/2/18 vs CHI         |
| 11 | 6/30/21 vs MIA        |
| 11 | 8/20/21 at SD         |
| 11 | 8/25/22 vs CIN        |
| 10 | 7/26/17 vs HOU        |
| 10 | 5/26/18 vs TOR        |
| 10 | 6/12/18 vs COL        |
| 10 | 7/9/18 at NYM         |
| 10 | 6/21/19 vs MIA        |
| 10 | 6/27/19 vs NYM        |
| 10 | 8/3/19 vs CWS         |
| 10 | 8/10/20 vs ATL        |
| 10 | 9/6/20 at NYM         |
| 10 | 9/11/20 at MIA (gm 1) |
| 10 | 4/18/21 vs STL        |
| 10 | 5/4/21 vs MIL         |
| 10 | 9/12/21 vs COL        |
| 10 | 5/26/22 at ATL        |
| 10 | 6/24/22 at SD         |
| 10 | 7/17/22 at MIA        |
| 10 | 9/6/22 vs MIA         |

\*Ranks 4th in franchise history in double-digit strikeouts games (27)

## 2015

- Began the season with Reading (AA)
- Went 7-2, 1.50 ERA (12 ER, 72.0 IP) over his final 11 starts for Reading, 4/17-6/13
- Named Phillies Minor League Pitcher of the Week, 5/4-10, and Pitcher of the Month for May (4-1, 1.35 ERA, 6 ER, 40.0 IP, 32 SO, 5 BB)
- Promoted to Lehigh Valley on 6/15
- Won each of his first three starts while posting a 1.53 ERA (3 ER, 17.2 IP) over that stretch
- Selected to participate in the All-Star Futures Game for Team USA, but did not pitch
- Had his contract selected and made his ML debut, 7/21 vs TB (L, 6.0 IP, 5 H, R, ER, HR, BB, 6 SO)
- Was the first player drafted by the Phillies to make his ML debut the very next season since Pat Combs in 1989
- Had a 13.0-inning scoreless streak, 8/18-28, the longest by a Phillies rookie since 2011 (Vance Worley, 14.0 IP)
- Pitched 8.0 scoreless innings, 8/23 at MIA
- In seven starts against NL East teams, went 3-1, 3.29 ERA
- The Phillies won seven of his first 10 starts and overall went 7-6 in the 13 games he started

## 2014

- Began his pro career with Clearwater (A)
- Held opponents to just four hits in 33 AB with runners on base (.121 AVG)
- Went 2-2, 2.25 ERA (7 ER, 28.0 IP) over his final six games after he allowed four ER in 2.1 IP in his professional debut
- Did not allow a walk in 19.0 consecutive innings, 7/1-19
- Allowed just one hit over 5.0 scoreless innings in his first pro win, 7/6 at Brevard County
- Promoted to Reading on 8/4

- Earned the win in his double-A debut, 8/6 vs Harrisburg (5.0 IP, ER, BB, 4 SO)
- Following the season, was named the No. 2 prospect in the Phillies minor league system by *Baseball America*
- Participated in Florida Instructional League

## PERSONAL

Aaron Michael Nola... Married Hunter Harrington (12/31/22)... 2011 graduate of Catholic High School (LA)... Named Class 5A State Player of the Year and voted "Mr. Baseball" for the state of Louisiana during his senior season... Attended Louisiana State University... Honored as the 2014 National Pitcher of the Year by the College Baseball Foundation... In 2014 was a Golden Spikes Award finalist, named First-Team All-American, SEC Pitcher of the Year and First-Team All-SEC... Older brother Austin is a catcher for SD... Was the 2020 Phillies Community Service Award winner and club nominee for the Roberto Clemente Award... Serves as the ambassador for the Phans Feeding Families campaign, a ballpark-wide initiative with Citizens Bank and the Phillies to raise money and collect food for Philabundance... Has also made \$15,000 in contributions to Philabundance and \$20,000 to Team Red, White & Blue... Active with the ALS Association by supporting Philadelphia and Baton Rouge Chapter events... Supports Philadelphia Futures' high school mentoring program by hosting the annual Get in the Game Celebrity Bowling Tournament... Participates in Shred Hate initiative to end bullying in Philadelphia schools... During the COVID-19 pandemic, launched "Cheers PA," a virtual fundraiser providing immediate emergency funds for the Hospitality Assistance Response of Pennsylvania (HARP)... **Hobbies:** Hunting and fishing... **Signed by:** Mike Stauffer

## AARON NOLA'S CAREER STATISTICS

| YEAR                 | CLUB           | W-L          | ERA         | G          | GS         | CG       | SHO      | SV       | IP            | H           | R          | ER         | HR         | HB        | BB         | SO          | WP        | BK       | AVG         |
|----------------------|----------------|--------------|-------------|------------|------------|----------|----------|----------|---------------|-------------|------------|------------|------------|-----------|------------|-------------|-----------|----------|-------------|
| 2014                 | Clearwater     | 2-3          | 3.16        | 7          | 6          | 0        | 0        | 0        | 31.1          | 24          | 12         | 11         | 4          | 0         | 5          | 30          | 1         | 0        | .214        |
|                      | Reading        | 2-0          | 2.63        | 5          | 5          | 0        | 0        | 0        | 24.0          | 25          | 7          | 7          | 4          | 0         | 5          | 15          | 0         | 0        | .272        |
| 2015                 | Reading        | 7-3          | 1.88        | 12         | 12         | 0        | 0        | 0        | 76.2          | 59          | 17         | 16         | 4          | 3         | 9          | 59          | 0         | 0        | .219        |
|                      | Lehigh Valley  | 3-1          | 3.58        | 6          | 6          | 0        | 0        | 0        | 32.2          | 38          | 14         | 13         | 3          | 0         | 9          | 33          | 0         | 0        | .288        |
|                      | PHILLIES       | 6-2          | 3.59        | 13         | 13         | 0        | 0        | 0        | 77.2          | 74          | 31         | 31         | 11         | 2         | 19         | 68          | 0         | 0        | .251        |
| 2016                 | PHILLIES       | 6-9          | 4.78        | 20         | 20         | 0        | 0        | 0        | 111.0         | 116         | 68         | 59         | 10         | 6         | 29         | 121         | 2         | 0        | .264        |
| 2017                 | PHILLIES       | 12-11        | 3.54        | 27         | 27         | 0        | 0        | 0        | 168.0         | 154         | 67         | 66         | 18         | 2         | 49         | 184         | 1         | 0        | .241        |
|                      | Lehigh Valley+ | 1-0          | 0.87        | 2          | 2          | 0        | 0        | 0        | 10.1          | 6           | 1          | 1          | 0          | 0         | 1          | 10          | 0         | 0        | .167        |
| 2018                 | PHILLIES       | 17-6         | 2.37        | 33         | 33         | 0        | 0        | 0        | 212.1         | 149         | 57         | 56         | 17         | 7         | 58         | 224         | 4         | 1        | .197        |
| 2019                 | PHILLIES       | 12-7         | 3.87        | 34         | #34        | 0        | 0        | 0        | 202.1         | 176         | 91         | 87         | 27         | 11        | 80         | 229         | 3         | 0        | .233        |
| 2020                 | PHILLIES       | 5-5          | 3.28        | 12         | 12         | #2       | 1        | 0        | 71.1          | 54          | 31         | 26         | 9          | 2         | 23         | 96          | 1         | 0        | .205        |
| 2021                 | PHILLIES       | 9-9          | 4.63        | 32         | 32         | 1        | 1        | 0        | 180.2         | 165         | 95         | 93         | 26         | 9         | 39         | 223         | 0         | 1        | .237        |
| 2022                 | PHILLIES       | 11-13        | 3.25        | 32         | 32         | 2        | #1       | 0        | 205.0         | 168         | 75         | 74         | 19         | 9         | 29         | 235         | 2         | 0        | .219        |
| <b>Minors Totals</b> |                | <b>15-7</b>  | <b>2.47</b> | <b>32</b>  | <b>31</b>  | <b>0</b> | <b>0</b> | <b>0</b> | <b>175.0</b>  | <b>152</b>  | <b>51</b>  | <b>48</b>  | <b>15</b>  | <b>3</b>  | <b>29</b>  | <b>147</b>  | <b>1</b>  | <b>0</b> | <b>.237</b> |
| <b>ML</b>            | <b>Totals</b>  | <b>78-62</b> | <b>3.60</b> | <b>203</b> | <b>203</b> | <b>5</b> | <b>3</b> | <b>0</b> | <b>1228.1</b> | <b>1056</b> | <b>515</b> | <b>492</b> | <b>137</b> | <b>48</b> | <b>326</b> | <b>1380</b> | <b>13</b> | <b>2</b> | <b>.229</b> |

# Tied for league lead  
+ Rehab assignment

## NOLA'S WILD CARD SERIES STATISTICS

| YEAR | CLUB, OPP | W-L | ERA  | G | GS | CG | SHO | SV | IP  | H | R | ER | HR | HB | BB | SO | WP | BK | AVG  |
|------|-----------|-----|------|---|----|----|-----|----|-----|---|---|----|----|----|----|----|----|----|------|
| 2022 | PHI, STL  | 1-0 | 0.00 | 1 | 1  | 0  | 0   | 0  | 6.2 | 4 | 0 | 0  | 0  | 0  | 1  | 6  | 0  | 0  | .167 |

## NOLA'S DIVISION SERIES STATISTICS

| YEAR | CLUB, OPP | W-L | ERA  | G | GS | CG | SHO | SV | IP  | H | R | ER | HR | HB | BB | SO | WP | BK | AVG  |
|------|-----------|-----|------|---|----|----|-----|----|-----|---|---|----|----|----|----|----|----|----|------|
| 2022 | PHI, ATL  | 1-0 | 0.00 | 1 | 1  | 0  | 0   | 0  | 6.0 | 5 | 1 | 0  | 0  | 0  | 2  | 6  | 0  | 0  | .208 |

## NOLA'S LEAGUE CHAMPIONSHIP SERIES STATISTICS

| YEAR | CLUB, OPP | W-L | ERA   | G | GS | CG | SHO | SV | IP  | H | R | ER | HR | HB | BB | SO | WP | BK | AVG  |
|------|-----------|-----|-------|---|----|----|-----|----|-----|---|---|----|----|----|----|----|----|----|------|
| 2022 | PHI, SD   | 0-1 | 11.57 | 1 | 1  | 0  | 0   | 0  | 4.2 | 7 | 6 | 6  | 2  | 0  | 0  | 6  | 0  | 0  | .333 |

## NOLA'S WORLD SERIES STATISTICS

| YEAR | CLUB, OPP | W-L | ERA  | G | GS | CG | SHO | SV | IP  | H  | R | ER | HR | HB | BB | SO | WP | BK | AVG  |
|------|-----------|-----|------|---|----|----|-----|----|-----|----|---|----|----|----|----|----|----|----|------|
| 2022 | PHI, HOU  | 0-1 | 8.64 | 2 | 2  | 0  | 0   | 0  | 8.1 | 13 | 8 | 8  | 2  | 1  | 2  | 9  | 0  | 0  | .351 |

## NOLA'S ALL-STAR GAME STATISTICS

| YEAR | CLUB, SITE | W-L | ERA  | G | GS | CG | SHO | SV | IP  | H | R | ER | HR | HB | BB | SO | WP | BK | AVG  |
|------|------------|-----|------|---|----|----|-----|----|-----|---|---|----|----|----|----|----|----|----|------|
| 2018 | NL, WSH    | 0-0 | 0.00 | 1 | 0  | 0  | 0   | 0  | 1.0 | 1 | 0 | 0  | 0  | 0  | 0  | 2  | 0  | 0  | .250 |

## NOLA'S CAREER TRANSACTIONS

- Selected by Toronto Blue Jays in 22nd round of 2011 MLB Draft, but did not sign
- Selected by Philadelphia in 1st round (7th overall) of 2014 MLB Draft
- On injured list with a right elbow strain, July 29, 2016 through the remainder of the season
- On injured list with a lower back strain, April 21-May 20, 2017; included rehab assignment to Lehigh Valley, May 10-20
- On COVID-related injured list, July 11-19, 2021

## NOLA'S CAREER FIELDING

| POSITION | PCT  | G   | PO | A   | E | TC  | DP |
|----------|------|-----|----|-----|---|-----|----|
| Pitcher  | .971 | 203 | 69 | 131 | 6 | 206 | 7  |

## NOLA'S GAME HIGHS

**LOW-HIT CG:** 2 – 4/18/21 vs STL... **SHUTOUTS:** 3 – last: 8/25/22 vs CIN... **STRIKEOUTS:** 12 – 4 times, last: 6/25/21 at NYM (gm 1)... **WALKS:** 5 – 2 times, last: 9/17/20 vs NYM... **LONGEST OUTING:** 9.0 inn. – 2 times, last: 8/25/22 vs CIN... **WINNING STREAK:** 6 games – 2 times, last: 3/28-5/29/19... **LOSING STREAK:** 5 games – 6/11-7/23/16... **SCORELESS STREAK:** 23.0 inn. – 4/22-5/8/16





## JHAILYN ORTIZ

Outfielder

89

@jhailynortiz

**B-T:** R-R

**HT:** 6-3; **WT:** 255

**OPENING DAY AGE:** 24

**BORN:** November 18, 1998, Jarabacoa, DR

**RESIDES:** Constanza, DR

**HOW OBTAINED:** Signed by Phillies as an amateur free agent, 7/9/15

### 2022

- Spent the season with Reading (AA)
- Set career highs in games (119), runs (67), hits (106), doubles (25), walks (43), stolen bases (9) and extra-base hits (44)
- Named Eastern League Player of the Week, 5/9-15
- Homered off Max Scherzer, who was making a rehab appearance for Binghamton on 6/22
- Slashed .341/.432/.488 over 22 games in July
- Hit two grand slams and posted a 1.203 OPS with the bases loaded
- Following the season, played for Surprise in the Arizona Fall League
- Was rated as having the best outfield arm in the Phillies system by *Baseball America* following the season

### 2021

- Led all Phillies minor league players with 23 HR and was T-1st in HBP (12)
- Selected as the designated hitter for the High-A East All-Star team
- Was T-8th in HBP (10) among High-A East hitters
- Named an Organization All-Star by MiLB.com
- Began the season with Jersey Shore (A) and was promoted to Reading on 7/31
- Batted .250 (85-340) with an .834 OPS in 95 combined games
- Slugged 14 HR over a 25-game span from 6/29-7/27 while playing for Jersey Shore
- Named Phillies Minor League Co-Hitter of the Month for July
- Defensively, started in all three OF spots
- Was on the IL with a right oblique strain, 8/25-end of season
- Following the season, was rated as the best power hitter and as having the best outfield arm in the Phillies minor league system, according to *Baseball America*

### 2020

- Did not play
- Participated in Florida Instructional League

### 2019

- Spent entire season with Clearwater (A)
- Ranked 2nd in the Florida State League in HR (19) and 4th in RBI (65)
- His 14 OF assists ranked T-2nd in the FSL
- Named FSL Player of the Week and Phillies Minor League Player of the Week, 6/17-23
- Defensively, made starts in LF (8), CF (13) and RF (68)
- Following the season, was rated as having the best outfield arm and as being the best power hitter in the Phillies minor league system by *Baseball America*

### 2018

- Spent entire season with Lakewood (A)
- Named Phillies Minor League Player of the Week and South Atlantic League Player of the Week, 6/4-10
- Was on the IL, 4/24-5/20 (left shoulder strain)
- Homered in Game 1 of the SAL Championship Series, 9/10 at Lexington
- Participated in FIL

### 2017

- Spent entire season with Williamsport (A)
- Selected as a New York-Penn League All-Star
- Was 1st in the NYPL in SLG (did not originally qualify, but officially won SLG title with adjusted mark of .503), 3rd in XBH (24), T-3rd in HR (8), T-5th in doubles (15) and T-10th in RBI (30)
- Twice named Phillies Minor League Player of the Week: 7/3-9 and 7/24-30
- Selected as Phillies Minor League Hitter of the Month for July
- Hit .342 (27-79) with 8 2B, 3B, 5 HR, 19 RBI and a 1.094 OPS in 23 July games
- Homered in consecutive games, 7/28-29
- Batted .396 (19-48) against LHP
- Following the season, was named the No. 7 prospect in the Phillies minor league system by *Baseball America*
- Participated in FIL



**2016**

- Began professional career with Gulf Coast League Phillies (R)
- Ranked 3rd in the GCL in HR (8)
- Homered four times and drove in 13 runs in his first 11 pro games
- Was 14-for-40 (.350 AVG) with seven XBH against LHP
- Participated in FIL

**2015**

- Participated in FIL
- Ranked as the top international prospect for the year by MLB.com

**PERSONAL**

Jhailyn David Ortiz (pronounced JAY-lin)... **Signed by:** Sal Agostinelli

**JHAILYN ORTIZ'S CAREER STATISTICS**

| YEAR                 | CLUB         | AVG         | G          | AB          | R          | H          | 2B        | 3B       | HR        | RBI        | SH       | SF        | HP        | BB         | SO         | SB        | CS        | OBP         | SLG         | OPS         | E         |
|----------------------|--------------|-------------|------------|-------------|------------|------------|-----------|----------|-----------|------------|----------|-----------|-----------|------------|------------|-----------|-----------|-------------|-------------|-------------|-----------|
| 2016                 | GCL Phillies | .231        | 47         | 173         | 29         | 40         | 9         | 1        | 8         | 27         | 0        | 0         | 7         | 17         | 53         | 8         | 2         | .325        | .434        | .759        | 3         |
| 2017                 | WilliamSPORT | .302        | 47         | 159         | 27         | 48         | 15        | 1        | 8         | 30         | 0        | 1         | 9         | 18         | 47         | 5         | 1         | .401        | *.560       | .961        | 3         |
| 2018                 | Lakewood     | .225        | 110        | 405         | 51         | 91         | 18        | 2        | 13        | 47         | 0        | 5         | 9         | 35         | 148        | 2         | 2         | .297        | .375        | .673        | 11        |
| 2019                 | Clearwater   | .200        | 115        | 430         | 57         | 86         | 15        | 3        | 19        | 65         | 0        | 4         | 8         | 36         | 149        | 2         | 3         | .272        | .381        | .653        | 0         |
| 2020                 | Did not play |             |            |             |            |            |           |          |           |            |          |           |           |            |            |           |           |             |             |             |           |
| 2021                 | Jersey Shore | .262        | 74         | 263         | 52         | 69         | 11        | 0        | 19        | 48         | 0        | 0         | 10        | 29         | 86         | 4         | 1         | .358        | .521        | .878        | 5         |
|                      | Reading      | .208        | 21         | 77          | 7          | 16         | 1         | 0        | 4         | 6          | 0        | 0         | 2         | 9          | 27         | 0         | 0         | .307        | .377        | .683        | 2         |
| 2022                 | Reading      | .237        | 119        | 448         | 67         | 106        | 25        | 2        | 17        | 61         | 0        | 2         | 12        | 43         | 165        | 9         | 2         | .319        | .415        | .734        | 10        |
| <b>Minors Totals</b> |              | <b>.233</b> | <b>533</b> | <b>1955</b> | <b>290</b> | <b>456</b> | <b>94</b> | <b>9</b> | <b>88</b> | <b>284</b> | <b>0</b> | <b>12</b> | <b>57</b> | <b>187</b> | <b>675</b> | <b>30</b> | <b>11</b> | <b>.317</b> | <b>.426</b> | <b>.743</b> | <b>34</b> |

\* League leader

**ORTIZ'S CAREER TRANSACTIONS**

- Signed by Philadelphia as an amateur free agent, July 9, 2015





## LUIS ORTIZ

Right-Handed Pitcher

56

**B-T:** R-R

**HT:** 6-3; **WT:** 257

**OPENING DAY AGE:** 27

**BORN:** September 22, 1995, Sanger, CA

**RESIDES:** Fresno, CA

**ML SERVICE:** 58 days

**HOW OBTAINED:** Claimed off waivers from San Francisco Giants, 11/9/22

### 2022

- Spent the majority of the season with Sacramento (AAA) in SF's minor league system
- Averaged 9.62 SO/9.0 IP (72 SO, 67.1 IP) with Sacramento
- Had his contract selected by SF on 9/7 and appeared in six games in two stints over the remainder of the season
- Pitched more than 1.0 inning in four of his six ML appearances, and five of his six appearances were scoreless

### 2021

- Spent entire season with Round Rock (AAA) after being signed back by TEX as a minor league free agent
- Averaged 9.21 SO/9.0 IP (44 SO, 43.0 IP)
- Was used primarily as a reliever, but also made four starts
- Held RHH to a .239 AVG (22-92)

### 2020

- Did not pitch

### 2019

- Spent the majority of the season with Norfolk (AAA)
- Made one appearance in two stints with BAL
- Struck out Andrew Benintendi on 6/14 vs BOS for his first ML strikeout
- On 7/4, while with Norfolk, was placed on the IL with a right forearm strain and made just one more appearance in a rehab game with the Gulf Coast League Orioles (R) on 8/15

### 2018

- Played for U.S. Team in the All-Star Futures Game at Nationals Park
- Attended ML spring training with MIL as a non-roster invitee
- Began season with Biloxi (AA)
- Was traded to BAL on 7/31 and assigned to Norfolk
- Had his contract selected by BAL on 9/4
- Made his ML debut on 9/7 at TB in relief
- Made his first ML start on 9/14 vs CWS

### 2017

- Spent entire season with Biloxi
- His 20 starts were 2nd on the club
- Was on the IL, 6/9-25, with a right hamstring strain
- Following the season, was named the No. 4 prospect in MIL's system by *Baseball America*

### 2016

- Began season with High Desert (A)
- Promoted to Frisco (AA) on 5/20
- On the IL, 7/17-28, with a right hip strain
- Traded to MIL on 8/1 and assigned to Biloxi, where he pitched the remainder of the season
- Between all three teams, combined to go 6-8, 3.08 ERA (31 ER, 90.2 IP) in 22 games (20 starts)
- Following the season, was named the No. 3 prospect in MIL's system by *Baseball America*

### 2015

- Named a South Atlantic League midseason All-Star
- Spent entire season with Hickory (A)
- On the IL, 6/21-8/30, with a right forearm strain
- Following the season, pitched for Surprise in the Arizona Fall League
- Was named the No. 4 prospect in TEX's system by *Baseball America* following the season

### 2014

- Split first pro season between Arizona League Rangers (R) and Hickory
- Combined to post a 1.77 ERA (4 ER, 20.1 IP) in nine games (six starts)

### PERSONAL

Luis Francisco Ortiz... Married, wife's name is Ayleen; has one son, Santiago, and one daughter, Katalaya... 2014 graduate of Sanger High School (CA)... Named 2013 IBAF "AAA" World Cup MVP after serving as closer for the gold medal-winning USA Baseball 18U National Team, earning a win and three saves in five appearances for that squad... **Signed by:** Brian Metzger

## LUIS ORTIZ'S CAREER STATISTICS

| YEAR                 | CLUB          | W-L          | ERA          | G          | GS        | CG       | SHO      | SV       | IP           | H          | R          | ER         | HR        | HB        | BB         | SO         | WP        | BK       | AVG         |
|----------------------|---------------|--------------|--------------|------------|-----------|----------|----------|----------|--------------|------------|------------|------------|-----------|-----------|------------|------------|-----------|----------|-------------|
| 2014                 | AZL Rangers   | 1-1          | 2.03         | 6          | 5         | 0        | 0        | 0        | 13.1         | 12         | 3          | 3          | 0         | 1         | 3          | 15         | 0         | 0        | .240        |
|                      | Hickory       | 0-0          | 1.29         | 3          | 1         | 0        | 0        | 1        | 7.0          | 4          | 1          | 1          | 1         | 0         | 3          | 4          | 0         | 0        | .154        |
| 2015                 | Hickory       | 4-1          | 1.80         | 13         | 13        | 0        | 0        | 0        | 50.0         | 45         | 12         | 10         | 1         | 1         | 9          | 46         | 3         | 1        | .238        |
| 2016                 | High Desert   | 3-2          | 2.60         | 7          | 6         | 0        | 0        | 0        | 27.2         | 23         | 14         | 8          | 4         | 0         | 6          | 28         | 1         | 0        | .221        |
|                      | Frisco        | 1-4          | 4.08         | 9          | 8         | 0        | 0        | 1        | 39.1         | 47         | 25         | 18         | 3         | 5         | 7          | 34         | 3         | 0        | .296        |
|                      | Biloxi        | 2-2          | 1.93         | 6          | 6         | 0        | 0        | 0        | 23.1         | 26         | 7          | 5          | 2         | 0         | 10         | 16         | 2         | 0        | .280        |
| 2017                 | Biloxi        | 4-7          | 4.01         | 22         | 20        | 1        | 1        | 0        | 94.1         | 79         | 42         | 42         | 12        | 4         | 37         | 79         | 6         | 0        | .227        |
| 2018                 | Biloxi        | 3-4          | 3.71         | 16         | 11        | 0        | 0        | 2        | 68.0         | 63         | 31         | 28         | 7         | 4         | 18         | 65         | 3         | 0        | .240        |
|                      | Norfolk       | 2-1          | 3.69         | 6          | 6         | 0        | 0        | 0        | 31.2         | 34         | 13         | 13         | 4         | 1         | 8          | 21         | 1         | 0        | .274        |
|                      | BALTIMORE     | 0-1          | 15.43        | 2          | 1         | 0        | 0        | 0        | 2.1          | 7          | 6          | 4          | 0         | 0         | 3          | 0          | 1         | 0        | .500        |
| 2019                 | Norfolk       | 3-7          | 6.38         | 14         | 14        | 0        | 0        | 0        | 66.1         | 77         | 56         | 47         | 15        | 2         | 31         | 47         | 2         | 0        | .289        |
|                      | BALTIMORE     | 0-1          | 10.80        | 1          | 1         | 0        | 0        | 0        | 3.1          | 4          | 4          | 4          | 2         | 0         | 5          | 3          | 0         | 0        | .308        |
|                      | GCL Orioles   | 0-0          | 0.00         | 1          | 0         | 0        | 0        | 0        | 1.0          | 0          | 0          | 0          | 0         | 0         | 0          | 3          | 0         | 0        | .000        |
| 2020                 | Did not pitch |              |              |            |           |          |          |          |              |            |            |            |           |           |            |            |           |          |             |
| 2021                 | Round Rock    | 2-2          | 4.60         | 28         | 4         | 0        | 0        | 0        | 43.0         | 44         | 23         | 22         | 7         | 2         | 17         | 44         | 0         | 0        | .265        |
| 2022                 | Sacramento    | 4-3          | 4.54         | 35         | 4         | 0        | 0        | 2        | 67.1         | 68         | 38         | 34         | 8         | 3         | 13         | 72         | 1         | 0        | .260        |
|                      | SAN FRANCISCO | 0-0          | 1.04         | 6          | 0         | 0        | 0        | 0        | 8.2          | 5          | 1          | 1          | 0         | 0         | 3          | 6          | 0         | 0        | .167        |
| <b>Minors Totals</b> |               | <b>29-34</b> | <b>3.90</b>  | <b>166</b> | <b>98</b> | <b>1</b> | <b>1</b> | <b>6</b> | <b>532.2</b> | <b>522</b> | <b>265</b> | <b>231</b> | <b>64</b> | <b>23</b> | <b>162</b> | <b>474</b> | <b>22</b> | <b>1</b> | <b>.254</b> |
| <b>AL</b>            | <b>Totals</b> | <b>0-2</b>   | <b>12.71</b> | <b>3</b>   | <b>2</b>  | <b>0</b> | <b>0</b> | <b>0</b> | <b>5.2</b>   | <b>11</b>  | <b>10</b>  | <b>8</b>   | <b>2</b>  | <b>0</b>  | <b>8</b>   | <b>3</b>   | <b>1</b>  | <b>0</b> | <b>.407</b> |
| <b>NL</b>            | <b>Totals</b> | <b>0-0</b>   | <b>1.04</b>  | <b>6</b>   | <b>0</b>  | <b>0</b> | <b>0</b> | <b>0</b> | <b>8.2</b>   | <b>5</b>   | <b>1</b>   | <b>1</b>   | <b>0</b>  | <b>0</b>  | <b>3</b>   | <b>6</b>   | <b>0</b>  | <b>0</b> | <b>.167</b> |
| <b>ML</b>            | <b>Totals</b> | <b>0-2</b>   | <b>5.65</b>  | <b>9</b>   | <b>2</b>  | <b>0</b> | <b>0</b> | <b>0</b> | <b>14.1</b>  | <b>16</b>  | <b>11</b>  | <b>9</b>   | <b>2</b>  | <b>0</b>  | <b>11</b>  | <b>9</b>   | <b>1</b>  | <b>0</b> | <b>.281</b> |

## ORTIZ'S CAREER TRANSACTIONS

- Selected by Texas Rangers in 30th round of 2014 MLB Draft
- Traded to Milwaukee Brewers with Lewis Brinson (of) and Ryan Cordell (of) for Jonathan Lucroy (c) and Jeremy Jeffress (rhp), August 1, 2016
- Traded to Baltimore Orioles with Jonathan Villar (inf) and Jean Carmona (inf) for Jonathan Schoop (inf), July 31, 2018
- Signed by Texas Rangers as a minor league free agent, December 16, 2020
- Signed by San Francisco Giants as a minor league free agent, February 2, 2022
- Claimed off waivers by Philadelphia, November 9, 2022

## ORTIZ'S CAREER FIELDING

| POSITION | PCT   | G | PO | A | E | TC | DP |
|----------|-------|---|----|---|---|----|----|
| Pitcher  | 1.000 | 9 | 1  | 2 | 0 | 3  | 0  |

## ORTIZ'S GAME HIGHS

**LOW-HIT CG:** N/A... **SHUTOUTS:** N/A... **STRIKEOUTS:** 3 – 6/14/19 vs BOS... **WALKS:** 5 – 6/14/19 vs BOS... **LONGEST OUTING:** 3.1 inn. – 6/14/19 vs BOS... **WINNING STREAK:** N/A... **LOSING STREAK:** 2 games – 9/14/18-current... **SCORELESS STREAK:** 4.0 inn. – 9/16/22-current



# ANDREW PAINTER

Right-Handed Pitcher

76

**B-T:** R-R

**HT:** 6-7; **WT:** 218

**OPENING DAY AGE:** 19

**BORN:** April 10, 2003, Pompano Beach, FL

**RESIDES:** Pompano Beach, FL

**HOW OBTAINED:** Selected by Phillies in 1st round (13th overall) of 2021 MLB Draft

Non-Roster Invitee

## 2022

- Named the Paul Owens Award winner as the best pitcher in the Phillies minor league system
- Named *Baseball America* Minor League Pitcher of the Year and MLB Pipeline Pitcher of the Year
- Selected as an MiLB.com Organization All-Star
- Led all Phillies minor leaguers in strikeouts (155), ERA (1.56, min. 50.0 IP) and WHIP (0.89, min. 50.0 IP) and was T-1st in CG (1) & SHO (1) and 4th in starts (22) & IP (103.2)
- Was the first Phillies minor leaguer with a sub-1.60 ERA and at least 145 strikeouts since Cole Hamels in 2003 and was one of only two minor leaguers to do so in 2022
- Began season with Clearwater (A)
- Struck out 14 batters on 4/23 vs Tampa
- Was promoted to Jersey Shore (A) on 6/6
- Threw his first professional shutout (7.0 IP) on 8/6 vs Hudson Valley, allowing two hits while striking out 11
- Promoted to Reading (AA) on 8/21, where he finished the season
- Struck out 38.7% of the batters he faced (401 BF) and walked only 6.2% (25)
- Averaged 13.46 SO/9.0 IP (103.2 IP)
- Across the three levels, went 6-2 with a 1.56 ERA (18 ER, 103.2 IP), 155 SO, 25 BB, 5 HR and 0.89 WHIP

- Following the season, was named the top prospect in the Phillies minor league system by *Baseball America* and the No. 1 pitching prospect in baseball by MLB.com
- Was also rated as having the best slider and control in the Phillies system by *Baseball America*

## 2021

- Began pro career with Florida Complex League Phillies (R)
- Tossed 6.0 scoreless innings with no walks and struck out 12 of the 21 batters he faced (57.1%)
- Participated in Florida Instructional League
- Following the season, was named the No. 2 prospect in the Phillies system by *Baseball America*

## PERSONAL

Andrew Patrick Painter... 2021 graduate of Calvary Christian Academy (FL)... Named the 2021 Gatorade Florida Baseball Player of the Year and selected as a *Baseball America* High School All-American after going 6-1 with a 0.31 ERA while holding opponents to a .119 AVG during his senior season... Also had 91 strikeouts in 45.1 innings... **Signed by:** Victor Gomez

## ANDREW PAINTER'S CAREER STATISTICS

| YEAR | CLUB                 | W-L        | ERA         | G         | GS        | CG       | SHO      | SV       | IP           | H         | R         | ER        | HR       | HB       | BB        | SO         | WP       | BK       | AVG         |
|------|----------------------|------------|-------------|-----------|-----------|----------|----------|----------|--------------|-----------|-----------|-----------|----------|----------|-----------|------------|----------|----------|-------------|
| 2021 | FCL Phillies         | 0-0        | 0.00        | 4         | 4         | 0        | 0        | 0        | 6.0          | 4         | 0         | 0         | 0        | 0        | 0         | 12         | 0        | 0        | .190        |
| 2022 | Clearwater           | 1-1        | 1.40        | 9         | 9         | 0        | 0        | 0        | 38.2         | 17        | 10        | 6         | 0        | 1        | 16        | 69         | 4        | 1        | .130        |
|      | Jersey Shore         | 3-0        | 0.98        | 8         | 8         | #1       | #1       | 0        | 36.2         | 25        | 7         | 4         | 2        | 1        | 7         | 49         | 1        | 0        | .185        |
|      | Reading              | 2-1        | 2.54        | 5         | 5         | 0        | 0        | 0        | 28.1         | 25        | 8         | 8         | 3        | 2        | 2         | 37         | 0        | 0        | .238        |
|      | <b>Minors Totals</b> | <b>6-2</b> | <b>1.48</b> | <b>26</b> | <b>26</b> | <b>1</b> | <b>1</b> | <b>0</b> | <b>109.2</b> | <b>71</b> | <b>25</b> | <b>18</b> | <b>5</b> | <b>4</b> | <b>25</b> | <b>167</b> | <b>5</b> | <b>1</b> | <b>.181</b> |

# Tied for league lead

## PAINTER'S CAREER TRANSACTIONS

- Selected by Philadelphia in 1st round (13th overall) of 2021 MLB Draft



# MICHAEL PLASSMEYER

Left-Handed Pitcher

49

**B-T:** L-L

**HT:** 6-2; **WT:** 210

**OPENING DAY AGE:** 26

**BORN:** November 5, 1996, St. Louis, MO

**RESIDES:** St. Louis, MO

**ML SERVICE:** 3 days

**HOW OBTAINED:** Acquired from San Francisco Giants for Austin Wynns, 6/8/22

@mg\_plaski\_13  
 @MG\_Plazz13

2023 PHILLIES

## 2022

- Began season with Sacramento (AAA) in SF's system
- Was traded to the Phillies on 6/8 and assigned to Lehigh Valley (AAA), where he posted a 2.41 ERA (22 ER, 82.0 IP) in 16 starts
- Had his contract selected on 8/22
- Made his ML debut on 8/23 vs CIN, working 1.1 scoreless innings; stranded three inherited runners with a strikeout in the sixth inning
- Optioned to Lehigh Valley on 8/23 following his debut
- Was recalled on 10/5 for his second ML stint
- On 10/5 at HOU, recorded 6.0 IP, 9 H, 3 R, 3 ER, BB, 6 SO in relief
- Was the first Phillies reliever with at least 6.0 IP and six strikeouts since Ryan Madson on 5/23/06 at NYM

## 2021

- Began season with Montgomery (AA)
- Was traded to SF on 6/11 and assigned to Richmond (AA)
- Averaged 10.20 SO/9.0 IP (124 SO, 109.1 IP) between the two levels

## 2020

- Did not pitch

## 2019

- Began season with Bowling Green (A) and was promoted to Charlotte (A) on 5/7, where he spent the majority of the season
- Was an MiLB.com Organization All-Star
- Named Florida State League Pitcher of the Week, 7/29-8/4
- Promoted to Durham (AAA), 9/2

## 2018

- Began pro career with Everett (A)
- Was an MiLB.com Organization All-Star
- Following the season, was traded to TB

## PERSONAL

Michael Gene Plasmeyer... Attended University of Missouri... 2015 graduate of De Smet Jesuit High School (MO)... **Signed by:** Ben Collman

## MICHAEL PLASSMEYER'S CAREER STATISTICS

| YEAR                 | CLUB          | W-L          | ERA         | G         | GS        | CG       | SHO      | SV       | IP           | H          | R          | ER         | HR        | HB        | BB        | SO         | WP       | BK       | AVG         |
|----------------------|---------------|--------------|-------------|-----------|-----------|----------|----------|----------|--------------|------------|------------|------------|-----------|-----------|-----------|------------|----------|----------|-------------|
| 2018                 | Everett       | 0-1          | 2.25        | 13        | 12        | 0        | 0        | 0        | 24.0         | 16         | 7          | 6          | 1         | 0         | 4         | 44         | 0        | 0        | .182        |
| 2019                 | Bowling Green | 2-1          | 1.23        | 5         | 5         | 0        | 0        | 0        | 29.1         | 21         | 4          | 4          | 3         | 2         | 7         | 32         | 0        | 1        | .208        |
|                      | Charlotte     | 7-2          | 2.12        | 19        | 18        | 1        | 0        | 0        | 101.2        | 89         | 34         | 24         | 5         | 2         | 16        | 76         | 0        | 1        | .235        |
|                      | Durham        | 0-0          | 0.00        | 1         | 0         | 0        | 0        | 0        | 1.0          | 0          | 0          | 0          | 0         | 0         | 1         | 0          | 0        | .000     |             |
| 2020                 | Did not pitch |              |             |           |           |          |          |          |              |            |            |            |           |           |           |            |          |          |             |
| 2021                 | Montgomery    | 2-1          | 3.64        | 7         | 3         | 0        | 0        | 0        | 29.2         | 28         | 13         | 12         | 4         | 1         | 7         | 33         | 2        | 0        | .241        |
|                      | Richmond      | 3-9          | 5.08        | 16        | 16        | 0        | 0        | 0        | 79.2         | 90         | 51         | 45         | 11        | 3         | 16        | 91         | 1        | 0        | .284        |
| 2022                 | Sacramento    | 0-6          | 7.38        | 11        | 10        | 0        | 0        | 0        | 46.1         | 50         | 39         | 38         | 15        | 9         | 24        | 47         | 1        | 0        | .279        |
|                      | Lehigh Valley | 6-3          | 2.41        | 16        | 16        | 0        | 0        | 0        | 82.0         | 63         | 26         | 22         | 12        | 8         | 23        | 82         | 2        | 0        | .211        |
|                      | PHILLIES      | 0-1          | 3.68        | 2         | 0         | 0        | 0        | 0        | 7.1          | 9          | 3          | 3          | 1         | 0         | 1         | 7          | 0        | 0        | .321        |
| <b>Minors Totals</b> |               | <b>20-23</b> | <b>3.45</b> | <b>88</b> | <b>80</b> | <b>1</b> | <b>0</b> | <b>0</b> | <b>393.2</b> | <b>357</b> | <b>174</b> | <b>151</b> | <b>51</b> | <b>25</b> | <b>97</b> | <b>406</b> | <b>6</b> | <b>2</b> | <b>.241</b> |
| <b>ML</b>            | <b>Totals</b> | <b>0-1</b>   | <b>3.68</b> | <b>2</b>  | <b>0</b>  | <b>0</b> | <b>0</b> | <b>0</b> | <b>7.1</b>   | <b>9</b>   | <b>3</b>   | <b>3</b>   | <b>1</b>  | <b>0</b>  | <b>1</b>  | <b>7</b>   | <b>0</b> | <b>0</b> | <b>.321</b> |

## PLASSMEYER'S CAREER TRANSACTIONS

- Selected by Seattle Mariners in 4th round of 2018 MLB Draft
- Traded to Tampa Bay Rays with Guillermo Heredia (of) and Mike Zunino (c) for Jake Fraley (of) and Mallex Smith (of), November 8, 2018
- Traded to San Francisco Giants for Matt Wisler (rhp) and cash, June 11, 2021
- Traded to Philadelphia for Austin Wynns (c), June 8, 2022

## PLASSMEYER'S CAREER FIELDING

| POSITION | PCT   | G | PO | A | E | TC | DP |
|----------|-------|---|----|---|---|----|----|
| Pitcher  | 1.000 | 2 | 0  | 1 | 0 | 1  | 1  |

## PLASSMEYER'S GAME HIGHS

**LOW-HIT CG:** N/A... **SHUTOUTS:** N/A... **STRIKEOUTS:** 6 – 10/5/22 at HOU... **WALKS:** 1... **LONGEST OUTING:** 6.0 inn. – 10/5/22 at HOU... **WINNING STREAK:** N/A... **LOSING STREAK:** N/A... **SCORELESS STREAK:** 3.1 inn. – 8/23-10/5/22





# J.T. REALMUTO

Catcher

**B-T:** R-R

**HT:** 6-1; **WT:** 212

**OPENING DAY AGE:** 32

**BORN:** March 18, 1991, Del City, OK

**RESIDES:** Choctaw, OK

**ML SERVICE:** 8 years, 38 days

**HOW OBTAINED:** Acquired from Miami Marlins for Jorge Alfaro, Sixto Sánchez, Will Stewart and international bonus pool money, 2/7/19

**CONTRACT STATUS:** Signed a five-year contract, taking him through 2025, on 1/29/21

10

Instagram: @jt\_realmuto  
Twitter: @JTRealmuto

## 2022

- Became only the second catcher in ML history with 20 HR and 20 SB, joining Hall of Famer Ivan Rodriguez (1999)
- Won his third career Louisville Silver Slugger Award and his second Rawlings Gold Glove Award
- Named All-MLB First Team for second time (2019)
- Finished 7th in NL MVP voting
- Led MLB with 1281.2 innings at catcher between the regular season and postseason, which was 240.0 innings more than HOU's Martin Maldonado, who ranked 2nd at 1041.2
- Led MLB with 150 games at catcher, regular season and postseason combined, which was 26 more than Maldonado, who ranked 2nd at 124
- Finished with 6.5 fWAR, which ranks 3rd in MLB history for a catcher aged 31 or older, behind only Hall of Famers Roy Campanella (7.7 in 1953) and Gary Carter (6.7 in 1985)
- Had the 2nd-most putouts (1,151) ever by a major league catcher in a single season, trailing only Yasmani Grandal (1,169 in 2019)
- Set career highs in RBI (84) & GW RBI (13) and tied his career high in GA RBI (18)
- Hit .328 with a .688 SLG against four-seam fastballs
- Slashed .307/.367/.583 in 60 games following the All-Star break after slashing .252/.323/.399 in 79 games before
- Led the NL in fWAR following the All-Star break at 3.7 and ranked 3rd in MLB behind only Aaron Judge (6.6) and Adley Rutschman (3.9)
- Threw out 27 attempted base stealers, most in MLB (next: Keibert Ruiz with 18)
- Led MLB for the fifth straight season with an average pop time to second base of 1.82 seconds
- Per *Baseball Prospectus*, led all MLB catchers in Fielding Runs Above Average (20.5) & Blocking Runs (0.8) and ranked 9th in Framing Runs (10.2)
- Was on the restricted list, 7/12-13
- Hit an inside-the-park HR in Game 4 of the NL Division Series vs ATL (Collin McHugh) on 10/15 and became the first catcher to ever hit an inside-the-park HR during the postseason
- Made his first career World Series appearance in Game 1 on 10/28 at HOU (2-4, 2B, HR, 3 RBI, R, BB)
- Homered against Luis Garcia in the 10th inning in Game 1 and became the fourth ML catcher ever to hit a HR in extra innings during the World Series and first since BOS' Carlton Fisk (walk-off HR in 12th inning) on 10/21/75 vs CIN (Game 6)
- With his HR on 10/28, became the first player in franchise history to hit a HR in extra innings during a World Series game

## REALMUTO PHAST PHACTS

- 3-time NL All-Star (2018-19; 21)
  - 3-time NL Silver Slugger Award winner (2018-19; 22)
  - 2-time NL Gold Glove Award winner (2019; 22)
  - Part of 2018 MLB Japan All-Star Series
  - 2019 All-MLB First Team
  - 2020 All-MLB Second Team
  - 2022 All-MLB First Team
- Became the first player in ML history to hit an inside-the-park HR and an extra-inning HR in the same postseason, according to Elias

## 2021

- Made his third career All-Star team (also: 2018-19) and started at catcher (in place of Buster Posey) for the NL
- Was a finalist for the Rawlings Gold Glove Award and Louisville Silver Slugger Award at catcher
- Among NL catchers, finished 1st in triples (4), T-1st in doubles (23), 2nd in hits (114) & XBH (43), T-2nd in RBI (66), 3rd in AVG (.268) & OPS (.804), 4th in runs (58) & SLG (.453) and 5th in HR (16) & OBP (.351)
- Led qualifying ML catchers in fielding percentage (.999)
- His 4.4 WAR (FanGraphs) ranked 13th among NL position players
- Per *Baseball Prospectus*, led all MLB catchers in Fielding Runs Above Average (14.8) and Framing Runs (13.8) and ranked 3rd in Blocking Runs (0.7)
- Had a career-best 48 walks
- Reached base safely in 12 consecutive games from 4/13 (gm 2)-26
- Walked in a career-high five straight games, 4/17-21
- Was on the COVID-related IL, 5/13
- Was on the 10-day IL, 5/18-28, with a left hand contusion
- Slugged his 100th career HR, 6/6 vs WSH (Tanner Rainey)
- On 7/8 at CHI, had a career-high three walks and became the first Phillies catcher to steal home since Carlos Ruiz did so on 6/26/07 vs CIN
- In the All-Star Game at Coors Field on 7/13, homered off DET's LHP Gregory Soto in the fifth inning; became the first Phillies catcher and the fifth Phillie ever to homer in an ASG, joining Johnny Callison (1964), Dick Allen (1967), Greg Luzinski (1977) and Mike Schmidt (1981)
- Slugged a walk-off HR off Yimi Garcia in the 10th inning on 7/17 vs MIA (game was suspended on 7/17 due to rain and completed on 7/18); was his second career walk-off HR (other: 9/19/17 vs NYM)

- Became the first Phillies player to end the completion of a suspended game with a walk-off HR since Wally Post did so, 9/9/1958 vs LAD (10 inn.)
- Tied his career high with five hits on 8/1 at PIT
- Recorded the 10th walk-off triple by a Phillies player in the Live Ball era (since 1920) on 9/21 vs BAL; it was the first walk-off triple by a Phillies catcher since Walt Lerian on 6/19/28
- Collected three hits and four RBI off the bench on 9/23 vs PIT; since 1901, became just the sixth Phillie to do so (last: Chase Utley, 7/22/04 vs FLA)
- Batted .293 (34-116) with six doubles, one triple, four HR, 52 RBI, 18 walks and an .878 OPS with RISP
- Was 7-for-35 (20.0%) in throwing out attempted base stealers in 118 games (112 starts) at catcher
- Appeared in 16 games (7 starts) at 1st base

## 2020

- Selected to All-MLB Second Team
- Ranked T-8th in the NL in HBP (6) & infield hits (8)
- Among ML catchers, ranked T-1st in HR (11) and T-2nd in RBI (32) & XBH (17)
- Was T-5th in MLB in HR with two strikes (7)
- In the modern era (since 1900), became just the second Phillie whose primary position was catcher to homer five times in his first 10 games of a season (other: Darren Daulton in 1994)
- His seven HR in the club's first 14 games were the 2nd-most by a Phillie over the team's first 14 games of a season behind Mike Schmidt's 11 in 1976
- Homered eight times in the club's first 15 games; in ML history, the only other player whose primary position was catcher to homer eight times in a team's first 15 games of a season was Hall of Famer Gabby Hartnett (8) of the Chicago Cubs in 1925
- Became the first Phillies catcher to hit nine HR over the team's first 25 games of a season and the first Phillie since Chase Utley (10) in 2008



- Hit 10 HR in his first 35 games of the season; in the modern era, that was tied for the fewest games to 10 HR by a Phillie whose primary position was catcher, matching Stan Lopata in 1956 (10 HR in 35 games)
- Collected eight HR and 22 RBI in August, both career bests for him in a calendar month
- Became the fourth Phillie in the modern era to be hit by a pitch in three straight games (8/29-31), joining Chase Utley (4 G, 5/9-13/14), Carlos Ruiz (3 G, 7/5-8/11) and Aaron Rowand (3 G, 4/28-30/07)
- On 9/2 vs WSH, logged his fourth career game with multiple stolen bases
- Missed 11 games from 9/13-21 (Phillies went 4-7)
- Slashed .386/.500/.591 in 54 plate appearances against LHP
- Made starts at catcher (35), 1st base (2) and designated hitter (8)
- Was 4-for-19 (21.1%) in throwing out attempted base stealers

## MOST fWAR AMONG NL POSITION PLAYERS (2018-22)

|    |                      |             |
|----|----------------------|-------------|
| 1. | <b>Trea Turner</b>   | <b>24.9</b> |
| 2. | Nolan Arenado        | 24.8        |
| 3. | Freddie Freeman      | 24.3        |
| 4. | <b>J.T. REALMUTO</b> | <b>23.0</b> |
| 5. | Paul Goldschmidt     | 23.0        |

## 2019

- Won his first career Rawlings Gold Glove Award and his second consecutive Silver Slugger Award for catchers
- Became the first Phillies catcher to win both awards in the same season and the first Phillie to do so since Jimmy Rollins in 2007
- Named the catcher for the inaugural All-MLB First Team
- Among all NL players, finished T-1st in grand slams (2), T-5th in SF (8) and 7th in fWAR (5.7)
- Became only the third catcher in MLB history with 90 runs, 35 doubles and 25 home runs in a season, joining Hall of Famer Johnny Bench (1970 and 1974) and Jorge Posada (2000)
- Set career highs in games (145), at-bats (538), doubles (36), HR (25), runs (92), XBH (64), TB (265), GA RBI (18) and SF (8); led all ML catchers in a number of offensive categories
- Played in his second career and second consecutive All-Star Game on 7/9 at Progressive Field
- Collected the most doubles (36) ever in a season by a Phillies catcher (previous: Darren Daulton, 35 in 1993)
- Was one of five Phillies catchers all-time to hit at least 25 HR in a season, joining Stan Lopata (32 in 1956), Mike Lieberthal (31 in 1999), Benito Santiago (30 in 1996) and Daulton (27 in 1992)
- His 64 XBH were T-3rd all-time among Phillies catchers in a season
- Had the 4th-most runs scored (92) in a season by a Phillies catcher
- Made the most starts by a Phillies catcher since 1999 (Mike Lieberthal, 138)
- Hit 15 HR in 60 games following the All-Star break after hitting 10 HR in 85 games prior to the break
- Was 37-for-86 (43.0%) in throwing out attempted base stealers
- Led all ML catchers with 37 attempted base stealers thrown out; no Phillies catcher had thrown out more in a season since 1993 (Daulton, 40)

- His 37 attempted base stealers thrown out was a new career high (previous: 22 in 2016)
- Selected by the MLBPA as the club's Heart & Hustle Award winner
- Hit his first career HR as a Phillie on 3/30 vs ATL (Wes Parsons)
- Tied his career high with three XBH on 4/16 vs NYM; became the first Phillies catcher to have three XBH and five RBI in a game since Carlos Ruiz on 5/2/12 at ATL
- Collected two hits and four RBI in the first inning on 4/16 vs NYM; was the first Phillie to do that in an inning since 9/2/10 at COL (Chase Utley, 2 H and 5 RBI in 7th inn.)
- His 16-pitch PA in the first inning on 4/25 vs MIA was the longest by a Phillie since Mickey Morandini had a 16-pitch PA on 9/26/92 vs STL (gm 1) off Joe Magrane
- Slugged his first career pinch-hit HR on 5/19 vs COL (Bryan Shaw)
- Was on the paternity leave list, 7/12, for the birth of his second daughter
- On 8/14 vs CHI (Alec Mills), slugged his fourth career grand slam (second of the year; other: 7/28 vs ATL); became the first Phillie with two grand slams as a catcher in a season since 1996 (Santiago, 2)
- Caught a career-high three runners attempting to steal on 8/26 vs PIT; his three attempted base stealers thrown out in that game marked the first time a Phillies catcher did so in a game since 9/15/07 at NYM (Chris Coste, 3)
- On 8/28 vs PIT, became the first Phillies catcher to collect a triple and a HR in the same game since Lieberthal did so on 5/22/99 at NYM; tripled and homered as a catcher in the same game again on 9/5 at CIN
- Made 133 starts: 130 at catcher, two at 1st base and one as the designated hitter

## 2018

- Ranked 1st in at-bats (477), runs (74), hits (132), doubles (30), AVG (.277), SLG (.484) & XBH (54), T-1st in RBI (74), 2nd in HR (21) & OBP (.340) and T-3rd in triples (3) among all NL players whose primary position was catcher
- Named to his first career NL All-Star team (0-0, R, 2 BB)
- Won the Silver Slugger Award for NL catchers
- Slashed .298/.360/.515 in 413 plate appearances vs RHP
- Began the season on the IL while recovering from a low back contusion sustained during spring training
- Had a rehab assignment with Jupiter (A), 4/14-16, before being activated on 4/17
- Posted an .894 OPS over his first 80 games of the season (4/17-7/31)
- Had two separate career-high 12-game hitting streaks: 4/20-5/4 (.340 AVG) and 6/18-7/5 (.340 AVG)
- Collected a career-high five hits, 7/8 at WSH
- Batted .296 (29-98) with RISP
- Started 111 games at catcher and eight at 1st base
- Following the season, was part of the MLB Japan All-Star Series (.176, 2B, 2 HR, 4 RBI in 4 games)

## 2017

- Recipient of the "Mr. Marlin" Award as voted by the South Florida chapter of the BBWAA
- Among all ML catchers, ranked 1st in runs (68), T-1st in triples (5), 2nd in hits (148) and 3rd in games
- Ranked 3rd in catcher pickoffs (5) and 5th in catcher caught stealing (21) in MLB

- Hit his second career inside-the-park HR, 8/24 at PHI (Jesen Therrien)
- Slugged his first career walk-off HR, 9/19 vs NYM (Paul Sewald)

## 2016

- Led the NL (2nd in MLB) in road AVG (.352); was 3rd-highest mark in MIA history
- His .303 AVG ranked 12th in the NL
- Batted .301 as a catcher, which ranked 4th in MLB behind Wilson Ramos (.309), Yadier Molina (.308) and Jonathan Lucroy (.306); set new MIA record, surpassing .300 mark by Ivan Rodriguez in 2003
- Made 124 starts at catcher
- Threw out 22 of 73 attempted base stealers (30.1%)
- Had three 4-hit games: 4/24 at SF, 6/18 vs COL and 7/4 at NYM
- On 5/3 vs ARI, was the first catcher in MIA history to start in the leadoff spot
- Hit leadoff 23 times overall, batting .330 (32-97), 7 2B, HR, .365 OBP
- Had a hit in seven straight at-bats, 7/3-4
- Reached base safely in 17 straight games, 7/25-8/17 (.380 OBP)

## 2015

- Named MIA Rookie of the Year by the South Florida chapter of the BBWAA
- Selected to Topps MLB All-Star Rookie Team
- Recalled from New Orleans (AAA) on 4/13
- Led all ML catchers in triples (7) & SB (8) and ranked 6th in hits (114)
- Was 9th among ML rookies (6th in NL) in hits
- His seven triples as a catcher were the most by a backstop since KC's Darrell Porter had eight in 1979
- Had his first career multi-HR game on 9/8 vs MIL, with his second HR being an inside-the-park HR; was the first catcher with an inside-the-park HR as part of a multi-HR game since Gary Carter did so on 5/31/80 vs STL
- Set MIA record with five RBI in an inning (6th) on 8/12 vs BOS, and tied MIA record for most RBI in a game by a catcher (6; also: Charles Johnson – 6/23/95 at CIN)
- Made 116 starts at catcher
- Threw out 15 of 58 attempted base stealers (25.9%)

## 2014

- Named MIA's Minor League Player of the Year
- Shuttled between Jacksonville (AA) and MIA all season
- Ranked 8th in the Southern League in AVG (.299)
- Led the team in SB (18) and ranked 2nd in hits (112), doubles (25) & total bases
- Hit .346 in the SL playoffs as he helped lead the team to the league championship
- Made his ML debut in a start at catcher on 6/5 at TB (2-4, 3 RBI)
- Collected his first career double and triple in the same game, 9/26 at WSH (3-5, 2B, 3B, 4 RBI)

## 2013

- Played for Jacksonville
- Selected as a Southern League midseason All-Star
- Slugged a grand slam, 7/14 vs Mobile
- Collected a season-best four RBI twice: 7/14 vs Mobile and 8/18 at Chattanooga

**2012**

- Spent the season with Jupiter
- Selected as a Florida State League midseason All-Star
- Following the season, played for Phoenix in the Arizona Fall League and posted a .349 OBP over 14 games

**2011**

- Spent his second pro season with Greensboro (A)
- Slashed .299/.351/.519 with 12 HR and 36 RBI in 56 games following the All-Star break
- Went 4-for-5, 2 HR, 6 RBI on 8/23 vs West Virginia

**2010**

- Began his pro career with the Gulf Coast League Marlins (R)

**PERSONAL**

Jacob Tyler Realmuto (pronounced reel-MOO-toh)... Married Alexis Taylor (11/4/17); has two daughters, Gracie and Willa Mae, and two sons, Cash and Zane... 2010 graduate of Carl Albert High School (OK), where he played baseball, basketball and football and won two state championships in both baseball and football... **Hobbies:** Racquetball, hunting, fishing and ping-pong... **Signed by:** Steve Taylor

**J.T. REALMUTO'S CAREER STATISTICS**

| YEAR                 | CLUB         | AVG         | G           | AB          | R          | H           | 2B         | 3B        | HR         | RBI        | SH       | SF        | HP        | BB         | SO         | SB        | CS        | OBP         | SLG         | OPS         | E         |
|----------------------|--------------|-------------|-------------|-------------|------------|-------------|------------|-----------|------------|------------|----------|-----------|-----------|------------|------------|-----------|-----------|-------------|-------------|-------------|-----------|
| 2010                 | GCL Marlins  | .175        | 12          | 40          | 2          | 7           | 0          | 0         | 0          | 4          | 0        | 0         | 0         | 7          | 11         | 0         | 1         | .298        | .175        | .473        | 0         |
| 2011                 | Greensboro   | .287        | 96          | 348         | 46         | 100         | 16         | 3         | 12         | 49         | 1        | 0         | 6         | 26         | 78         | 13        | 6         | .347        | .454        | .801        | 14        |
| 2012                 | Jupiter      | .256        | 123         | 446         | 63         | 114         | 16         | 0         | 8          | 46         | 3        | 6         | 7         | 37         | 64         | 13        | 5         | .319        | .345        | .664        | 15        |
| 2013                 | Jacksonville | .239        | 106         | 368         | 41         | 88          | 21         | 3         | 5          | 39         | 0        | 7         | 5         | 36         | 68         | 9         | 1         | .310        | .353        | .663        | 8         |
| 2014                 | Jacksonville | .299        | 97          | 375         | 66         | 112         | 25         | 6         | 8          | 62         | 0        | 4         | 3         | 41         | 59         | 18        | 5         | .369        | .461        | .830        | 7         |
|                      | MIAMI        | .241        | 11          | 29          | 4          | 7           | 1          | 1         | 0          | 9          | 0        | 0         | 0         | 1          | 8          | 0         | 0         | .267        | .345        | .612        | 1         |
| 2015                 | New Orleans  | .385        | 3           | 13          | 3          | 5           | 0          | 0         | 0          | 0          | 0        | 0         | 0         | 0          | 1          | 1         | 0         | .385        | .385        | .770        | 0         |
|                      | MIAMI        | .259        | 126         | 441         | 49         | 114         | 21         | 7         | 10         | 47         | 1        | 4         | 2         | 19         | 70         | 8         | 4         | .290        | .406        | .696        | 6         |
| 2016                 | MIAMI        | .303        | 137         | 509         | 60         | 154         | 31         | 0         | 11         | 48         | 0        | 3         | 5         | 28         | 100        | 12        | 4         | .343        | .428        | .771        | 10        |
| 2017                 | MIAMI        | .278        | 141         | 532         | 68         | 148         | 31         | 5         | 17         | 65         | 0        | 3         | 8         | 36         | 106        | 8         | 2         | .332        | .451        | .783        | 6         |
| 2018                 | Jupiter+     | 1.000       | 1           | 3           | 3          | 3           | 1          | 0         | 1          | 1          | 0        | 0         | 0         | 1          | 0          | 0         | 0         | 1.000       | 2.333       | 3.333       | 0         |
|                      | MIAMI        | .277        | 125         | 477         | 74         | 132         | 30         | 3         | 21         | 74         | 0        | 4         | 10        | 38         | 104        | 3         | 2         | .340        | .484        | .825        | 7         |
| 2019                 | PHILLIES     | .275        | 145         | 538         | 92         | 148         | 36         | 3         | 25         | 83         | 0        | 8         | 5         | 41         | 123        | 9         | 1         | .328        | .493        | .820        | 9         |
| 2020                 | PHILLIES     | .266        | 47          | 173         | 33         | 46          | 6          | 0         | 11         | 32         | 0        | 0         | 6         | 16         | 48         | 4         | 1         | .349        | .491        | .840        | 2         |
| 2021                 | PHILLIES     | .263        | 134         | 476         | 64         | 125         | 25         | 4         | 17         | 73         | 0        | 2         | 11        | 48         | 129        | 13        | 3         | .343        | .439        | .782        | 2         |
| 2022                 | PHILLIES     | .276        | 139         | 504         | 75         | 139         | 26         | 5         | 22         | 84         | 0        | 5         | 12        | 41         | 119        | 21        | 1         | .342        | .478        | .820        | 9         |
| <b>Minors Totals</b> |              | <b>.269</b> | <b>438</b>  | <b>1593</b> | <b>224</b> | <b>429</b>  | <b>79</b>  | <b>12</b> | <b>34</b>  | <b>201</b> | <b>4</b> | <b>17</b> | <b>21</b> | <b>148</b> | <b>281</b> | <b>54</b> | <b>18</b> | <b>.336</b> | <b>.398</b> | <b>.734</b> | <b>44</b> |
| <b>ML Totals</b>     |              | <b>.275</b> | <b>1005</b> | <b>3679</b> | <b>519</b> | <b>1013</b> | <b>207</b> | <b>28</b> | <b>134</b> | <b>515</b> | <b>1</b> | <b>29</b> | <b>59</b> | <b>268</b> | <b>807</b> | <b>78</b> | <b>18</b> | <b>.332</b> | <b>.456</b> | <b>.788</b> | <b>52</b> |

+ Rehab assignment

**REALMUTO'S WILD CARD SERIES STATISTICS**

| YEAR | CLUB, OPP | AVG  | G | AB | R | H | 2B | 3B | HR | RBI | SH | SF | HP | BB | SO | SB | CS | OBP  | SLG  | OPS  | E |
|------|-----------|------|---|----|---|---|----|----|----|-----|----|----|----|----|----|----|----|------|------|------|---|
| 2022 | PHI, STL  | .167 | 2 | 6  | 1 | 1 | 0  | 0  | 0  | 0   | 0  | 0  | 0  | 2  | 0  | 0  | 0  | .375 | .167 | .542 | 0 |

**REALMUTO'S DIVISION SERIES STATISTICS**

| YEAR | CLUB, OPP | AVG  | G | AB | R | H | 2B | 3B | HR | RBI | SH | SF | HP | BB | SO | SB | CS | OBP  | SLG  | OPS  | E |
|------|-----------|------|---|----|---|---|----|----|----|-----|----|----|----|----|----|----|----|------|------|------|---|
| 2022 | PHI, ATL  | .278 | 4 | 18 | 5 | 5 | 0  | 0  | 1  | 2   | 0  | 0  | 0  | 0  | 7  | 0  | 0  | .278 | .444 | .722 | 0 |

**REALMUTO'S LEAGUE CHAMPIONSHIP SERIES STATISTICS**

| YEAR | CLUB, OPP | AVG  | G | AB | R | H | 2B | 3B | HR | RBI | SH | SF | HP | BB | SO | SB | CS | OBP  | SLG  | OPS  | E |
|------|-----------|------|---|----|---|---|----|----|----|-----|----|----|----|----|----|----|----|------|------|------|---|
| 2022 | PHI, SD   | .235 | 5 | 17 | 4 | 4 | 0  | 0  | 1  | 1   | 0  | 0  | 0  | 3  | 5  | 0  | 0  | .350 | .412 | .762 | 0 |

**REALMUTO'S WORLD SERIES STATISTICS**

| YEAR | CLUB, OPP | AVG  | G | AB | R | H | 2B | 3B | HR | RBI | SH | SF | HP | BB | SO | SB | CS | OBP  | SLG  | OPS  | E |
|------|-----------|------|---|----|---|---|----|----|----|-----|----|----|----|----|----|----|----|------|------|------|---|
| 2022 | PHI, HOU  | .167 | 6 | 24 | 1 | 4 | 1  | 0  | 1  | 3   | 0  | 0  | 1  | 1  | 12 | 0  | 0  | .231 | .333 | .564 | 0 |

**REALMUTO'S ALL-STAR GAME STATISTICS**

| YEAR              | CLUB, SITE | AVG         | G        | AB       | R        | H        | 2B       | 3B       | HR       | RBI      | SH       | SF       | HP       | BB       | SO       | SB       | CS       | OBP         | SLG          | OPS          | E        |
|-------------------|------------|-------------|----------|----------|----------|----------|----------|----------|----------|----------|----------|----------|----------|----------|----------|----------|----------|-------------|--------------|--------------|----------|
| 2018              | NL, WSH    | ---         | 1        | 0        | 1        | 0        | 0        | 0        | 0        | 0        | 0        | 0        | 0        | 2        | 0        | 0        | 0        | 1.000       | ---          | ---          | 0        |
| 2019              | NL, CLE    | .000        | 1        | 2        | 0        | 0        | 0        | 0        | 0        | 0        | 0        | 0        | 0        | 0        | 1        | 0        | 0        | .000        | .000         | .000         | 0        |
| 2021              | NL, COL    | .500        | 1        | 2        | 1        | 1        | 0        | 0        | 1        | 1        | 0        | 0        | 0        | 0        | 1        | 0        | 0        | .500        | 2.000        | 2.500        | 0        |
| <b>ASG Totals</b> |            | <b>.250</b> | <b>3</b> | <b>4</b> | <b>2</b> | <b>1</b> | <b>0</b> | <b>0</b> | <b>1</b> | <b>1</b> | <b>0</b> | <b>0</b> | <b>0</b> | <b>2</b> | <b>2</b> | <b>0</b> | <b>0</b> | <b>.500</b> | <b>1.000</b> | <b>1.500</b> | <b>0</b> |

## REALMUTO'S CAREER TRANSACTIONS

- Selected by Florida Marlins in 3rd round of 2010 MLB Draft
- On injured list with a low back contusion, March 26-April 16, 2018; included rehab assignment to Jupiter, April 14-16
- Traded to Philadelphia for Jorge Alfaro (c), Sixto Sánchez (rhp), Will Stewart (lhp) and international bonus pool money, February 7, 2019
- On COVID-related injured list, May 13, 2021
- On injured list with a left hand contusion, May 18-28, 2021

## REALMUTO'S CAREER FIELDING

| POSITION   | PCT  | G   | PO   | A   | E  | TC   | DP | PB |
|------------|------|-----|------|-----|----|------|----|----|
| Catcher    | .994 | 914 | 7313 | 416 | 50 | 7779 | 66 | 53 |
| First base | .993 | 51  | 249  | 17  | 2  | 268  | 22 |    |

## REALMUTO'S GAME HIGHS

**HITS:** 5 – 3 times, last: 9/20/22 vs TOR... **RUNS:** 3 – 15 times, last: 8/31/22 at ARI... **DOUBLES:** 3 – 6/4/22 vs LAA... **TRIPLES:** 1... **HOME RUNS:** 2 – 7 times, last: 9/14/22 at MIA... **RBI:** 6 – 8/12/15 vs BOS... **WALKS:** 3 – 7/8/21 at CHI... **STOLEN BASES:** 3 – 9/30/22 at WSH... **HITTING STREAK:** 12 games – 2 times, last: 6/18-7/5/18

## REALMUTO'S NOTABLE HOMERS

**GRAND SLAMS:** 4 – 8/12/15 vs BOS (Robbie Ross); 6/23/18 at COL (Bryan Shaw); 7/28/19 vs ATL (Kevin Gausman); 8/14/19 vs CHI (Alec Mills)... **INSIDE-THE-PARK HR:** 2 – 9/8/15 vs MIL (Taylor Jungmann); 8/24/17 at PHI (Jesen Therrien)... **LEADOFF HR:** None... **PINCH HR:** 1 – 5/19/19 vs COL (Bryan Shaw)... **WALK-OFF HR:** 2 – 9/19/17 vs NYM (Paul Sewald); 7/17/21 vs MIA (Yimi Garcia)







# CODY ROBERTS

Catcher

85

**B-T:** R-R

**HT:** 6-1; **WT:** 200

**OPENING DAY AGE:** 26

**BORN:** June 16, 1996, Johns Creek, GA

**RESIDES:** Johns Creek, GA

**HOW OBTAINED:** Selected from Baltimore Orioles in minor league Rule 5 draft, 12/7/22

Non-Roster Invitee

2023 PHILLIES

## 2022

- Spent his fourth pro season in BAL's organization, with the majority of his time coming with Bowie (AA)
- Also had several stints with Norfolk (AAA)

## 2021

- Overall, appeared in 51 games between Aberdeen (A), Norfolk and Bowie, slashing 253/359/409
- Threw out 12 of 46 attempted base stealers (26.1%)

## 2020

- Did not play

## 2019

- Spent majority of season with Delmarva (A)
- On the IL, 4/5-6/19, with a right finger fracture
- Appeared in four rehab games with Aberdeen

## 2018

- Began pro career with Aberdeen
- Selected as a New York-Penn League midseason All-Star

## PERSONAL

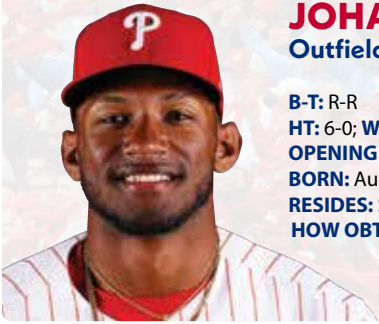
Cody Ryan Roberts... Attended University of North Carolina at Chapel Hill... 2015 graduate of Blessed Trinity High School (GA)... **Signed by:** Rich Morales

## CODY ROBERTS' CAREER STATISTICS

| YEAR                 | CLUB         | AVG         | G          | AB         | R         | H          | 2B        | 3B       | HR        | RBI        | SH       | SF        | HP       | BB        | SO         | SB       | CS       | OBP         | SLG         | OPS         | E         |
|----------------------|--------------|-------------|------------|------------|-----------|------------|-----------|----------|-----------|------------|----------|-----------|----------|-----------|------------|----------|----------|-------------|-------------|-------------|-----------|
| 2018                 | Aberdeen     | .252        | 44         | 155        | 11        | 39         | 9         | 0        | 1         | 14         | 0        | 2         | 1        | 12        | 43         | 0        | 0        | .306        | .329        | .635        | 2         |
| 2019                 | Delmarva     | .241        | 51         | 166        | 20        | 40         | 4         | 1        | 0         | 21         | 0        | 4         | 1        | 21        | 43         | 0        | 0        | .323        | .277        | .600        | 3         |
|                      | Aberdeen     | .286        | 4          | 14         | 0         | 4          | 1         | 0        | 0         | 1          | 0        | 0         | 0        | 2         | 3          | 0        | 0        | .375        | .357        | .732        | 2         |
| 2020                 | Did not play |             |            |            |           |            |           |          |           |            |          |           |          |           |            |          |          |             |             |             |           |
| 2021                 | Aberdeen     | .250        | 23         | 68         | 8         | 17         | 4         | 0        | 2         | 10         | 0        | 1         | 2        | 10        | 24         | 0        | 0        | .358        | .397        | .755        | 3         |
|                      | Norfolk      | .294        | 11         | 34         | 2         | 10         | 2         | 0        | 1         | 4          | 0        | 0         | 0        | 4         | 13         | 0        | 0        | .368        | .441        | .809        | 1         |
|                      | Bowie        | .231        | 17         | 52         | 8         | 12         | 3         | 0        | 2         | 9          | 1        | 0         | 1        | 9         | 19         | 0        | 0        | .355        | .404        | .759        | 0         |
| 2022                 | Bowie        | .260        | 73         | 242        | 32        | 63         | 16        | 0        | 7         | 39         | 0        | 3         | 4        | 25        | 75         | 0        | 0        | .336        | .413        | .749        | 5         |
|                      | Norfolk      | .375        | 7          | 24         | 3         | 9          | 2         | 0        | 1         | 3          | 0        | 0         | 0        | 4         | 6          | 0        | 0        | .464        | .583        | 1.047       | 3         |
| <b>Minors Totals</b> |              | <b>.257</b> | <b>230</b> | <b>755</b> | <b>84</b> | <b>194</b> | <b>41</b> | <b>1</b> | <b>14</b> | <b>101</b> | <b>1</b> | <b>10</b> | <b>9</b> | <b>87</b> | <b>226</b> | <b>0</b> | <b>0</b> | <b>.337</b> | <b>.370</b> | <b>.707</b> | <b>19</b> |

## ROBERTS' CAREER TRANSACTIONS

- Selected by Miami Marlins in 38th round of 2017 MLB Draft, but did not sign
- Selected by Baltimore Orioles in 11th round of 2018 MLB Draft
- Selected by Philadelphia in minor league Rule 5 draft, December 7, 2022



## JOHAN ROJAS

Outfielder

84

**B-T:** R-R

**HT:** 6-0; **WT:** 179

**OPENING DAY AGE:** 22

**BORN:** August 14, 2000, San Francisco de Macorís, DR

**RESIDES:** San Francisco de Macorís, DR

**HOW OBTAINED:** Signed by Phillies as an amateur free agent, 1/18/18

### 2022

- Was a non-roster invitee to ML spring training
- Began the year with Jersey Shore (A) before being promoted to Reading (AA) on 6/30
- Went 62-for-67 in stolen base attempts (92.5%)
- His 62 steals led all Phillies minor leaguers and ranked 8th in MiLB
- In 130 combined games between both levels, slashed .244/.309/.354 with 82 runs, 20 doubles, seven triples and seven home runs
- Played for Surprise in the Arizona Fall League and started 12 games in CF; slashed .310/.423/.452 with eight walks to eight strikeouts in 52 plate appearances and went 13-for-13 in stolen base attempts
- Following the season, was named the No. 5 prospect and best defensive outfielder in the Phillies minor league system by *Baseball America*

### 2021

- Was a non-roster invitee to ML spring training
- Began the season with Clearwater (A), where he spent most of the year
- Promoted to Jersey Shore, 9/2
- Led all Phillies minor leaguers in stolen bases (34), was 2nd in runs (69) and 3rd in hits (100)
- Among Low-A Southeast hitters, finished 1st in sacrifice hits (4) and 5th in steals (25)
- Named Phillies Minor League Hitter of the Month for September
- Reached base safely in 15 of his 17 games with Jersey Shore
- Defensively, made starts in LF (3), CF (80) and RF (12)
- Following the season, was named the No. 4 prospect in the Phillies organization by *Baseball America* and was rated as the best defensive outfielder in the Phillies minor league system by the same publication
- Participated in Florida Instructional League

### 2020

- Did not play
- Participated in FIL

### 2019

- Began the season with Gulf Coast League Phillies West (R)
- Tied for the league lead in triples (5) despite playing only 18 games
- Batted .333 (17-51) against RHP at the GCL level
- Promoted to Williamsport (A) on 7/19 for the remainder of the season
- Led the New York-Penn League in triples (6)
- Participated in FIL

### 2018

- Began his professional career with Dominican Summer League Phillies Red (R)
- Named a DSL All-Star
- Led the DSL with 14 outfield assists
- Finished 3rd in the DSL in hits (83), 4th in AB (259), T-7th in games (68) and T-9th in total bases (109)
- Led all Phillies short-season minor leaguers in AB and hits
- Hit .359 (28-78) with four doubles, three triples, one HR and 30 RBI with RISP
- Participated in FIL

### PERSONAL

Johan Stiven Rojas... **Signed by:** Carlos Salas and Andrés Hiraldo

## JOHAN ROJAS' CAREER STATISTICS

| YEAR                 | CLUB           | AVG         | G          | AB          | R          | H          | 2B        | 3B        | HR        | RBI        | SH        | SF        | HP        | BB         | SO         | SB         | CS        | OBP         | SLG         | OPS         | E         |
|----------------------|----------------|-------------|------------|-------------|------------|------------|-----------|-----------|-----------|------------|-----------|-----------|-----------|------------|------------|------------|-----------|-------------|-------------|-------------|-----------|
| 2018                 | DSL Phillies-R | .320        | 68         | 259         | 42         | 83         | 12        | 4         | 2         | 31         | 2         | 5         | 8         | 18         | 37         | 19         | 8         | .376        | .421        | .797        | 4         |
| 2019                 | GCL Phillies-W | .311        | 18         | 74          | 13         | 23         | 6         | #5        | 0         | 4          | 0         | 0         | 1         | 9          | 12         | 3          | 2         | .393        | .527        | .920        | 1         |
|                      | Williamsport   | .244        | 42         | 164         | 17         | 40         | 5         | *6        | 2         | 11         | 0         | 1         | 2         | 5          | 29         | 11         | 4         | .273        | .384        | .657        | 1         |
| 2020                 | Did not play   |             |            |             |            |            |           |           |           |            |           |           |           |            |            |            |           |             |             |             |           |
| 2021                 | Clearwater     | .240        | 78         | 313         | 51         | 75         | 15        | 3         | 7         | 38         | *4        | 3         | 5         | 26         | 69         | 25         | 6         | .305        | .374        | .679        | 4         |
|                      | FCL Phillies   | .750        | 1          | 4           | 2          | 3          | 0         | 0         | 1         | 3          | 0         | 0         | 0         | 0          | 0          | 1          | 0         | .750        | 1.500       | 2.250       | 0         |
|                      | Jersey Shore   | .344        | 17         | 64          | 16         | 22         | 3         | 1         | 3         | 11         | 0         | 1         | 2         | 7          | 8          | 8          | 3         | .419        | .563        | .981        | 0         |
| 2022                 | Jersey Shore   | .230        | 70         | 265         | 40         | 61         | 12        | 2         | 3         | 22         | 3         | 2         | 1         | 21         | 55         | 33         | 1         | .287        | .325        | .612        | 2         |
|                      | Reading        | .260        | 60         | 235         | 42         | 61         | 8         | 5         | 4         | 16         | 3         | 0         | 5         | 21         | 44         | 29         | 4         | .333        | .387        | .720        | 2         |
| <b>Minors Totals</b> |                | <b>.267</b> | <b>354</b> | <b>1378</b> | <b>223</b> | <b>368</b> | <b>61</b> | <b>26</b> | <b>22</b> | <b>136</b> | <b>12</b> | <b>12</b> | <b>24</b> | <b>107</b> | <b>254</b> | <b>129</b> | <b>28</b> | <b>.328</b> | <b>.397</b> | <b>.725</b> | <b>14</b> |

\* League leader

# Tied for league lead

## ROJAS' CAREER TRANSACTIONS

- Signed by Philadelphia as an amateur free agent, January 18, 2018



## CRISTOPHER SÁNCHEZ

Left-Handed Pitcher

61

**B-T:** L-L  
**HT:** 6-5; **WT:** 190  
**OPENING DAY AGE:** 26  
**BORN:** December 12, 1996, La Romana, DR  
**RESIDES:** La Romana, DR  
**ML SERVICE:** 124 days  
**HOW OBTAINED:** Acquired from Tampa Bay Rays for Curtis Mead, 11/20/19

### 2022

- Made his first career Opening Day roster
- Was optioned to Lehigh Valley (AAA) on 5/1
- Had five other stints with the Phillies: 5/8, 6/1-11, 7/5-14, 8/24-9/11 and 9/30-10/1
- Was used as both a starter and reliever, posting a 3.38 ERA (5 ER, 13.1 IP) in three starts and a 6.75 ERA (20 ER, 26.2 IP) in 12 relief appearances
- Had a stretch of seven straight relief appearances of at least 1.2 IP from 7/24/21-5/1/22, posting a 3.18 ERA over that span (6 ER, 17.0 IP); was the first Phillie to have seven consecutive relief appearances of at least 1.2 IP since 1989, when Greg Harris had nine straight (4/10-5/9)
- Had a career-best 11.2-inning scoreless streak from 5/8-7/10
- On 8/24 vs CIN, set career highs in innings (6.0) and strikeouts (7), throwing his first quality start
- Recorded his first career save on 10/1 at WSH after pitching 3.0 innings in an 8-2 Phillies win
- Held RHH to a .229 AVG (25-109)
- Was used almost exclusively as a starter in Lehigh Valley, starting 14 of his 15 games

### 2021

- Began season at the alternate training site in Lehigh Valley and spent the majority of the season with Lehigh Valley
- Had five stints with the Phillies: 4/19, 5/3, 6/6-7, 7/11 and 9/23-end of season

- Made his ML debut on 6/6 vs WSH and earned his first ML win on 7/1 at BOS, pitching 3.0 innings in relief
- Pitched at least 2.0 innings in four of his seven ML appearances, and in those four had a 0.90 ERA (1 ER, 10.0 IP)
- Following the season, pitched for Este in the Dominican Winter League

### 2020

- Appeared in two spring training games
- Spent entire season at the alternate training site in Lehigh Valley
- Following the season, pitched for Este in the DWL

### 2019

- Began season with Bowling Green (A)
- Did not allow a home run in his last 35.1 IP before being promoted to Charlotte (A) on 7/6
- From 7/20-8/20, did not allow an earned run in 21.2 innings over parts of eight appearances
- Was promoted to Durham (AAA), 8/31
- Between the three levels, posted a 2.26 ERA (19 ER, 75.2 IP) with only three home runs allowed while holding opponents to a .212 AVG
- Following the season, pitched for Este in the DWL

### 2018

- Began season with Princeton (R)
- Was promoted to Bowling Green on 8/23 for the remainder of the season

## 2017

- Spent entire season with Princeton
- Allowed his first professional home run in his first outing after allowing none in his first 104.0 professional innings (41 appearances)

## 2016

- Spent third full season with Dominican Summer League Rays (R)
- Struck out 10 batters in 4.0 innings, 6/16 vs DSL Marlins
- In his final start of the season on 8/23 vs DSL Marlins, tossed his first pro shutout (7.0 IP)
- Posted a 2.31 ERA (12 ER, 46.2 IP) in July and August

## 2015

- Spent second season with DSL Rays
- Did not allow an earned run in 12 of his 15 appearances
- Held opponents to just two extra-base hits (2B, 3B, .232 SLG)

## 2014

- Began pro career with DSL Rays

## PERSONAL

Cristopher Alexis Sánchez... **Hobby:** Fishing... **Signed by:** Daniel Santana

## CRISTOPHER SÁNCHEZ'S CAREER STATISTICS

| YEAR                 | CLUB          | W-L          | ERA         | G          | GS        | CG       | SHO      | SV       | IP           | H          | R          | ER         | HR        | HB        | BB         | SO         | WP        | BK       | AVG         |
|----------------------|---------------|--------------|-------------|------------|-----------|----------|----------|----------|--------------|------------|------------|------------|-----------|-----------|------------|------------|-----------|----------|-------------|
| 2014                 | DSL Rays      | 1-3          | 7.77        | 13         | 0         | 0        | 0        | 0        | 22.0         | 36         | 26         | 19         | 0         | 4         | 16         | 13         | 3         | 0        | .379        |
| 2015                 | DSL Rays      | 2-1          | 3.54        | 15         | 0         | 0        | 2        | 2        | 20.1         | 13         | 10         | 8          | 0         | 0         | 16         | 16         | 3         | 0        | .188        |
| 2016                 | DSL Rays      | 5-3          | 3.06        | 13         | 11        | #1       | #1       | 1        | 61.2         | 57         | 25         | 21         | 0         | 2         | 12         | 42         | 11        | 0        | .238        |
| 2017                 | Princeton     | 1-6          | 10.01       | 13         | 7         | 0        | 0        | 0        | 38.2         | 61         | 48         | 43         | 8         | 6         | 16         | 30         | 4         | 0        | .353        |
| 2018                 | Princeton     | 3-2          | 4.60        | 10         | 10        | 0        | 0        | 0        | 43.0         | 53         | 25         | 22         | 3         | 2         | 22         | 34         | 3         | 0        | .309        |
|                      | Hudson Valley | 1-0          | 4.00        | 2          | 2         | 0        | 0        | 0        | 9.0          | 9          | 5          | 4          | 0         | 0         | 5          | 11         | 1         | 0        | .273        |
| 2019                 | Bowling Green | 3-1          | 2.01        | 11         | 4         | 0        | 0        | 2        | 40.1         | 28         | 11         | 9          | 3         | 3         | 11         | 37         | 4         | 0        | .190        |
|                      | Charlotte     | 1-0          | 1.85        | 12         | 6         | 0        | 0        | 0        | 34.0         | 28         | 9          | 7          | 0         | 3         | 13         | 36         | 3         | 1        | .231        |
|                      | Durham        | 0-0          | 20.25       | 1          | 0         | 0        | 0        | 0        | 1.1          | 2          | 3          | 3          | 0         | 0         | 2          | 0          | 0         | 0        | .400        |
| 2020                 | Did not pitch |              |             |            |           |          |          |          |              |            |            |            |           |           |            |            |           |          |             |
| 2021                 | Lehigh Valley | 5-6          | 4.68        | 19         | 17        | 0        | 0        | 0        | 73.0         | 58         | 39         | 38         | 4         | 2         | 48         | 89         | 4         | 1        | .211        |
|                      | PHILLIES      | 1-0          | 4.97        | 7          | 1         | 0        | 0        | 0        | 12.2         | 16         | 8          | 7          | 1         | 0         | 7          | 13         | 0         | 0        | .320        |
| 2022                 | PHILLIES      | 2-2          | 5.63        | 15         | 3         | 0        | 0        | 1        | 40.0         | 38         | 25         | 25         | 5         | 4         | 17         | 35         | 0         | 0        | .244        |
|                      | Lehigh Valley | 2-2          | 3.14        | 15         | 14        | 0        | 0        | 0        | 57.1         | 48         | 24         | 20         | 1         | 4         | 20         | 58         | 2         | 0        | .226        |
| <b>Minors Totals</b> |               | <b>24-24</b> | <b>4.36</b> | <b>124</b> | <b>71</b> | <b>1</b> | <b>1</b> | <b>5</b> | <b>400.2</b> | <b>393</b> | <b>225</b> | <b>194</b> | <b>19</b> | <b>26</b> | <b>181</b> | <b>366</b> | <b>38</b> | <b>2</b> | <b>.255</b> |
| <b>ML</b>            | <b>Totals</b> | <b>3-2</b>   | <b>5.47</b> | <b>22</b>  | <b>4</b>  | <b>0</b> | <b>0</b> | <b>1</b> | <b>52.2</b>  | <b>54</b>  | <b>33</b>  | <b>32</b>  | <b>6</b>  | <b>4</b>  | <b>24</b>  | <b>48</b>  | <b>0</b>  | <b>0</b> | <b>.262</b> |

# Tied for league lead

## SÁNCHEZ'S CAREER TRANSACTIONS

- Signed by Tampa Bay Rays as an amateur free agent, July 15, 2013
- Traded to Philadelphia for Curtis Mead (inf), November 20, 2019

## SÁNCHEZ'S CAREER FIELDING

| POSITION | PCT  | G  | PO | A | E | TC | DP |
|----------|------|----|----|---|---|----|----|
| Pitcher  | .846 | 22 | 3  | 6 | 2 | 13 | 0  |

## SÁNCHEZ'S GAME HIGHS

**LOW-HIT CG:** N/A... **SHUTOUTS:** N/A... **STRIKEOUTS:** 7 – 8/24/22 vs CIN... **WALKS:** 4 – 9/2/22 at SF... **LONGEST OUTING:** 6.0 inn. – 8/24/22 vs CIN... **WINNING STREAK:** 2 games – 7/5-8/24/22... **LOSING STREAK:** N/A... **SCORELESS STREAK:** 11.2 inn. – 5/8-7/10/22



# KYLE SCHWARBER

Left Fielder

12

**B-T:** L-R

**HT:** 6-0; **WT:** 229

**OPENING DAY AGE:** 30

**BORN:** March 5, 1993, Middletown, OH

**RESIDES:** Middletown, OH

**ML SERVICE:** 7 years, 86 days

**HOW OBTAINED:** Signed by Phillies as a free agent, 3/20/22

**CONTRACT STATUS:** Signed a four-year contract, taking him through 2025, on 3/20/22

@kschwarb12  
@kschwarb12

2023 PHILLIES

## 2022

- Selected as an NL All-Star for the second time in his career (2021); entered the game in LF as a reserve and went 0-for-2 on 7/19 at Dodger Stadium
- Won his first Silver Slugger Award and was named All-MLB Second Team
- Led the NL and finished 2nd in MLB in HR with 46 (NYY's Aaron Judge, 62)
- Became the first Phillie to lead the NL in HR since 2008 (Ryan Howard, 48)
- Participated in the Home Run Derby on 7/18 as the No. 1 seed and lost to STL's Albert Pujols (No. 8 seed) in the first round, 20-19
- Among all NL players, ranked 3rd in pitches/PA (4.29), 4th in BB (86), T-6th in XBH (70) & runs (100), 8th in SLG (.504), 10th in OPS (.827) & TB (291) and T-10th in GW RBI (13)
- Set career highs in HR, RBI (94), BB (86) and SB (10)
- Set a new franchise record with 46 HR by an outfielder (primary position), passing Chuck Klein (43 in 1929)
- Set a new franchise record with eight multi-HR games (previous record was seven – Dick Allen in 1968 and Ryan Howard & Chase Utley in 2006)
- His seven leadoff HR were 2nd-most ever in a season by a Phillie, trailing only Jimmy Rollins (9) in 2007
- Hit 38 HR when batting in the leadoff spot, tops in MLB and most in a single season in franchise history (previous: Jimmy Rollins, 30 in 2007)
- Became just the fourth player in franchise history with a 40-HR/10-SB season, joining Cy Williams in 1923 (41 HR/11 SB), Dick Allen in 1966 (40 HR/10 SB) and Mike Schmidt in 1980 (48 HR/12 SB)
- Led the NL with 24 HR that were game-tying or go-ahead homers (2nd in MLB to Aaron Judge, 25)
- On Opening Day, 4/8 vs OAK, slugged a leadoff HR (Frankie Montas) and became just the third player to hit a leadoff HR in his first career game as a Phillie, joining Heinie Mueller (1938) and Andrew McCutchen (2019)
- Hit a 468-foot home run on 4/20 at COL (Germán Márquez), which was the farthest HR of the season hit by a Phillie
- On 4/24 vs MIL, was ejected by home plate umpire Angel Hernandez in the ninth inning
- Recorded his 15th career multi-HR game on 5/1 at NYM (both homers against Max Scherzer)
- Had a career-best 31-game on-base streak, 5/26-6/28, during which he posted a .999 OPS
- Named NL Player of the Month for June, his second career POM Award (other: June 2021) after leading MLB in HR (12) and runs (27) during the month
- With two HR on both 7/5 and 7/6, became the first Phillies player with consecutive multi-HR games since Chase Utley, 4/13-14/06

## SCHWARBER PHAST PHACTS

- 2-time NL All-Star (2021-22)
  - 2022 NL Silver Slugger Award winner
  - 2022 NL home run leader
  - 2022 All-MLB Second Team
  - 2016 World Series champion
  - 2-time NL Player of the Month (June 2021 & June 2022)
- His 29 HR prior to the All-Star break were the 2nd-most ever by a Phillies player, trailing only Mike Schmidt's 31 in 1979
  - His HR on 7/22 vs CHI was his 30th in his 91st game of the season, making him the 5th-fastest Phillie ever to reach 30 HR in a season in terms of games
  - On 10/3 at HOU, in the postseason-clinching win, hit his seventh leadoff HR (20th career) and logged his eighth multi-HR game in of the season (22nd career)
  - Per Statcast data, had a hard-hit percentage of 54.4, which ranked 4th among qualifying ML hitters
  - Was in the 99th percentile in barrel percentage among qualifying ML hitters
  - Had 10 HR against WSH, which were the most by a Phillies player against any club in one season since Mike Schmidt had 10 against CHI in 1980
  - Had a sacrifice fly in each game of the NL Wild Card Series at STL
  - His HR in Game 1 of the NLCS at SD (Yu Darvish) on 10/18 had an exit velocity of 119.7 mph, which made it the hardest-hit ball in the postseason during the Statcast era (since 2015)
  - His HR traveled 488 feet, the 2nd-farthest postseason HR in the Statcast era, trailing only CHI's Willson Contreras (491 feet) on 10/18/17 vs LAD
  - His HR on 10/18 was both the hardest-hit ball and farthest HR hit by a Phillie during the Statcast era (regular season and postseason combined)
  - In Game 3 of the NLCS vs SD on 10/21, slugged a leadoff HR (Joe Musgrove) and became the second player in franchise history to hit a leadoff HR in the postseason, joining Jimmy Rollins (3; last: 10/15/08 at LAD)
  - Became the first Phillie ever to hit a leadoff HR in a World Series during Game 5 on 11/3 vs HOU (Justin Verlander); was the 26th leadoff HR in the history of the Fall Classic
  - Set franchise records for walks in a single postseason (15) and longest walk streak in a postseason (8 G, 10/22-11/5)
  - Over his final eight games of the postseason (NLCS Games 4 & 5 and the WS), slashed .280/.486/.760 (1.246 OPS)



## 2021

- Named an All-Star for the first time in his career (did not play for the NL due to injury)
- In 113 games between WSH and BOS, hit 32 HR with 71 RBI and a .928 OPS
- Set career highs in AVG (.266), OBP (.374), SLG (.554) and OPS
- Finished T-1st in MLB in leadoff HR (8) with BAL's Cedric Mullins
- Hit 30 or more HR for the third time in his career (also: 2017 and 2019)
- Hit 28 of his 32 HR against RHP while posting a .990 OPS
- His .623 SLG against RHP ranked 5th among all ML players (min. 300 PA)
- Began the season on the COVID-related IL
- Made his season debut with WSH on 4/12 at STL
- Hit two HR in his first 22 games (through 5/8) and then slugged 23 HR in his next 50 games before landing on the IL
- Named NL Player of the Month for June
- Had five multi-HR games in June, including a career-high three HR on 6/20 vs NYM
- His other multi-HR games that month were on 6/13 vs SF, 6/19 vs NYM, 6/24 at MIA and 6/28 vs NYM
- Set the WSH record for HR in a calendar month (16)
- Tied Albert Belle (1995) for the ML record for most HR in a 10-game span (12 from 6/19-29)
- Set ML records for most HR as a leadoff hitter in a calendar month (15) and most leadoff HR in a calendar month (7)
- Had no HR from 6/1-11, then from 6/12-29 tied the ML record for HR in an 18-game span (16; also: Sammy Sosa in 1998 and Barry Bonds in 2001)
- Tied the ML record for HR in a two-game span (5) when he hit two HR on 6/19 and three HR on 6/20
- Was placed on the 10-day IL on 7/3 (right hamstring strain)
- Traded to BOS on 7/29
- Reinstated from the IL on 8/13 and made his BOS debut that night
- From 8/13-end of season, ranked 2nd in the AL with 33 BB and a .435 OBP (min. 100 PA)
- Reached base safely in a career-best 23 consecutive games from 6/19-8/26
- Posted a .571 OBP during his first 10 games with BOS, the highest in club history by a player over his first 10 games with the club
- Hit his eighth leadoff HR of the season on 9/3 vs CLE, the 13th of his career
- On 9/22 vs NYM, logged his 14th career multi-HR game and sixth of the year (fourth against NYM)
- Started each of his 72 games with WSH in LF
- With BOS, made 14 starts as the designated hitter, 14 in LF and nine at 1st base (those were his first career starts at the position)

## 2020

- Led CHI and ranked 6th among ML left-handed hitters (15th in all of MLB) in exit velocity (92.8), according to MLB Statcast
- Tied for the team lead with 30 walks, while his 11 HR were T-2nd on the club
- His 11 HR ranked T-10th among NL left-handed hitters while his 30 walks were T-9th
- Was one of two qualified NL players to hit under .200 but have an OPS over .700, joining LAD's Max Muncy

- Appeared in 59 of the team's 60 regular season games, making 48 starts in LF and nine as the designated hitter
- Did not commit an error in 73 total chances in LF
- Went 0-for-4 with three walks in the Wild Card Series against MIA

## MOST HOME RUNS IN MLB (2019-22)

|    |                       |            |
|----|-----------------------|------------|
| 1. | Pete Alonso           | 146        |
| 2. | Aaron Judge           | 137        |
| 3. | <b>KYLE SCHWARBER</b> | <b>127</b> |
| 4. | Eugenio Suárez        | 126        |
| 5. | Matt Olson            | 123        |

## 2019

- Set career high in doubles (29)
- His 38 homers were 2nd-most in a single season by a LHH in franchise history behind Hall of Famer Billy Williams (42 in 1970)
- His 20 HR after the All-Star break paced NL left-handed hitters and ranked T-4th in the NL overall
- Led NL left fielders with seven outfield assists
- Hit his 100th career HR, 8/15 at PHI in his 453rd game, becoming the fastest player in CHI history to reach the mark
- Hit five leadoff homers: 5/24 vs CIN, 5/29 at HOU, 6/13 at LAD, 6/18 vs CWS and 6/27 vs ATL
- Hit his first career walk-off HR on 7/16 vs CIN

## 2018

- Hit 26 HR and when combined with his 30 HR in 2017, became the first CHI outfielder with consecutive seasons of 26 or more HR since Alfonso Soriano in 2011-12
- Led the team with 78 walks
  - Participated in the Home Run Derby at Nationals Park and reached the final round before losing to Bryce Harper, 19-18
  - Recorded 11 outfield assists, tied for the most by any LF with BOS' Andrew Benintendi
  - Recorded his sixth career multi-homer game, 4/24 at CLE

## 2017

- Finished 2nd on CHI with 30 HR
- His 27 HR against RHP ranked T-4th in the NL
  - Averaged one home run every 14.07 AB, a mark that would have been 3rd-highest in the NL had he qualified for the league lead (was just 16 plate appearances short)
- Appeared in 11 games with Iowa (AAA)

## 2016

- Was a member of CHI's World Series championship team
- Suffered a regular season-ending left knee injury two games into the season when he collided with Dexter Fowler in the outfield on 4/7 at ARI
- Had torn ligaments (ACL and LCL) in his left knee along with a severely sprained left ankle
- Underwent ACL reconstruction and LCL repair surgery on his left knee, 4/19 (Dr. Daniel Cooper)



## MR. JUNE

### HIGHEST SLG IN JUNE 2021 AND 2022 COMBINED (min. 200 PA)

|    |                       |             |
|----|-----------------------|-------------|
| 1. | Shohei Ohtani         | .720        |
| 2. | <b>KYLE SCHWARBER</b> | <b>.719</b> |
| 3. | Yordan Alvarez        | .654        |
| 4. | Vladimir Guerrero Jr. | .652        |
| 5. | Bryan Reynolds        | .626        |

### MOST HR IN JUNE 2021 AND 2022 COMBINED

|    |                       |            |
|----|-----------------------|------------|
| 1. | Nolan Arenado         | 163        |
| 2. | <b>KYLE SCHWARBER</b> | <b>158</b> |
| 3. | Paul Goldschmidt      | 149        |
| 4. | <b>Rhys Hoskins</b>   | <b>148</b> |
| 5. | Pete Alonso           | 146        |

### 28+ HR IN THE SAME MONTH OF A SEQUENTIAL SEASON IN MLB HISTORY

|                       |               |
|-----------------------|---------------|
| Sammy Sosa            | 5 times       |
| <b>KYLE SCHWARBER</b> | <b>1 time</b> |
| Roger Maris           | 1 time        |
| Mark McGwire          | 1 time        |

2023 PHILLIES

- Activated from the 60-day IL on 10/22 and was assigned to Mesa in the Arizona Fall League to rehab, appearing in two games
- Was added to the World Series roster and went 7-for-17 (.412) with a double, two RBI and three walks, becoming the first position player to collect a hit in the World Series after going hitless during the regular season
- Recorded a pair of RBI singles in Game 2 and went 3-for-5 in the decisive Game 7 at CLE, including a single to begin the 10th inning

### 2015

- Made his ML debut with CHI one year after he was selected 4th overall in the 2014 June draft
- Was 5th among NL rookies with 16 HR and 7th with 52 runs scored
- Had his contract selected from Tennessee (AA) on 6/16 and made his ML debut as a defensive replacement that night vs CLE
- Recorded his first career hit on 6/17 at CLE, an RBI triple in the second inning off Shaun Marcum
- Clubbed his first career HR in his third game, 6/18 at CLE (Danny Salazar)

- Appeared in 17 games with Iowa
- Named MVP of the All-Star Futures Game at Great American Ball Park
- Entered the season ranked as the No. 19 overall prospect in baseball, according to *Baseball America*

### 2014

- Hit .344 (90-262) with 18 doubles, two triples, 18 HR, 53 RBI, 55 runs, 39 walks and a 1.062 OPS in 72 combined games between Boise (R), Kane County (A) and Daytona (A) in his first professional season

### PERSONAL

Kyle Joseph Schwarber... Married, wife's name is Paige; has one son, Kade... 2011 graduate of Middletown High School (OH)... Attended Indiana University... Was a two-time First-Team All-American and was the highest draft pick in Indiana baseball history... Was one of three finalists for the 2014 Johnny Bench Award, given to the top Division I catcher in the nation... Hosts frontline heroes and first responders through his community ticket program, Schwarber's Neighborhood Heroes... **Signed by:** Stan Zielinski

## KYLE SCHWARBER'S CAREER STATISTICS

| YEAR      | CLUB                 | AVG         | G          | AB          | R          | H          | 2B         | 3B        | HR         | RBI        | SH       | SF        | HP        | BB         | SO         | SB        | CS        | OBP         | SLG         | OPS          | E         |
|-----------|----------------------|-------------|------------|-------------|------------|------------|------------|-----------|------------|------------|----------|-----------|-----------|------------|------------|-----------|-----------|-------------|-------------|--------------|-----------|
| 2014      | Boise                | .600        | 5          | 20          | 7          | 12         | 1          | 1         | 4          | 10         | 0        | 1         | 1         | 2          | 2          | 0         | 1         | .625        | 1.350       | 1.975        | 2         |
|           | Kane County          | .361        | 23         | 83          | 17         | 30         | 8          | 0         | 4          | 15         | 0        | 0         | 2         | 11         | 17         | 1         | 1         | .448        | .602        | 1.050        | 0         |
|           | Daytona              | .302        | 44         | 159         | 31         | 48         | 9          | 1         | 10         | 28         | 0        | 5         | 1         | 26         | 38         | 4         | 0         | .393        | .560        | .953         | 3         |
| 2015      | Tennessee            | .320        | 58         | 197         | 39         | 63         | 10         | 1         | 13         | 39         | 1        | 2         | 1         | 42         | 49         | 1         | 0         | .438        | .579        | 1.017        | 5         |
|           | Iowa                 | .333        | 17         | 60          | 7          | 20         | 7          | 1         | 3          | 10         | 0        | 0         | 0         | 7          | 23         | 0         | 0         | .403        | .633        | 1.036        | 2         |
|           | CHICAGO-NL           | .246        | 69         | 232         | 52         | 57         | 6          | 1         | 16         | 43         | 0        | 1         | 4         | 36         | 77         | 3         | 3         | .355        | .487        | .842         | 5         |
| 2016      | CHICAGO-NL           | .000        | 2          | 4           | 0          | 0          | 0          | 0         | 0          | 0          | 0        | 0         | 1         | 2          | 0          | 0         | 0         | .200        | .000        | .200         | 0         |
| 2017      | CHICAGO-NL           | .211        | 129        | 422         | 67         | 89         | 16         | 1         | 30         | 59         | 0        | 0         | 5         | 59         | 150        | 1         | 1         | .315        | .467        | .782         | 5         |
|           | Iowa                 | .343        | 11         | 35          | 9          | 12         | 1          | 0         | 4          | 9          | 0        | 0         | 1         | 8          | 12         | 0         | 0         | .477        | .714        | 1.191        | 0         |
| 2018      | CHICAGO-NL           | .238        | 137        | 428         | 64         | 102        | 14         | 3         | 26         | 61         | 1        | 2         | 1         | 78         | 140        | 4         | 3         | .356        | .467        | .823         | 1         |
| 2019      | CHICAGO-NL           | .250        | 155        | 529         | 82         | 132        | 29         | 3         | 38         | 92         | 0        | 6         | 5         | 70         | 156        | 2         | 3         | .339        | .531        | .870         | 6         |
| 2020      | CHICAGO-NL           | .188        | 59         | 191         | 30         | 36         | 6          | 0         | 11         | 24         | 0        | 0         | 3         | 30         | 66         | 1         | 0         | .308        | .393        | .701         | 0         |
| 2021      | WASHINGTON           | .253        | 72         | 265         | 42         | 67         | 9          | 0         | 25         | 53         | 0        | 2         | 5         | 31         | 88         | 1         | 1         | .340        | .570        | .910         | 3         |
|           | BOSTON               | .291        | 41         | 134         | 34         | 39         | 10         | 0         | 7          | 18         | 0        | 0         | 1         | 33         | 39         | 0         | 0         | .435        | .522        | .957         | 1         |
|           | WSH/BOS              | .266        | 113        | 399         | 76         | 106        | 19         | 0         | 32         | 71         | 0        | 2         | 6         | 64         | 127        | 1         | 1         | .374        | .554        | .928         | 4         |
| 2022      | PHILLIES             | .218        | 155        | 577         | 100        | 126        | 21         | 3         | *46        | 94         | 0        | 2         | 4         | 86         | *200       | 10        | 1         | .323        | .504        | .827         | 1         |
|           | <b>Minors Totals</b> | <b>.334</b> | <b>158</b> | <b>554</b>  | <b>110</b> | <b>185</b> | <b>36</b>  | <b>4</b>  | <b>38</b>  | <b>111</b> | <b>1</b> | <b>8</b>  | <b>6</b>  | <b>96</b>  | <b>141</b> | <b>6</b>  | <b>2</b>  | <b>.432</b> | <b>.619</b> | <b>1.051</b> | <b>12</b> |
| <b>ML</b> | <b>Totals</b>        | <b>.233</b> | <b>819</b> | <b>2782</b> | <b>471</b> | <b>648</b> | <b>111</b> | <b>11</b> | <b>199</b> | <b>444</b> | <b>1</b> | <b>13</b> | <b>28</b> | <b>424</b> | <b>918</b> | <b>22</b> | <b>12</b> | <b>.339</b> | <b>.495</b> | <b>.834</b>  | <b>22</b> |

\* League leader

## SCHWARBER'S WILD CARD SERIES STATISTICS

| YEAR      | CLUB, OPP     | AVG         | G        | AB        | R        | H        | 2B       | 3B       | HR       | RBI      | SH       | SF       | HP       | BB       | SO       | SB       | CS       | OBP         | SLG         | OPS         | E        |
|-----------|---------------|-------------|----------|-----------|----------|----------|----------|----------|----------|----------|----------|----------|----------|----------|----------|----------|----------|-------------|-------------|-------------|----------|
| 2015      | CHI, PIT      | .667        | 1        | 3         | 1        | 2        | 0        | 0        | 1        | 3        | 0        | 0        | 0        | 0        | 0        | 0        | 0        | .667        | 1.667       | 2.333       | 0        |
| 2018      | CHI, COL      | .000        | 1        | 1         | 0        | 0        | 0        | 0        | 0        | 0        | 0        | 0        | 0        | 1        | 0        | 0        | 0        | .000        | .000        | .000        | 0        |
| 2020      | CHI, MIA      | .000        | 2        | 4         | 0        | 0        | 0        | 0        | 0        | 0        | 0        | 0        | 0        | 3        | 1        | 0        | 0        | .429        | .000        | .429        | 0        |
| 2021      | BOS, NYY      | .333        | 1        | 3         | 2        | 1        | 0        | 0        | 1        | 1        | 0        | 0        | 0        | 1        | 0        | 0        | 0        | .500        | 1.333       | 1.833       | 0        |
| 2022      | PHI, STL      | .000        | 2        | 7         | 0        | 0        | 0        | 0        | 0        | 2        | 0        | 2        | 0        | 0        | 4        | 0        | 0        | .000        | .000        | .000        | 0        |
| <b>WC</b> | <b>Totals</b> | <b>.167</b> | <b>7</b> | <b>18</b> | <b>3</b> | <b>3</b> | <b>0</b> | <b>0</b> | <b>2</b> | <b>6</b> | <b>0</b> | <b>2</b> | <b>0</b> | <b>4</b> | <b>6</b> | <b>0</b> | <b>0</b> | <b>.292</b> | <b>.500</b> | <b>.792</b> | <b>0</b> |

## SCHWARBER'S DIVISION SERIES STATISTICS

| YEAR      | CLUB, OPP     | AVG                    | G         | AB        | R         | H         | 2B       | 3B       | HR       | RBI      | SH       | SF       | HP       | BB       | SO        | SB       | CS       | OBP         | SLG         | OPS         | E        |
|-----------|---------------|------------------------|-----------|-----------|-----------|-----------|----------|----------|----------|----------|----------|----------|----------|----------|-----------|----------|----------|-------------|-------------|-------------|----------|
| 2015      | CHI, STL      | .500                   | 4         | 10        | 3         | 5         | 0        | 0        | 2        | 2        | 0        | 0        | 0        | 2        | 3         | 0        | 0        | .583        | 1.100       | 1.683       | 0        |
| 2016      | CHI, SF       | Injured – Did not play |           |           |           |           |          |          |          |          |          |          |          |          |           |          |          |             |             |             |          |
| 2017      | CHI, WSH      | .200                   | 3         | 5         | 1         | 1         | 0        | 0        | 0        | 0        | 0        | 0        | 0        | 1        | 3         | 0        | 0        | .333        | .200        | .533        | 2        |
| 2021      | BOS, TB       | .313                   | 4         | 16        | 4         | 5         | 0        | 0        | 1        | 1        | 0        | 0        | 2        | 4        | 1         | 0        | 0        | .389        | .500        | .889        | 1        |
| 2022      | PHI, ATL      | .077                   | 4         | 13        | 2         | 1         | 0        | 0        | 0        | 0        | 0        | 0        | 2        | 3        | 4         | 0        | 0        | .333        | .077        | .410        | 0        |
| <b>DS</b> | <b>Totals</b> | <b>.273</b>            | <b>15</b> | <b>44</b> | <b>10</b> | <b>12</b> | <b>0</b> | <b>0</b> | <b>3</b> | <b>3</b> | <b>0</b> | <b>0</b> | <b>0</b> | <b>8</b> | <b>14</b> | <b>1</b> | <b>0</b> | <b>.407</b> | <b>.477</b> | <b>.884</b> | <b>3</b> |

## SCHWARBER'S LEAGUE CHAMPIONSHIP SERIES STATISTICS

| YEAR       | CLUB, OPP     | AVG                    | G         | AB        | R         | H         | 2B       | 3B       | HR       | RBI       | SH       | SF       | HP       | BB        | SO        | SB       | CS       | OBP         | SLG         | OPS         | E        |
|------------|---------------|------------------------|-----------|-----------|-----------|-----------|----------|----------|----------|-----------|----------|----------|----------|-----------|-----------|----------|----------|-------------|-------------|-------------|----------|
| 2015       | CHI, NYM      | .143                   | 4         | 14        | 2         | 2         | 0        | 0        | 2        | 3         | 0        | 0        | 0        | 2         | 5         | 0        | 0        | .250        | .571        | .821        | 0        |
| 2016       | CHI, LAD      | Injured – Did not play |           |           |           |           |          |          |          |           |          |          |          |           |           |          |          |             |             |             |          |
| 2017       | CHI, LAD      | .167                   | 4         | 12        | 1         | 2         | 0        | 0        | 1        | 1         | 0        | 0        | 0        | 2         | 2         | 0        | 0        | .286        | .417        | .702        | 0        |
| 2021       | BOS, HOU      | .120                   | 6         | 25        | 2         | 3         | 1        | 0        | 1        | 4         | 0        | 0        | 0        | 2         | 7         | 0        | 0        | .185        | .280        | .465        | 1        |
| 2022       | PHI, SD       | .400                   | 5         | 15        | 6         | 6         | 0        | 0        | 3        | 4         | 0        | 0        | 0        | 6         | 3         | 2        | 0        | .400        | 1.000       | 1.571       | 0        |
| <b>LCS</b> | <b>Totals</b> | <b>.197</b>            | <b>19</b> | <b>66</b> | <b>11</b> | <b>13</b> | <b>1</b> | <b>0</b> | <b>7</b> | <b>12</b> | <b>0</b> | <b>0</b> | <b>0</b> | <b>12</b> | <b>17</b> | <b>2</b> | <b>0</b> | <b>.321</b> | <b>.530</b> | <b>.851</b> | <b>1</b> |

## SCHWARBER'S WORLD SERIES STATISTICS

| YEAR      | CLUB, OPP     | AVG         | G         | AB        | R        | H         | 2B       | 3B       | HR       | RBI      | SH       | SF       | HP       | BB       | SO        | SB       | CS       | OBP         | SLG         | OPS          | E        |
|-----------|---------------|-------------|-----------|-----------|----------|-----------|----------|----------|----------|----------|----------|----------|----------|----------|-----------|----------|----------|-------------|-------------|--------------|----------|
| 2016      | CHI, CLE      | .412        | 5         | 17        | 2        | 7         | 1        | 0        | 0        | 2        | 0        | 0        | 0        | 3        | 4         | 1        | 0        | .500        | .471        | .971         | 0        |
| 2022      | PHI, HOU      | .250        | 6         | 20        | 5        | 5         | 0        | 0        | 3        | 4        | 0        | 0        | 0        | 6        | 7         | 1        | 0        | .423        | .700        | 1.123        | 1        |
| <b>WS</b> | <b>Totals</b> | <b>.324</b> | <b>11</b> | <b>37</b> | <b>7</b> | <b>12</b> | <b>1</b> | <b>0</b> | <b>3</b> | <b>6</b> | <b>0</b> | <b>0</b> | <b>0</b> | <b>9</b> | <b>11</b> | <b>2</b> | <b>0</b> | <b>.457</b> | <b>.595</b> | <b>1.052</b> | <b>1</b> |

## SCHWARBER'S ALL-STAR GAME STATISTICS

| YEAR | CLUB, SITE | AVG                    | G | AB | R | H | 2B | 3B | HR | RBI | SH | SF | HP | BB | SO | SB | CS | OBP  | SLG  | OPS  | E |
|------|------------|------------------------|---|----|---|---|----|----|----|-----|----|----|----|----|----|----|----|------|------|------|---|
| 2021 | NL, COL    | Injured – Did not play |   |    |   |   |    |    |    |     |    |    |    |    |    |    |    |      |      |      |   |
| 2022 | NL, LAD    | .000                   | 1 | 2  | 0 | 0 | 0  | 0  | 0  | 0   | 0  | 0  | 0  | 0  | 1  | 0  | 0  | .000 | .000 | .000 | 0 |

## SCHWARBER'S CAREER TRANSACTIONS

- Selected by Chicago Cubs in 1st round (4th overall) of 2014 MLB Draft
- On injured list with a torn ACL and LCL in his left knee and severely sprained left ankle, April 8, 2016 through the remainder of the season
- Signed by Washington Nationals as a free agent, January 9, 2021
- On COVID-related injured list, April 6-11, 2021
- On injured list with a right hamstring strain, July 3-August 12, 2021; included rehab assignment to Pawtucket, August 12
- Traded to Boston Red Sox for Aldo Ramirez (rhp), July 29, 2021
- Signed by Philadelphia as a free agent, March 20, 2022

## SCHWARBER'S CAREER FIELDING

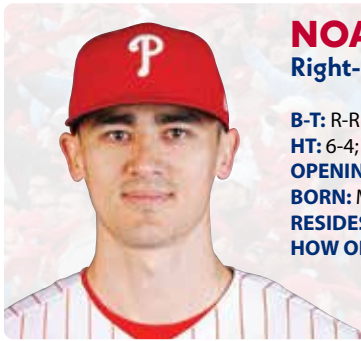
| POSITION   | PCT  | G   | PO  | A  | E  | TC   | DP | PB |
|------------|------|-----|-----|----|----|------|----|----|
| Catcher    | .969 | 26  | 120 | 7  | 4  | 131  | 1  | 2  |
| First base | .985 | 11  | 65  | 1  | 1  | 67   | 8  |    |
| Outfield   | .983 | 689 | 977 | 36 | 17 | 1030 | 4  |    |

## SCHWARBER'S GAME HIGHS

**HITS:** 4 – 3 times, last: 6/8/22 at MIL... **RUNS:** 4 – 2 times, last: 9/22/21 vs NYM... **DOUBLES:** 2 – 10 times, last: 6/8/22 at MIL... **TRIPLES:** 1... **HOME RUNS:** 3 – 6/20/21 vs NYM... **RBI:** 7 – 7/28/19 at MIL... **WALKS:** 4 – 3 times, last: 8/26/21 vs MIN... **STOLEN BASES:** 2 – 5/13/18 vs CWS... **HITTING STREAK:** 8 games – 2 times, last: 9/19-28/19

## SCHWARBER'S NOTABLE HOMERS

**GRAND SLAMS:** 4 – 6/13/17 vs STL (Mike Leake); 7/28/19 at MIL (Zach Davies); 9/5/19 at MIL (Drew Pomeranz); 8/30/20 at CIN (Jose De Leon)... **INSIDE-THE-PARK HR:** None... **LEADOFF HR:** 20 – 5/24/19 vs CIN (Anthony DeSclafani); 5/29/19 at HOU (Wade Miley); 6/13/19 at LAD (Clayton Kershaw); 6/18/19 vs CWS (Ivan Nova); 6/27/19 vs ATL (Bryse Wilson); 6/12/21 vs SF (gm 1) (Kevin Gausman); 6/13/21 vs SF (Johnny Cueto); 6/19/21 vs NYM (gm 2) (Robert Gsellman); 6/20/21 vs NYM (Taijuan Walker); 6/24/21 at MIA (Cody Poteet); 6/28/21 vs NYM (Jerad Eickhoff); 6/29/21 vs TB (Rich Hill); 9/3/21 vs CLE (Cal Quantrill); 4/8/22 vs OAK (Frankie Montas); 6/3/22 vs LAA (Chase Silseth); 7/5/22 vs WSH (Paolo Espino); 7/22/22 vs CHI (Justin Steele); 9/25/22 vs ATL (Charlie Morton); 10/1/22 at WSH (gm 2) (Tommy Romero); 10/3/22 at HOU (Lance McCullers Jr.)... **PINCH HR:** 1 – 6/11/17 vs COL (Jordan Lyles)... **WALK-OFF HR:** 3 – 7/16/19 vs CIN (Raisel Iglesias); 4/16/21 vs ARI (Alex Young); 4/30/21 vs MIA (Yimi Garcia)



## NOAH SONG

Right-Handed Pitcher

52

**B-T:** R-R  
**HT:** 6-4; **WT:** 198  
**OPENING DAY AGE:** 25  
**BORN:** May 28, 1997, Pomona, CA  
**RESIDES:** Claremont, CA  
**HOW OBTAINED:** Selected from Boston Red Sox in Rule 5 draft, 12/7/22

2023 PHILLIES

### 2020-22

- Did not pitch due to military service

### 2019

- Began pro career with Lowell (A) in BOS' system
- Did not allow a run in his first 11.0 IP
- Helped Lowell to win the New York-Penn League Stedler Division and made two postseason starts
- Following the season, pitched for Team USA in the Premier12 Tournament

### PERSONAL

Noah Song... 2019 graduate of United States Naval Academy (MD), where he went 32-13 with a 2.37 ERA in 58 career appearances (54 starts)... Graduated as the program's all-time leader in wins, strikeouts (428) and innings pitched (334.1), while his nine shutouts are tied for the most in school history... Earned the 2019 NAAA Sword for Men, presented to the midshipman of the graduating class declared by the Association's Athletic Committee to have personally excelled in athletics during his years of varsity competition... Posted a 1.92 ERA as a junior and a 1.44 ERA as a senior... In 2019, led Division I with a program-record 15.41 SO/9.0 IP and set the Navy record for strikeouts in a season (161)... Following his senior season, was named the Perfect Game Pitcher of the Year... Was the first Navy player selected as a First-Team All-American, honored by *Baseball America*, among others... 2015 graduate of Claremont High School... **Signed by:** Reed Gragnani

### NOAH SONG'S CAREER STATISTICS

| YEAR                 | CLUB                             | W-L        | ERA         | G        | GS       | CG       | SHO      | SV       | IP          | H         | R        | ER       | HR       | HB       | BB       | SO        | WP       | BK       | AVG         |
|----------------------|----------------------------------|------------|-------------|----------|----------|----------|----------|----------|-------------|-----------|----------|----------|----------|----------|----------|-----------|----------|----------|-------------|
| 2019                 | Lowell                           | 0-0        | 1.06        | 7        | 7        | 0        | 0        | 0        | 17.0        | 10        | 2        | 2        | 0        | 0        | 5        | 19        | 2        | 0        | .167        |
| 2020                 | Did not pitch – military service |            |             |          |          |          |          |          |             |           |          |          |          |          |          |           |          |          |             |
| 2021                 | Did not pitch – military service |            |             |          |          |          |          |          |             |           |          |          |          |          |          |           |          |          |             |
| 2022                 | Did not pitch – military service |            |             |          |          |          |          |          |             |           |          |          |          |          |          |           |          |          |             |
| <b>Minors Totals</b> |                                  | <b>0-0</b> | <b>1.06</b> | <b>7</b> | <b>7</b> | <b>0</b> | <b>0</b> | <b>0</b> | <b>17.0</b> | <b>10</b> | <b>2</b> | <b>2</b> | <b>0</b> | <b>0</b> | <b>5</b> | <b>19</b> | <b>2</b> | <b>0</b> | <b>.167</b> |

### SONG'S CAREER TRANSACTIONS

- Selected by Boston Red Sox in 4th round of 2019 MLB Draft
- Selected by Philadelphia in Rule 5 draft, December 7, 2022



## EDMUNDO SOSA

Infielder

33

**B-T:** R-R

**HT:** 6-0; **WT:** 200


**OPENING DAY AGE:** 27

**BORN:** March 6, 1996, Panama City, Panama

**RESIDES:** Panama City, Panama

**ML SERVICE:** 2 years, 140 days

**HOW OBTAINED:** Acquired from St. Louis Cardinals for JoJo Romero, 7/30/22

 @edmundososaa

### 2022

- Began the season with STL
- Acquired by the Phillies on 7/30 from STL for LHP JoJo Romero
- Played in his first game with the Phillies on 8/2 at ATL (defensive replacement at 3rd base; 0-0, HBP)
- Made 14 starts with the Phillies: seven at 3rd base and seven at SS
- The Phillies went 11-3 (.786) in his 14 starts
- Tallied nine Outs Above Average (OAA) as an infielder, according to Statcast data
- On 8/13 at NYM, became only the sixth Phillie since 1900 with two SB and zero PA in a game
- Reached base safely in 11 consecutive plate appearances over a span of four starts, 8/31-9/9
- Homered in consecutive games, 9/6-7, for the first time in his career; over that two-game span, went 5-for-5 with two home runs, four RBI and three runs scored
- Was on the 10-day IL from 9/16-end of the regular season with a right hamstring strain
- Started four games for the Phillies in the postseason, including Game 2 and Game 6 of the World Series at HOU
- While playing 3rd base, made the final out in the Phillies' win in Game 2 of the NLWCS on 10/8 at STL
- Collected his first career postseason hit (double) and RBI in Game 1 of the NLDS on 10/11 at ATL

### 2021

- Among all NL players, was 4th in HBP (17)
- Set a career high with 113 games played and set career marks in most offensive categories
- Per FanGraphs, tallied eight Defensive Runs Saved (DRS) in 518.0 innings at shortstop, which ranked T-7th among all MLB shortstops
- Went 4-for-6 with three runs, two triples and five RBI on 8/28 at PIT
- Slashed .364/.453/.618 (1.071 OPS) in 22 games over 64 plate appearances in August
- Started at shortstop for STL in the Wild Card Game on 10/6 at LAD
- Following the season, played for Aguilas in the Dominican Winter League

### 2020

- Did not play

### 2019

- Played most of the season with Memphis (AAA)
- Had two stints with STL: 7/16-18 and 9/2 through the remainder of the season
- Collected his first ML hit on 7/18 at CIN with a pinch single (Jimmy Herget)

### 2018

- Began the season with Springfield (AA)
- Promoted to Memphis on 6/23
- Recalled by STL on 9/23 and made his ML debut that night vs SF; collected his first career walk and run scored after entering the game as a pinch-hitter in the eighth inning

### 2017

- Spent most of the season with Palm Beach (A)
- Had two stints on the IL: 6/1-16 (sprained right ankle) and 6/18-8/25 (sprained left wrist)
- Following the season, played for Surprise in the Arizona Fall League and hit .305 with seven RBI

### 2016

- Played for Panama in the qualifying round of the World Baseball Classic
- Named a Midwest League midseason All-Star
- Was on the IL with a left wrist injury, 8/1 through the end of the season

### 2015

- Named an Appalachian League postseason All-Star
- Spent the season with Johnson City (R)
- Collected 19 extra-base hits and posted a .485 SLG in 49 games
- Hit two HR on 8/18 at Greenville
- Following the season, was named the No. 7 prospect in STL's minor league system by *Baseball America*

### 2014

- Spent majority of the season with Gulf Coast League Cardinals (R)
- Appeared in three games for State College (A) after being promoted on 8/30

### 2013

- Began pro career with Dominican Summer League Cardinals (R)
- Had 22 walks to 15 strikeouts while posting a .396 OBP in 47 games

### PERSONAL

Edmundo Israel Sosa... Married Daira Vega (7/3/19); has one daughter, Naya Kaela (3/2/21)... Led Panama Metro to junior national titles in 2012 and 2013... Represented Panama at the 18U World Championships in South Korea in 2012



## EDMUNDO SOSA'S CAREER STATISTICS

| YEAR      | CLUB                 | AVG         | G          | AB          | R          | H          | 2B        | 3B        | HR        | RBI        | SH        | SF        | HP        | BB         | SO         | SB        | CS        | OBP         | SLG         | OPS         | E         |
|-----------|----------------------|-------------|------------|-------------|------------|------------|-----------|-----------|-----------|------------|-----------|-----------|-----------|------------|------------|-----------|-----------|-------------|-------------|-------------|-----------|
| 2013      | DSL Cardinals        | .314        | 47         | 169         | 33         | 53         | 8         | 3         | 3         | 27         | 1         | 3         | 3         | 22         | 15         | 7         | 5         | .396        | .450        | .846        | 14        |
| 2014      | GCL Cardinals        | .275        | 52         | 207         | 37         | 57         | 8         | 5         | 1         | 23         | 1         | 3         | 4         | 18         | 29         | 8         | 5         | .341        | .377        | .717        | 11        |
|           | State College        | .200        | 3          | 5           | 0          | 1          | 0         | 0         | 0         | 0          | 0         | 0         | 0         | 2          | 0          | 0         | 0         | .200        | .200        | .400        | 1         |
| 2015      | Johnson City         | .300        | 49         | 200         | 30         | 60         | 8         | 4         | 7         | 16         | 1         | 0         | 6         | 16         | 38         | 6         | 2         | .369        | .485        | .854        | 7         |
| 2016      | Peoria               | .268        | 88         | 351         | 42         | 94         | 13        | 1         | 3         | 30         | 3         | 3         | 2         | 19         | 71         | 5         | 4         | .307        | .336        | .643        | 15        |
|           | Palm Beach           | .294        | 9          | 34          | 3          | 10         | 0         | 2         | 0         | 4          | 0         | 0         | 1         | 8          | 0          | 0         | 0         | .314        | .412        | .726        | 0         |
| 2017      | Springfield          | .000        | 1          | 4           | 0          | 0          | 0         | 0         | 0         | 0          | 0         | 0         | 1         | 0          | 0          | 0         | 0         | .200        | .000        | .200        | 0         |
|           | GCL Cardinals        | .364        | 6          | 22          | 7          | 8          | 1         | 0         | 1         | 2          | 0         | 0         | 0         | 1          | 2          | 0         | 0         | .391        | .545        | .937        | 0         |
| 2018      | Palm Beach           | .285        | 51         | 193         | 25         | 55         | 10        | 1         | 0         | 14         | 4         | 1         | 1         | 12         | 34         | 3         | 0         | .329        | .347        | .676        | 12        |
|           | ST. LOUIS            | .000        | 3          | 2           | 1          | 0          | 0         | 0         | 0         | 0          | 0         | 0         | 1         | 1          | 0          | 0         | 0         | .333        | .000        | .000        | 0         |
| 2019      | Memphis              | .262        | 56         | 191         | 31         | 50         | 13        | 0         | 5         | 27         | 0         | 1         | 4         | 13         | 42         | 5         | 2         | .321        | .408        | .729        | 5         |
|           | Springfield          | .276        | 67         | 261         | 34         | 72         | 17        | 1         | 7         | 32         | 2         | 2         | 4         | 9          | 52         | 1         | 2         | .308        | .429        | .737        | 11        |
| 2020      | ST. LOUIS            | .250        | 8          | 8           | 2          | 2          | 0         | 0         | 0         | 0          | 0         | 1         | 1         | 2          | 1          | 0         | 0         | .400        | .250        | .650        | 0         |
|           | Memphis              | .291        | 118        | 453         | 70         | 132        | 18        | 5         | 17        | 62         | 4         | 6         | 16        | 17         | 96         | 2         | 3         | .335        | .466        | .801        | 13        |
| 2021      | Did not play         |             |            |             |            |            |           |           |           |            |           |           |           |            |            |           |           |             |             |             |           |
| 2021      | ST. LOUIS            | .271        | 113        | 288         | 39         | 78         | 8         | 4         | 6         | 27         | 1         | 2         | 17        | 17         | 63         | 4         | 4         | .346        | .389        | .735        | 11        |
| 2022      | ST. LOUIS            | .189        | 53         | 122         | 17         | 23         | 4         | 3         | 0         | 8          | 0         | 0         | 5         | 4          | 38         | 3         | 1         | .244        | .270        | .514        | 3         |
|           | Springfield+         | .375        | 2          | 8           | 1          | 3          | 0         | 0         | 0         | 0          | 0         | 0         | 1         | 0          | 0          | 0         | 0         | .444        | .375        | .819        | 0         |
|           | PHILLIES             | .315        | 25         | 54          | 9          | 17         | 7         | 1         | 2         | 13         | 1         | 1         | 2         | 1          | 12         | 3         | 0         | .345        | .593        | .938        | 1         |
|           | STL/PHI              | .227        | 78         | 176         | 26         | 40         | 11        | 4         | 2         | 21         | 1         | 1         | 7         | 5          | 50         | 6         | 1         | .275        | .369        | .644        | 4         |
|           | <b>Minors Totals</b> | <b>.284</b> | <b>549</b> | <b>2098</b> | <b>313</b> | <b>595</b> | <b>96</b> | <b>22</b> | <b>44</b> | <b>237</b> | <b>16</b> | <b>19</b> | <b>41</b> | <b>129</b> | <b>389</b> | <b>37</b> | <b>23</b> | <b>.334</b> | <b>.413</b> | <b>.747</b> | <b>89</b> |
| <b>ML</b> | <b>Totals</b>        | <b>.253</b> | <b>202</b> | <b>474</b>  | <b>68</b>  | <b>120</b> | <b>19</b> | <b>8</b>  | <b>8</b>  | <b>48</b>  | <b>2</b>  | <b>3</b>  | <b>25</b> | <b>24</b>  | <b>116</b> | <b>11</b> | <b>5</b>  | <b>.321</b> | <b>.378</b> | <b>.699</b> | <b>15</b> |

+ Rehab assignment

2023 PHILLIES

## SOSA'S WILD CARD SERIES STATISTICS

| YEAR      | CLUB, OPP     | AVG         | G        | AB       | R        | H        | 2B       | 3B       | HR       | RBI      | SH       | SF       | HP       | BB       | SO       | SB       | CS       | OBP         | SLG         | OPS         | E        |
|-----------|---------------|-------------|----------|----------|----------|----------|----------|----------|----------|----------|----------|----------|----------|----------|----------|----------|----------|-------------|-------------|-------------|----------|
| 2021      | STL, LAD      | .000        | 1        | 4        | 0        | 0        | 0        | 0        | 0        | 0        | 0        | 0        | 0        | 0        | 1        | 0        | 0        | .000        | .000        | .000        | 0        |
| 2022      | PHI, STL      | ---         | 2        | 0        | 1        | 0        | 0        | 0        | 0        | 0        | 0        | 0        | 0        | 0        | 0        | 0        | 0        | ---         | ---         | ---         | 0        |
| <b>WC</b> | <b>Totals</b> | <b>.000</b> | <b>3</b> | <b>4</b> | <b>1</b> | <b>0</b> | <b>0</b> | <b>0</b> | <b>0</b> | <b>0</b> | <b>0</b> | <b>0</b> | <b>0</b> | <b>0</b> | <b>1</b> | <b>0</b> | <b>0</b> | <b>.000</b> | <b>.000</b> | <b>.000</b> | <b>0</b> |

## SOSA'S DIVISION SERIES STATISTICS

| YEAR | CLUB, OPP | AVG  | G | AB | R | H | 2B | 3B | HR | RBI | SH | SF | HP | BB | SO | SB | CS | OBP  | SLG   | OPS   | E |
|------|-----------|------|---|----|---|---|----|----|----|-----|----|----|----|----|----|----|----|------|-------|-------|---|
| 2022 | PHI, ATL  | .500 | 2 | 2  | 1 | 1 | 1  | 0  | 0  | 1   | 0  | 1  | 0  | 1  | 0  | 0  | 0  | .500 | 1.000 | 1.500 | 0 |

## SOSA'S LEAGUE CHAMPIONSHIP SERIES STATISTICS

| YEAR | CLUB, OPP | AVG  | G | AB | R | H | 2B | 3B | HR | RBI | SH | SF | HP | BB | SO | SB | CS | OBP  | SLG  | OPS   | E |
|------|-----------|------|---|----|---|---|----|----|----|-----|----|----|----|----|----|----|----|------|------|-------|---|
| 2022 | PHI, SD   | .500 | 4 | 2  | 0 | 1 | 0  | 0  | 0  | 1   | 0  | 0  | 0  | 0  | 1  | 0  | 0  | .500 | .500 | 1.000 | 0 |

## SOSA'S WORLD SERIES STATISTICS

| YEAR | CLUB, OPP | AVG  | G | AB | R | H | 2B | 3B | HR | RBI | SH | SF | HP | BB | SO | SB | CS | OBP  | SLG  | OPS  | E |
|------|-----------|------|---|----|---|---|----|----|----|-----|----|----|----|----|----|----|----|------|------|------|---|
| 2022 | PHI, HOU  | .000 | 4 | 4  | 0 | 0 | 0  | 0  | 0  | 0   | 0  | 0  | 0  | 0  | 3  | 0  | 0  | .000 | .000 | .000 | 1 |

## SOSA'S CAREER TRANSACTIONS

- Signed by St. Louis Cardinals as an amateur free agent, July 2, 2017
- Traded to Philadelphia for JoJo Romero (lhp), July 30, 2022
- On injured list with a right hamstring strain, September 16-October 5, 2022

## SOSA'S CAREER FIELDING

| POSITION    | PCT   | G   | PO  | A   | E  | TC  | DP |
|-------------|-------|-----|-----|-----|----|-----|----|
| Second base | .988  | 31  | 39  | 41  | 1  | 81  | 14 |
| Third base  | 1.000 | 31  | 21  | 44  | 0  | 65  | 2  |
| Shortstop   | .965  | 113 | 127 | 254 | 14 | 395 | 48 |
| Outfield    | 1.000 | 2   | 1   | 0   | 0  | 1   | 0  |

## SOSA'S GAME HIGHS

**HITS:** 4 – 8/28/21 at PIT... **RUNS:** 3 – 2 times, last: 9/3/21 at MIL... **DOUBLES:** 2 – 2 times, last: 8/31/22 at ARI... **TRIPLES:** 2 – 8/28/21 at PIT... **HOME RUNS:** 1... **RBI:** 5 – 8/28/21 at PIT... **WALKS:** 1... **STOLEN BASES:** 2 – 8/13/22 at NYM... **HITTING STREAK:** 8 games – 5/18-26/21



## GREGORY SOTO

Left-Handed Pitcher

30

**B-T:** L-L

**HT:** 6-1; **WT:** 234

**OPENING DAY AGE:** 28

**BORN:** February 11, 1995, Haina, DR

**RESIDES:** Nigua, DR

**ML SERVICE:** 3 years, 102 days

**HOW OBTAINED:** Acquired from Detroit Tigers with Kody Clemens for Nick Maton, Donny Sands and Matt Vierling, 1/7/23

@gregsoto\_30

@Gregsoto30

### 2022

- Selected to his second consecutive AL All-Star team, the first DET reliever with consecutive appearances since José Valverde, 2010-11
- Ranked 5th in the AL and 10th in MLB with 30 saves, a career high
- Did not allow an earned run over 12 appearances (12.0 IP), 5/13-6/8
- Notched his 30th save of the season on 10/2 vs MIN, marking the first 30-save season by a DET pitcher since 2018 (Shane Greene, 32)
- Finished the season as the only ML pitcher with at least 45 saves over the past two seasons (2021-22) with four or fewer blown saves (48-for-52)
- Per Statcast, averaged 98.7 mph on his four-seam fastball, the hardest of his career

### 2021

- Selected to the AL All-Star team, his first career appearance
- Ranked 9th in the AL in saves (18)
- Earned his first ML win, 4/6 vs MIN
- Posted a 0.53 ERA (1 ER, 17.0 IP), 20 SO over 17 games, 5/17-6/30
- Had a career-best 11.0-inning scoreless streak, 6/4-30
- Earned his first multi-inning save, 9/5 at CIN
- Was placed on the IL on 9/18 with a left finger fracture, missing the remainder of the season
- Converted 18 of his 19 save opportunities (94.7%), including 11 straight to end the season
- Limited opponents to a .198 AVG (46-232), the lowest by a DET pitcher (min. 60.0 IP) since 2013 (Joaquin Benoit, .197)
- Averaged 98.2 mph on both his four-seam fastball and sinker, per Statcast

### 2020

- Began the season with a 10.1-inning scoreless streak, striking out 14
- Held opponents scoreless in 22 of his 26 outings
- Earned his first career save on 8/29 vs MIN (gm 2)
- Tossed 20.1 of his 23.0 innings in the seventh through ninth innings

### 2019

- Had four stints with DET (5/11, 5/15-24, 6/15-16 and 7/20-end of season)
- Also appeared in 10 games between Lakeland (A), Erie (AA) and Toledo (AAA)

- Made his ML debut in a start on 5/11 at MIN (gm 2) and struck out Ehire Adrianza for his first career strikeout
- Picked up his first two ML hits in his first two career plate appearances, 5/24 at NYM off Noah Syndergaard
- It was just the sixth multi-hit game by a DET pitcher since Interleague play began and first by a DET rookie since 2009 (Rick Porcello)
- Nine of his 10 outings from 8/14-9/8 were scoreless

### 2018

- Spent entire season with Lakeland
- Ranked 4th in the Florida State League in OPP AVG (.235) and 5th in strikeouts (115)
- Allowed two earned runs or fewer in six straight starts, 6/12-7/13, posting a 1.98 ERA (6 ER, 27.1 IP)
- Following the season, made seven starts for Mesa in the Arizona Fall League

### 2017

- Named DET's Minor League Pitcher of the Year after combining to go 12-2 with a 2.25 ERA (31 ER, 124.0 IP), 144 SO in 23 starts across two levels
- Selected to the Midwest League midseason and postseason All-Star teams
- Was 7th in the MWL in wins (7) and 10th in strikeouts (116)
- Began season with West Michigan (A)
- Struck out 12 batters on 5/20 at Lake County
- Promoted to Lakeland on 8/4 and allowed two runs or fewer in each of his five starts

### 2016

- Spent entire season with Connecticut (A)
- Was T-2nd in the New York-Penn League in starts (15), T-6th in strikeouts (62) and T-9th in innings (71.1)
- Went 3-1 with a 2.45 ERA (9 ER, 33.0 IP) in six August starts
- Held LHH to a .194 AVG (19-98)

### 2015

- Began season with Gulf Coast League Tigers (R)
- Promoted to Connecticut on 6/18 for a brief stint

### 2014

- Spent second season with Dominican Summer League Tigers (R)
- Went 3-0, 0.55 ERA (1 ER, 16.1 IP) and 20 strikeouts in August

## 2013

- Began pro career with DSL Tigers
- Earned his first pro win and recorded his first 10-strikeout game, 6/10 vs DSL Rojos

## PERSONAL

Gregory Soto... Married, wife's name is Raengel; has two sons, Yadiel and Grencell... **Signed by:** Carlos Santana and Ramon Perez

## GREGORY SOTO'S CAREER STATISTICS

| YEAR                 | CLUB          | W-L          | ERA         | G          | GS        | CG       | SHO      | SV        | IP           | H          | R          | ER         | HR        | HB        | BB         | SO         | WP        | BK       | AVG         |
|----------------------|---------------|--------------|-------------|------------|-----------|----------|----------|-----------|--------------|------------|------------|------------|-----------|-----------|------------|------------|-----------|----------|-------------|
| 2013                 | DSL Tigers    | 1-2          | 4.82        | 16         | 12        | 0        | 0        | 0         | 37.1         | 29         | 22         | 20         | 1         | 4         | 36         | 51         | 14        | 1        | .227        |
| 2014                 | DSL Tigers    | 5-3          | 3.20        | 16         | 10        | 0        | 0        | 0         | 50.2         | 41         | 24         | 18         | 0         | 7         | 25         | 57         | 8         | 2        | .224        |
| 2015                 | GCL Tigers    | 2-4          | 2.19        | 9          | 5         | 0        | 0        | 0         | 37.0         | 34         | 20         | 9          | 0         | 2         | 25         | 40         | 10        | 0        | .250        |
|                      | Connecticut   | 0-1          | 22.50       | 2          | 1         | 0        | 0        | 0         | 2.0          | 1          | 6          | 5          | 0         | 1         | 6          | 5          | 5         | 0        | .143        |
| 2016                 | Connecticut   | 3-2          | 3.03        | 15         | 15        | 0        | 0        | 0         | 71.1         | 68         | 29         | 24         | 1         | 3         | 34         | 62         | 11        | 1        | .256        |
| 2017                 | West Michigan | 10-1         | 2.25        | 18         | 18        | 0        | 0        | 0         | 96.0         | 70         | 29         | 24         | 3         | 4         | 54         | 116        | 6         | 0        | .204        |
|                      | Lakeland      | 2-1          | 2.25        | 5          | 5         | 0        | 0        | 0         | 28.0         | 27         | 8          | 7          | 1         | 0         | 11         | 28         | 2         | 0        | .267        |
| 2018                 | Lakeland      | 8-8          | 4.45        | 25         | 23        | 0        | 0        | 0         | 113.1        | 101        | 67         | 56         | 4         | 11        | 70         | 115        | 13        | 2        | .235        |
| 2019                 | Lakeland      | 0-0          | 6.75        | 1          | 1         | 0        | 0        | 0         | 4.0          | 4          | 3          | 3          | 0         | 1         | 2          | 5          | 0         | 0        | .286        |
|                      | Erie          | 0-1          | 2.03        | 3          | 3         | 0        | 0        | 0         | 13.1         | 10         | 3          | 3          | 2         | 1         | 4          | 12         | 1         | 1        | .204        |
|                      | Toledo        | 0-3          | 6.94        | 6          | 5         | 0        | 0        | 0         | 23.1         | 25         | 19         | 18         | 2         | 2         | 13         | 30         | 9         | 0        | .266        |
|                      | DETROIT       | 0-5          | 5.77        | 33         | 7         | 0        | 0        | 0         | 57.2         | 74         | 39         | 37         | 9         | 0         | 33         | 45         | 5         | 0        | .308        |
| 2020                 | DETROIT       | 0-1          | 4.30        | 27         | 0         | 0        | 0        | 2         | 23.0         | 16         | 11         | 11         | 2         | 2         | 13         | 29         | 3         | 0        | .193        |
| 2021                 | DETROIT       | 6-3          | 3.39        | 62         | 0         | 0        | 0        | 18        | 63.2         | 46         | 30         | 24         | 7         | 1         | 40         | 76         | 11        | 1        | .198        |
| 2022                 | DETROIT       | 2-11         | 3.28        | 64         | 0         | 0        | 0        | 30        | 60.1         | 49         | 32         | 22         | 2         | 7         | 34         | 60         | 3         | 0        | .225        |
| <b>Minors Totals</b> |               | <b>31-26</b> | <b>3.53</b> | <b>116</b> | <b>98</b> | <b>0</b> | <b>0</b> | <b>0</b>  | <b>476.1</b> | <b>410</b> | <b>230</b> | <b>187</b> | <b>14</b> | <b>36</b> | <b>280</b> | <b>521</b> | <b>79</b> | <b>7</b> | <b>.234</b> |
| <b>ML</b>            | <b>Totals</b> | <b>8-20</b>  | <b>4.13</b> | <b>186</b> | <b>7</b>  | <b>0</b> | <b>0</b> | <b>50</b> | <b>204.2</b> | <b>185</b> | <b>112</b> | <b>94</b>  | <b>20</b> | <b>10</b> | <b>120</b> | <b>210</b> | <b>22</b> | <b>1</b> | <b>.239</b> |

## SOTO'S ALL-STAR GAME STATISTICS

| YEAR       | CLUB, SITE    | W-L        | ERA         | G        | GS       | CG       | SHO      | SV       | IP         | H        | R        | ER       | HR       | HB       | BB       | SO       | WP       | BK       | AVG         |
|------------|---------------|------------|-------------|----------|----------|----------|----------|----------|------------|----------|----------|----------|----------|----------|----------|----------|----------|----------|-------------|
| 2021       | AL, COL       | 0-0        | 9.00        | 1        | 0        | 0        | 0        | 0        | 1.0        | 1        | 1        | 1        | 1        | 0        | 0        | 0        | 0        | 0        | .250        |
| 2022       | AL, LAD       | 0-0        | 0.00        | 1        | 0        | 0        | 0        | 0        | 0.1        | 0        | 0        | 0        | 0        | 0        | 1        | 0        | 0        | 0        | .000        |
| <b>ASG</b> | <b>Totals</b> | <b>0-0</b> | <b>6.75</b> | <b>2</b> | <b>0</b> | <b>0</b> | <b>0</b> | <b>0</b> | <b>1.1</b> | <b>1</b> | <b>1</b> | <b>1</b> | <b>1</b> | <b>0</b> | <b>1</b> | <b>0</b> | <b>0</b> | <b>0</b> | <b>.167</b> |

## SOTO'S CAREER TRANSACTIONS

- Signed by Detroit Tigers as an amateur free agent, December 26, 2012
- On injured list with a left finger fracture, September 18, 2021 through the remainder of the season
- Traded to Philadelphia with Kody Clemens (inf) for Nick Maton (inf), Donny Sands (c) and Matt Vierling (of), January 7, 2023

## SOTO'S CAREER FIELDING

| POSITION | PCT  | G   | PO | A  | E | TC | DP |
|----------|------|-----|----|----|---|----|----|
| Pitcher  | .857 | 186 | 3  | 21 | 4 | 28 | 2  |

## SOTO'S GAME HIGHS

**LOW-HIT CG:** N/A... **SHUTOUTS:** N/A... **STRIKEOUTS:** 4 – 5 times, last: 7/26/22 vs SD... **WALKS:** 4 – 2 times, last: 7/26/21 at MIN vs CWS... **LONGEST OUTING:** 4.0 inn. – 4 times, last: 5/11/19 at MIN... **WINNING STREAK:** 3 games – 8/20/21-4/8/22... **LOSING STREAK:** 9 games – 6/5/22-current... **SCORELESS STREAK:** 11.0 inn. – 6/4-30/21



## BRYSON STOTT

### Second Baseman

5

**B-T:** L-R

**HT:** 6-2; **WT:** 195

**OPENING DAY AGE:** 25

**BORN:** October 6, 1997, Las Vegas, NV

**RESIDES:** Las Vegas, NV

**ML SERVICE:** 1 year

**HOW OBTAINED:** Selected by Phillies in 1st round (14th overall) of 2019 MLB Draft

@bryson\_stott10  
 @bryson\_stott10

## 2022

- Made his first Opening Day roster after being a non-roster invitee to ML spring training
- Optioned to Lehigh Valley (AAA) on 4/25 before being recalled on 5/7 for the remainder of the season
- Made 118 starts for the Phillies: 75 at SS, 41 at 2nd base and two at 3rd base
- Was one of four rookies with at least 10 HR and 12 SB, joining SEA's Julio Rodríguez, KC's Bobby Witt Jr. and ATL's Michael Harris II
- Per Statcast data, ranked in the 89th percentile in whiff percentage (17.2%) among qualifying ML hitters
- Slugged his first career HR on 6/3 vs LAA (Chase Silseth)
- Hit his first career walk-off HR on 6/5 vs LAA (Jimmy Herget)
- Recorded an eight-game hitting streak from 8/6-15, during which he posted a .455/.486/.576 slash line
- On 8/12 at NYM, became the first player ever to reach base safely four times against Max Scherzer in a game (3 H, HBP)
- On 9/10 vs WSH, became the first Phillies rookie to bat cleanup while starting a game at SS since Leo Norris did so on 5/11/1936 vs NYG
- Slashed .276/.331/.404 (.735 OPS) in 246 PA following the All-Star break after slashing .188/.255/.307 (.561 OPS) in 220 PA before the break
- On 10/7, became just the second rookie in franchise history ever to walk twice in a postseason game, joining Dave Bancroft (10/12/1915 at BOS)
- Became the first Phillies rookie ever to collect multiple XBH in a postseason game in Game 3 of the NLCS vs SD on 10/21
- Made his first career WS appearance in Game 1 on 10/28 at HOU (0-3, 2 BB); was the first rookie SS to walk twice in a WS game since NYY's Derek Jeter on 10/23/96 at ATL (Game 4)
- Drew a walk on 10 pitches (10/28) and 12 pitches (10/29) during the WS; per Elias, since 2000, the only other rookie to draw a 10-pitch walk in a WS game was SF's Joe Panik (11 pitches) on 10/28/14 at KC
- Led all Phillies with 4.61 pitches per plate appearance in the postseason (235 pitches/51 PA)
- Since 1988, when pitch tracking data became available, the only rookie with 50 plate appearances in a postseason who saw more pitches per plate appearance was NYY's Aaron Judge in 2017 (4.84 pitches/PA)

## 2021

- Was the recipient of the Paul Owens Award, presented annually to the organization's top minor league player
- Started at 2nd base for the NL team in the All-Star Futures Game at Coors Field
- Posted a .299/.390/.486 slash line with 26 2B, 2 3B, 16 HR, 49 RBI, 71 R, 65 BB and 10 SB in 112 combined games with Jersey Shore (A), Reading (AA) and Lehigh Valley
- Led all Phillies minor leaguers (min. 225 PA) in hits (125), runs, total bases (203), AVG, OBP and OPS (.876)
- Named an Organization All-Star by MiLB.com
- Was a non-roster invitee to ML spring training
- Began the season with Jersey Shore and was promoted to Reading, 6/1
- Promoted to Lehigh Valley, 9/22
- Among qualifying Double-A Northeast hitters, ranked 2nd in AVG (.301), 7th in OBP (.368) and 9th in OPS (.848)
- Named Phillies Minor League Hitter of the Month in both May and August, collecting the most hits (42) across the minors during the latter month
- Reached base safely in 31 of 32 games, 7/31-9/14, including a 19-game on-base streak, 8/15-9/14, during which he posted a .411/.477/.630 slash line
- Following the season, played for Peoria in the Arizona Fall League and posted a .318/.445/.489 slash line with 7 2B, 1 3B, 2 HR, 31 RBI, 20 R and 24 BB to 14 SO in 26 games
- Led the AFL in RBI & walks and was T-1st in games
- Reached base safely in all 26 of his games with Peoria
- Played in the AFL's Fall Stars Game
- Following the season, was named the No. 3 prospect and the best hitter for average in the Phillies minor league system by *Baseball America*; was also named the No. 67 prospect in baseball by the same publication
- Was also named the No. 97 prospect in baseball by MLB Pipeline

## 2020

- Appeared in one spring training game with the Phillies, 2/28 vs ATL
- Was added to the club's player pool, 7/29, and spent the remainder of the summer at the alternate training site in Lehigh Valley
- Following the season, was named the No. 3 prospect in the Phillies system by *Baseball America* for the second year in a row

**2019**

- Began his professional career with Gulf Coast League Phillies East (R) and was promoted to Williamsport (A) on 7/14
- Named a New York-Penn League All-Star
- Selected as Phillies Minor League Defender of the Month for July
- Chosen twice as Phillies Minor League Player of the Week: 7/8-14 and 8/5-11
- Slashed .324/.405/.490 in 28 August games
- Participated in Florida Instructional League
- Following the season, was named the No. 3 prospect in the Phillies system by *Baseball America*

**PERSONAL**

Bryson Jeremy Stott... 2016 graduate of Desert Oasis High School (NV)... Attended University of Nevada, Las Vegas... Was a semifinalist for the 2019 Golden Spikes Award and a finalist for the Brooks Wallace Award for the nation's top collegiate shortstop... During his sophomore campaign at UNLV, led the nation with 30 doubles... Batted .340 with 61 2B, 7 3B, 15 HR, 97 RBI, 157 R, 109 BB, 34 SB, .433 OBP and .515 SLG in 171 games over his three-year collegiate career... Became the first collegiate shortstop selected by the Phillies in the 1st round of the amateur draft since it was first held in 1965... **Hobby:** Golf... **Signed by:** Mike Garcia

**BRYSON STOTT'S CAREER STATISTICS**

| YEAR                 | CLUB           | AVG         | G          | AB         | R          | H          | 2B        | 3B       | HR        | RBI       | SH       | SF       | HP       | BB        | SO         | SB        | CS       | OBP         | SLG         | OPS         | E         |
|----------------------|----------------|-------------|------------|------------|------------|------------|-----------|----------|-----------|-----------|----------|----------|----------|-----------|------------|-----------|----------|-------------|-------------|-------------|-----------|
| 2019                 | GCL Phillies-E | .667        | 4          | 9          | 3          | 6          | 1         | 1        | 1         | 3         | 0        | 0        | 0        | 2         | 0          | 0         | 0        | .727        | 1.333       | 2.061       | 0         |
|                      | Williamsport   | .274        | 44         | 157        | 27         | 43         | 8         | 2        | 5         | 24        | 1        | 0        | 2        | 22        | 39         | 5         | 3        | .370        | .446        | .816        | 3         |
|                      | Did not play   |             |            |            |            |            |           |          |           |           |          |          |          |           |            |           |          |             |             |             |           |
| 2021                 | Jersey Shore   | .288        | 22         | 73         | 18         | 21         | 4         | 0        | 5         | 10        | 0        | 0        | 0        | 22        | 22         | 3         | 2        | .453        | .548        | 1.001       | 2         |
|                      | Reading        | .301        | 80         | 312        | 49         | 94         | 22        | 2        | 10        | 36        | 0        | 4        | 0        | 35        | 78         | 6         | 2        | .368        | .481        | .848        | 6         |
|                      | Lehigh Valley  | .303        | 10         | 33         | 4          | 10         | 0         | 0        | 1         | 3         | 0        | 0        | 0        | 8         | 8          | 1         | 0        | .439        | .394        | .833        | 0         |
| 2022                 | PHILLIES       | .234        | 127        | 427        | 58         | 100        | 19        | 2        | 10        | 49        | 1        | 1        | 1        | 36        | 89         | 12        | 4        | .295        | .358        | .653        | 8         |
|                      | Lehigh Valley  | .333        | 9          | 36         | 11         | 12         | 2         | 1        | 2         | 7         | 0        | 1        | 0        | 3         | 10         | 2         | 0        | .375        | .611        | .986        | 0         |
| <b>Minors Totals</b> |                | <b>.300</b> | <b>169</b> | <b>620</b> | <b>112</b> | <b>186</b> | <b>37</b> | <b>6</b> | <b>24</b> | <b>83</b> | <b>1</b> | <b>5</b> | <b>2</b> | <b>92</b> | <b>157</b> | <b>17</b> | <b>7</b> | <b>.389</b> | <b>.495</b> | <b>.884</b> | <b>11</b> |
| <b>ML</b>            | <b>Totals</b>  | <b>.234</b> | <b>127</b> | <b>427</b> | <b>58</b>  | <b>100</b> | <b>19</b> | <b>2</b> | <b>10</b> | <b>49</b> | <b>1</b> | <b>1</b> | <b>1</b> | <b>36</b> | <b>89</b>  | <b>12</b> | <b>4</b> | <b>.295</b> | <b>.358</b> | <b>.653</b> | <b>8</b>  |

**STOTT'S WILD CARD SERIES STATISTICS**

| YEAR | CLUB, OPP | AVG  | G | AB | R | H | 2B | 3B | HR | RBI | SH | SF | HP | BB | SO | SB | CS | OBP  | SLG  | OPS  | E |
|------|-----------|------|---|----|---|---|----|----|----|-----|----|----|----|----|----|----|----|------|------|------|---|
| 2022 | PHI, STL  | .000 | 2 | 4  | 1 | 0 | 0  | 0  | 0  | 1   | 0  | 0  | 0  | 3  | 1  | 0  | 0  | .429 | .000 | .429 | 0 |

**STOTT'S DIVISION SERIES STATISTICS**

| YEAR | CLUB, OPP | AVG  | G | AB | R | H | 2B | 3B | HR | RBI | SH | SF | HP | BB | SO | SB | CS | OBP  | SLG  | OPS  | E |
|------|-----------|------|---|----|---|---|----|----|----|-----|----|----|----|----|----|----|----|------|------|------|---|
| 2022 | PHI, ATL  | .182 | 3 | 11 | 1 | 2 | 1  | 0  | 0  | 1   | 0  | 0  | 0  | 0  | 2  | 0  | 0  | .182 | .273 | .455 | 0 |

**STOTT'S LEAGUE CHAMPIONSHIP SERIES STATISTICS**

| YEAR | CLUB, OPP | AVG  | G | AB | R | H | 2B | 3B | HR | RBI | SH | SF | HP | BB | SO | SB | CS | OBP  | SLG  | OPS  | E |
|------|-----------|------|---|----|---|---|----|----|----|-----|----|----|----|----|----|----|----|------|------|------|---|
| 2022 | PHI, SD   | .267 | 5 | 15 | 1 | 4 | 3  | 0  | 0  | 1   | 0  | 0  | 0  | 0  | 4  | 0  | 0  | .267 | .467 | .734 | 0 |

**STOTT'S WORLD SERIES STATISTICS**

| YEAR | CLUB, OPP | AVG  | G | AB | R | H | 2B | 3B | HR | RBI | SH | SF | HP | BB | SO | SB | CS | OBP  | SLG  | OPS  | E |
|------|-----------|------|---|----|---|---|----|----|----|-----|----|----|----|----|----|----|----|------|------|------|---|
| 2022 | PHI, HOU  | .000 | 6 | 14 | 0 | 0 | 0  | 0  | 0  | 0   | 0  | 0  | 0  | 4  | 5  | 0  | 0  | .222 | .000 | .222 | 0 |

**STOTT'S CAREER TRANSACTIONS**

- Selected by Philadelphia in 1st round (14th overall) of 2019 MLB Draft

**STOTT'S CAREER FIELDING**

| POSITION    | PCT   | G  | PO | A   | E | TC  | DP |
|-------------|-------|----|----|-----|---|-----|----|
| Second base | 1.000 | 47 | 63 | 106 | 0 | 169 | 26 |
| Third base  | .857  | 2  | 1  | 5   | 1 | 7   | 0  |
| Shortstop   | .975  | 83 | 95 | 183 | 7 | 285 | 35 |

**STOTT'S GAME HIGHS**

**HITS:** 4 – 6/8/22 at MIL... **RUNS:** 3 – 2 times, last: 9/3/22 at SF... **DOUBLES:** 2 – 7/16/22 at MIA... **TRIPLES:** 1... **HOME RUNS:** 1... **RBI:** 5 – 7/25/22 vs ATL... **WALKS:** 2 – 3 times, last: 6/29/22 vs ATL... **STOLEN BASES:** 1... **HITTING STREAK:** 8 games – 2 times, last: 8/19-26/22

**STOTT'S NOTABLE HOMERS**

**GRAND SLAMS:** None... **INSIDE-THE-PARK HR:** None... **LEADOFF HR:** None... **PINCH HR:** None... **WALK-OFF HR:** 1 – 6/5/22 vs LAA (Jimmy Herget)





# MATT STRAHM

Left-Handed Pitcher

25

**B-T:** R-L

**HT:** 6-3; **WT:** 193



**OPENING DAY AGE:** 31

**BORN:** November 12, 1991, West Fargo, ND

**RESIDES:** West Fargo, ND

**ML SERVICE:** 6 years, 64 days

**HOW OBTAINED:** Signed by Phillies as a free agent, 12/9/22

 @mattstrahm  
 @MattStrahm

## 2022

- Spent season with BOS
- Posted a 1.88 ERA (3 ER, 14.1 IP) over his first 17 appearances and a 2.95 ERA (13 ER, 39.2 IP) over his first 45
- On COVID-related IL, 5/30-31
- On injured list with a left wrist contusion, 7/13-8/18; included rehab assignment to Worcester (AAA)
- Averaged 10.48 SO/9.0 IP (52 SO, 44.2 IP)
- Surrendered just one home run to the 57 LHH he faced

## 2021

- Spent most of the season on the IL with SD recovering from right patellar tendon surgery
- Was reinstated on 8/3 after three scoreless rehab appearances with El Paso (AAA)
- Placed on the IL again on 8/18 due to right knee inflammation and missed the remainder of the season

## 2020

- Did not allow a run in 14 of his 19 outings for SD
- Did not walk a batter in his first 16.0 IP
- Was on the IL, 9/11-21, with right knee inflammation
- Appeared in four postseason games, all in relief

## 2019

- Made his second career Opening Day roster
- Set career highs in several categories, including wins (6), games (46), innings (114.2) and strikeouts (118)
- Began season as a starter
- Posted a 3.21 ERA (20 ER, 56.0 IP) through his first 10 starts
- Did not allow a walk in five straight starts, 4/7-5/2, the first SD pitcher to do so in five straight outings of 5.0 or more IP since Greg Maddux in 2007
- Struck out a career-high 10 batters on 5/27 at NYY
- On the IL with a left rib strain, 6/3-12
- Made his first relief appearance on 7/12 and was used primarily as a reliever for the remainder of the season
- Posted a 3.27 ERA (12 ER, 33.0 IP) in 30 relief appearances
- From 8/12-9/13, posted a 0.60 ERA (1 ER, 15.0 IP)
- Held opponents scoreless in 23 of his 30 relief outings

## 2018

- Among all NL pitchers with at least 40 appearances, ranked 6th in H/9.0 IP (5.72) & OPP AVG (.178) and T-7th in WHIP (0.98)
- Spent first season with SD
- Began season on the IL recovering from surgery on his left patellar tendon
- Made nine rehab appearances (two starts) with San Antonio (AA) before being reinstated on 5/7

- Allowed three runs in his first appearance and then posted a 1.67 ERA (11 ER, 59.1 IP) over his final 40 appearances of the season

## 2017

- Made his first career Opening Day roster
- Made three appearances with KC before being optioned to Omaha (AAA) on 4/11
- Recalled on 4/21 and tossed scoreless outings in 13 of his next 16 appearances from 4/21-6/5, going 1-0 with a 1.45 ERA (3 ER, 18.2 IP)
- Earned the win in his first career start, 6/14 at LAA
- Sustained a torn patellar tendon in his left knee on 7/1 vs MIN
- Underwent surgery on 7/7 and spent the remainder of the season on the IL
- While on the IL, was traded to SD on 7/24

## 2016

- Named an MiLB.com Organization All-Star
- Began season with Northwest Arkansas (AA), where he was primarily a starter
- Recalled by KC on 7/31 and made 21 appearances in relief
- Made his ML debut on 7/31 at TEX
- Had the longest scoreless streak of the season by a KC pitcher, tossing 16.1 scoreless innings from 8/2-9/10
- During his scoreless streak, which spanned 12 appearances, held opponents to a .120 AVG (6-50) and struck out 20 while walking four
- Recorded at least one strikeout in each of his first 10 appearances
- Earned his first ML win on 8/17 at DET
- Among all AL relievers with at least 80 batters faced, his .173 OPP AVG (13-75) was 7th

## 2015

- Named a South Atlantic League midseason All-Star and an MiLB.com Organization All-Star
- Began season with Lexington (A)
- Was promoted to Wilmington (A) on 6/13, where he spent the remainder of the season
- Following the season, was named the No. 8 prospect in KC's system by *Baseball America*

## 2014

- Was limited to 10 appearances (1 start) with Idaho Falls (R) after missing most of the season recovering from Tommy John surgery
- Averaged 12.59 SO/9.0 IP (27 SO, 19.2 IP) in those 10 appearances

**2013**

- Missed the entire season after suffering an elbow injury in the spring that required Tommy John surgery

**2012**

- Began pro career with Idaho Falls
- Earned his first pro win, 8/6

**PERSONAL**

Matthew Scott Strahm... Married, wife's name is Megan; has one daughter, Wren... Attended Neosho County Community College (KS)... Tossed 11 complete games in 2012 to help his team to the NJCAA World Series... Was teammates with David Bote... 2010 graduate of West Fargo High School (ND)... His brother, Ben, was a 23rd-round selection by SF in the 2018 MLB Draft and pitched in their system for two seasons (2018-19)... **Hobbies:** Fishing, hunting, collecting baseball cards... **Signed by:** Matt Price

**MATT STRAHM'S CAREER STATISTICS**

| YEAR                 | CLUB                    | W-L          | ERA         | G          | GS        | CG       | SHO      | SV       | IP           | H          | R          | ER         | HR        | HB        | BB        | SO         | WP        | BK       | AVG         |  |
|----------------------|-------------------------|--------------|-------------|------------|-----------|----------|----------|----------|--------------|------------|------------|------------|-----------|-----------|-----------|------------|-----------|----------|-------------|--|
| 2012                 | Idaho Falls             | 1-3          | 5.64        | 19         | 0         | 0        | 0        | 0        | 30.1         | 34         | 29         | 19         | 1         | 4         | 17        | 42         | 5         | 1        | .268        |  |
| 2013                 | Injured - Did not pitch |              |             |            |           |          |          |          |              |            |            |            |           |           |           |            |           |          |             |  |
| 2014                 | Idaho Falls             | 1-0          | 2.29        | 10         | 1         | 0        | 0        | 1        | 19.2         | 10         | 6          | 5          | 1         | 1         | 10        | 27         | 1         | 0        | .149        |  |
| 2015                 | Lexington               | 2-1          | 2.08        | 14         | 0         | 0        | 0        | 4        | 26.0         | 12         | 7          | 6          | 1         | 2         | 12        | 38         | 0         | 0        | .140        |  |
|                      | Wilmington              | 1-6          | 2.78        | 15         | 11        | 0        | 0        | 1        | 68.0         | 48         | 25         | 21         | 7         | 5         | 19        | 83         | 5         | 0        | .194        |  |
| 2016                 | NW Arkansas             | 3-8          | 3.43        | 22         | 18        | 0        | 0        | 0        | 102.1        | 102        | 47         | 39         | 14        | 6         | 23        | 107        | 1         | 1        | .260        |  |
|                      | KANSAS CITY             | 2-2          | 1.23        | 21         | 0         | 0        | 0        | 0        | 22.0         | 13         | 4          | 3          | 0         | 1         | 11        | 30         | 1         | 0        | .173        |  |
| 2017                 | KANSAS CITY             | 2-5          | 5.45        | 24         | 3         | 0        | 0        | 0        | 34.2         | 30         | 22         | 21         | 6         | 3         | 22        | 37         | 3         | 0        | .236        |  |
|                      | Omaha                   | 0-0          | 0.00        | 4          | 0         | 0        | 0        | 0        | 5.0          | 2          | 0          | 0          | 0         | 0         | 7         | 0          | 0         | 0        | .118        |  |
| 2018                 | San Antonio+            | 1-0          | 2.51        | 9          | 2         | 0        | 0        | 0        | 14.1         | 14         | 5          | 4          | 1         | 2         | 4         | 22         | 1         | 0        | .259        |  |
|                      | SAN DIEGO               | 3-4          | 2.05        | 41         | 5         | 0        | 0        | 0        | 61.1         | 39         | 16         | 14         | 6         | 3         | 21        | 69         | 2         | 0        | .178        |  |
| 2019                 | SAN DIEGO               | 6-11         | 4.71        | 46         | 16        | 0        | 0        | 0        | 114.2        | 121        | 61         | 60         | 22        | 7         | 22        | 118        | 3         | 1        | .267        |  |
| 2020                 | SAN DIEGO               | 0-1          | 2.61        | 19         | 0         | 0        | 0        | 0        | 20.2         | 14         | 6          | 6          | 3         | 5         | 4         | 15         | 1         | 0        | .189        |  |
| 2021                 | El Paso+                | 0-0          | 0.00        | 3          | 0         | 0        | 0        | 0        | 3.2          | 2          | 2          | 0          | 0         | 0         | 0         | 7          | 0         | 0        | .143        |  |
|                      | SAN DIEGO               | 0-1          | 8.10        | 6          | 1         | 0        | 0        | 0        | 6.2          | 15         | 6          | 6          | 0         | 0         | 1         | 4          | 0         | 0        | .441        |  |
| 2022                 | BOSTON                  | 4-4          | 3.83        | 50         | 0         | 0        | 0        | 4        | 44.2         | 38         | 24         | 19         | 5         | 5         | 17        | 52         | 2         | 1        | .224        |  |
|                      | Worcester+              | 0-0          | 0.00        | 1          | 0         | 0        | 0        | 0        | 1.0          | 0          | 0          | 0          | 0         | 0         | 1         | 0          | 0         | 0        | .000        |  |
| <b>Minors Totals</b> |                         | <b>9-18</b>  | <b>3.13</b> | <b>97</b>  | <b>32</b> | <b>0</b> | <b>0</b> | <b>6</b> | <b>270.1</b> | <b>224</b> | <b>121</b> | <b>94</b>  | <b>25</b> | <b>20</b> | <b>85</b> | <b>334</b> | <b>13</b> | <b>2</b> | <b>.222</b> |  |
| <b>AL</b>            | <b>Totals</b>           | <b>8-11</b>  | <b>3.82</b> | <b>95</b>  | <b>3</b>  | <b>0</b> | <b>0</b> | <b>4</b> | <b>101.1</b> | <b>81</b>  | <b>50</b>  | <b>43</b>  | <b>11</b> | <b>9</b>  | <b>50</b> | <b>119</b> | <b>6</b>  | <b>1</b> | <b>.218</b> |  |
| <b>NL</b>            | <b>Totals</b>           | <b>9-17</b>  | <b>3.81</b> | <b>112</b> | <b>22</b> | <b>0</b> | <b>0</b> | <b>0</b> | <b>203.1</b> | <b>189</b> | <b>89</b>  | <b>86</b>  | <b>31</b> | <b>15</b> | <b>48</b> | <b>206</b> | <b>6</b>  | <b>1</b> | <b>.242</b> |  |
| <b>ML</b>            | <b>Totals</b>           | <b>17-28</b> | <b>3.81</b> | <b>207</b> | <b>25</b> | <b>0</b> | <b>0</b> | <b>4</b> | <b>304.2</b> | <b>270</b> | <b>139</b> | <b>129</b> | <b>42</b> | <b>24</b> | <b>98</b> | <b>325</b> | <b>12</b> | <b>2</b> | <b>.234</b> |  |

+ Rehab assignment

**STRAHM'S WILD CARD SERIES STATISTICS**

| YEAR | CLUB, OPP | W-L | ERA  | G | GS | CG | SHO | SV | IP  | H | R | ER | HR | HB | BB | SO | WP | BK | AVG  |
|------|-----------|-----|------|---|----|----|-----|----|-----|---|---|----|----|----|----|----|----|----|------|
| 2020 | SD, STL   | 0-0 | 6.75 | 2 | 0  | 0  | 0   | 0  | 1.1 | 2 | 1 | 1  | 0  | 0  | 1  | 2  | 0  | 0  | .333 |

**STRAHM'S DIVISION SERIES STATISTICS**

| YEAR | CLUB, OPP | W-L | ERA   | G | GS | CG | SHO | SV | IP  | H | R | ER | HR | HB | BB | SO | WP | BK | AVG  |
|------|-----------|-----|-------|---|----|----|-----|----|-----|---|---|----|----|----|----|----|----|----|------|
| 2020 | SD, LAD   | 0-0 | 18.00 | 2 | 0  | 0  | 0   | 0  | 1.0 | 5 | 2 | 2  | 0  | 0  | 1  | 0  | 0  | 0  | .714 |

**STRAHM'S CAREER TRANSACTIONS**

- Selected by Kansas City Royals in 21st round of 2012 MLB Draft
- On injured list with left knee inflammation, July 1, 2017 through the remainder of the season
- Traded to San Diego Padres with Travis Wood (lhp) and Esteury Ruiz (of) for Ryan Buchter (lhp), Trevor Cahill (rhp) and Brandon Maurer (rhp), July 24, 2017
- On injured list with a torn left patellar tendon, March 26-May 6, 2018; included rehab assignment to San Antonio, April 7-May 5
- On injured list with a left rib strain, June 3-12, 2019
- On injured list with right knee inflammation, September 11-21, 2020
- On injured list recovering from right patellar tendon repair, March 29-August 2, 2021; included rehab assignment to El Paso, July 22-August 2
- On injured list with right knee inflammation, August 18, 2021 through the remainder of the season
- Signed by Boston Red Sox as a free agent, March 15, 2022
- On COVID-related injured list, May 30-31, 2022
- On injured list with a left wrist contusion, July 13-August 18, 2022; included rehab assignment to Worcester, August 16-18
- Signed by Philadelphia as a free agent, December 9, 2022

## STRAHM'S CAREER FIELDING

| POSITION | PCT  | G   | PO | A  | E | TC | DP |
|----------|------|-----|----|----|---|----|----|
| Pitcher  | .933 | 207 | 16 | 26 | 3 | 45 | 0  |

## STRAHM'S GAME HIGHS

**LOW-HIT CG:** N/A... **SHUTOUTS:** N/A... **STRIKEOUTS:** 10 – 5/27/19 at NYY... **WALKS:** 4 – 6/13/19 at COL... **LONGEST OUTING:** 8.0 inn. – 4/19/19 vs CIN... **WINNING STREAK:** 2 games – 2 times, last: 5/30-6/26/18... **LOSING STREAK:** 4 games – 2 times, last: 6/20/17-5/22/18... **SCORELESS STREAK:** 16.1 inn. – 8/2-9/10/16

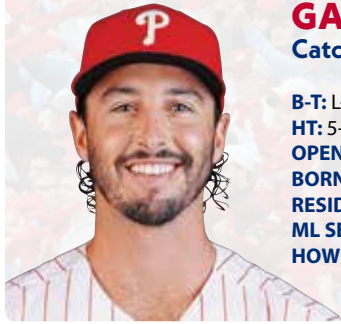
## PHILLIES PLAYING COLLEGE BASEBALL (40-MAN ROSTER)

### Player

Alec Bohm  
Connor Brogdon  
Kody Clemens  
Dalton Guthrie  
Darick Hall  
Bryce Harper  
Josh Harrison  
Rhys Hoskins  
Craig Kimbrel  
James McArthur  
Nick Nelson  
Aaron Nola  
Michael Plassmeyer  
Kyle Schwarber  
Noah Song  
Bryson Stott  
Matt Strahm  
Garrett Stubbs  
Trea Turner  
Erich Uelmen  
Andrew Vasquez

### College

Wichita State University (KS)  
Lewis-Clark State College (ID)  
University of Texas - Austin  
University of Florida  
Cochise College (AZ) and Dallas Baptist University (TX)  
College of Southern Nevada  
University of Cincinnati (OH)  
Sacramento State University (CA)  
Wallace State Community College (AL)  
University of Mississippi  
Gulf Coast State College (FL)  
Louisiana State University  
University of Missouri  
Indiana University  
United States Naval Academy (MD)  
University of Nevada  
Neosho County Community College (KS)  
University of Southern California  
North Carolina State University  
Cal Poly, San Luis Obispo  
Westmont College (CA)



# GARRETT STUBBS

Catcher

21

**B-T:** L-R

**HT:** 5-10; **WT:** 170

**OPENING DAY AGE:** 29

**BORN:** May 26, 1993, San Diego, CA

**RESIDES:** Del Mar, CA

**ML SERVICE TIME:** 2 years, 120 days

**HOW OBTAINED:** Acquired from Houston Astros for Logan Cerny, 11/19/21

@garrettstubbbs  
 @GarrettStubbs

2023 PHILLIES

## 2022

- Slashed .273/.351/.475 (.826 OPS) with nine XBH (3 2B, 3B, 5 HR), 14 RBI and 17 runs in 32 starts at catcher
- Was 6-for-24 (25.0%) in throwing out attempted base stealers yet his 1.91 average pop time to second base ranked in the 93rd percentile among all ML catchers
- On 5/22 vs LAD, slugged his first career HR (Tony Gonsolin)
- Homered in consecutive games, 5/22 and 5/27, after not hitting a HR in his first 60 career games
- Hit his first career walk-off HR on 6/15 vs MIA (Tanner Scott)
- Was on the Phillies postseason roster for all four rounds, but did not appear in a game

## 2021

- Was shuttled between Sugar Land (AAA) and HOU all season
- Was on HOU's postseason roster for the ALDS and World Series; entered Game 6 of the WS in the ninth inning at catcher

## 2020

- Appeared in 14 games for HOU and made one start at catcher
- Made his first career postseason appearance in Game 7 of the ALCS and caught 1.0 inning as a substitute

## 2019

- Began the season with Round Rock (AAA)
- Was recalled by HOU on 5/26, his 26th birthday
- Made his ML debut on 5/28 vs CHI and went 2-for-4 with a double and RBI
- Collected his first career hit in his first plate appearance
- Had three stints with HOU and made six starts, all at catcher
- Also appeared in seven games in LF and one game in RF
- Per Statcast, posted a sprint speed of 28.0 feet per second which ranked 3rd among all MLB catchers behind Jorge Alfaro (28.8) and J.T. Realmuto (28.7)

## 2018

- Was a non-roster invitee to ML spring training
- Spent the season with Fresno (AAA) and was named a Pacific Coast League All-Star and MiLB.com Organization All-Star
- Had 29 extra-base hits and six triples after combining for only one triple in his first three professional seasons

## 2017

- Was a non-roster invitee to ML spring training
- Began season with Corpus Christi (AA) and was named a Texas League midseason All-Star

- Promoted to Fresno on 8/5 and appeared in 23 games, posting a .341 OBP
- Had 43 walks to 59 strikeouts in 98 combined games between both levels

## 2016

- Split second pro season between Lancaster (A) and Corpus Christi
- Named a California League midseason All-Star and an MiLB.com Organization All-Star
- Slashed .304/.391/.469 between both levels
- Threw out 27 of 53 attempted base stealers in 67 games between both levels
- Named Lancaster Player of the Month in May and Corpus Christi Player of the Month in July

## 2015

- Split first pro season between Tri-City (A) and Quad Cities (A)
- Combined for 21 walks to just five strikeouts between both levels
- Threw out five of seven attempted base stealers at Tri-City and overall, 15 of 27 between both levels

## PERSONAL

Garrett Patrick Stubbs... 2011 graduate of Torrey Pines High School (CA)... Attended University of Southern California, where he won the Johnny Bench Award as the top catcher in NCAA Division I in 2015... Also was named Pac-12 Defensive Player of the Year and received All-Pac 12 honors his senior season... His brother, C.J., was selected by HOU in the 10th round of the 2019 MLB Draft... **Signed by:** Tim Costic



## GARRETT STUBBS' CAREER STATISTICS

| YEAR                 | CLUB           | AVG         | G          | AB          | R          | H          | 2B        | 3B       | HR        | RBI        | SH       | SF        | HP        | BB         | SO         | SB        | CS       | OBP         | SLG         | OPS         | E         |
|----------------------|----------------|-------------|------------|-------------|------------|------------|-----------|----------|-----------|------------|----------|-----------|-----------|------------|------------|-----------|----------|-------------|-------------|-------------|-----------|
| 2015                 | Tri-City       | .235        | 11         | 34          | 5          | 8          | 0         | 0        | 0         | 2          | 1        | 0         | 0         | 7          | 3          | 2         | 0        | .366        | .235        | .601        | 0         |
|                      | Quad Cities    | .274        | 25         | 84          | 15         | 23         | 5         | 0        | 0         | 5          | 3        | 2         | 0         | 14         | 2          | 1         | 0        | .370        | .333        | .703        | 0         |
| 2016                 | Lancaster      | .291        | 55         | 206         | 35         | 60         | 13        | 0        | 6         | 38         | 0        | 4         | 5         | 29         | 37         | 10        | 3        | .385        | .442        | .827        | 0         |
|                      | Corpus Christi | .325        | 31         | 120         | 23         | 39         | 9         | 1        | 4         | 16         | 0        | 1         | 2         | 14         | 11         | 5         | 0        | .401        | .517        | .918        | 2         |
| 2017                 | Corpus Christi | .236        | 75         | 263         | 36         | 62         | 13        | 0        | 4         | 25         | 1        | 1         | 3         | 32         | 44         | 8         | 0        | .324        | .331        | .655        | 3         |
|                      | Fresno         | .221        | 23         | 77          | 11         | 17         | 5         | 0        | 0         | 12         | 0        | 0         | 3         | 11         | 15         | 3         | 0        | .341        | .286        | .626        | 2         |
| 2018                 | Fresno         | .310        | 84         | 297         | 60         | 92         | 19        | 6        | 4         | 38         | 2        | 4         | 2         | 35         | 53         | 6         | 0        | .382        | .455        | .836        | 5         |
| 2019                 | Round Rock     | .240        | 63         | 204         | 33         | 49         | 11        | 0        | 7         | 23         | 0        | 2         | 5         | 24         | 38         | 12        | 2        | .332        | .397        | .729        | 1         |
|                      | HOUSTON        | .200        | 19         | 35          | 8          | 7          | 3         | 0        | 0         | 2          | 0        | 0         | 0         | 4          | 7          | 1         | 0        | .282        | .286        | .568        | 1         |
| 2020                 | HOUSTON        | .125        | 14         | 8           | 1          | 1          | 0         | 0        | 0         | 1          | 1        | 1         | 0         | 0          | 0          | 0         | 1        | .111        | .125        | .236        | 0         |
| 2021                 | Sugar Land     | .265        | 37         | 113         | 25         | 30         | 5         | 0        | 2         | 15         | 0        | 2         | 1         | 30         | 29         | 4         | 0        | .418        | .363        | .781        | 4         |
|                      | HOUSTON        | .176        | 18         | 34          | 2          | 6          | 2         | 0        | 0         | 3          | 2        | 0         | 0         | 2          | 7          | 0         | 0        | .222        | .235        | .458        | 0         |
| 2022                 | PHILLIES       | .264        | 50         | 106         | 19         | 28         | 4         | 1        | 5         | 16         | 1        | 0         | 0         | 14         | 30         | 2         | 0        | .350        | .462        | .812        | 3         |
| <b>Minors Totals</b> |                | <b>.272</b> | <b>404</b> | <b>1398</b> | <b>243</b> | <b>380</b> | <b>80</b> | <b>7</b> | <b>27</b> | <b>174</b> | <b>7</b> | <b>16</b> | <b>21</b> | <b>196</b> | <b>232</b> | <b>51</b> | <b>5</b> | <b>.366</b> | <b>.397</b> | <b>.763</b> | <b>17</b> |
| <b>AL</b>            | <b>Totals</b>  | <b>.182</b> | <b>51</b>  | <b>77</b>   | <b>11</b>  | <b>14</b>  | <b>5</b>  | <b>0</b> | <b>0</b>  | <b>6</b>   | <b>3</b> | <b>1</b>  | <b>0</b>  | <b>6</b>   | <b>14</b>  | <b>1</b>  | <b>1</b> | <b>.238</b> | <b>.247</b> | <b>.485</b> | <b>1</b>  |
| <b>NL</b>            | <b>Totals</b>  | <b>.264</b> | <b>50</b>  | <b>106</b>  | <b>19</b>  | <b>28</b>  | <b>4</b>  | <b>1</b> | <b>5</b>  | <b>16</b>  | <b>1</b> | <b>0</b>  | <b>0</b>  | <b>14</b>  | <b>30</b>  | <b>2</b>  | <b>0</b> | <b>.350</b> | <b>.462</b> | <b>.812</b> | <b>3</b>  |
| <b>ML</b>            | <b>Totals</b>  | <b>.230</b> | <b>101</b> | <b>183</b>  | <b>30</b>  | <b>42</b>  | <b>9</b>  | <b>1</b> | <b>5</b>  | <b>22</b>  | <b>4</b> | <b>1</b>  | <b>0</b>  | <b>20</b>  | <b>44</b>  | <b>3</b>  | <b>1</b> | <b>.304</b> | <b>.372</b> | <b>.676</b> | <b>4</b>  |

## STUBBS' WILD CARD SERIES STATISTICS

| YEAR | CLUB, OPP | AVG          | G | AB | R | H | 2B | 3B | HR | RBI | SH | SF | HP | BB | SO | SB | CS | OBP | SLG | OPS | E |
|------|-----------|--------------|---|----|---|---|----|----|----|-----|----|----|----|----|----|----|----|-----|-----|-----|---|
| 2022 | PHI, STL  | Did not play |   |    |   |   |    |    |    |     |    |    |    |    |    |    |    |     |     |     |   |

## STUBBS' DIVISION SERIES STATISTICS

| YEAR | CLUB, OPP | AVG          | G | AB | R | H | 2B | 3B | HR | RBI | SH | SF | HP | BB | SO | SB | CS | OBP | SLG | OPS | E |
|------|-----------|--------------|---|----|---|---|----|----|----|-----|----|----|----|----|----|----|----|-----|-----|-----|---|
| 2021 | HOU, CWS  | Did not play |   |    |   |   |    |    |    |     |    |    |    |    |    |    |    |     |     |     |   |
| 2022 | PHI, ATL  | Did not play |   |    |   |   |    |    |    |     |    |    |    |    |    |    |    |     |     |     |   |

## STUBBS' LEAGUE CHAMPIONSHIP SERIES STATISTICS

| YEAR       | CLUB, OPP     | AVG          | G        | AB       | R        | H        | 2B       | 3B       | HR       | RBI      | SH       | SF       | HP       | BB       | SO       | SB       | CS       | OBP        | SLG        | OPS        | E        |
|------------|---------------|--------------|----------|----------|----------|----------|----------|----------|----------|----------|----------|----------|----------|----------|----------|----------|----------|------------|------------|------------|----------|
| 2020       | HOU, TB       | ---          | 1        | 0        | 0        | 0        | 0        | 0        | 0        | 0        | 0        | 0        | 0        | 0        | 0        | 0        | 0        | ---        | ---        | ---        | 0        |
| 2022       | PHI, SD       | Did not play |          |          |          |          |          |          |          |          |          |          |          |          |          |          |          |            |            |            |          |
| <b>LCS</b> | <b>Totals</b> | <b>---</b>   | <b>1</b> | <b>0</b> | <b>0</b> | <b>0</b> | <b>0</b> | <b>0</b> | <b>0</b> | <b>0</b> | <b>0</b> | <b>0</b> | <b>0</b> | <b>0</b> | <b>0</b> | <b>0</b> | <b>0</b> | <b>---</b> | <b>---</b> | <b>---</b> | <b>0</b> |

## STUBBS' WORLD SERIES STATISTICS

| YEAR      | CLUB, OPP     | AVG          | G        | AB       | R        | H        | 2B       | 3B       | HR       | RBI      | SH       | SF       | HP       | BB       | SO       | SB       | CS       | OBP        | SLG        | OPS        | E        |
|-----------|---------------|--------------|----------|----------|----------|----------|----------|----------|----------|----------|----------|----------|----------|----------|----------|----------|----------|------------|------------|------------|----------|
| 2021      | HOU, ATL      | ---          | 1        | 0        | 0        | 0        | 0        | 0        | 0        | 0        | 0        | 0        | 0        | 0        | 0        | 0        | 0        | ---        | ---        | ---        | 0        |
| 2022      | PHI, HOU      | Did not play |          |          |          |          |          |          |          |          |          |          |          |          |          |          |          |            |            |            |          |
| <b>WS</b> | <b>Totals</b> | <b>---</b>   | <b>1</b> | <b>0</b> | <b>0</b> | <b>0</b> | <b>0</b> | <b>0</b> | <b>0</b> | <b>0</b> | <b>0</b> | <b>0</b> | <b>0</b> | <b>0</b> | <b>0</b> | <b>0</b> | <b>0</b> | <b>---</b> | <b>---</b> | <b>---</b> | <b>0</b> |

## STUBBS' CAREER TRANSACTIONS

- Selected by Houston Astros in 8th round of 2015 MLB Draft
- Traded to Philadelphia for Logan Cerny (of), November 19, 2021

## STUBBS' CAREER FIELDING

| POSITION | PCT   | G  | PO  | A  | E | TC  | DP | PB |
|----------|-------|----|-----|----|---|-----|----|----|
| Catcher  | .992  | 74 | 460 | 15 | 4 | 479 | 1  | 4  |
| Outfield | 1.000 | 13 | 8   | 0  | 0 | 8   | 0  | 0  |
| Pitcher  | 1.000 | 4  | 0   | 1  | 0 | 1   | 0  | 0  |

## STUBBS' GAME HIGHS

**HITS:** 2 – 8 times, last: 8/16/22 at CIN... **RUNS:** 3 – 9/8/19 vs SEA... **DOUBLES:** 1... **TRIPLES:** None... **HOME RUNS:** 1... **RBI:** 3 – 3 times, last: 8/16/22 at CIN... **WALKS:** 2 – 2 times, last: 8/16/22 at CIN... **STOLEN BASES:** 1... **HITTING STREAK:** 5 games – 5/11-27/22

## STUBBS' NOTABLE HOMERS

**GRAND SLAMS:** None... **INSIDE-THE-PARK HR:** None... **LEADOFF HR:** None... **PINCH HR:** None... **WALK-OFF HR:** 1 – 6/15/22 vs MIA (Tanner Scott)





# RANGER SUÁREZ

Left-Handed Pitcher

55

**B-T:** L-L

**HT:** 6-1; **WT:** 220

**OPENING DAY AGE:** 27

**BORN:** August 26, 1995, Pie de Cuesta, VZ

**RESIDES:** Carora, VZ

**ML SERVICE:** 3 years, 112 days

**HOW OBTAINED:** Signed by Phillies as an amateur free agent, 4/1/12

## 2022

- Set career marks in wins (10), innings (155.1), SO (129) and starts (29) in his first full season as a starter; his 29 starts were most by a Phillies LHP since 2014 (Cole Hamels, 30)
- Was the 2022 Fielding Bible Award winner at pitcher
- His nine Defensive Runs Saved were more than any pitcher in MLB by three and the most by a Phillie since 2002, the year to which the stat can be tracked
- Did not make an error in a career-high 44 chances over 155.1 IP and did not allow a stolen base
- Had a career-long 21.0-inning scoreless streak end in the first inning of his season debut on 4/11 vs NYM (streak started 9/20/21 vs BAL)
- His first start also ended a streak of eight straight starts with at least 5.0 IP and two or fewer runs, T-2nd-longest by a Phillie since 1893
- Did not allow more than one hit to LHH in 13 consecutive starts, 9/4/21-5/14/22, the longest such streak by a Phillie since Dennis Bennett, 5/21-8/5/62 (14)
- Had a streak of 21 starts allowing three earned runs or fewer, 9/30/18-5/25/22, the longest by a Phillie since Cole Hamels in 2014 (22)
- Had faced 215 consecutive LHH without allowing a HR prior to surrendering one to Eric Hosmer on 6/23 at SD
- Was on the 15-day IL, 6/30-7/15, with a low back spasm
- Posted a 3.05 ERA (89 ER, 262.2 IP) over his first 100 career appearances (32 starts), 5th-lowest by a Phillie through 100 career appearances (min. 1 start) since 1912
- Had three straight starts of at least 5.0 IP and no earned runs, 7/16-30; ultimately had a 21.0-inning streak with no earned runs allowed end on 8/6 vs WSH
- Posted a 1.02 ERA (4 ER, 35.1 IP) and 0.91 WHIP (8 BB, 24 H), 1 HR in seven starts, 7/16-8/17
- Became the first Phillie to allow four or fewer earned runs over a six-start span since Cliff Lee in Aug.-Sept. 2011
- Had a 17.0-inning scoreless streak, 8/12-23, the 2nd-longest by a Phillie all season and 2nd-longest of his career
- Did not allow a home run in five straight starts, 8/12-9/4, the 2nd-longest such streak of his career
- Posted a 2.23 ERA (16 ER, 64.2 IP), 6/7-9/29
- Was the first Phillie to allow three earned runs or fewer in 11 straight road starts since 2014, when Cole Hamels went the entire season doing so (16 starts)
- Had a 2.95 ERA (25 ER, 76.1 IP) over his final 14 starts after returning from the IL
- Held the 129 LHH he faced to a .197/.234/.303 slash line with just two home runs, five walks and 24 strikeouts
- Was 2-0, SV, 1.23 ERA (2 ER, 14.2 IP) in five postseason games (3 starts); included a 0.79 ERA (1 ER, 11.1 IP) in the NLCS and WS

- Became the only Phillie ever with a win in a start and a save in relief in the same postseason, doing so all in one series (NLCS)
- His save came in Game 5 of the NLCS at CBP, which clinched the Phillies' eighth NL pennant
- Pitched 5.0 shutout innings and allowed three hits in Game 3 of the WS, becoming the first Phillie ever to deliver at least 5.0 scoreless IP in a WS game
- Was the first international signee to make a postseason start for the Phillies and his three starts tied him with Pedro Martinez for most ever by a non-U.S.-born pitcher

## 2021

- Among all ML pitchers, was T-6th in bWAR (5.6) & SHO (1) and T-9th in CG (1)
- Among ML relievers, was 3rd in WHIP (0.87), OPP SLG (.293) & OPP OPS (.483), 4th in OPP AVG (.152), 6th in base runners/9.0 IP (8.48) and 10th in OPP OBP (.244)
- With a 1.36 ERA (16 ER, 106.0 IP) in 12 starts and 27 relief appearances, became the only pitcher in ML history with at least 10 starts, 25 relief appearances and an ERA under 1.50
- Became the first pitcher since earned runs became an official stat in 1912 to throw 5.0 innings or fewer one year and at least 100.0 IP the next with a sub-1.50 ERA
- Was the first pitcher to throw at least 100.0 innings, make at least one start and have a sub-1.50 ERA since Bob Gibson in 1968 (1.12 ERA in 32 starts) and the second Phillie ever to do so since ER became official, joining Grover Cleveland Alexander in 1915 (1.22 ERA in 49 games, 42 starts)
- Had the lowest ERA in MLB among pitchers with at least 95.0 IP by more than a full run (next: Carlos Rodon, 2.37)
- Had the club's longest scoreless streak as both a starter (21.0 IP, 9/20-end of season) and reliever (15.1 IP, 6/4-16), becoming the only pitcher since at least 1960 to have the longest scoreless streak for his team as a starter and reliever
- Was the first pitcher in Phillies history with a 20.0-inning scoreless streak as a reliever and 15.0-inning scoreless streak as a starter
- Ranked 5th among NL pitchers and T-6th in MLB with 5.6 bWAR (pitching WAR only)
- Was a finalist for the NL Comeback Player of the Year Award
- Held the 111 LHH he faced to a .109/.182/.129 slash line, recording the lowest OPP AVG, OPP SLG and OPP OPS (.311) among all pitchers to face at least 75 LHH
- Since 1974, had the lowest OPP SLG of any pitcher to face at least 110 LHH in a season, and 2nd-lowest OPP OPS, behind Clayton Kershaw's mark of .309 in 2016



- Began season at the alternate training site in Lehigh Valley and was recalled on 5/6
- Began the season with 11 straight relief appearances with no earned runs (20.1 IP), becoming the first Phillie in the expansion era (since 1961) with a 0.00 ERA through his first 20.1 IP of a season
- Of his first 100 batters faced, only 20 reached base
- Earned his first career save on 7/3 vs SD
- Had a 0.77 ERA (3 ER, 35.0 IP) before the All-Star break, the lowest first-half ERA by a Phillie (min. 35.0 IP) since the first All-Star Game in 1933
- On 7/11 at BOS, became the first Phillie to record a seven-or-more-out save in a game decided by one run since Don Carman, 6/19/85 vs STL
- Pitched at least 2.0 innings in nine of his 27 relief appearances and had a 0.00 ERA in those games (22.1 IP)
- Finished 13 games as a reliever, recording four saves and posting a 0.00 ERA (15.2 IP)
- Faced 63 straight LHH from 6/1-8/24 without allowing an extra-base hit
- Transitioned to a starting role to begin August, after posting a 1.12 ERA (5 ER, 40.1 IP) as a reliever
- Became the first Phillie since the current mound distance was established in 1893 with consecutive scoreless, hitless starts of any length, 8/2-7, and joined Johnny VanderMeer (back-to-back 9.0-inning no-hitters, 6/11-15/38) as the only pitchers ever to do so with at least 5.2 total IP
- Allowed one run or none in eight of his 11 starts and three or fewer in all 11, joining Curt Schilling (11 in 1998) as the only Phillies since 1893 to allow three runs or fewer in their first 11 starts of a season
- Went 45.0 IP without allowing a home run, 7/21-9/15, spanning his first eight starts, 4.0 IP of his ninth and four relief appearances

- Was the third Phillie in the expansion era (since 1961) to not allow a home run in his first eight starts of a season (min. 35.0 IP), joining Dick Ruthven (1979 - 59.1 IP) and Dickie Noles (1981 - 45.2 IP)
- On 9/25 vs PIT, threw the first complete game and shutout of his career, surpassing his career high in innings by 2.1, and doing so in just 97 pitches
- His 97 pitches in his shutout were the fewest by a Phillie in a 9.0-inning shutout since Kyle Kendrick on 5/26/12 at STL (94 pitches)
- Faced the minimum 20 batters through 6.2 innings on 9/25, before allowing a two-out infield hit in the seventh, and faced just one over the minimum over his 9.0 IP
- Was the first Phillie to throw a shutout with 28 or fewer batters faced since Roy Halladay, who did so twice in 2010 (perfect game on 5/29 at MIA and 9/27 at WSH)
- Overall as a starter, had a 1.51 ERA (1 ER, 65.2 IP) and surrendered eight extra-base hits (6 2B, 3B, HR) to 260 batters faced, holding them to a .218/.282/.265 slash line
- Allowed one home run in 65.2 IP in his 12 starts (0.14 HR/9.0 IP)
- From his first start on 8/2 through the end of the season, had the 2nd-lowest ERA among qualifying pitchers, trailing only Max Fried (1.46)

## 2020

- Began season on the COVID-related IL and was reinstated on 8/31
- Optioned to the alternate training site at Lehigh Valley on 9/14 and spent most of the remainder of the season there, joining the Phillies for the doubleheader on 9/22 and for the final three days of the season

## 2019

- Began season with Lehigh Valley (AAA)
- Was on the 7-day minor league IL from 5/1-24 with a right abdominal strain
- Had two stints with the Phillies in June (6/7-16, 6/19) and on 6/20 was recalled for the remainder of the season
- Had a 0.68 ERA (1 ER, 13.1 IP) over a 10-appearance stretch, 6/23-7/24
- Had three wins in three appearances, 7/16-21, becoming the first Phillies reliever to do so since 2011 (Michael Stutes)
- Tossed 10.1 consecutive scoreless innings over 13 appearances, 8/26-9/20
- Posted a 0.60 ERA (1 ER, 15.0 IP) over his final 15 appearances and a 1.66 ERA (4 ER, 21.2 IP) over his final 19
- Combined, 2-3-4 hitters were just 13-for-64 (.203), 1 HR, 18 SO against him
- Pitched at least 2.0 innings in 10 of his 37 appearances, more such appearances than anyone else on the team
- Held LHH to a .213 AVG (13-61)

## 2018

- Began season with Reading (AA)
- Was named Eastern League Pitcher of the Week for the weeks ending 4/22 and 6/24
- Selected as Phillies Minor League Pitcher of the Week three times: 4/16-22, 6/4-10 and 6/18-24
- Was on the 7-day IL from 5/10-27 with a right hamstring strain
- Promoted to Lehigh Valley on 6/26 after going 4-3 with a 2.76 ERA (15 ER, 49.1 IP) in 12 starts
- Did not allow a home run in his final 66.2 innings in the minors before being recalled for his ML debut in July
- Recalled by the Phillies on 7/26 and made his ML debut that night in a start at CIN, earning his first ML win

- Became the first LHP to start for Philadelphia in a franchise-record 267 games (last: Adam Morgan, 9/28/16 at ATL)
- Had three stints with the Phillies: 7/26, 8/16 and 9/11-end of season

### 2017

- Began the season with Lakewood (A)
- Selected as a South Atlantic League midseason All-Star
- Named Phillies Minor League Pitcher of the Month for April (0.87 ERA, 2 ER, 22.1 IP)
- Earned Phillies Minor League Pitcher of the Week honors three times, 4/24-30, 6/5-11 and 6/26-7/2, and was named SAL Pitcher of the Week, 6/26-7/2
- Was T-2nd in the SAL in SHO (1)
- Seven of his 14 starts with Lakewood were scoreless
- Had a 23.1-inning scoreless streak, 4/8-5/4
- Posted a 1.20 ERA (6 ER, 45.0 IP) in seven home starts
- Promoted to Clearwater (A) on 7/4
- Named both Phillies Minor League Pitcher of the Week and Florida State League Pitcher of the Week, 7/31-8/6
- Did not allow a HR over 50.1 consecutive innings, between 5/30 with Lakewood and 7/24 with Clearwater
- Recorded a season-best 10 SO three times: 4/20 and 5/24 with Lakewood and 7/18 with Clearwater

### 2016

- Spent the entire season with Williamsport (A)
- Named a New York-Penn League All-Star
- Led NYPL in CG (2), T-1st in SHO (1), T-4th in wins (6), was 7th in innings (73.2) and 9th in WHIP (1.15)

- Threw a no-hitter (7.0 IP) in game 1 of a doubleheader, 7/26 vs Auburn; issued a walk to first batter of game, induced a double play, then retired final 19 batters he faced
- Allowed two ER or fewer in 10 of 13 starts
- Named Phillies Minor League Pitcher of the Week and NYPL Pitcher of the Week, 7/25-31

### 2015

- Pitched for Gulf Coast League Phillies (R)
- Named Phillies Minor League Pitcher of the Month for July (2-0, 0.79 ERA)
- Named Phillies Minor League Pitcher of the Week, 7/20-26
- Began the season with a 17.0-inning scoreless streak, 6/22-7/9
- Only appeared in six games due to a left elbow strain
- Participated in Florida Instructional League

### 2014

- Spent his third consecutive season with the Venezuelan Summer League Phillies (R)
- Led the VSL in innings (80.2) & SO (78), was T-1st in starts (14), 4th in ERA (1.56) and T-5th in wins (5)
- Had 78 strikeouts to just one walk
- Participated in FIL

### 2012-13

- Spent his first two pro seasons with the VSL Phillies

### PERSONAL

Ranger José Suárez... Has one daughter, Sofia, and one son, Dominick... **Hobbies:** Playing soccer and video games...  
**Signed by:** Jesús Méndez

## RANGER SUÁREZ'S CAREER STATISTICS

| YEAR      | CLUB                 | W-L          | ERA         | G          | GS        | CG       | SHO      | SV       | IP           | H          | R          | ER         | HR        | HB        | BB         | SO         | WP        | BK       | AVG         |
|-----------|----------------------|--------------|-------------|------------|-----------|----------|----------|----------|--------------|------------|------------|------------|-----------|-----------|------------|------------|-----------|----------|-------------|
| 2012      | VSL Phillies         | 0-0          | 0.00        | 3          | 0         | 0        | 0        | 2        | 5.0          | 2          | 0          | 0          | 0         | 0         | 3          | 4          | 0         | 0        | .125        |
| 2013      | VSL Phillies         | 0-0          | 3.18        | 8          | 1         | 0        | 0        | 1        | 17.0         | 18         | 8          | 6          | 2         | 0         | 0          | 13         | 2         | 0        | .257        |
| 2014      | VSL Phillies         | 5-4          | 1.56        | 14         | #14       | 0        | 0        | 0        | *80.2        | 67         | 25         | 14         | 2         | 1         | 1          | *78        | 3         | 1        | .218        |
| 2015      | GCL Phillies         | 3-0          | 0.65        | 6          | 4         | 0        | 0        | 0        | 27.2         | 15         | 2          | 2          | 0         | 0         | 4          | 20         | 0         | 0        | .158        |
| 2016      | Williamsport         | 6-4          | 2.81        | 13         | 13        | *2       | #1       | 0        | 73.2         | 61         | 26         | 23         | 4         | 5         | 24         | 53         | 3         | 1        | .223        |
| 2017      | Lakewood             | 6-2          | 1.59        | 14         | 14        | 1        | 1        | 0        | 85.0         | 52         | 17         | 15         | 4         | 0         | 24         | 90         | 3         | 0        | .177        |
|           | Clearwater           | 2-4          | 3.82        | 8          | 8         | 0        | 0        | 0        | 37.2         | 43         | 18         | 16         | 1         | 1         | 11         | 38         | 1         | 1        | .293        |
| 2018      | Reading              | 4-3          | 2.76        | 12         | 12        | 1        | 0        | 0        | 75.0         | 64         | 23         | 23         | 2         | 2         | 20         | 54         | 2         | 1        | .235        |
|           | Lehigh Valley        | 2-0          | 2.74        | 9          | 9         | 0        | 0        | 0        | 49.1         | 48         | 17         | 15         | 2         | 2         | 15         | 31         | 0         | 2        | .257        |
|           | PHILLIES             | 1-1          | 5.40        | 4          | 3         | 0        | 0        | 0        | 15.0         | 21         | 14         | 9          | 3         | 0         | 6          | 11         | 0         | 1        | .339        |
| 2019      | Lehigh Valley        | 2-2          | 5.68        | 7          | 7         | 0        | 0        | 0        | 38.0         | 41         | 26         | 24         | 8         | 4         | 10         | 32         | 0         | 0        | .281        |
|           | PHILLIES             | 6-1          | 3.14        | 37         | 0         | 0        | 0        | 0        | 48.2         | 52         | 18         | 17         | 6         | 1         | 12         | 42         | 1         | 1        | .278        |
| 2020      | PHILLIES             | 0-1          | 20.25       | 3          | 0         | 0        | 0        | 0        | 4.0          | 10         | 9          | 9          | 1         | 1         | 4          | 1          | 0         | 0        | .476        |
| 2021      | PHILLIES             | 8-5          | 1.36        | 39         | 12        | 1        | 1        | 4        | 106.0        | 73         | 20         | 16         | 4         | 5         | 33         | 107        | 1         | 0        | .194        |
| 2022      | PHILLIES             | 10-7         | 3.65        | 29         | 29        | 0        | 0        | 0        | 155.1        | 149        | 74         | 63         | 15        | 2         | 58         | 129        | 4         | 2        | .249        |
|           | <b>Minors Totals</b> | <b>30-19</b> | <b>2.54</b> | <b>94</b>  | <b>82</b> | <b>4</b> | <b>2</b> | <b>3</b> | <b>489.0</b> | <b>411</b> | <b>162</b> | <b>138</b> | <b>25</b> | <b>15</b> | <b>112</b> | <b>413</b> | <b>14</b> | <b>6</b> | <b>.227</b> |
| <b>ML</b> | <b>Totals</b>        | <b>25-15</b> | <b>3.12</b> | <b>112</b> | <b>44</b> | <b>1</b> | <b>1</b> | <b>4</b> | <b>329.0</b> | <b>305</b> | <b>135</b> | <b>114</b> | <b>29</b> | <b>9</b>  | <b>113</b> | <b>290</b> | <b>6</b>  | <b>4</b> | <b>.245</b> |

\* League leader  
 # Tied for league lead

## SUÁREZ'S WILD CARD SERIES STATISTICS

| YEAR | CLUB, OPP | W-L | ERA | G | GS | CG | SHO | SV | IP | H | R | ER | HR | HB | BB | SO | WP | BK | AVG |
|------|-----------|-----|-----|---|----|----|-----|----|----|---|---|----|----|----|----|----|----|----|-----|
| 2022 | PHI, STL  |     |     |   |    |    |     |    |    |   |   |    |    |    |    |    |    |    |     |

## SUÁREZ'S DIVISION SERIES STATISTICS

| YEAR | CLUB, OPP | W-L | ERA  | G | GS | CG | SHO | SV | IP  | H | R | ER | HR | HB | BB | SO | WP | BK | AVG  |
|------|-----------|-----|------|---|----|----|-----|----|-----|---|---|----|----|----|----|----|----|----|------|
| 2022 | PHI, ATL  | 0-0 | 2.70 | 1 | 1  | 0  | 0   | 0  | 3.1 | 3 | 1 | 1  | 1  | 0  | 5  | 5  | 0  | 0  | .250 |

## SUÁREZ'S LEAGUE CHAMPIONSHIP SERIES STATISTICS

| YEAR | CLUB, OPP | W-L | ERA  | G | GS | CG | SHO | SV | IP  | H | R | ER | HR | HB | BB | SO | WP | BK | AVG  |
|------|-----------|-----|------|---|----|----|-----|----|-----|---|---|----|----|----|----|----|----|----|------|
| 2022 | PHI, SD   | 1-0 | 1.59 | 2 | 1  | 0  | 0   | 1  | 5.2 | 2 | 2 | 1  | 0  | 1  | 0  | 3  | 0  | 0  | .095 |

## SUÁREZ'S WORLD SERIES STATISTICS

| YEAR | CLUB, OPP | W-L | ERA  | G | GS | CG | SHO | SV | IP  | H | R | ER | HR | HB | BB | SO | WP | BK | AVG  |
|------|-----------|-----|------|---|----|----|-----|----|-----|---|---|----|----|----|----|----|----|----|------|
| 2022 | PHI, HOU  | 1-0 | 0.00 | 2 | 1  | 0  | 0   | 0  | 5.2 | 4 | 0 | 0  | 0  | 0  | 1  | 5  | 0  | 0  | .190 |

## SUÁREZ'S CAREER TRANSACTIONS

- Signed by Philadelphia as an amateur free agent, April 1, 2012
- On COVID-related injured list, June 30-August 30, 2020
- On injured list with a low back spasm, June 30-July 15, 2022

## SUÁREZ'S CAREER FIELDING

| POSITION | PCT  | G   | PO | A  | E | TC | DP |
|----------|------|-----|----|----|---|----|----|
| Pitcher  | .990 | 112 | 29 | 68 | 1 | 98 | 2  |

## SUÁREZ'S GAME HIGHS

**LOW-HIT CG:** 4 – 9/25/21 vs PIT... **SHUTOUTS:** 1 – 9/25/21 vs PIT... **STRIKEOUTS:** 9 – 10/1/21 at MIA... **WALKS:** 4 – 4 times, last: 8/23/22 vs CIN... **LONGEST OUTING:** 9.0 inn. – 9/25/21 vs PIT... **WINNING STREAK:** 4 games – 9/25/21-4/27/22... **LOSING STREAK:** 3 games – 5/20-6/12/22... **SCORELESS STREAK:** 21.0 inn. – 9/20-10/1/21





# BILLY SULLIVAN

Right-Handed Pitcher

81

**B-T:** R-R

**HT:** 6-1; **WT:** 200

**OPENING DAY AGE:** 23

**BORN:** April 16, 1999, New Castle, DE

**RESIDES:** New Castle, DE

**HOW OBTAINED:** Signed by Phillies as a non-drafted free agent, 6/17/20

@billy\_sullivan8

@bsully99

Non-Roster Invitee

2023 PHILLIES

## 2022

- Spent season with Reading (AA)
- Averaged 13.59 SO/9.0 IP (77 SO, 51.0 IP)

## 2021

- Began pro career with Jersey Shore (A)
- Promoted to Reading, 5/21
- Combined to limit LHH to a .107 AVG (3-28) with one extra-base hit (2B)
- Averaged 13.31 SO/9.0 IP (35 SO, 23.2 IP)
- Was on the IL twice: 7/13-19 (right shoulder inflammation) and 8/12-end of season (right biceps strain)

## 2020

- Did not pitch
- Participated in Florida Instructional League

## PERSONAL

William Donald Sullivan IV... Attended the University of Delaware... In 2018, was selected as a Freshman All-American by *Collegiate Baseball* and Perfect Game while also being named Colonial Athletic Association (CAA) Co-Rookie of the Year after leading his team in strikeouts (95) and wins (7)... 2017 graduate of St. Mark's High School (DE)... Originally selected by Phillies in 28th round of 2017 MLB Draft, but did not sign... **Signed by:** Jeff Zona Jr.

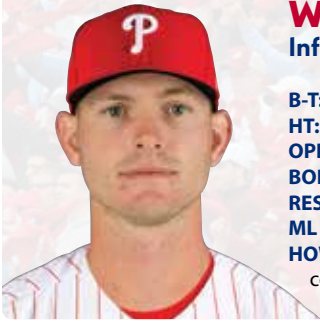
## BILLY SULLIVAN'S CAREER STATISTICS

| YEAR                 | CLUB          | W-L        | ERA         | G         | GS       | CG       | SHO      | SV       | IP          | H         | R         | ER        | HR       | HB       | BB        | SO         | WP        | BK       | AVG         |
|----------------------|---------------|------------|-------------|-----------|----------|----------|----------|----------|-------------|-----------|-----------|-----------|----------|----------|-----------|------------|-----------|----------|-------------|
| 2020                 | Did not pitch |            |             |           |          |          |          |          |             |           |           |           |          |          |           |            |           |          |             |
| 2021                 | Jersey Shore  | 0-0        | 1.59        | 5         | 0        | 0        | 0        | 0        | 5.2         | 1         | 1         | 1         | 1        | 0        | 3         | 8          | 0         | 0        | .059        |
|                      | Reading       | 1-1        | 3.00        | 15        | 0        | 0        | 0        | 2        | 18.0        | 12        | 8         | 6         | 0        | 6        | 10        | 27         | 4         | 0        | .190        |
| 2022                 | Reading       | 5-1        | 4.59        | 44        | 2        | 0        | 0        | 2        | 51.0        | 50        | 29        | 26        | 5        | 3        | 36        | 77         | 9         | 3        | .251        |
| <b>Minors Totals</b> |               | <b>6-2</b> | <b>3.98</b> | <b>64</b> | <b>2</b> | <b>0</b> | <b>0</b> | <b>4</b> | <b>74.2</b> | <b>63</b> | <b>38</b> | <b>33</b> | <b>6</b> | <b>9</b> | <b>49</b> | <b>112</b> | <b>13</b> | <b>3</b> | <b>.226</b> |

## SULLIVAN'S CAREER TRANSACTIONS

- Selected by Philadelphia in 28th round of 2017 MLB Draft, but did not sign
- Signed by Philadelphia as a non-drafted free agent, June 17, 2020





# WILL TOFFEY

Infielder

73

**B-T:** L-R

**HT:** 6-2; **WT:** 205

**OPENING DAY AGE:** 28

**BORN:** December 31, 1994, Barnstable, MA

**RESIDES:** Nashville, TN

**ML SERVICE:** 2 days

**HOW OBTAINED:** Acquired from San Francisco Giants with cash considerations for Luke Williams, 3/27/22

**Non-Roster Invitee**

## 2022

- Went to spring training with SF before being traded to the Phillies on 3/27 for INF/OF Luke Williams
- Posted a .350 OBP in 97 games for Lehigh Valley (AAA)
- Slashed .338/.459/.632 with a 1.091 OPS in 21 games during June
- Hit four HR and posted a .537 SLG in 16 games during August
- Had his contract selected by Philadelphia on 7/13 before being optioned back to Lehigh Valley the same day

## 2021

- Split season between Binghamton (AA) in NYM's organization and Sacramento (AAA) in SF's organization
- Traded to SF on 7/2
- Primarily played 1st base and 3rd base, but also saw action at 2nd base and in LF and RF

## 2020

- Did not play

## 2019

- Spent season with Binghamton, leading the team in walks (50)
- Was on the IL twice: 7/1-20 (left hip strain) and 8/25-9/11 (right Achilles tendon strain)

## 2018

- Began year with Stockton (A) in OAK's organization
- Was on the IL, 4/18-5/30 (left shoulder dislocation)
- Acquired by NYM along with RHP Bobby Wahl in exchange for RHP Jeurys Familia on 7/21
- Finished season at Binghamton

## 2017

- Began pro career with Vermont (A)
- Finished 3rd in the New York-Penn League in walks (38), 5th in runs (38) and 6th in OBP (.377)

## PERSONAL

William Tobin Toffey (Will)... 2014 graduate of Salisbury School (CT)... Attended Vanderbilt University (TN)...

**Signed by:** Dillon Tung

## WILL TOFFEY'S CAREER STATISTICS

| YEAR                 | CLUB          | AVG         | G          | AB          | R          | H          | 2B        | 3B       | HR        | RBI        | SH        | SF       | HP        | BB         | SO         | SB        | CS       | OBP         | SLG         | OPS         | E         |
|----------------------|---------------|-------------|------------|-------------|------------|------------|-----------|----------|-----------|------------|-----------|----------|-----------|------------|------------|-----------|----------|-------------|-------------|-------------|-----------|
| 2017                 | Vermont       | .263        | 57         | 209         | 38         | 55         | 11        | 2        | 1         | 22         | 1         | 3        | 2         | 38         | 45         | 2         | 2        | .377        | .349        | .726        | 10        |
| 2018                 | Stockton      | .244        | 48         | 164         | 17         | 40         | 8         | 0        | 5         | 32         | 1         | 2        | 1         | 29         | 49         | 0         | 0        | .357        | .384        | .741        | 13        |
|                      | Binghamton    | .254        | 41         | 134         | 23         | 34         | 12        | 0        | 4         | 19         | 0         | 0        | 1         | 30         | 36         | 2         | 0        | .394        | .433        | .827        | 3         |
| 2019                 | Binghamton    | .219        | 91         | 269         | 42         | 59         | 18        | 1        | 5         | 27         | 0         | 1        | 3         | 50         | 90         | 5         | 3        | .347        | .349        | .696        | 10        |
| 2020                 | Did not play  |             |            |             |            |            |           |          |           |            |           |          |           |            |            |           |          |             |             |             |           |
| 2021                 | Binghamton    | .178        | 34         | 101         | 18         | 18         | 3         | 0        | 6         | 15         | 0         | 1        | 4         | 17         | 47         | 6         | 0        | .317        | .386        | .703        | 0         |
|                      | Sacramento    | .270        | 31         | 74          | 15         | 20         | 2         | 0        | 2         | 9          | 3         | 0        | 4         | 13         | 39         | 1         | 0        | .407        | .378        | .785        | 1         |
| 2022                 | Lehigh Valley | .242        | 97         | 326         | 48         | 79         | 23        | 4        | 9         | 37         | 5         | 2        | 7         | 48         | 121        | 9         | 2        | .350        | .420        | .770        | 6         |
| <b>Minors Totals</b> |               | <b>.239</b> | <b>399</b> | <b>1277</b> | <b>201</b> | <b>305</b> | <b>77</b> | <b>7</b> | <b>32</b> | <b>161</b> | <b>10</b> | <b>9</b> | <b>22</b> | <b>225</b> | <b>427</b> | <b>25</b> | <b>7</b> | <b>.360</b> | <b>.385</b> | <b>.745</b> | <b>43</b> |

## TOFFEY'S CAREER TRANSACTIONS

- Selected by New York Yankees in 23rd round of 2014 MLB Draft, but did not sign
- Selected by Baltimore Orioles in 25th round of 2016 MLB draft, but did not sign
- Selected by Oakland Athletics in 4th round of 2017 MLB Draft
- Traded to New York Mets with Bobby Wahl (rhp) for Jeurys Familia (rhp), July 21, 2018
- Traded to San Francisco Giants for Anthony Banda (lhp), July 2, 2021
- Traded to Philadelphia with cash considerations for Luke Williams (inf/of), March 27, 2022



# TREA TURNER

Shortstop

7

**B-T:** R-R

**HT:** 6-2; **WT:** 185

**OPENING DAY AGE:** 29

**BORN:** June 30, 1993, Boynton Beach, FL

**RESIDES:** Boynton Beach, FL

**ML SERVICE:** 6 years, 135 days

**HOW OBTAINED:** Signed by Phillies as a free agent, 12/8/22

**CONTRACT STATUS:** Signed an 11-year contract, taking him through 2033, on 12/8/22

@tvturner  
 @treavturner

2023 PHILLIES

## 2022

- Spent the season with LAD
- Selected as an NL All-Star for the second time in his career (started at SS; 1-2)
- Named All-MLB First Team
- Won his first career Silver Slugger Award
- Finished 11th in NL MVP voting
- Among all NL players, ranked 2nd in hits (194)
- Set career highs in doubles (39), RBI (100), GW RBI (15) and SF (6)
- Had an ML-best 26-game hitting streak, 5/9-6/3 (.350 AVG)
- Had another 20-game hitting streak, 7/9-8/2 (.341 AVG); was the only player in MLB with multiple 20-game hitting streaks
- Set an LAD franchise record hitting safely in 132 of 160 games, surpassing Tommy Davis' previous record of 129 in 1962
- Hit .298 in 183 PA against LHP and .298 in 525 PA against RHP
- Per Statcast data, his average sprint speed of 30.3 feet per second ranked 5th out of 582 qualified players

## 2021

- Led the majors in AVG (.328) and hits (195) while ranking 1st in the NL in stolen bases (32) and total bases (319)
- Began the year with WSH before being traded to LAD on 7/30
- Combined to slash .328/.375/.536 with a .911 OPS in 646 plate appearances between both clubs
- Selected as an NL All-Star for the first time in his career
- Posted a career-best 6.8 fWAR (FanGraphs), which ranked 3rd among all ML position players
- Named NL Player of the Week, 9/27-10/3, after slashing .458/.480/.917 with three HR and nine RBI in six games
- Had a 19-game hitting streak, 9/12-10/3 (.403 AVG)
- Started all 12 postseason games for LAD

## 2020

- Led MLB in hits (78) and tied for the NL lead in triples (4)
- Among all NL players, finished T-2nd in stolen bases (12), 4th in AVG (.335), 5th in runs (46), 6th in OPS (.982) & SLG (.588) and 10th in OBP (.394)
- Finished 7th in NL MVP voting
- Was one of six players in MLB with 10 home runs and 10 stolen bases
- Had a 16-game hitting streak, 8/14-31, during which he slashed .507/.548/.851 with a 1.399 OPS
- Hit his first career inside-the-park home run, 9/3 at PHI (Zach Eflin)

## TURNER PHAST PHACTS

- 2-time NL All-Star (2021-22)
- 2022 All-MLB First Team
- 2022 Silver Slugger Award winner
- 2021 NL batting title
- 2021 All-MLB Second Team
- 2019 World Series champion

## 2019

- Per Statcast data, his average sprint speed of 30.4 feet per second ranked 2nd out of 564 qualified players
- Among all NL players, finished 2nd in stolen bases (35), T-8th in doubles (37) and 10th in AVG (.298)
- On 3/31 vs NYM, hit his second career walk-off home run (Justin Wilson); also hit a 3-run home run in the third inning off Zack Wheeler
- On 4/2 vs PHI, suffered a broken right index finger on a bunt attempt and was placed on the IL on 4/3
- Appeared in two rehab games with Potomac (A) before being activated on 5/17
- Notched his second career cycle on 7/23 vs COL and became only the 26th player in MLB history with multiple cycles
- Finished the season with a 12-game hitting streak (9/17-29), which included 11 extra-base hits (6 2B, 5 HR, .741 SLG)
- On 9/24 vs PHI (gm 2), hit a go-ahead grand slam in WSH's Wild Card-clinching game (Jared Hughes)
- Hit his first career postseason home run in the NLWC game vs MIL (Brandon Woodruff)
- Reached base safely in 15 of 17 postseason games and won his first World Series championship

## 2018

- Set career highs in games (162), at-bats (664) and walks (69)
- Became only the second WSH player to play in 162 games (other: Ryan Zimmerman)
- Among all NL players, ranked 1st in stolen bases (43), T-6th in runs (103) and 7th in hits (180)
- In 82 WSH wins, slashed .317/.387/.501 and in 80 WSH losses, slashed .219/.296/.318
- Started 158 games at shortstop and set career bests in Defensive Runs Saved (8) and Outs Above Average (13)
- Per Statcast data, ranked in the 99th percentile in sprint speed, 98th percentile in Outs Above Average, 87th percentile in max exit velocity and 80th percentile in expected batting average
- Had a 24-game on-base streak, 8/29-9/24

- Hit his first career grand slam (Adam Conley) and went 3-for-5 with three runs, two home runs and eight RBI on 7/5 vs MIA; WSH trailed 9-0 before winning, 14-12

## 2017

- Set a WSH franchise record with 46 stolen bases (46-54, 85.2%)
- Played exclusively at shortstop (95 G, all starts)
- Per Statcast data, ranked in the 99th percentile in sprint speed
- Among all MLB players, his 46 steals ranked 3rd behind only Dee Gordon (60) and Billy Hamilton (59)
- Hit for the cycle on 4/25 at COL, the third in WSH history; also had seven RBI
- Became the eighth player to hit for the cycle with seven or more RBI and the youngest (23 years, 299 days) since Joe DiMaggio in 1937 (22 years, 226 days)



- Had two IL stints: 4/9-20 (right hamstring strain) and 6/30-8/28 (right wrist fracture), which included rehab appearances with Syracuse (AAA) and Potomac
- Following his return from his 2nd IL stint, slashed .297/.371/.525 with an .897 OPS and 11 steals in 30 games from 8/29 through the end of the season
- Started all five postseason games for WSH in the NLDS against CHI

## 2016

- Began the season with Syracuse
- Recalled by WSH on 6/3 before being optioned back to Syracuse on 6/5
- Recalled on 7/8 and spent the rest of the season with WSH
- Went 33-for-39 in stolen base attempts (84.6%)
- His 33 steals were the most by a rookie in WSH history
- Had a hit in eight straight plate appearances, 8/23-24
- Named NL Rookie of the Month in August and Sept./Oct.
- On 9/9 vs PHI, hit his first career walk-off home run (Frank Herrmann) and collected his first career multi-HR game
- Made his postseason debut in Game 1 of the NLDS vs LAD (0-3)
- Hit .318 (7-22) with five runs and two SB in five games against LAD in the NLDS

## 2015

- Named the No. 9 prospect in MiLB on *Baseball America's* midseason top 50 list
- Began the season with San Antonio (AA) before being traded to WSH midseason and assigned to Harrisburg (AA)
- Promoted to Syracuse on 6/26
- Combined to slash .322/.370/.458 in 116 combined minor league games between the three teams
- Had his contract selected on 8/21 and made his ML debut that night vs MIL
- Collected his first hit on 9/4 vs ATL and hit his first HR on 9/29 at ATL (Matt Wisler)

## 2014

- Split his first pro season between Eugene (A) and Fort Worth (A)
- Named SD's Minor League Defensive Player of the Year after posting a .984 fielding percentage in 50 games at SS between the two levels
- Combined to slash .323/.406/.448 in 69 games (50 at SS, 19 at DH) between both levels
- Following the season, was named the No. 2 prospect in the Midwest League by *Baseball America*

## PERSONAL

Trea Vance Turner... Married, wife's name is Kristen; has one son, Beckham... 2011 graduate of Park Vista High School (FL)... Attended North Carolina State University and was named First-Team All-ACC, Second-Team All-American by Perfect Game and Third-Team All-American by *Baseball America* following his junior year... Led Division I with 55 stolen bases as a freshman in 2013 as NC State qualified for the College World Series... **Signed by:** Tyler Stubblefield

## TREA TURNER'S CAREER STATISTICS

| YEAR                 | CLUB           | AVG         | G          | AB          | R          | H           | 2B         | 3B        | HR         | RBI        | SH       | SF        | HP        | BB         | SO         | SB         | CS        | OBP         | SLG         | OPS         | E         |
|----------------------|----------------|-------------|------------|-------------|------------|-------------|------------|-----------|------------|------------|----------|-----------|-----------|------------|------------|------------|-----------|-------------|-------------|-------------|-----------|
| 2014                 | Eugene         | .228        | 23         | 92          | 14         | 21          | 2          | 0         | 1          | 2          | 0        | 0         | 2         | 11         | 19         | 9          | 1         | .324        | .283        | .606        | 1         |
|                      | Fort Worth     | .368        | 46         | 187         | 31         | 69          | 14         | 2         | 4          | 22         | 1        | 1         | 3         | 24         | 48         | 14         | 3         | .447        | .529        | .976        | 3         |
| 2015                 | San Antonio    | .322        | 58         | 227         | 31         | 73          | 13         | 3         | 5          | 35         | 2        | 1         | 0         | 24         | 48         | 11         | 4         | .385        | .471        | .856        | 6         |
|                      | Harrisburg     | .359        | 10         | 39          | 6          | 14          | 4          | 1         | 0          | 4          | 0        | 1         | 0         | 1          | 8          | 4          | 0         | .366        | .513        | .879        | 4         |
|                      | Syracuse       | .314        | 48         | 188         | 31         | 59          | 7          | 3         | 3          | 15         | 1        | 3         | 0         | 13         | 41         | 14         | 2         | .353        | .431        | .784        | 11        |
|                      | WASHINGTON     | .225        | 27         | 40          | 5          | 9           | 1          | 0         | 1          | 1          | 0        | 0         | 0         | 4          | 12         | 2          | 2         | .295        | .325        | .621        | 2         |
| 2016                 | Syracuse       | .302        | 83         | 331         | 61         | 100         | 22         | 8         | 6          | 33         | 1        | 2         | 0         | 37         | 72         | 25         | 2         | .370        | .471        | .842        | 9         |
|                      | WASHINGTON     | .342        | 73         | 307         | 53         | 105         | 14         | 8         | 13         | 40         | 0        | 2         | 1         | 14         | 59         | 33         | 6         | .370        | .567        | .937        | 3         |
| 2017                 | WASHINGTON     | .284        | 98         | 412         | 75         | 117         | 24         | 6         | 11         | 45         | 0        | 1         | 4         | 30         | 80         | 46         | 8         | .338        | .451        | .789        | 8         |
|                      | Syracuse+      | .000        | 3          | 9           | 0          | 0           | 0          | 0         | 0          | 0          | 0        | 0         | 0         | 1          | 4          | 0          | 0         | 0           | 1.000       | .100        | 0         |
|                      | Potomac+       | .167        | 4          | 12          | 1          | 2           | 1          | 0         | 0          | 1          | 0        | 1         | 0         | 0          | 3          | 0          | 1         | .154        | .250        | .404        | 0         |
| 2018                 | WASHINGTON     | .271        | #162       | *664        | 103        | 180         | 27         | 6         | 19         | 73         | 2        | 0         | 5         | 69         | 132        | *43        | 9         | .344        | .416        | .760        | 12        |
| 2019                 | WASHINGTON     | .298        | 122        | 521         | 96         | 155         | 37         | 5         | 19         | 57         | 0        | 2         | 3         | 43         | 113        | 35         | 5         | .353        | .457        | .850        | 13        |
|                      | Potomac+       | .125        | 2          | 8           | 1          | 1           | 0          | 0         | 0          | 0          | 0        | 0         | 0         | 1          | 4          | 0          | 0         | .222        | .125        | .347        | 1         |
| 2020                 | WASHINGTON     | .335        | 59         | 233         | 46         | *78         | 15         | #4        | 12         | 41         | 0        | 2         | 2         | 22         | 36         | 11         | 2         | .385        | .565        | .982        | 9         |
| 2021                 | WASHINGTON     | .322        | 96         | 388         | 66         | 125         | 17         | 3         | 18         | 49         | 0        | 2         | 4         | 26         | 77         | 21         | 3         | .369        | .521        | .890        | 11        |
|                      | LOS ANGELES-NL | .338        | 52         | 207         | 41         | 70          | 17         | 0         | 10         | 28         | 0        | 2         | 2         | 15         | 33         | 11         | 2         | .385        | .565        | .950        | 5         |
|                      | WSH/LAD        | *.328       | 148        | 595         | 107        | *195        | 34         | 3         | 28         | 77         | 0        | 4         | 6         | 41         | 110        | *32        | 5         | .369        | .521        | .890        | 16        |
| 2022                 | LOS ANGELES-NL | .298        | 160        | *652        | 101        | 194         | 39         | 4         | 21         | 100        | 0        | 6         | 3         | 45         | 131        | 27         | 3         | .343        | .466        | .809        | 16        |
| <b>Minors Totals</b> |                | <b>.310</b> | <b>277</b> | <b>1093</b> | <b>176</b> | <b>339</b>  | <b>63</b>  | <b>17</b> | <b>19</b>  | <b>112</b> | <b>5</b> | <b>9</b>  | <b>5</b>  | <b>112</b> | <b>247</b> | <b>77</b>  | <b>13</b> | <b>.374</b> | <b>.451</b> | <b>.825</b> | <b>25</b> |
| <b>ML</b>            | <b>Totals</b>  | <b>.302</b> | <b>849</b> | <b>3424</b> | <b>586</b> | <b>1033</b> | <b>191</b> | <b>36</b> | <b>124</b> | <b>434</b> | <b>2</b> | <b>17</b> | <b>24</b> | <b>268</b> | <b>673</b> | <b>230</b> | <b>42</b> | <b>.355</b> | <b>.487</b> | <b>.842</b> | <b>79</b> |

\* League leader  
 # Tied for league lead  
 + Rehab assignment

2023 PHILLIES

## TURNER'S WILD CARD SERIES STATISTICS

| YEAR      | CLUB, OPP     | AVG         | G        | AB       | R        | H        | 2B       | 3B       | HR       | RBI      | SH       | SF       | HP       | BB       | SO       | SB       | CS       | OBP         | SLG         | OPS          | E        |
|-----------|---------------|-------------|----------|----------|----------|----------|----------|----------|----------|----------|----------|----------|----------|----------|----------|----------|----------|-------------|-------------|--------------|----------|
| 2019      | WSH, MIL      | .250        | 1        | 4        | 1        | 1        | 0        | 0        | 1        | 1        | 0        | 0        | 0        | 1        | 0        | 0        | 0        | .250        | 1.00        | 1.250        | 0        |
| 2021      | LAD, STL      | .500        | 1        | 4        | 0        | 2        | 0        | 0        | 0        | 0        | 0        | 0        | 0        | 0        | 0        | 0        | 0        | .500        | .500        | 1.000        | 0        |
| <b>WC</b> | <b>Totals</b> | <b>.375</b> | <b>2</b> | <b>8</b> | <b>1</b> | <b>3</b> | <b>0</b> | <b>0</b> | <b>1</b> | <b>1</b> | <b>0</b> | <b>0</b> | <b>0</b> | <b>0</b> | <b>1</b> | <b>0</b> | <b>0</b> | <b>.375</b> | <b>.750</b> | <b>1.125</b> | <b>0</b> |

## TURNER'S DIVISION SERIES STATISTICS

| YEAR      | CLUB, OPP     | AVG         | G         | AB         | R         | H         | 2B       | 3B       | HR       | RBI      | SH       | SF       | HP       | BB       | SO        | SB       | CS       | OBP         | SLG         | OPS         | E        |
|-----------|---------------|-------------|-----------|------------|-----------|-----------|----------|----------|----------|----------|----------|----------|----------|----------|-----------|----------|----------|-------------|-------------|-------------|----------|
| 2016      | WSH, LAD      | .318        | 5         | 22         | 5         | 7         | 0        | 0        | 0        | 1        | 0        | 1        | 0        | 1        | 11        | 2        | 0        | .333        | .318        | .652        | 0        |
| 2017      | WSH, CHI      | .143        | 5         | 21         | 1         | 3         | 1        | 0        | 0        | 0        | 0        | 0        | 0        | 2        | 7         | 1        | 0        | .217        | .190        | .408        | 1        |
| 2019      | WSH, LAD      | .286        | 5         | 21         | 3         | 6         | 3        | 0        | 0        | 0        | 0        | 0        | 2        | 3        | 0         | 0        | 0        | .348        | .429        | .776        | 0        |
| 2021      | LAD, SF       | .136        | 5         | 22         | 1         | 3         | 2        | 0        | 0        | 1        | 0        | 0        | 0        | 5        | 0         | 0        | 0        | .136        | .222        | .364        | 0        |
| 2022      | LAD, SD       | .333        | 4         | 18         | 4         | 6         | 2        | 0        | 2        | 2        | 0        | 0        | 0        | 5        | 1         | 0        | 0        | .333        | .778        | 1.111       | 1        |
| <b>DS</b> | <b>Totals</b> | <b>.240</b> | <b>24</b> | <b>104</b> | <b>14</b> | <b>25</b> | <b>8</b> | <b>0</b> | <b>2</b> | <b>4</b> | <b>0</b> | <b>1</b> | <b>0</b> | <b>5</b> | <b>31</b> | <b>4</b> | <b>0</b> | <b>.273</b> | <b>.375</b> | <b>.648</b> | <b>2</b> |

## TURNER'S LEAGUE CHAMPIONSHIP SERIES STATISTICS

| YEAR       | CLUB, OPP     | AVG         | G         | AB        | R        | H         | 2B       | 3B       | HR       | RBI      | SH       | SF       | HP       | BB       | SO        | SB       | CS       | OBP         | SLG         | OPS         | E        |
|------------|---------------|-------------|-----------|-----------|----------|-----------|----------|----------|----------|----------|----------|----------|----------|----------|-----------|----------|----------|-------------|-------------|-------------|----------|
| 2019       | WSH, STL      | .294        | 4         | 17        | 2        | 5         | 0        | 0        | 0        | 2        | 0        | 0        | 0        | 1        | 4         | 0        | 0        | .333        | .294        | .627        | 0        |
| 2021       | LAD, ATL      | .240        | 6         | 25        | 2        | 6         | 0        | 0        | 0        | 1        | 0        | 0        | 1        | 1        | 7         | 1        | 0        | .296        | .240        | .536        | 0        |
| <b>LCS</b> | <b>Totals</b> | <b>.262</b> | <b>10</b> | <b>42</b> | <b>4</b> | <b>11</b> | <b>0</b> | <b>0</b> | <b>0</b> | <b>3</b> | <b>0</b> | <b>0</b> | <b>1</b> | <b>2</b> | <b>11</b> | <b>1</b> | <b>0</b> | <b>.311</b> | <b>.262</b> | <b>.573</b> | <b>0</b> |

## TURNER'S WORLD SERIES STATISTICS

| YEAR | CLUB, OPP | AVG  | G | AB | R | H | 2B | 3B | HR | RBI | SH | SF | HP | BB | SO | SB | CS | OBP  | SLG  | OPS  | E |
|------|-----------|------|---|----|---|---|----|----|----|-----|----|----|----|----|----|----|----|------|------|------|---|
| 2019 | WSH, HOU  | .161 | 7 | 31 | 4 | 5 | 1  | 0  | 0  | 0   | 0  | 0  | 0  | 3  | 7  | 1  | 0  | .235 | .194 | .429 | 1 |

## TURNER'S ALL-STAR GAME STATISTICS

| YEAR       | CLUB, SITE    | AVG         | G        | AB       | R        | H        | 2B       | 3B       | HR       | RBI      | SH       | SF       | HP       | BB       | SO       | SB       | CS       | OBP         | SLG         | OPS         | E        |
|------------|---------------|-------------|----------|----------|----------|----------|----------|----------|----------|----------|----------|----------|----------|----------|----------|----------|----------|-------------|-------------|-------------|----------|
| 2021       | NL, COL       | .000        | 1        | 2        | 0        | 0        | 0        | 0        | 0        | 0        | 0        | 0        | 0        | 0        | 0        | 0        | 0        | .000        | .000        | .000        | 0        |
| 2022       | NL, LAD       | .500        | 1        | 2        | 0        | 1        | 0        | 0        | 0        | 0        | 0        | 0        | 0        | 0        | 0        | 0        | 0        | .500        | .500        | 1.000       | 0        |
| <b>ASG</b> | <b>Totals</b> | <b>.250</b> | <b>2</b> | <b>4</b> | <b>0</b> | <b>1</b> | <b>0</b> | <b>0</b> | <b>0</b> | <b>0</b> | <b>0</b> | <b>0</b> | <b>0</b> | <b>0</b> | <b>0</b> | <b>0</b> | <b>0</b> | <b>.250</b> | <b>.250</b> | <b>.500</b> | <b>0</b> |

## TURNER'S CAREER TRANSACTIONS

- Selected by Pittsburgh Pirates in 20th round of 2011 MLB Draft, but did not sign
- Selected by San Diego Padres in 1st round (13th overall) of 2014 MLB Draft
- Traded to Washington Nationals, June 14, 2015, as the player to be named later with Joe Ross (rhp) in a three-team trade on Dec. 19, 2014. San Diego acquired Jose Castillo (lhp), Ryan Hanigan (c), Wil Myers (inf) and Gerardo Reyes (rhp) from the Tampa Bay Rays; Tampa Bay acquired Jake Bauers (1b/of), Rene Rivera (c) and Burch Smith (rhp) from San Diego and Travis Ott (lhp) and Steven Souza Jr. (of) from Washington
- On injured list with a right hamstring strain, April 9-20, 2017
- On injured list with a right wrist fracture, June 30-August 28, 2017; included rehab assignments to Syracuse, August 21-24, and Potomac, August 25-28
- On injured list with a broken index finger, April 3-May 16, 2019; included rehab assignment to Potomac, May 14-16
- On COVID-related injured list, July 29-August 5, 2021
- Traded to Los Angeles Dodgers with Max Scherzer (rhp) for Gerardo Carrillo (rhp), Donovan Casey (of), Josiah Gray (rhp) and Keibert Ruiz (c), July 30, 2021
- Signed by Philadelphia as a free agent, December 8, 2022

## TURNER'S CAREER FIELDING

| POSITION    | PCT  | G   | PO  | A    | E  | TC   | DP  |
|-------------|------|-----|-----|------|----|------|-----|
| Second base | .980 | 91  | 141 | 203  | 7  | 351  | 44  |
| Shortstop   | .972 | 701 | 832 | 1619 | 70 | 2521 | 315 |
| Outfield    | .980 | 45  | 99  | 1    | 2  | 102  | 0   |

## TURNER'S GAME HIGHS

**HITS:** 5 – 3 times, last: 8/29/20 at BOS... **RUNS:** 4 – 6 times, last: 8/15/21 at NYM... **DOUBLES:** 2 – 12 times, last: 8/9/22 vs MIN... **TRIPLES:** 1... **HOME RUNS:** 2 – 11 times, last: 7/16/22 at LAA... **RBI:** 8 – 7/5/18 vs MIA... **WALKS:** 3 – 3 times, last: 8/24/22 vs MIL... **STOLEN BASES:** 4 – 2 times, last: 8/27/17 vs CHI... **HITTING STREAK:** 27 games – 9/12/21-4/16/22

## TURNER'S NOTABLE HOMERS

**GRAND SLAMS:** 5 – 7/5/18 vs MIA (Adam Conley); 9/24/19 vs PHI (gm 2) (Jared Hughes); 9/27/20 vs NYM (Steven Matz); 10/1/21 vs MIL (Eric Lauer); 10/3/21 vs MIL (Aaron Ashby)... **INSIDE-THE-PARK HR:** 9/3/20 at PHI (Zach Eflin)... **LEADOFF HR:** 16 – 8/28/16 vs COL (Chad Bettis); 9/17/16 at ATL (Josh Collmenter); 5/26/17 vs SD (Luis Perdomo); 6/12/17 vs ATL (Mike Foltynewicz); 6/17/17 at NYM (Seth Lugo); 9/20/17 at ATL (Lucas Sims); 5/11/18 at ARI (Matt Koch); 7/5/19 vs KC (Brad Keller); 7/23/19 vs COL (Peter Lambert); 8/11/20 at NYM (Rick Porcello); 8/25/20 vs PHI (Jake Arrieta); 9/20/20 at MIA (gm 2) (Braxton Garrett); 4/27/21 at TOR (Trent Thornton); 5/14/21 at ARI (Riley Smith); 8/21/21 vs NYM (Rich Hill); 9/4/21 at SF (Jay Jackson)... **PINCH HR:** None... **WALK-OFF HR:** 3 – 9/9/16 vs PHI (Frank Herrmann); 3/31/19 vs NYM (Justin Wilson); 6/5/19 vs CWS (Alex Colome)







# ERICH UELMEN

## Right-Handed Pitcher

47

@e\_rich41

**B-T:** R-R

**HT:** 6-3; **WT:** 230

**OPENING DAY AGE:** 26

**BORN:** May 19, 1996, Las Vegas, NV

**RESIDES:** Las Vegas, NV

**ML SERVICE:** 81 days

**HOW OBTAINED:** Acquired from Chicago Cubs for cash considerations, 1/4/23

2023 PHILLIES

### 2022

- Began season with Iowa (AAA) in CHI's system
- Appeared exclusively in relief for the first time since 2017
- Finished 19 of his 28 games with Iowa, recording six saves
- Had his contract selected by CHI on 7/17 and spent the remainder of the season in the majors
- Made his ML debut on 7/22 at PHI
- Had a 2.25 ERA (4 ER, 16.0 IP) in his first 13 ML games
- Earned his first ML save on 9/23 at PIT
- Posted a 2.84 ERA (8 ER, 25.1 IP), 1 HR, .220 OPP AVG in 23 of his 25 appearances; allowed three ER in back-to-back appearances, 8/29-31
- Held RHH to a .210 AVG (13-62)

### 2021

- Began season with Tennessee (AA), splitting time as a starter and reliever
- Promoted to Iowa on 8/19 for the remainder of the season

### 2020

- Did not pitch

### 2019

- Began season on the IL with Myrtle Beach (A) with a right shoulder strain
- Reinstated on 5/23
- Promoted to Tennessee on 7/30, where he spent the remainder of the season
- Following the season, pitched for Mesa in the Arizona Fall League

### 2018

- Was used primarily as a starter after spending his first pro season pitching in relief
- Began season with South Bend (A)
- Promoted to Myrtle Beach on 6/24
- On the IL with a right shoulder strain, 8/9-15

### 2017

- Began pro career with Eugene (A)

### PERSONAL

Erich William Uelmen... Attended Cal Poly San Luis Obispo... 2014 graduate of Faith Lutheran High School (NV)...

**Signed by:** Tom Myers

## ERICH UELMEN'S CAREER STATISTICS

| YEAR                 | CLUB          | W-L          | ERA         | G          | GS        | CG       | SHO      | SV       | IP           | H          | R          | ER         | HR        | HB        | BB         | SO         | WP        | BK       | AVG         |
|----------------------|---------------|--------------|-------------|------------|-----------|----------|----------|----------|--------------|------------|------------|------------|-----------|-----------|------------|------------|-----------|----------|-------------|
| 2017                 | Eugene        | 0-2          | 2.04        | 7          | 0         | 0        | 0        | 0        | 17.2         | 18         | 11         | 4          | 2         | 0         | 9          | 23         | 2         | 0        | .265        |
| 2018                 | South Bend    | 5-5          | 3.51        | 11         | 11        | 0        | 0        | 0        | 56.1         | 54         | 22         | 22         | 0         | 2         | 15         | 58         | 4         | 1        | .251        |
|                      | Myrtle Beach  | 3-3          | 4.64        | 10         | 9         | 0        | 0        | 0        | 33.0         | 38         | 17         | 16         | 3         | 0         | 15         | 24         | 4         | 0        | .292        |
| 2019                 | Myrtle Beach  | 5-3          | 3.05        | 11         | 11        | 0        | 0        | 0        | 62.0         | 56         | 23         | 21         | 4         | 3         | 18         | 50         | 1         | 1        | .247        |
|                      | Tennessee     | 0-3          | 7.76        | 6          | 6         | 0        | 0        | 0        | 29.0         | 33         | 25         | 25         | 5         | 5         | 19         | 26         | 1         | 1        | .282        |
| 2020                 | Did not pitch |              |             |            |           |          |          |          |              |            |            |            |           |           |            |            |           |          |             |
| 2021                 | Tennessee     | 2-7          | 4.52        | 19         | 11        | 0        | 0        | 2        | 69.2         | 64         | 38         | 35         | 9         | 14        | 31         | 64         | 6         | 0        | .243        |
|                      | Iowa          | 0-2          | 10.02       | 12         | 0         | 0        | 0        | 0        | 20.2         | 22         | 26         | 23         | 7         | 4         | 10         | 24         | 3         | 0        | .268        |
| 2022                 | Iowa          | 3-3          | 2.79        | 28         | 0         | 0        | 0        | 6        | 42.0         | 29         | 19         | 13         | 2         | 4         | 23         | 52         | 1         | 1        | .197        |
|                      | CHICAGO-NL    | 2-1          | 4.67        | 25         | 0         | 0        | 0        | 1        | 27.0         | 25         | 15         | 14         | 3         | 6         | 12         | 21         | 1         | 0        | .248        |
| <b>Minors Totals</b> |               | <b>18-28</b> | <b>4.33</b> | <b>104</b> | <b>48</b> | <b>0</b> | <b>0</b> | <b>8</b> | <b>330.1</b> | <b>314</b> | <b>181</b> | <b>159</b> | <b>32</b> | <b>32</b> | <b>140</b> | <b>321</b> | <b>22</b> | <b>4</b> | <b>.251</b> |
| <b>ML</b>            | <b>Totals</b> | <b>2-1</b>   | <b>4.67</b> | <b>25</b>  | <b>0</b>  | <b>0</b> | <b>0</b> | <b>1</b> | <b>27.0</b>  | <b>25</b>  | <b>15</b>  | <b>14</b>  | <b>3</b>  | <b>6</b>  | <b>12</b>  | <b>21</b>  | <b>1</b>  | <b>0</b> | <b>.248</b> |

## UELLEN'S CAREER TRANSACTIONS

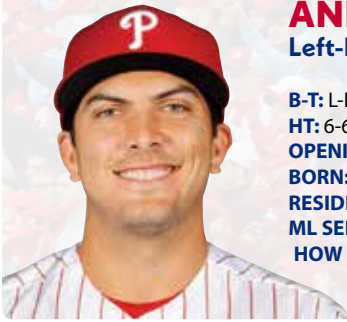
- Selected by Chicago Cubs in 4th round of 2017 MLB Draft
- Traded to Philadelphia for cash considerations, January 4, 2023

## UELLEN'S CAREER FIELDING

| POSITION | PCT  | G  | PO | A | E | TC | DP |
|----------|------|----|----|---|---|----|----|
| Pitcher  | .667 | 25 | 2  | 0 | 1 | 3  | 0  |

## UELLEN'S GAME HIGHS

**LOW-HIT CG:** N/A... **SHUTOUTS:** N/A... **STRIKEOUTS:** 4 – 9/18/22 vs COL... **WALKS:** 2 – 3 times, last: 9/25/22 at PIT... **LONGEST OUTING:** 2.1 inn. – 7/28/22 at SF... **WINNING STREAK:** 2 games – 8/17/22-current... **LOSING STREAK:** N/A... **SCORELESS STREAK:** 5.0 inn. – 9/14-25/22



## ANDREW VASQUEZ

Left-Handed Pitcher

37

**B-T:** L-L

**HT:** 6-6; **WT:** 235

**OPENING DAY AGE:** 29

**BORN:** September 14, 1993, Riverside, CA

**RESIDES:** Rancho Cucamonga, CA

**ML SERVICE:** 139 days

**HOW OBTAINED:** Claimed off waivers from San Francisco Giants, 11/9/22

### 2022

- Began season with Buffalo (AAA) and shuttled between there and TOR from April-June
- On the IL, 6/9-8/1, with a right ankle sprain; included rehab assignments to Florida Complex League Blue Jays (R) and Buffalo
- Claimed off waivers by Phillies on 8/2 and assigned to Lehigh Valley (AAA)
- Claimed off waivers by SF, 8/17, and assigned to Sacramento (AAA)
- Appeared in 10 ML games between TOR and SF
- Went 7-0 with a 2.51 ERA (8 ER, 32.1 IP) in 29 combined minor league games

### 2021

- Spent the majority of the season with St. Paul (AAA) before being traded to LAD on 8/31 and assigned to Oklahoma City (AAA)
- In 39 combined appearances between St. Paul and Oklahoma City, pitched to a 4-0 record and a 3.54 ERA (19 ER, 48.1 IP), 79 SO
- Made his LAD debut on 9/3 at SF, marking his first MLB appearance since 4/10/19 at NYM

### 2020

- Did not pitch

### 2019

- Began season with Rochester (AAA)
- Recalled by MIN on 4/10 for a brief stint; made just one appearance for the club
- Was on the minor league IL, 5/6-15, with an abdominal strain and 6/2-26 with a left shoulder strain; included a rehab assignment to Gulf Coast League Twins (R)
- Transferred to Pensacola (AA), 7/11 for the remainder of the season
- Posted a 5.40 ERA (22 ER, 36.2 IP) across the three minor league levels

### 2018

- Named a Florida State League midseason All-Star and MiLB.com Organization All-Star
- Spent the majority of the season with Chattanooga (AA) and Fort Myers (A); also appeared in four games for Rochester
- Between the three levels, recorded six saves and posted a 1.30 ERA (10 ER, 69.1 IP), 108 SO, 21 BB, 2 HR in 40 games (1 start)
- Had his contract selected by MIN on 9/1 and made his ML debut that day at TEX
- Earned his first ML win on 9/30 vs CWS, pitching a scoreless inning in relief

### 2017

- Split season between Cedar Rapids (A) and Fort Myers
- Did not allow an earned run in 20 of his 23 appearances with Fort Myers
- Posted a 1.55 ERA (10 ER, 58.0 IP) with 85 SO between the two levels
- At the end of the season, had still not allowed a home run in 108.2 pro innings

### 2016

- Began season with Elizabethton (R)
- Promoted to Cedar Rapids on 7/7 for the remainder of the season
- Did not allow an earned run in his final 12.2 innings for Cedar Rapids

### 2015

- Began pro career with GCL Twins

### PERSONAL

Andrew Jude Vasquez... 2015 graduate of Westmont College... Attended UC Santa Barbara for his first three collegiate seasons... 2011 graduate of Los Osos High School (CA)... Named a 2011 Rawlings Preseason All-American from the California Region alongside Rhys Hoskins... **Signed by:** Taylor Cameron

## ANDREW VASQUEZ'S CAREER STATISTICS

| YEAR                 | CLUB           | W-L         | ERA         | G          | GS       | CG       | SHO      | SV        | IP           | H          | R          | ER        | HR       | HB        | BB         | SO         | WP        | BK       | AVG         |
|----------------------|----------------|-------------|-------------|------------|----------|----------|----------|-----------|--------------|------------|------------|-----------|----------|-----------|------------|------------|-----------|----------|-------------|
| 2015                 | GCL Twins      | 0-0         | 2.92        | 12         | 0        | 0        | 0        | 0         | 12.1         | 10         | 10         | 4         | 0        | 4         | 15         | 22         | 7         | 1        | .222        |
| 2016                 | Elizabethton   | 2-0         | 0.90        | 4          | 0        | 0        | 0        | 0         | 10.0         | 6          | 2          | 1         | 0        | 2         | 4          | 15         | 1         | 0        | .182        |
|                      | Cedar Rapids   | 1-0         | 1.59        | 13         | 0        | 0        | 0        | 1         | 28.1         | 13         | 7          | 5         | 0        | 4         | 12         | 36         | 2         | 0        | .134        |
| 2017                 | Cedar Rapids   | 1-0         | 1.61        | 14         | 0        | 0        | 0        | 0         | 22.1         | 15         | 4          | 4         | 0        | 1         | 10         | 33         | 1         | 0        | .190        |
|                      | Fort Myers     | 3-1         | 1.51        | 23         | 0        | 0        | 0        | 2         | 35.2         | 32         | 9          | 6         | 0        | 6         | 11         | 52         | 0         | 0        | .241        |
| 2018                 | Fort Myers     | 0-2         | 1.38        | 19         | 0        | 0        | 0        | 5         | 32.2         | 24         | 8          | 5         | 1        | 1         | 13         | 37         | 2         | 0        | .202        |
|                      | Chattanooga    | 1-0         | 1.16        | 17         | 1        | 0        | 0        | 0         | 31.0         | 21         | 9          | 4         | 1        | 3         | 4          | 59         | 1         | 0        | .196        |
|                      | Rochester      | 0-0         | 1.59        | 4          | 0        | 0        | 0        | 1         | 5.2          | 5          | 1          | 1         | 0        | 1         | 4          | 12         | 1         | 0        | .217        |
|                      | MINNESOTA      | 1-0         | 5.40        | 9          | 0        | 0        | 0        | 0         | 5.0          | 5          | 4          | 3         | 0        | 3         | 2          | 7          | 0         | 0        | .238        |
| 2019                 | Rochester      | 1-2         | 6.00        | 15         | 1        | 0        | 0        | 0         | 18.0         | 17         | 13         | 12        | 1        | 1         | 18         | 27         | 3         | 1        | .250        |
|                      | MINNESOTA      | 0-0         | inf.        | 1          | 0        | 0        | 0        | 0         | 0.0          | 0          | 3          | 3         | 0        | 1         | 2          | 0          | 0         | 0        | .000        |
|                      | GCL Twins      | 0-0         | 0.00        | 1          | 0        | 0        | 0        | 0         | 2.0          | 0          | 0          | 0         | 0        | 0         | 1          | 6          | 1         | 0        | .000        |
|                      | Pensacola      | 1-1         | 5.40        | 14         | 0        | 0        | 0        | 2         | 16.2         | 14         | 11         | 10        | 0        | 3         | 16         | 18         | 1         | 0        | .222        |
| 2020                 | Did not pitch  |             |             |            |          |          |          |           |              |            |            |           |          |           |            |            |           |          |             |
| 2021                 | St. Paul       | 4-0         | 3.61        | 33         | 0        | 0        | 0        | 0         | 42.1         | 21         | 21         | 17        | 5        | 13        | 22         | 68         | 1         | 0        | .143        |
|                      | Oklahoma City  | 0-0         | 3.00        | 6          | 0        | 0        | 0        | 0         | 6.0          | 6          | 2          | 2         | 0        | 0         | 2          | 11         | 0         | 0        | .250        |
|                      | LOS ANGELES-NL | 0-0         | 0.00        | 2          | 0        | 0        | 0        | 0         | 1.2          | 1          | 1          | 0         | 0        | 0         | 0          | 3          | 0         | 0        | .167        |
| 2022                 | Buffalo        | 2-0         | 2.45        | 10         | 0        | 0        | 0        | 1         | 11.0         | 3          | 3          | 3         | 0        | 2         | 2          | 15         | 0         | 0        | .083        |
|                      | TORONTO        | 0-0         | 8.10        | 9          | 0        | 0        | 0        | 0         | 6.2          | 6          | 6          | 6         | 1        | 3         | 3          | 6          | 1         | 1        | .231        |
|                      | FCL Blue Jays+ | 0-0         | 0.00        | 1          | 0        | 0        | 0        | 0         | 1.0          | 0          | 0          | 0         | 0        | 0         | 0          | 3          | 0         | 0        | .000        |
|                      | Lehigh Valley  | 0-0         | 2.25        | 4          | 0        | 0        | 0        | 0         | 4.0          | 3          | 2          | 1         | 0        | 0         | 1          | 3          | 0         | 0        | .188        |
|                      | Sacramento     | 5-0         | 2.20        | 14         | 0        | 0        | 0        | 1         | 16.1         | 13         | 4          | 4         | 1        | 2         | 5          | 23         | 1         | 0        | .220        |
|                      | SAN FRANCISCO  | 0-0         | 0.00        | 1          | 0        | 0        | 0        | 0         | 2.0          | 0          | 0          | 0         | 0        | 0         | 1          | 4          | 0         | 0        | .000        |
|                      | TOR/SF         | 0-0         | 6.23        | 10         | 0        | 0        | 0        | 0         | 8.2          | 6          | 6          | 6         | 1        | 3         | 4          | 10         | 1         | 1        | .188        |
| <b>Minors Totals</b> |                | <b>21-6</b> | <b>2.41</b> | <b>204</b> | <b>2</b> | <b>0</b> | <b>0</b> | <b>13</b> | <b>295.1</b> | <b>203</b> | <b>106</b> | <b>79</b> | <b>9</b> | <b>43</b> | <b>140</b> | <b>440</b> | <b>22</b> | <b>1</b> | <b>.192</b> |
| <b>AL</b>            | <b>Totals</b>  | <b>1-0</b>  | <b>9.26</b> | <b>19</b>  | <b>0</b> | <b>0</b> | <b>0</b> | <b>0</b>  | <b>11.2</b>  | <b>11</b>  | <b>13</b>  | <b>12</b> | <b>1</b> | <b>7</b>  | <b>7</b>   | <b>13</b>  | <b>1</b>  | <b>1</b> | <b>.234</b> |
| <b>NL</b>            | <b>Totals</b>  | <b>0-0</b>  | <b>0.00</b> | <b>3</b>   | <b>0</b> | <b>0</b> | <b>0</b> | <b>0</b>  | <b>3.2</b>   | <b>1</b>   | <b>1</b>   | <b>0</b>  | <b>0</b> | <b>0</b>  | <b>1</b>   | <b>7</b>   | <b>0</b>  | <b>0</b> | <b>.083</b> |
| <b>ML</b>            | <b>Totals</b>  | <b>1-0</b>  | <b>7.04</b> | <b>22</b>  | <b>0</b> | <b>0</b> | <b>0</b> | <b>0</b>  | <b>15.1</b>  | <b>12</b>  | <b>14</b>  | <b>12</b> | <b>1</b> | <b>7</b>  | <b>8</b>   | <b>20</b>  | <b>1</b>  | <b>1</b> | <b>.203</b> |

+ Rehab assignment

## VASQUEZ'S CAREER TRANSACTIONS

- Selected by Kansas City Royals in 44th round of 2011 MLB Draft, but did not sign
- Selected by Minnesota Twins in 32nd round of 2015 MLB Draft
- Traded to Los Angeles Dodgers for Stevie Berman (c), August 31, 2021
- Signed by Toronto Blue Jays as a free agent, March 14, 2021
- On injured list with a right ankle sprain, June 9-August 1, 2022; included rehab assignments to Florida Complex League Blue Jays, July 23-25, and Buffalo, July 26-August 1
- Claimed off waivers by Philadelphia, August 2, 2022
- Claimed off waivers by San Francisco Giants, August 17, 2022
- Claimed off waivers by Philadelphia, November 9, 2022

## VASQUEZ'S CAREER FIELDING

| POSITION | PCT  | G  | PO | A | E | TC | DP |
|----------|------|----|----|---|---|----|----|
| Pitcher  | .600 | 22 | 1  | 2 | 2 | 5  | 0  |

## VASQUEZ'S GAME HIGHS

**LOW-HIT CG:** N/A... **SHUTOUTS:** N/A... **STRIKEOUTS:** 4 – 10/5/22 at SD... **WALKS:** 2 – 4/10/19 at NYM... **LONGEST OUTING:** 2.0 inn. – 10/5/22 at SD... **WINNING STREAK:** N/A... **LOSING STREAK:** N/A... **SCORELESS STREAK:** 2.2 inn. – 2 times, last: 6/8/22-current



# JEREMY WALKER

Right-Handed Pitcher

63

**B-T:** R-R

**HT:** 6-5; **WT:** 228

**OPENING DAY AGE:** 27

**BORN:** June 12, 1995, Advance, NC

**RESIDES:** Advance, NC

**ML SERVICE:** 1 year, 39 days

**HOW OBTAINED:** Signed by Phillies as a minor league free agent, 12/8/22

@jeremywalker12

Non-Roster Invitee

## 2022

- Began season on SF's minor league IL with a parathoracic muscle strain
- Made one rehab appearance with San Jose (A) before being reinstated on 4/20 and assigned to Sacramento (AAA)
- Traded to TB on 8/1 and assigned to Durham (AAA), where he spent the remainder of the season
- Made 44 relief appearances and two starts across the three minor league levels

## 2020-21

- Missed both seasons with a right shoulder impingement and subsequent recovery from surgery

## 2019

- Named a Southern League midseason All-Star
- Began season with Mississippi (AA) and was promoted to Gwinnett (AAA) on 7/5
- Combined to post a 2.88 ERA (26 ER, 81.1 IP) in 32 games between the two stops and averaged 1.22 BB/9.0 IP (11 BB, 81.1 IP)
- His 1.22 BB/9.0 IP was 9th-lowest in MiLB (min. 80.0 IP)
- Had his contract selected by ATL on 7/24, his first of three stints with the team (7/24-31, 8/8, 9/1-end of season)
- Made his ML debut on 7/26 at PHL with a scoreless inning

## 2018

- Spent majority of the season with Florida (A)
- Led all ATL minor leaguers in innings (143.0)
- Named Florida State League Pitcher of the Week, 8/20-26
- Appeared in one game with Gwinnett
- Following the season, pitched for Peoria in the Arizona Fall League

## 2017

- Spent season with Rome (A)
- Was 5th among ATL minor leaguers in innings (138.1) and T-5th in wins (7)

## 2016

- Began pro career with Danville (R)

## PERSONAL

Jeremy Price Walker... Married, wife's name is Caroline... Attended Gardner-Webb University (NC)... In 2016, was the first Gardner-Webb player taken in the draft since 2008 (Adam Bullard in 48th round) and highest since Zach Ward in 2005 (3rd round)... 2013 graduate of Davie County High School (NC)... Also attended Calvary Baptist Day School (NC)... **Signed by:** Billy Best

## JEREMY WALKER'S CAREER STATISTICS

| YEAR      | CLUB                    | W-L          | ERA         | G          | GS        | CG       | SHO      | SV       | IP           | H          | R          | ER         | HR        | HB        | BB         | SO         | WP        | BK       | AVG         |
|-----------|-------------------------|--------------|-------------|------------|-----------|----------|----------|----------|--------------|------------|------------|------------|-----------|-----------|------------|------------|-----------|----------|-------------|
| 2016      | Danville                | 3-3          | 3.18        | 13         | 5         | 0        | 0        | 0        | 39.2         | 40         | 17         | 14         | 2         | 3         | 8          | 37         | 2         | 0        | .252        |
| 2017      | Rome                    | 7-11         | 3.97        | 27         | 27        | 2        | 1        | 0        | 138.1        | 159        | 76         | 61         | 7         | 8         | 30         | 100        | 12        | 3        | .288        |
| 2018      | Florida                 | 5-11         | 4.07        | 25         | 25        | 1        | 0        | 0        | 135.0        | 148        | 71         | 61         | 10        | 8         | 46         | 95         | 4         | 2        | .282        |
|           | Gwinnett                | 1-0          | 0.00        | 1          | 1         | 0        | 0        | 0        | 8.0          | 3          | 0          | 0          | 0         | 0         | 1          | 6          | 0         | 0        | .115        |
| 2019      | Mississippi             | 1-6          | 2.45        | 21         | 1         | 0        | 0        | 6        | 58.2         | 56         | 23         | 16         | 2         | 1         | 5          | 57         | 0         | 0        | .245        |
|           | Gwinnett                | 2-1          | 3.97        | 11         | 0         | 0        | 0        | 1        | 22.2         | 20         | 10         | 10         | 1         | 1         | 6          | 25         | 1         | 0        | .233        |
|           | ATLANTA                 | 0-0          | 1.93        | 6          | 0         | 0        | 0        | 0        | 9.1          | 9          | 2          | 2          | 0         | 0         | 4          | 6          | 0         | 0        | .265        |
| 2020      | Injured – Did not pitch |              |             |            |           |          |          |          |              |            |            |            |           |           |            |            |           |          |             |
| 2021      | Injured – Did not pitch |              |             |            |           |          |          |          |              |            |            |            |           |           |            |            |           |          |             |
| 2022      | San Jose                | 0-0          | 9.00        | 1          | 0         | 0        | 0        | 0        | 2.0          | 4          | 2          | 2          | 0         | 1         | 0          | 4          | 0         | 0        | .400        |
|           | Sacramento              | 0-4          | 6.88        | 28         | 0         | 0        | 0        | 1        | 35.1         | 43         | 29         | 27         | 4         | 7         | 15         | 38         | 2         | 0        | .307        |
|           | Durham                  | 0-0          | 5.91        | 17         | 2         | 0        | 0        | 0        | 21.1         | 29         | 16         | 14         | 1         | 1         | 4          | 14         | 1         | 0        | .333        |
|           | <b>Minors Totals</b>    | <b>19-36</b> | <b>4.00</b> | <b>144</b> | <b>61</b> | <b>3</b> | <b>1</b> | <b>8</b> | <b>461.0</b> | <b>502</b> | <b>244</b> | <b>205</b> | <b>27</b> | <b>30</b> | <b>115</b> | <b>376</b> | <b>22</b> | <b>5</b> | <b>.277</b> |
| <b>ML</b> | <b>Totals</b>           | <b>0-0</b>   | <b>1.93</b> | <b>6</b>   | <b>0</b>  | <b>0</b> | <b>0</b> | <b>0</b> | <b>9.1</b>   | <b>9</b>   | <b>2</b>   | <b>2</b>   | <b>0</b>  | <b>0</b>  | <b>4</b>   | <b>6</b>   | <b>0</b>  | <b>0</b> | <b>.265</b> |







# TAIJUAN WALKER

Right-Handed Pitcher



**B-T:** S-R

**HT:** 6-4; **WT:** 243

**OPENING DAY AGE:** 30

**BORN:** August 13, 1992, Shreveport, LA

**RESIDES:** Paradise Valley, AZ

**ML SERVICE:** 8 years, 142 days

**HOW OBTAINED:** Signed by Phillies as a free agent, 12/16/22

**CONTRACT STATUS:** Signed a four-year contract, taking him through 2026, on 12/16/22

@tskywalk44  
 @tai\_walker

## 2022

- Tied career highs in starts (29) and ERA (3.49) and set a new career high with 12 wins for NYM
- Went 7-2, 2.55 ERA (26 ER, 91.2 IP) in 16 first-half starts
- Had eight straight quality starts, 6/24-7/26, the longest such streak of his career
- Was 5-0 with a 2.12 ERA (12 ER, 51.0 IP) during his streak of quality starts
- Had a 13.0-inning scoreless streak, 7/4-16, tying his career long
- Surrendered only 0.86 HR/9.0 IP (15 HR, 157.1 IP)
- His five pickoffs were 2nd in MLB to Robbie Ray's six

## 2021

- Made his first career All-Star team in his first year with NYM
- Had a 2.17 ERA (13 ER, 54.0 IP) through his first 10 starts, tied for the 2nd-lowest ERA in NYM franchise history through 10 starts with the team
- Was 7-3 with a 2.66 ERA (28 ER, 94.2 IP) before the All-Star break
- On the IL with left side tightness, 5/18-28
- Struck out a career-best 12 batters, 6/15 vs CHI

## 2020

- Among all AL pitchers with at least 50.0 IP, was T-7th in ERA (2.70) and 11th in OPP AVG (.214)
- Began season with SEA
- Was traded to TOR on 8/27
- His TOR debut on 8/29 vs BAL was his 100th career start; threw 6.0 shutout innings
- From 8/27-end of season, his 1.37 ERA (4 ER, 26.1 IP) was 2nd to only Corbin Burnes (1.08 ERA)
- In his final start on 9/25 vs BAL, retired all nine batters he faced

## 2019

- Missed almost the entire season recovering from Tommy John surgery
- Made one start for ARI (1.0 IP, H, SO) on the final day of the season

## 2018

- Suffered a right elbow injury in his third start, 4/14 at LAD
- On 4/25, underwent Tommy John surgery (Dr. David Altchek) and missed the remainder of the season

## 2017

- Spent first season with ARI after being traded from SEA in the offseason
- His 3.49 ERA (61 ER, 157.1 IP) was a new career best
- Was 8-3 with a 2.94 ERA (29 ER, 88.2 IP), 86 SO, 8 HR allowed in 15 starts against NL West teams and ARI was 10-5 in those games
- On IL with a right index finger blister, 5/20-6/13
- On paternity list, 7/20-22
- Clubbed his first career home run on 7/25 vs ATL, a 455-foot homer of Mike Foltyniewicz
- Held opponents to a .199 AVG (30-151) with RISP, 3rd-best in the NL and T-5th in MLB
- Started Game 1 of the NLDS vs LAD

## 2016

- Posted a 1.44 ERA (4 ER, 25.0 IP) in four April starts
- On injured list with right foot tendinitis, 7/6-8/5; included rehab assignment to Tacoma (AAA), 8/1-5
- Threw his first career SHO on 9/13 at LAA; struck out 11 and did not walk a batter, retiring the first 17 batters he faced

## 2015

- Set a career high with 169.2 IP; was shut down for the season after his 9/14 start to limit innings count
- Went 10-3 with a 3.62 ERA (51 ER, 126.2 IP) in his final 20 starts after going 1-5 with a 7.33 ERA (35 ER, 43.0 IP) in his first nine
- SEA was 15-5 in his final 20 starts
- Recorded a one-hitter on 7/31 at MIN, striking out 11; the only hit was a solo home run

## 2014

- Began season on the IL with a right shoulder impingement
- Was reinstated on 6/10 after rehab assignments to High Desert (A), Jackson (AA) and Tacoma
- Made eight appearances in five stints with SEA, spending most of the season with Tacoma (14 starts)
- Was Pacific Coast League Pitcher of the Week, 6/23-29
- Threw his first CG in the majors on 9/24 at TOR (8.0 IP)

**2013**

- Split the majority of the season between Jackson and Tacoma
- Named a Southern League midseason All-Star and pitched for the U.S. in the All-Star Futures Game at Citi Field
- Selected as SEA's Minor League Starting Pitcher of the Year
- While with Tacoma, was the youngest player in the Pacific Coast League and 2nd-youngest in triple-A overall
- Named PCL Pitcher of the Week, 8/19-25
- Had his contract selected by SEA on 8/30 and made his debut that day in a start at HOU, earning his first ML win
- At 21 years, 17 days old, was the youngest pitcher in SEA history to win his ML debut
- Following the season, was named the No. 6 prospect in baseball by MLB.com, No. 8 by *Baseball Prospectus* and No. 11 by *Baseball America*

**2012**

- Spent entire season with Jackson
- Was named a Southern League All-Star and pitched for the U.S. in the All-Star Futures Game at Kauffman Stadium

**2011**

- Spent season with Clinton (A)
- Was named SEA's Minor League Pitcher of the Year
- Following the season, was dubbed the top prospect in the Midwest League by *Baseball America*

**2010**

- Began his pro career with the Arizona League Mariners (R)

**PERSONAL**

Taijuan Emmanuel Walker (pronounced TIE-wahn)... Has two sons, Zayden and Zoren... 2010 graduate of Yucaipa High School (CA)... Has worked with Arizona Helping Hands to help fund essential needs for foster children... **Hobbies:** Hunting and fishing... **Signed by:** John Ramey

**TAIJUAN WALKER'S CAREER STATISTICS**

| YEAR | CLUB                 | W-L          | ERA         | G          | GS         | CG       | SHO      | SV       | IP           | H          | R          | ER         | HR         | HB        | BB         | SO         | WP        | BK       | AVG         |
|------|----------------------|--------------|-------------|------------|------------|----------|----------|----------|--------------|------------|------------|------------|------------|-----------|------------|------------|-----------|----------|-------------|
| 2010 | AZL Mariners         | 1-1          | 1.29        | 4          | 0          | 0        | 0        | 0        | 7.0          | 2          | 3          | 1          | 0          | 1         | 3          | 9          | 3         | 0        | .087        |
| 2011 | Clinton              | 6-5          | 2.89        | 18         | 18         | 1        | 0        | 0        | 96.2         | 69         | 33         | 31         | 4          | 3         | 39         | 113        | 6         | 2        | .202        |
| 2012 | Jackson              | 7-10         | 4.69        | 25         | 25         | 0        | 0        | 0        | 126.2        | 124        | 70         | 66         | 12         | 12        | 50         | 118        | 5         | 0        | .258        |
| 2013 | Jackson              | 4-7          | 2.46        | 14         | 14         | 0        | 0        | 0        | 84.0         | 58         | 31         | 23         | 6          | 6         | 30         | 96         | 4         | 0        | .195        |
|      | Tacoma               | 5-3          | 3.61        | 11         | 11         | 0        | 0        | 0        | 57.1         | 54         | 25         | 23         | 5          | 2         | 27         | 64         | 2         | 0        | .249        |
|      | SEATTLE              | 1-0          | 3.60        | 3          | 3          | 0        | 0        | 0        | 15.0         | 11         | 7          | 6          | 0          | 0         | 4          | 12         | 0         | 0        | .204        |
| 2014 | High Desert+         | 0-0          | 2.08        | 1          | 1          | 0        | 0        | 0        | 4.1          | 4          | 2          | 1          | 0          | 0         | 1          | 7          | 0         | 0        | .235        |
|      | Jackson+             | 1-0          | 0.00        | 1          | 1          | 0        | 0        | 0        | 5.0          | 3          | 0          | 0          | 0          | 0         | 1          | 10         | 1         | 0        | .167        |
|      | Tacoma+              | 6-4          | 4.81        | 14         | 14         | 1        | 1        | 0        | 73.0         | 68         | 40         | 39         | 13         | 7         | 25         | 74         | 1         | 0        | .243        |
|      | SEATTLE              | 2-3          | 2.61        | 8          | 5          | 1        | 0        | 0        | 38.0         | 31         | 12         | 11         | 2          | 3         | 18         | 34         | 2         | 1        | .223        |
| 2015 | SEATTLE              | 11-8         | 4.56        | 29         | 29         | 1        | 0        | 0        | 169.2        | 163        | 92         | 86         | 25         | 9         | 40         | 157        | 4         | 1        | .252        |
| 2016 | SEATTLE              | 8-11         | 4.22        | 25         | 25         | 1        | 1        | 0        | 134.1        | 129        | 75         | 63         | 27         | 8         | 37         | 119        | 4         | 1        | .247        |
|      | Tacoma+              | 1-0          | 3.60        | 3          | 3          | 0        | 0        | 0        | 15.0         | 12         | 6          | 6          | 1          | 1         | 8          | 6          | 1         | 0        | .211        |
| 2017 | ARIZONA              | 9-9          | 3.49        | 28         | 28         | 0        | 0        | 0        | 157.1        | 148        | 76         | 61         | 17         | 9         | 61         | 146        | 7         | 1        | .247        |
| 2018 | ARIZONA              | 0-0          | 3.46        | 3          | 3          | 0        | 0        | 0        | 13.0         | 15         | 5          | 5          | 1          | 0         | 5          | 9          | 0         | 0        | .294        |
| 2019 | ARIZONA              | 0-0          | 0.00        | 1          | 1          | 0        | 0        | 0        | 1.0          | 1          | 0          | 0          | 0          | 0         | 0          | 1          | 0         | 0        | .250        |
| 2020 | SEATTLE              | 2-2          | 4.00        | 5          | 5          | 0        | 0        | 0        | 27.0         | 21         | 13         | 12         | 5          | 3         | 8          | 25         | 0         | 0        | .210        |
|      | TORONTO              | 2-1          | 1.37        | 6          | 6          | 0        | 0        | 0        | 26.1         | 22         | 10         | 4          | 3          | 1         | 11         | 25         | 1         | 0        | .218        |
|      | SEA/TOR              | 4-3          | 2.70        | 11         | 11         | 0        | 0        | 0        | 53.1         | 43         | 23         | 16         | 8          | 4         | 19         | 50         | 1         | 0        | .214        |
| 2021 | NEW YORK-NL          | 7-11         | 4.47        | 30         | 29         | 0        | 0        | 0        | 159.0        | 133        | 84         | 79         | 26         | 4         | 55         | 146        | 5         | 0        | .225        |
| 2022 | NEW YORK-NL          | 12-5         | 3.49        | 29         | 29         | 0        | 0        | 0        | 157.1        | 143        | 63         | 61         | 15         | 6         | 45         | 132        | 0         | 0        | .240        |
|      | <b>Minors Totals</b> | <b>31-30</b> | <b>3.65</b> | <b>91</b>  | <b>87</b>  | <b>2</b> | <b>1</b> | <b>0</b> | <b>469.0</b> | <b>394</b> | <b>210</b> | <b>190</b> | <b>41</b>  | <b>32</b> | <b>184</b> | <b>497</b> | <b>23</b> | <b>2</b> | <b>.227</b> |
|      | <b>AL Totals</b>     | <b>26-25</b> | <b>3.99</b> | <b>76</b>  | <b>73</b>  | <b>3</b> | <b>1</b> | <b>0</b> | <b>410.1</b> | <b>377</b> | <b>209</b> | <b>182</b> | <b>62</b>  | <b>24</b> | <b>118</b> | <b>372</b> | <b>11</b> | <b>3</b> | <b>.241</b> |
|      | <b>NL Totals</b>     | <b>28-25</b> | <b>3.80</b> | <b>91</b>  | <b>90</b>  | <b>0</b> | <b>0</b> | <b>0</b> | <b>487.2</b> | <b>440</b> | <b>228</b> | <b>206</b> | <b>59</b>  | <b>19</b> | <b>166</b> | <b>434</b> | <b>12</b> | <b>1</b> | <b>.239</b> |
|      | <b>ML Totals</b>     | <b>54-50</b> | <b>3.89</b> | <b>167</b> | <b>163</b> | <b>3</b> | <b>1</b> | <b>0</b> | <b>898.0</b> | <b>817</b> | <b>437</b> | <b>388</b> | <b>121</b> | <b>43</b> | <b>284</b> | <b>806</b> | <b>23</b> | <b>4</b> | <b>.240</b> |

+ Rehab assignment

**WALKER'S WILD CARD SERIES STATISTICS**

| YEAR | CLUB, OPP | W-L           | ERA | G | GS | CG | SHO | SV | IP | H | R | ER | HR | HB | BB | SO | WP | BK | AVG |
|------|-----------|---------------|-----|---|----|----|-----|----|----|---|---|----|----|----|----|----|----|----|-----|
| 2017 | ARI, COL  | Did not pitch |     |   |    |    |     |    |    |   |   |    |    |    |    |    |    |    |     |

**WALKER'S DIVISION SERIES STATISTICS**

| YEAR | CLUB, OPP | W-L | ERA   | G | GS | CG | SHO | SV | IP  | H | R | ER | HR | HB | BB | SO | WP | BK | AVG  |
|------|-----------|-----|-------|---|----|----|-----|----|-----|---|---|----|----|----|----|----|----|----|------|
| 2017 | ARI, LAD  | 0-1 | 36.00 | 1 | 1  | 0  | 0   | 0  | 1.0 | 4 | 4 | 4  | 1  | 0  | 2  | 3  | 0  | 0  | .571 |

## WALKER'S ALL-STAR GAME STATISTICS

| YEAR | CLUB, SITE | W-L | ERA  | G | GS | CG | SHO | SV | IP  | H | R | ER | HR | HB | BB | SO | WP | BK | AVG  |
|------|------------|-----|------|---|----|----|-----|----|-----|---|---|----|----|----|----|----|----|----|------|
| 2021 | NL, COL    | 0-0 | 9.00 | 1 | 0  | 0  | 0   | 0  | 1.0 | 1 | 1 | 1  | 1  | 0  | 0  | 1  | 0  | 0  | .250 |

## WALKER'S CAREER TRANSACTIONS

- Selected by Seattle Mariners in 1st round (43rd overall) of 2010 MLB Draft
- On injured list with a right shoulder impingement, March 21-June 9, 2014; included rehab assignments to High Desert, April 4-8, Jackson, April 9-13, and Tacoma, April 14-15 and May 28-June 9
- On injured list with right foot tendinitis, July 6-August 5, 2016; included rehab assignment to Tacoma, August 1-5
- Traded to Arizona Diamondbacks with Ketel Marte (inf) for Zac Curtis (lhp), Mitch Haniger (of) and Jean Segura (inf), November 23, 2016
- On injured list with a right index finger blister, May 20-June 13, 2017
- On injured list with right forearm inflammation, April 15, 2018 through the remainder of the season
- On injured list recovering from Tommy John surgery, February 13-September 28, 2019
- Signed by Seattle Mariners as a free agent, February 12, 2020
- Traded to Toronto Blue Jays for a player to be named later or cash considerations, August 27, 2020
- Signed by New York Mets as a free agent, February 20, 2021
- On injured list with left side tightness, May 18-28, 2021
- On injured list with right shoulder bursitis, April 12-29, 2022
- Signed by Philadelphia as a free agent, December 16, 2022

## WALKER'S CAREER FIELDING

| POSITION | PCT  | G   | PO | A   | E  | TC  | DP |
|----------|------|-----|----|-----|----|-----|----|
| Pitcher  | .932 | 167 | 64 | 128 | 14 | 206 | 5  |

## WALKER'S GAME HIGHS

**LOW-HIT CG:** 1 – 7/31/15 at MIN... **SHUTOUTS:** 1 – 9/13/16 at LAA... **STRIKEOUTS:** 12 – 6/15/21 vs CHI... **WALKS:** 6 – 2 times, last: 4/20/21 at CHI... **LONGEST OUTING:** 9.0 inn. – 2 times, last: 9/13/16 at LAA... **WINNING STREAK:** 6 games – 3 times, last: 6/12-7/31/22... **LOSING STREAK:** 5 games – 6/11-7/23/16... **SCORELESS STREAK:** 13.0 inn. – 2 times, last: 7/4-16/22





# ZACK WHEELER

Right-Handed Pitcher

45

**B-T:** L-R  
**HT:** 6-4; **WT:** 200  
**OPENING DAY AGE:** 32  
**BORN:** May 30, 1990, Smyrna, GA  
**RESIDES:** Dallas, GA  
**ML SERVICE:** 9 years, 98 days  
**HOW OBTAINED:** Signed by Phillies as a free agent, 12/9/19  
**CONTRACT STATUS:** Signed a five-year contract, taking him through 2024, on 12/9/19

@wheelerpro45  
 @Wheelerpro45

2023 PHILLIES

## 2022

- Among NL pitchers, was 5th in SO/BB (4.79), 8th in BB % (5.6) & BB/9.0 IP (2.00), 9th in SO/9.0 IP (9.59), 10th in SO % (26.9) & OPP OPS (.626)
- His 2.82 ERA (48 ER, 153.0 IP) was 6th-best among NL pitchers with at least 150.0 IP; fell 9.0 IP short of qualifying for ERA leaders
- In his final 23 starts (since 4/28), went 12-4 with a 2.31 ERA (36 ER, 140.1 IP), 0.98 WHIP (30 BB, 108 H) and 152 SO (9.75 SO/9.0 IP), holding opponents to a .212/.261/.341 slash line
- From 4/28-end of the season, had the 2nd-lowest ERA in the NL among pitchers (min. 125.0 IP) behind Julio Urias (2.12) and ranked 6th in MLB in that span
- Finished with a 1.85 ERA (16 ER, 78.0 IP) in 13 home starts, the lowest by a Phillie with at least 13 home starts since 1917 (Grover Cleveland Alexander, 1.59)
- Named NL Pitcher of the Month for May, going 2-0 with a 1.65 ERA (6 ER, 32.2 IP), 1.01 WHIP, 40 SO, 5 BB and an NL-leading 1.4 fWAR
- Was his first ever Pitcher of the Month Award and first by a Phillie since Cliff Lee in August 2011
- Posted a 1.67 ERA (14 ER, 75.1 IP) in 12 starts, 4/28-7/3; also had a 12-game span with a 1.67 ERA in 2021, marking the first time a Phillie had an ERA that low in a 12-start span in different seasons since Steve Carlton, who did so multiple times in 1972 and 1980
- Tossed three straight scoreless home starts, 4/28-5/18, something only two other Phillies had done since 1900 (Grover Cleveland Alexander, 3 from 8/9-9/1/1916 and Woodie Fryman, 4 from 4/21-6/1/1968)
- Had five scoreless starts in a span of seven starts at home, 4/28-7/3, becoming first Phillie to do so since the current mound distance was established in 1893, and first major leaguer since Clayton Kershaw and Jake Arrieta in 2015
- Struck out seven or more batters in eight straight starts from 4/28 to 6/11, which was tied for the 2nd-longest such streak ever by a Phillie since 1893 when the current mound distance was established
- Had a 15.2-inning scoreless streak, 4/28-5/12, and a 22.2-inning scoreless streak at home, 4/28-6/4
- Was on the COVID-related IL, 5/8-11
- Had 298 strikeouts in a 40-start span, start of 2021 through 5/23/22, the most by any Phillie in a 40-start span since Cliff Lee also had 298, 2011-12
- On the paternity list, 6/7-9, for the birth of his daughter
- His 19.1-inning scoreless streak, 6/28-7/13, was the longest of the season by a Phillie
- Had back-to-back starts of 7.0 scoreless IP against STL, 7/3 and 7/8, becoming the first Phillie to make consecutive starts against the same opponent and deliver 7.0+ scoreless IP since Tommy Greene followed his no-hitter against MON with a three-hit shutout in May 1991

## WHEELER PHAST PHACTS

- 2021 NL All-Star
- 2nd in 2021 NL Cy Young Award voting
- 2021 All-MLB Second Team
- 2021 NL Gold Glove Award finalist
- In 2021, led the NL in IP (213.1), SO (247) and bWAR (7.7) and was T-1st in CG (3) and SHO (2)
- On the IL, 8/22-9/20, with right forearm tendinitis
- In his final three starts, allowed one run on nine hits in 15.0 IP (0.60 ERA), walking one with 15 strikeouts while facing seven batters over the minimum
- Became the fourth Phillies pitcher since ER became an official NL stat in 1912 to have an ERA 0.60 or below and WHIP 0.70 or below over his final three starts of a season, and joined Roy Oswalt (2010) as the only to do so for a team heading into a postseason appearance
- Made six starts in his first career postseason, posting a 2.78 ERA (11 ER, 35.2 IP) and 0.73 WHIP (7 BB, 19 H)
- His six starts were a Phillies single-postseason record and tied the ML record
- In Game 1 of the NLWCS at STL, became the second Phillie ever to toss at least 6.0 IP with two or fewer hits in his first-ever postseason start, joining Roy Halladay, who threw a no-hitter on 10/6/10 vs CIN
- Began his postseason career with 11.1 scoreless IP
- Had a 19.1-inning scoreless streak dating back to 9/27 end in the sixth inning of his Game 2 NLDS start, every inning of which was on the road
- In Game 1 of the NLCS at SD, made just the 17th start in postseason history of 7.0+ scoreless IP, 1 or 0 hits, and only the second by a Phillie (Roy Halladay in no-hitter, Game 1 of 2010 NLDS)
- Was the first pitcher since 2013 (STL's Michael Wacha) to begin a postseason with four straight quality starts

## 2021

- Among all ML pitchers, was 1st in bWAR (7.6), IP (213.1) & batters faced (849), T-1st in CG (3) & SHO (2), 2nd in SO (247), fWAR (7.3), FIP (2.59) & HR/9.0 IP (0.68), 4th in OPP SLG (.321), 5th in ERA (2.78), WHIP (1.01) & OPP OPS (.586), T-5th in quality starts (20), 6th in SO/BB (5.37), BB/9.0 IP (1.94) & OPP OBP (.265), T-6th in wins (14), T-8th in starts (32) and 10th in OPP AVG (.215), SO % (29.1) & BB % (5.4)
- Among NL pitchers was 1st in bWAR, IP, SO, batters faced, T-1st in CG & SHO, 2nd in fWAR, FIP & HR/9.0 IP, 4th in SO/BB, BB/9.0 IP & OPP SLG, T-4th in quality starts, 5th in ERA, BB %, WHIP & OPP OPS, T-5th in wins, 6th in OPP OBP, 7th in SO %, 8th in OPP AVG and T-8th in starts

- Finished 2nd to MIL's Corbin Burnes in NL Cy Young Award voting, was named All-MLB Second Team and was a NL Gold Glove Award finalist
- His 7.6 pitching bWAR was highest in MLB by nearly a full win (next: Walker Buehler, 6.7)
- Led all NL players (pitchers and hitters) in total bWAR (7.7), becoming just the sixth NL pitcher since 2000 to do so, and was 2nd in MLB in bWAR to Shohei Ohtani (9.1)
- Made his first career All-Star team and set career highs in starts, innings, strikeouts, ERA, WHIP, complete games and shutouts
- His 247 strikeouts were most by a Phillie since 1998 (Curt Schilling, 300) and 10th-most ever by a Phillie; only Steve Carlton (4x), Jim Bunning (3x) and Schilling (2x) had more
- Became the first Phillie to lead the NL in innings and strikeouts since Curt Schilling in 1998 (268.2 IP, 200 SO) and was the first ML pitcher to lead his respective league in both since 2018 (Max Scherzer); was two strikeouts away from the outright ML lead in both
- Was just the 10th player in the modern era (since 1900) to have three or more starts in a season with 10+ strikeouts, no earned runs and no walks
- His seven double-digit strikeout games were T-2nd in the NL and most by a Phillie since Cliff Lee had nine in 2011
- Led all ML pitchers in starts of 7.0 IP or more (17) and starts of 7.0 IP, zero earned runs (7)
- By game score, had the two best starts of his career (8/8 vs NYM, 93 & 5/6 vs MIL, 89), five of his best six and seven of his best nine
- Had more starts with a game score of 75 or higher (9) and 85 or higher (4) than any other pitcher
- 13 of his 32 starts were against teams that made the postseason, and in those he was 7-3 with a 1.99 ERA (20 ER, 90.2 IP), 0.87 WHIP (20 BB, 59 H), 115 SO
- Was the fifth NL pitcher and ninth in MLB in the last 10 years to meet or exceed his IP (213.1), SO (247) and ERA (2.78)
- Had two shutouts (5/6 vs MIL, 8/8 vs NYM) and his three complete games (5/6 vs MIL, 7/29 vs WSH, 8/8 vs NYM) were most by a Phillie since 2011 (Cliff Lee)
- In his season debut, became the first Phillie to throw 7.0 or more innings and have more hits as a batter than he surrendered since Terry Mulholland, 8/15/90 vs SF
- Was the first Phillies starter with a sub-2.50 ERA and sub-1.00 WHIP in his first 10 starts of a season since Roy Halladay in 2011
- Had a 20.0-inning scoreless streak, 5/1-12
- From 5/1-23, had a 29.0-inning streak without allowing an earned run at Citizens Bank Park, tied for the 2nd-longest streak in park history (longest: Roy Halladay, 33.0 IP, 7/5-28/10)
- Had a 2.08 ERA (10 ER, 43.1 IP) in six May starts, becoming one of just 13 pitchers since 1901 to have 57 or more strikeouts in a month and five or fewer walks
- Posted a 1.83 ERA (14 ER, 69.0 IP) in his first 10 home starts, the lowest by a Phillie through 10 home starts since 2011 (Cliff Lee, 1.66)
- Had a 1.44 ERA (5 ER, 31.1 IP) in five June starts, the 3rd-lowest ERA among qualifying pitchers in the month
- Finished his first half with a 2.26 ERA (30 ER, 119.2 IP) and 145 strikeouts in 18 starts, becoming one of eight pitchers since the first All-Star Game in 1933 with an ERA that low and that many strikeouts in as few starts before the break
- Had a 2.37 ERA (35 ER, 132.2 IP) through 20 starts

## WHEELER'S DOUBLE-DIGIT STRIKEOUT GAMES

|    |                |
|----|----------------|
| 14 | 5/29/21 at TB  |
| 12 | 8/15/13 at SD  |
| 12 | 5/23/21 vs BOS |
| 12 | 6/10/21 vs ATL |
| 11 | 4/23/19 vs PHI |
| 11 | 5/10/19 vs MIA |
| 11 | 8/8/21 vs NYM  |
| 10 | 4/25/14 vs MIA |
| 10 | 8/15/14 vs CHI |
| 10 | 8/20/18 vs SF  |
| 10 | 5/4/19 at MIL  |
| 10 | 9/26/19 vs MIA |
| 10 | 4/3/21 vs ATL  |
| 10 | 5/18/21 vs MIA |
| 10 | 8/25/21 vs TB  |
| 10 | 5/23/22 at STL |

- On 8/8 vs NYM, the day the Phillies retired Roy Halladay's No. 34, and in his 34th start as a Phillie, tossed a 9.0-inn. shutout with 11 strikeouts, two hits, joining Halladay (perfect game, 5/29/10 at FLA), Cole Hamels (no-hitter, 7/25/15 at CHI) and Kevin Millwood (no-hitter, 4/27/03) as the only Phillies since 2000 to toss a 9.0-inning shutout with 11 or more strikeouts and two or fewer hits
- Retired 22 batters after allowing a leadoff double in his shutout on 8/8, the first Phillie to retire 22 straight in a start since Roy Halladay's perfect game
- Had a streak of 41 straight starts with four or fewer earned runs allowed end on 8/19 at ARI
- On 8/25 vs TB, became the first pitcher in MLB to reach 200 strikeouts and the 4th-fastest Phillie (3rd at the time, passed by Nola in 2021) ever to reach 200 (174.1 IP)
- Had a 25.0-inning scoreless streak against NYM, 5/1-9/17, the longest by a ML starter against his former team since Doyle Alexander had a 26.0-inning streak against BAL, 1986-88, and longest by a Phillie since Steve Carlton had a 26.0-inning streak against STL in 1982
- Eclipsed 1,000.0 career IP on 8/30 at WSH and 1,000 career strikeouts on 9/11 vs COL
- His 1.47 ERA (5 ER, 30.2 IP) in September was the 3rd-lowest among qualifying pitchers
- Finished the season with seven scoreless streaks of 10.0 IP or more, the most in MLB
- In 10 starts against ATL and NYM, posted a 1.85 ERA (14 ER, 68.0 IP), 0.93 WHIP (13 BB, 50 H), 78 SO, 1 HR
- His 1.60 ERA (6 ER, 33.2 IP) in five starts against ATL was lowest by a Phillie in five or more starts against any opponent since Steve Carlton in 1983 (1.05 vs CHI)

## 2020

- Among NL starters, was 2nd in OPP GIDP (13), 3rd in HR/9.0 IP (0.38, 7th in MLB), T-5th in winning % (.667), 11th in BB/9.0 IP (2.03) & walk rate (5.6%), 8th in ERA (2.92), T-8th in quality starts (7) and 9th in IP (71.0)
- His 2.9 bWAR was the 2nd-highest among NL pitchers, percentage points behind Max Fried (2.9), and was 4th in MLB behind Shane Bieber (3.2), Hyun-Jin Ryu (3.0) and Fried
- Was only the second Phillies pitcher in the modern era (since 1900) to begin a season with 10 straight starts (no relief apps in between) of at least 5.2 IP and three runs or fewer, joining Curt Schilling (11 straight in 1998), and was only the fourth ML pitcher in the last 10 years (since 2011) to do so
- Became the only Phillies pitcher ever, homegrown or otherwise, to allow three runs or fewer in each of his first 10 career starts with the team



- His 0.38 HR/9.0 IP led all qualifying NL pitchers, was 2nd to Dallas Keuchel (0.28) in MLB and was the lowest by a qualifying Phillies pitcher since 1991 (Jose De Jesus, 0.35)
- No pitcher in MLB with as many innings pitched (71.0) allowed fewer home runs (3, next lowest: 5)
- Became just the third Phillie since the NL began tracking earned runs in 1912 to go 4-0 with a 2.20 ERA or better through his first seven starts with the team (others: Art Mahaffey in 1960, 5-0, 2.10; Bob Miller in 1950, 5-0, 1.79)
- On 8/5 vs NYY (gm 1), became the third Phillies pitcher since 1950 (when the rule allowing the home club to choose whether it batted first or last was officially abolished) to win a home game while taking the mound in the bottom of the inning (others: Roy Halladay on 6/25/10 and Jamie Moyer on 6/27/10)
- Went 23.1 innings without allowing a home run (8/28 vs ATL through 5.0 IP on 9/16 vs NYM) and allowed one in a span of 47.0 innings from the third inning on 8/5 vs NYY through 5.0 IP on 9/16 vs NYM
- Walked two or fewer in each of his first nine starts of the season and one or none in six of those nine
- Went 62 straight batters without allowing a walk from the sixth inning on 9/2 vs WSH through two batters into his start on 9/21 at WSH
- Went 4-0 with a 2.38 ERA (12 ER, 45.1 IP) in seven home starts, joining Joe Blanton (2-0 in 7 starts in 2008) and Tommy Greene (10-0 in 16 starts in 1993) as the only Phillies pitchers since at least 1901 to go undefeated in at least seven starts at home in a season

## 2019

- Had four double-digit strikeout performances, including three in his first eight starts
- Posted a 3.04 ERA (34 ER, 100.2 IP) from 6/22 through the end of the season and a 1.80 ERA (8 ER, 40.0 IP) over his final six starts
- His 3.04 ERA from 6/22-end of season was the 7th-best among qualifying NL starters over that span
- Was on the IL with right shoulder fatigue, 7/12-25

- Had a 15.0-inning scoreless streak, 8/1-6, and a 13.0-inning streak, 9/21-26

## 2018

- Ranked 8th among qualifying NL pitchers in fWAR (4.1)
- Went 9-1 with a 1.68 ERA (14 ER, 75.0 IP) in 11 starts after the All-Star break
- His second-half ERA was lowest in the majors (min. 75.0 IP) and his nine wins after the break were tied for most in MLB and tied for 7th-most in NYM history
- Won a career-best seven straight decisions, 7/14-8/25
- Had a career-best 23.0-inning scoreless streak, 7/24-8/10, which was also 8th-longest in MLB in 2018
- Struck out seven or more batters 17 times, trailing only Max Scherzer (26), Jacob deGrom (25) and Patrick Corbin (24) among NL starters
- Joined deGrom, Dwight Gooden, Matt Harvey, Sid Fernandez and Noah Syndergaard as the only pitchers in NYM history to reach 500 strikeouts in their first 91 career games
- Pitched at least 6.0 innings in 23 of 29 starts and 7.0 or more in 14
- Threw a first-pitch strike to 62.1% of the batters he faced
- His 11 hits as a batter were T-5th among all pitchers

## 2017

- Made his second career Opening Day roster
- His season debut on 4/7 vs MIA was his first appearance since 9/25/14
- Following his season debut, posted a 2.91 ERA (19 ER, 58.2 IP) over his next 10 starts, 4/12-6/7
- His 2.91 ERA in that span was 5th in the NL (min. 50.0 IP)
- Was on the injured list, 6/20-30, with right biceps tendinitis
- Went back on the injured list on 7/23 with a stress reaction in his right arm and missed the remainder of the season
- Pinch-hit on 4/21 vs WSH and doubled, marking the third time ever a NYM pitcher recorded a pinch extra-base hit



## 2016

- Did not pitch at the ML level while recovering from Tommy John surgery
- Underwent an internal suture removal procedure on 4/12
- Made one rehab appearance with St. Lucie (A) on 8/6

## 2015

- Missed the entire season after undergoing Tommy John surgery on 3/24

## 2014

- Made his first career Opening Day roster
- Led NYM with 32 starts
- Tossed his first career complete game and shutout in a 1-0 victory on 6/19 at MIA
- At 24 years, 20 days old, became the youngest NYM pitcher to throw a 1-0 shutout since 1985, when Dwight Gooden did so twice by age 20 years, 240 days
- Went 7-1 with a 2.21 ERA (20 ER, 81.1 IP) in 13 starts from 6/30-9/7, 11 of which were quality starts
- Held RHH to a .223 AVG

## 2013

- Began season with Las Vegas (AAA)
- Was on the IL from 5/14-21 with right collarbone soreness
- Recalled on 6/18 as the 26th man for NYM's doubleheader and made his ML debut that day at ATL, throwing 6.0 scoreless innings and earning his first win
- Became the third pitcher in team history to earn a victory while throwing 6.0 or more shutout innings in his ML debut
- Tossed 6.1 innings before allowing a hit on 7/30 at MIA; it was the 3rd-longest no-hit bid by a rookie in NYM history
- Posted a 2.32 ERA (14 ER, 54.1 IP) in nine road starts

## 2012

- Spent majority of the season with Binghamton (AA)
- Named an Eastern League midseason All-Star and MiLB.com Organization All-Star
- Selected to pitch for Team USA in the All-Star Futures Game at Kauffman Stadium (0.2 IP)
- Was T-1st in the EL in shutouts (1), 8th in strikeouts (117), 9th in ERA (3.26) and T-10th in complete games (1)
- Was on the IL with a right middle fingernail avulsion, 5/2-9
- Promoted to Buffalo (AAA) on 8/3 for the remainder of the season
- Following the season, was named a *Baseball America* Double-A All-Star

## 2011

- Began season with San Jose (A) in SF's system
- Named a California League midseason All-Star
- Traded to NYM on 7/28 and assigned to St. Lucie
- Posted a 3.52 ERA (45 ER, 115.0 IP) between the two clubs

## 2010

- Began pro career with Augusta (A)
- Selected to pitch for Team USA in the All-Star Futures Game at Angel Stadium (1.0 IP)

## PERSONAL

Zachary Harrison Wheeler... Married Dominique Rizzo (12/31/19); has one son, Wesley, and one daughter, Bambi... 2009 graduate of East Paulding High School (GA)... Was named the Gatorade Georgia High School Player of the Year for the 2008-2009 season after posting a 9-0 record with a 0.54 ERA... Had his East Paulding No. 45 jersey retired on Jan. 17, 2014... His brother, Jacob, is an artist who has shows in New York City... **Hobbies:** Spending time with family and his dog... **Signed by:** Sean O'Connor

## ZACK WHEELER'S CAREER STATISTICS

| YEAR                 | CLUB          | W-L                     | ERA         | G          | GS         | CG       | SHO      | SV       | IP            | H           | R          | ER         | HR         | HB        | BB         | SO          | WP        | BK       | AVG         |
|----------------------|---------------|-------------------------|-------------|------------|------------|----------|----------|----------|---------------|-------------|------------|------------|------------|-----------|------------|-------------|-----------|----------|-------------|
| 2010                 | Augusta       | 3-3                     | 3.99        | 21         | 13         | 0        | 0        | 0        | 58.2          | 47          | 27         | 26         | 0          | 7         | 38         | 70          | 13        | 2        | .218        |
| 2011                 | San Jose      | 7-5                     | 3.99        | 16         | 16         | 0        | 0        | 0        | 88.0          | 74          | 44         | 39         | 7          | 4         | 47         | 98          | 6         | 0        | .224        |
|                      | St. Lucie     | 2-2                     | 2.00        | 6          | 6          | 0        | 0        | 0        | 27.0          | 26          | 6          | 6          | 0          | 2         | 5          | 31          | 3         | 0        | .252        |
| 2012                 | Binghamton    | 10-6                    | 3.26        | 19         | 19         | 1        | #1       | 0        | 116.0         | 92          | 46         | 42         | 2          | 11        | 43         | 117         | 6         | 1        | .225        |
|                      | Buffalo       | 2-2                     | 3.27        | 6          | 6          | 1        | 1        | 0        | 33.0          | 23          | 13         | 12         | 2          | 1         | 16         | 31          | 2         | 0        | .205        |
| 2013                 | Las Vegas     | 4-2                     | 3.93        | 13         | 13         | 0        | 0        | 0        | 68.2          | 61          | 35         | 30         | 9          | 2         | 27         | 73          | 1         | 0        | .236        |
|                      | NEW YORK-NL   | 7-5                     | 3.42        | 17         | 17         | 0        | 0        | 0        | 100.0         | 90          | 42         | 38         | 10         | 4         | 46         | 84          | 6         | 0        | .243        |
| 2014                 | NEW YORK-NL   | 11-11                   | 3.54        | 32         | 32         | 1        | 1        | 0        | 185.1         | 167         | 84         | 73         | 14         | 11        | 79         | 187         | 9         | 0        | .240        |
| 2015                 | NEW YORK-NL   | Injured – Did not pitch |             |            |            |          |          |          |               |             |            |            |            |           |            |             |           |          |             |
| 2016                 | NEW YORK-NL   | Injured – Did not pitch |             |            |            |          |          |          |               |             |            |            |            |           |            |             |           |          |             |
|                      | St. Lucie+    | 0-0                     | 0.00        | 1          | 1          | 0        | 0        | 0        | 1.0           | 0           | 1          | 0          | 0          | 0         | 1          | 0           | 0         | 0        | .000        |
| 2017                 | NEW YORK-NL   | 3-7                     | 5.21        | 17         | 17         | 0        | 0        | 0        | 86.1          | 97          | 53         | 50         | 15         | 3         | 40         | 81          | 1         | 0        | .284        |
| 2018                 | Las Vegas     | 1-0                     | 1.80        | 1          | 1          | 0        | 0        | 0        | 5.0           | 3           | 1          | 1          | 1          | 0         | 1          | 6           | 0         | 0        | .176        |
|                      | NEW YORK-NL   | 12-7                    | 3.31        | 29         | 29         | 0        | 0        | 0        | 182.1         | 150         | 69         | 67         | 14         | 9         | 55         | 179         | 2         | 1        | .225        |
| 2019                 | NEW YORK-NL   | 11-8                    | 3.96        | 31         | 31         | 0        | 0        | 0        | 195.1         | 196         | 93         | 86         | 22         | 2         | 50         | 195         | 5         | 0        | .258        |
| 2020                 | PHILLIES      | 4-2                     | 2.92        | 11         | 11         | 0        | 0        | 0        | 71.0          | 67          | 26         | 23         | 3          | 7         | 16         | 53          | 0         | 0        | .254        |
| 2021                 | PHILLIES      | 14-10                   | 2.78        | 32         | 32         | #3       | #2       | 0        | *213.1        | 169         | 72         | 66         | 16         | 8         | 46         | *247        | 6         | 0        | .215        |
| 2022                 | PHILLIES      | 12-7                    | 2.82        | 26         | 26         | 0        | 0        | 0        | 153.0         | 125         | 52         | 48         | 13         | 7         | 34         | 163         | 1         | 1        | .211        |
| <b>Minors Totals</b> |               | <b>29-20</b>            | <b>3.53</b> | <b>83</b>  | <b>75</b>  | <b>2</b> | <b>2</b> | <b>0</b> | <b>397.1</b>  | <b>326</b>  | <b>173</b> | <b>156</b> | <b>21</b>  | <b>27</b> | <b>178</b> | <b>426</b>  | <b>31</b> | <b>3</b> | <b>.225</b> |
| <b>ML</b>            | <b>Totals</b> | <b>74-57</b>            | <b>3.42</b> | <b>195</b> | <b>195</b> | <b>4</b> | <b>3</b> | <b>0</b> | <b>1186.2</b> | <b>1061</b> | <b>491</b> | <b>451</b> | <b>107</b> | <b>51</b> | <b>366</b> | <b>1189</b> | <b>30</b> | <b>2</b> | <b>.238</b> |

\* League leader

# Tied for league lead

+ Rehab assignment

## WHEELER'S WILD CARD SERIES STATISTICS

| YEAR | CLUB, OPP | W-L | ERA  | G | GS | CG | SHO | SV | IP  | H | R | ER | HR | HB | BB | SO | WP | BK | AVG  |
|------|-----------|-----|------|---|----|----|-----|----|-----|---|---|----|----|----|----|----|----|----|------|
| 2022 | PHI, STL  | 0-0 | 0.00 | 1 | 1  | 0  | 0   | 0  | 6.1 | 2 | 0 | 0  | 0  | 1  | 1  | 4  | 0  | 0  | .100 |

## WHEELER'S DIVISION SERIES STATISTICS

| YEAR | CLUB, OPP | W-L | ERA  | G | GS | CG | SHO | SV | IP  | H | R | ER | HR | HB | BB | SO | WP | BK | AVG  |
|------|-----------|-----|------|---|----|----|-----|----|-----|---|---|----|----|----|----|----|----|----|------|
| 2022 | PHI, ATL  | 0-1 | 4.50 | 1 | 1  | 0  | 0   | 0  | 6.0 | 4 | 3 | 3  | 0  | 1  | 1  | 5  | 0  | 0  | .182 |

## WHEELER'S LEAGUE CHAMPIONSHIP SERIES STATISTICS

| YEAR | CLUB, OPP | W-L | ERA  | G | GS | CG | SHO | SV | IP   | H | R | ER | HR | HB | BB | SO | WP | BK | AVG  |
|------|-----------|-----|------|---|----|----|-----|----|------|---|---|----|----|----|----|----|----|----|------|
| 2022 | PHI, SD   | 1-0 | 1.38 | 2 | 2  | 0  | 0   | 0  | 13.0 | 4 | 2 | 2  | 1  | 1  | 1  | 16 | 0  | 0  | .093 |

## WHEELER'S WORLD SERIES STATISTICS

| YEAR | CLUB, OPP | W-L | ERA  | G | GS | CG | SHO | SV | IP   | H | R | ER | HR | HB | BB | SO | WP | BK | AVG  |
|------|-----------|-----|------|---|----|----|-----|----|------|---|---|----|----|----|----|----|----|----|------|
| 2022 | PHI, HOU  | 0-2 | 5.23 | 2 | 2  | 0  | 0   | 0  | 10.1 | 9 | 7 | 6  | 1  | 1  | 4  | 8  | 0  | 0  | .231 |

## WHEELER'S ALL-STAR GAME STATISTICS

| YEAR | CLUB, SITE | W-L | ERA  | G | GS | CG | SHO | SV | IP  | H | R | ER | HR | HB | BB | SO | WP | BK | AVG  |
|------|------------|-----|------|---|----|----|-----|----|-----|---|---|----|----|----|----|----|----|----|------|
| 2021 | NL, COL    | 0-0 | 0.00 | 1 | 0  | 0  | 0   | 0  | 0.1 | 0 | 0 | 0  | 0  | 0  | 0  | 1  | 0  | 0  | .000 |

## WHEELER'S CAREER TRANSACTIONS

- Selected by San Francisco Giants in 1st round (6th overall) of 2009 MLB Draft
- Traded to New York Mets with cash considerations for Carlos Beltrán (of), July 28, 2011
- On injured list recovering from Tommy John surgery, March 27, 2015 through the remainder of the season
- On injured list recovering from Tommy John surgery, March 25, 2016 through the remainder of the season
- On injured list with right biceps tendinitis, June 20-June 30, 2017
- On injured list with a stress reaction in his right arm, July 23, 2017 through the remainder of the season
- On injured list with right shoulder fatigue, July 12-25, 2019
- Signed by Philadelphia as a free agent, December 9, 2019
- On COVID-related injured list, May 8-11, 2022
- On injured list with right forearm tendinitis, August 22-September 20, 2022

## WHEELER'S CAREER FIELDING

| POSITION | PCT  | G   | PO | A   | E | TC  | DP |
|----------|------|-----|----|-----|---|-----|----|
| Pitcher  | .962 | 195 | 73 | 128 | 8 | 209 | 13 |

## WHEELER'S GAME HIGHS

**LOW-HIT CG:** 3 – 2 times, last: 5/6/21 vs MIL... **SHUTOUTS:** 3 – last: 8/8/21 vs NYM... **STRIKEOUTS:** 14 – 5/29/21 at TB... **WALKS:** 7 – 4/7/19 vs WSH... **LONGEST OUTING:** 9.0 inn. – 3 times, last: 8/8/21 vs NYM... **WINNING STREAK:** 7 games – 7/14-8/25/18... **LOSING STREAK:** 5 games – 2 times, last: 5/4-6/22/18... **SCORELESS STREAK:** 23.0 inn. – 7/24-8/10/18



# WESTON WILSON

Infielder/Outfielder

77

**B-T:** R-R

**HT:** 6-4; **WT:** 215

**OPENING DAY AGE:** 28

**BORN:** September 11, 1994, High Point, NC

**RESIDES:** Woodland Hills, CA

**HOW OBTAINED:** Signed by Phillies as a minor league free agent, 1/3/23

**Non-Roster Invitee**

## 2022

- Spent his second full season with Nashville (AAA) in MIL's system
- Hit two HR on 4/28 at St. Paul
- Went 3-for-5 with two doubles, four RBI and a walk on 5/15 at Jacksonville

## 2021

- Played for Nashville
- Had 28 extra-base hits (11 2B, 3B, 16 HR) and a career-best .548 SLG
- Named MIL's Co-Minor League Player of the Month for June (24 G, .272 AVG, 5 HR)
- Missed the final month of the season after having thoracic outlet surgery on his right shoulder
- Following the season, played for Salt River in the Arizona Fall League

## 2020

- Did not play

## 2019

- Played in a career-high 127 games for Biloxi (AA)
- Named a Southern League All-Star and an MiLB.com Organization All-Star
- Finished T-2nd in the SL in runs (70), 4th in HR (19) and T-4th in games

- Named SL Player of the Week, 4/22-28
- Named MIL's Minor League Player of the Month and SL Player of the Month for April (.295 AVG, 6 HR, 18 RBI)

## 2018

- Spent most of the season with Carolina (A), but also appeared in 12 games for Biloxi
- Selected as the Carolina League Player of the Month, 4/23-29
- Named MIL's Minor League Player of the Month and CL Player of the Month in July (.436 AVG, 5 HR, 23 RBI)
- Following the season, played for Peoria in the Arizona Fall League and hit .375 with 2 HR and 7 RBI in 13 games

## 2017

- Split the season between Carolina and Wisconsin (A)

## 2016

- Began pro career with Helena (R)
- Finished 4th in the Pioneer League in triples (7)
- Had 23 walks to 33 strikeouts and posted a .390 OBP

## PERSONAL

Weston Graham Wilson... Attended Clemson University (SC)... 2013 graduate of Wesleyan Christian Academy (NC)...

**Signed by:** Steve Smith

## WESTON WILSON'S CAREER STATISTICS

| YEAR                 | CLUB         | AVG         | G          | AB          | R          | H          | 2B         | 3B        | HR        | RBI        | SH       | SF        | HP        | BB         | SO         | SB        | CS        | OBP         | SLG         | OPS         | E         |
|----------------------|--------------|-------------|------------|-------------|------------|------------|------------|-----------|-----------|------------|----------|-----------|-----------|------------|------------|-----------|-----------|-------------|-------------|-------------|-----------|
| 2016                 | Helena       | .318        | 62         | 233         | 38         | 74         | 16         | 7         | 4         | 38         | 2        | 4         | 7         | 23         | 33         | 5         | 4         | .390        | .498        | .887        | 6         |
| 2017                 | Carolina     | .241        | 73         | 261         | 26         | 63         | 11         | 1         | 3         | 27         | 3        | 2         | 6         | 16         | 80         | 3         | 0         | .298        | .326        | .624        | 5         |
|                      | Wisconsin    | .277        | 39         | 141         | 22         | 39         | 9          | 2         | 5         | 26         | 1        | 0         | 4         | 16         | 29         | 1         | 5         | .366        | .475        | .842        | 5         |
| 2018                 | Carolina     | .274        | 105        | 383         | 60         | 105        | 23         | 2         | 13        | 62         | 0        | 6         | 4         | 31         | 93         | 7         | 4         | .330        | .446        | .777        | 5         |
|                      | Biloxi       | .239        | 12         | 46          | 5          | 11         | 1          | 0         | 1         | 3          | 0        | 0         | 0         | 3          | 7          | 1         | 1         | .286        | .326        | .612        | 0         |
| 2019                 | Biloxi       | .231        | 127        | 445         | 70         | 103        | 19         | 3         | 19        | 58         | 0        | 3         | 4         | 58         | 111        | 12        | 3         | .324        | .416        | .739        | 11        |
| 2020                 | Did not play |             |            |             |            |            |            |           |           |            |          |           |           |            |            |           |           |             |             |             |           |
| 2021                 | Nashville    | .267        | 70         | 217         | 34         | 58         | 11         | 1         | 16        | 35         | 0        | 0         | 1         | 28         | 57         | 8         | 2         | .354        | .548        | .902        | 7         |
| 2022                 | Nashville    | .228        | 118        | 416         | 63         | 95         | 21         | 0         | 11        | 54         | 0        | 4         | 3         | 39         | 131        | 17        | 4         | .297        | .358        | .655        | 7         |
| <b>Minors Totals</b> |              | <b>.256</b> | <b>606</b> | <b>2142</b> | <b>318</b> | <b>548</b> | <b>111</b> | <b>16</b> | <b>72</b> | <b>303</b> | <b>6</b> | <b>19</b> | <b>29</b> | <b>214</b> | <b>541</b> | <b>54</b> | <b>23</b> | <b>.329</b> | <b>.423</b> | <b>.752</b> | <b>46</b> |

## WILSON'S CAREER TRANSACTIONS

- Selected by Milwaukee Brewers in 17th round of 2016 MLB Draft
- Signed by Philadelphia as a minor league free agent, January 3, 2023

## 2022 REVIEW





## 2022 TEAM NOTES

### SEASON RECAP

The Phillies were National League champions for the eighth time in franchise history (1915, 1950, 1980, 1983, 1993, 2008, 2009, 2022) ... The road to the pennant began with a two-game sweep of the St. Louis Cardinals in the NL Wild Card Series at Busch Stadium, followed by a three-games-to-one NL Division Series win over the Atlanta Braves and a victory over the San Diego Padres, four games to one, in the National League Championship Series, clinching the series with three straight wins at Citizens Bank Park ... In the Fall Classic, the Phillies fell to the Houston Astros in six games; it was only the second postseason meeting between the two clubs, the first being the memorable 1980 NLCS.

### REMEMBER THE FIGHTINS

On May 31, the Phillies were eight games under .500 at 21-29 with a .420 winning percentage that ranked 11th in the National League and 22nd in MLB ... Starting June 1, the Phillies went 66-46, 20 games over .500 with a .589 winning percentage that ranked 4th in the NL and 7th in baseball ... The Phillies clinched their first postseason berth since 2011 with a 3-0 win against the Astros on Oct. 3 ... The Phillies became only the fifth team in MLB history to start 21-29 or worse through their first 50 games and then make the World Series, joining the 2019 Washington Nationals (19-31 start), 2005 Houston Astros (18-32), 2003 Florida Marlins (21-29) and 1914 Boston Braves (20-30) ... Kyle Schwarber led the NL in home runs with 46, J.T. Realmuto became only the second catcher ever with a 20-home run/20-stolen base season and the Phillies starting rotation led the National League in fWAR at 17.5 for the first time since 2011.

### GAME ONE

Philadelphia won the first game of all four postseason series, all on the road. The club is 19-7 all-time in Game 1 of a postseason series, and their .730 winning percentage in Game 1 ranks 2nd among all MLB clubs in history (min. 10 G) behind only BAL (17-6, .739) ... They are 10-2 (.833) all-time in Game 1's on the road and have won seven straight: Game 1 of the 2008 World Series at TB, Game 1 of the 2009 NLCS at LAD, Game 1 of the 2009 World Series at NYY, Game 1 of the 2022 NL Wild Card Series at STL, Game 1 of the 2022 NLDS at ATL, Game 1 of the 2022 NLCS at SD and Game 1 of the 2022 World Series at HOU ... Philadelphia's .833 winning percentage in Game 1's on the road is best among all MLB clubs in history (next: BAL, 7-2, .778) and they are only the second MLB club in history to win seven consecutive postseason Game 1's on the road, joining the San Francisco Giants (9 straight), Oct. 2, 2002-Oct. 5, 2016.

### HATS OFF TO YOU, THOMS

Rob Thomson became only the fourth manager in MLB history to take over a team at least seven games under .500 and lead them to the postseason ... He joined Dick Howser in 1981 with the Royals, Cito Gaston in 1989 with the Blue Jays and Jim Tracy in 2009 with the Rockies ... Under Thomson during the regular season, the Phillies went 65-46 with a +61 run differential (517-456), a 20-11-4 record in series play and an 18-15 record in one-run games.

### ROAD WARRIORS

After their final regular season home game on Sept. 25 against Atlanta, the Phillies left for Chicago (3G, 9/27-29), Washington (4G, 9/30-10/2) and Houston (3G, 10/3-5) ... Following their clinch in Houston, the Phillies were off to St. Louis to face the Cardinals for two games (10/7-8) in the NLWCS, then to Atlanta for the first two games of the NLDS ... They returned to Citizens Bank Park on Oct. 14 after 14 straight games on the road ... The Phillies were the first major league team to play 14 or more consecutive road games (regular season and postseason combined) since May 31-June 13, 2010, when the Los Angeles Angels played 14 straight away from home ... The last time the Phillies did so was June 13-26, 1983, when they were on the road for 15 straight games.

### RUNNIN' DOWN A DREAM

The Phillies featured five different players who reached double digits in steals: J.T. Realmuto (21), Jean Segura (13), Bryson Stott (12), Bryce Harper (11) and Kyle Schwarber (10) ... Philadelphia's five players with 10+ steals were tied for the most of any club in baseball (also: LAD, CLE and TEX) and were their most since 2001 when Jimmy Rollins (46), Bobby Abreu (36), Doug Glanville (28), Scott Rolen (16) and Brian Hunter (14) did so.

### ON THE PLUS SIDE

The Phillies had four different players with an OPS+ of 120 or greater (min. 400 PA) ... Bryce Harper led the Phillies with a 145 OPS+, Kyle Schwarber was 2nd on the club at 130, J.T. Realmuto ranked 3rd at 129 and Rhys Hoskins was 4th at 122 ... The last time the Phils had four different players with an OPS+ of 120 or greater in a season was 2010 (Jayson Werth – 144, Ryan Howard – 127, Carlos Ruiz – 127 and Chase Utley – 123).

### HOW SWEEP IT IS

The Phillies completed four four-game sweeps (vs COL, at PIT, vs WSH and vs CIN), their most in a single season since they swept four four-game series in 1953 (PIT twice, CHI, NYG) ... They had four of the 30 four-game sweeps in baseball.

### LOVE YOU, PHILLY

The Phillies went 47-34 at Citizens Bank Park and their 47 wins were T-5th-most in a season since the ballpark opened in 2004, and were the most by a Phillies team since 2018 (49 wins) ... The Phillies had seven walk-off wins at home in 2022.

### EVERY TIME THE MOON SHINES I BECOME ALIVE

Under the lights at Citizens Bank Park, the Phillies went 35-19 (.648 win %) ... They won 14 of their final 16 (8/20-9/23), 24 of their last 31 (6/30-9/23) and 29 of their last 39 (6/1-9/23).

### ON THE MEND

Below is a list of all the Phillies' official IL stints in 2022:

| Player           | Injury                              | Date On | Date Off |
|------------------|-------------------------------------|---------|----------|
| JoJo Romero      | Tommy John surgery rehab            | 3/12    | 7/15     |
| Kent Emanuel     | Left elbow impingement              | 3/20    | 7/8      |
| Sam Coonrod      | Right shoulder strain               | 4/4     | 8/15     |
| Odúbel Herrera   | Right oblique strain                | 4/4     | 4/22     |
| Rafael Marchán   | Left hamstring strain               | 4/7     | 6/13     |
| Ryan Sherriff    | Left shoulder strain                | 4/4     | 8/1      |
| Mickey Moniak    | Broken right hand                   | 4/7     | 5/30     |
| Corey Knebel     | COVID-related IL                    | 4/13    | 4/13     |
| Didi Gregorius   | Left knee sprain                    | 5/5     | 6/5      |
| Zach Eflin       | COVID-related IL                    | 5/8     | 5/17     |
| Zack Wheeler     | COVID-related IL                    | 5/8     | 5/12     |
| Jean Segura      | Fracture of right index finger      | 6/1     | 8/3      |
| Nick Maton       | Right shoulder sprain               | 6/4     | 7/26     |
| Johan Camargo    | Right knee strain                   | 6/6     | 6/21     |
| Connor Brogdon   | COVID-related IL                    | 6/25    | 7/15     |
| Bryce Harper     | Fracture of left thumb              | 6/26    | 8/26     |
| Damon Jones      | Left shoulder impingement           | 6/27    |          |
| Zach Eflin       | Right knee bruise                   | 6/26    | 9/12     |
| Johan Camargo    | Right knee strain                   | 6/26    | 7/16     |
| James McArthur   | Right elbow stress reaction         | 6/29    |          |
| Ranger Suárez    | Low back spasm                      | 6/30    | 7/16     |
| Hans Crouse      | Right biceps tendinitis             | 7/15    |          |
| Corey Knebel     | Right lat strain                    | 8/15    |          |
| Brandon Marsh    | Left ankle sprain                   | 8/17    | 8/27     |
| S. Dominguez     | Right triceps tendinitis            | 8/18    | 9/11     |
| Zack Wheeler     | Right forearm tendinitis            | 8/22    | 9/21     |
| Simón Muzziotti  | Partial tear of rt. patellar tendon | 8/26    |          |
| Nick Castellanos | Right oblique strain                | 9/3     | 9/27     |
| Mark Appel       | Right elbow inflammation            | 9/12    |          |
| Kent Emanuel     | Left shoulder strain                | 9/14    |          |
| Edmundo Sosa     | Right hamstring strain              | 9/16    | 10/7     |
| Brad Hand        | Left elbow tendinitis               | 9/22    | 10/7     |

## MAJOR LEAGUE STANDINGS

| AL EAST        | W   | L   | PCT  | GB   | L10 | STRK | HOME  | ROAD  | RS  | RA  | DIFF |
|----------------|-----|-----|------|------|-----|------|-------|-------|-----|-----|------|
| y-NY Yankees   | 99  | 63  | .611 | -    | 5-5 | L2   | 57-24 | 42-39 | 807 | 567 | 240  |
| w-Toronto      | 92  | 70  | .568 | 7.0  | 7-3 | W1   | 47-34 | 45-36 | 775 | 679 | 96   |
| w-Tampa Bay    | 86  | 76  | .531 | 13.0 | 2-8 | L5   | 51-30 | 35-46 | 666 | 614 | 52   |
| Baltimore      | 83  | 79  | .512 | 16.0 | 4-6 | L1   | 45-36 | 38-43 | 674 | 688 | -14  |
| Boston         | 78  | 84  | .481 | 21.0 | 6-4 | W3   | 43-38 | 35-46 | 735 | 787 | -52  |
| AL CENTRAL     | W   | L   | PCT  | GB   | L10 | STRK | HOME  | ROAD  | RS  | RA  | DIFF |
| y-Cleveland    | 92  | 70  | .568 | -    | 7-3 | W2   | 46-35 | 46-35 | 698 | 634 | 64   |
| Chi White Sox  | 81  | 81  | .500 | 11.0 | 5-5 | L1   | 37-44 | 44-37 | 686 | 717 | -31  |
| Minnesota      | 78  | 84  | .481 | 14.0 | 4-6 | W1   | 46-35 | 32-49 | 696 | 684 | 12   |
| Detroit        | 66  | 96  | .407 | 26.0 | 6-4 | L3   | 36-46 | 30-50 | 557 | 713 | -156 |
| Kansas City    | 65  | 97  | .401 | 27.0 | 3-7 | L2   | 39-42 | 26-55 | 640 | 810 | -170 |
| AL WEST        | W   | L   | PCT  | GB   | L10 | STRK | HOME  | ROAD  | RS  | RA  | DIFF |
| z-Houston      | 106 | 56  | .654 | -    | 7-3 | W2   | 55-26 | 51-30 | 737 | 518 | 219  |
| w-Seattle      | 90  | 72  | .556 | 16.0 | 7-3 | W3   | 46-35 | 44-37 | 690 | 623 | 67   |
| LA Angels      | 73  | 89  | .451 | 33.0 | 7-3 | L3   | 40-41 | 33-48 | 623 | 668 | -45  |
| Texas          | 68  | 94  | .420 | 38.0 | 3-7 | W2   | 34-47 | 34-47 | 707 | 743 | -36  |
| Oakland        | 60  | 102 | .370 | 46.0 | 4-6 | W4   | 29-51 | 31-51 | 568 | 770 | -202 |
| NL EAST        | W   | L   | PCT  | GB   | L10 | STRK | HOME  | ROAD  | RS  | RA  | DIFF |
| y-Atlanta      | 101 | 61  | .623 | -    | 7-3 | L1   | 55-26 | 46-35 | 789 | 609 | 180  |
| w-NY Mets      | 101 | 61  | .623 | -    | 5-5 | W3   | 54-27 | 47-34 | 772 | 606 | 166  |
| w-Philadelphia | 87  | 75  | .537 | 14.0 | 4-6 | L2   | 47-34 | 40-41 | 747 | 685 | 62   |
| Miami          | 69  | 93  | .426 | 32.0 | 6-4 | W1   | 34-47 | 35-46 | 586 | 676 | -90  |
| Washington     | 55  | 107 | .340 | 46.0 | 2-8 | L5   | 26-55 | 29-52 | 603 | 855 | -252 |
| NL CENTRAL     | W   | L   | PCT  | GB   | L10 | STRK | HOME  | ROAD  | RS  | RA  | DIFF |
| y-St. Louis    | 93  | 69  | .574 | -    | 4-6 | L1   | 53-28 | 40-41 | 772 | 637 | 135  |
| Milwaukee      | 86  | 76  | .531 | 7.0  | 4-6 | L1   | 46-35 | 40-41 | 725 | 688 | 37   |
| Chi Cubs       | 74  | 88  | .457 | 19.0 | 8-2 | W1   | 37-44 | 37-44 | 657 | 731 | -74  |
| Cincinnati     | 62  | 100 | .383 | 31.0 | 3-7 | L1   | 33-48 | 29-52 | 648 | 815 | -167 |
| Pittsburgh     | 62  | 100 | .383 | 31.0 | 6-4 | W1   | 34-47 | 28-53 | 591 | 817 | -226 |
| NL WEST        | W   | L   | PCT  | GB   | L10 | STRK | HOME  | ROAD  | RS  | RA  | DIFF |
| z-LA Dodgers   | 111 | 51  | .685 | -    | 6-4 | W1   | 57-24 | 54-27 | 847 | 513 | 334  |
| w-San Diego    | 89  | 73  | .549 | 22.0 | 5-5 | L1   | 44-37 | 45-36 | 705 | 660 | 45   |
| San Francisco  | 81  | 81  | .500 | 30.0 | 7-3 | W1   | 44-37 | 37-44 | 716 | 697 | 19   |
| Arizona        | 74  | 88  | .457 | 37.0 | 4-6 | W1   | 40-41 | 34-47 | 702 | 740 | -38  |
| Colorado       | 68  | 94  | .420 | 43.0 | 3-7 | L1   | 41-40 | 27-54 | 698 | 873 | -175 |

w - Clinched Wild Card; y - Clinched Division; z - Clinched Division and Best Record in League

## WILD CARD STANDINGS

### AMERICAN LEAGUE

| DIVISION LEADERS    | W   | L   | PCT  | WCGB |
|---------------------|-----|-----|------|------|
| East - NY Yankees   | 99  | 63  | .611 | -    |
| Central - Cleveland | 92  | 70  | .568 | -    |
| West - Houston      | 106 | 56  | .654 | -    |
| WILD CARD           | W   | L   | PCT  | WCGB |
| w-Toronto           | 92  | 70  | .568 | +6.0 |
| w-Seattle           | 90  | 72  | .556 | +4.0 |
| w-Tampa Bay         | 86  | 76  | .531 | -    |
| Baltimore           | 83  | 79  | .512 | 3.0  |
| Chi White Sox       | 81  | 81  | .500 | 5.0  |
| Boston              | 78  | 84  | .481 | 8.0  |
| Minnesota           | 78  | 84  | .481 | 8.0  |
| LA Angels           | 73  | 89  | .451 | 13.0 |
| Texas               | 68  | 94  | .420 | 18.0 |
| Detroit             | 66  | 96  | .407 | 20.0 |
| Kansas City         | 65  | 97  | .401 | 21.0 |
| Oakland             | 60  | 102 | .370 | 26.0 |

### NATIONAL LEAGUE

| DIVISION LEADERS    | W   | L   | PCT  | WCGB  |
|---------------------|-----|-----|------|-------|
| East - Atlanta      | 101 | 61  | .623 | -     |
| Central - St. Louis | 93  | 69  | .574 | -     |
| West - LA Dodgers   | 111 | 51  | .685 | -     |
| WILD CARD           | W   | L   | PCT  | WCGB  |
| w-NY Mets           | 101 | 61  | .623 | +14.0 |
| w-San Diego         | 89  | 73  | .549 | +2.0  |
| w-Philadelphia      | 87  | 75  | .537 | -     |
| Milwaukee           | 86  | 76  | .531 | 1.0   |
| San Francisco       | 81  | 81  | .500 | 6.0   |
| Arizona             | 74  | 88  | .457 | 13.0  |
| Chi Cubs            | 74  | 88  | .457 | 13.0  |
| Miami               | 69  | 93  | .426 | 18.0  |
| Colorado            | 68  | 94  | .420 | 19.0  |
| Cincinnati          | 62  | 100 | .383 | 25.0  |
| Pittsburgh          | 62  | 100 | .383 | 25.0  |
| Washington          | 55  | 107 | .340 | 32.0  |

w - Clinched Wild Card

## 2022 FINAL STATISTICS

| PLAYER           | AVG         | G          | AB          | R          | H           | 2B         | 3B        | HR         | RBI        | SH        | SF        | HP        | BB         | SO          | SB         | CS        | OBP         | SLG         | OPS         | E         |
|------------------|-------------|------------|-------------|------------|-------------|------------|-----------|------------|------------|-----------|-----------|-----------|------------|-------------|------------|-----------|-------------|-------------|-------------|-----------|
| Alvarado, J      | .000        | 59         | 1           | 0          | 0           | 0          | 0         | 0          | 0          | 0         | 0         | 0         | 0          | 1           | 0          | 0         | .000        | .000        | .000        | 0         |
| Bohm, A          | .280        | 152        | 586         | 79         | 164         | 24         | 3         | 13         | 72         | 0         | 10        | 4         | 31         | 110         | 2          | 3         | .315        | .398        | .713        | 13        |
| Camargo, J       | .237        | 52         | 152         | 8          | 36          | 3          | 0         | 3          | 15         | 1         | 0         | 0         | 13         | 37          | 0          | 0         | .297        | .316        | .613        | 1         |
| Castellanos, N   | .263        | 136        | 524         | 56         | 138         | 27         | 0         | 13         | 62         | 0         | 2         | 3         | 29         | 130         | 7          | 1         | .305        | .389        | .694        | 0         |
| Gregorius, D     | .210        | 63         | 214         | 17         | 45          | 9          | 4         | 1          | 19         | 0         | 2         | 3         | 13         | 36          | 1          | 0         | .263        | .304        | .567        | 2         |
| Guthrie, D       | .333        | 14         | 21          | 3          | 7           | 0          | 0         | 1          | 5          | 0         | 0         | 1         | 6          | 7           | 1          | 0         | .500        | .476        | .976        | 0         |
| Hall, D          | .250        | 42         | 136         | 19         | 34          | 8          | 1         | 9          | 16         | 0         | 0         | 1         | 5          | 44          | 0          | 0         | .282        | .522        | .804        | 0         |
| Harper, B        | .286        | 99         | 370         | 63         | 106         | 28         | 1         | 18         | 65         | 0         | 7         | 3         | 46         | 87          | 11         | 4         | .364        | .514        | .877        | 0         |
| Herrera, O       | .238        | 62         | 185         | 23         | 44          | 9          | 1         | 5          | 21         | 0         | 1         | 0         | 11         | 42          | 6          | 0         | .279        | .378        | .658        | 1         |
| Hoskins, R       | .246        | 156        | 589         | 81         | 145         | 33         | 2         | 30         | 79         | 0         | 4         | 6         | 72         | 169         | 2          | 1         | .332        | .462        | .794        | 12        |
| Kingery, S       | ---         | 1          | 0           | 0          | 0           | 0          | 0         | 0          | 0          | 0         | 0         | 0         | 0          | 0           | 0          | 0         | ---         | ---         | ---         | 0         |
| Marsh, B         | .288        | 41         | 132         | 15         | 38          | 9          | 2         | 3          | 15         | 0         | 0         | 0         | 6          | 41          | 2          | 2         | .319        | .455        | .773        | 0         |
| Maton, N         | .250        | 35         | 72          | 13         | 18          | 2          | 1         | 5          | 17         | 0         | 2         | 1         | 10         | 29          | 0          | 0         | .341        | .514        | .855        | 0         |
| Mercado, O       | .000        | 1          | 1           | 0          | 0           | 0          | 0         | 0          | 0          | 0         | 0         | 0         | 0          | 1           | 0          | 0         | .000        | .000        | .000        | 0         |
| Moniak, M        | .130        | 18         | 46          | 4          | 6           | 1          | 0         | 0          | 2          | 1         | 0         | 0         | 3          | 19          | 0          | 0         | .184        | .152        | .336        | 0         |
| Muñoz, Y         | .211        | 29         | 57          | 7          | 12          | 2          | 0         | 3          | 7          | 0         | 0         | 0         | 3          | 10          | 1          | 0         | .250        | .404        | .654        | 1         |
| Muzziotti, S     | .143        | 9          | 7           | 0          | 1           | 0          | 0         | 0          | 1          | 0         | 0         | 1         | 0          | 2           | 0          | 0         | .250        | .143        | .393        | 1         |
| Quinn, R         | .162        | 23         | 37          | 8          | 6           | 1          | 0         | 0          | 3          | 0         | 0         | 0         | 3          | 15          | 4          | 1         | .225        | .189        | .414        | 1         |
| Realmuto, J      | .276        | 139        | 504         | 75         | 139         | 26         | 5         | 22         | 84         | 0         | 5         | 12        | 41         | 119         | 21         | 1         | .342        | .478        | .820        | 9         |
| Sands, D         | .000        | 3          | 3           | 0          | 0           | 0          | 0         | 0          | 0          | 0         | 0         | 0         | 1          | 1           | 0          | 0         | .250        | .000        | .250        | 0         |
| Schwarber, K     | .218        | 155        | 577         | 100        | 126         | 21         | 3         | 46         | 94         | 0         | 2         | 4         | 86         | 200         | 10         | 1         | .323        | .504        | .827        | 1         |
| Segura, J        | .277        | 98         | 354         | 45         | 98          | 9          | 0         | 10         | 33         | 0         | 1         | 7         | 25         | 58          | 13         | 6         | .336        | .387        | .723        | 4         |
| Sosa, E          | .315        | 25         | 54          | 9          | 17          | 7          | 1         | 2          | 13         | 1         | 1         | 2         | 1          | 12          | 3          | 0         | .345        | .593        | .937        | 1         |
| Stott, B         | .234        | 127        | 427         | 58         | 100         | 19         | 2         | 10         | 49         | 1         | 1         | 1         | 36         | 89          | 12         | 4         | .295        | .358        | .653        | 8         |
| Stubbs, G        | .264        | 50         | 106         | 19         | 28          | 4          | 1         | 5          | 16         | 1         | 0         | 0         | 14         | 30          | 2          | 0         | .350        | .462        | .812        | 3         |
| Vierling, M      | .246        | 117        | 325         | 41         | 80          | 12         | 2         | 6          | 32         | 0         | 6         | 3         | 23         | 70          | 7          | 4         | .297        | .351        | .648        | 1         |
| Zimmer, B        | .250        | 9          | 16          | 4          | 4           | 1          | 0         | 0          | 0          | 0         | 0         | 0         | 0          | 4           | 0          | 0         | .250        | .313        | .563        | 1         |
| <b>PHILLIES</b>  | <b>.253</b> | <b>162</b> | <b>5496</b> | <b>747</b> | <b>1392</b> | <b>255</b> | <b>29</b> | <b>205</b> | <b>719</b> | <b>6</b>  | <b>44</b> | <b>52</b> | <b>478</b> | <b>1363</b> | <b>105</b> | <b>28</b> | <b>.317</b> | <b>.422</b> | <b>.739</b> | <b>69</b> |
| <b>OPPONENTS</b> | <b>.245</b> | <b>162</b> | <b>5430</b> | <b>685</b> | <b>1330</b> | <b>286</b> | <b>28</b> | <b>150</b> | <b>649</b> | <b>10</b> | <b>35</b> | <b>68</b> | <b>463</b> | <b>1423</b> | <b>56</b>  | <b>37</b> | <b>.310</b> | <b>.391</b> | <b>.701</b> |           |

### STARTERS BY BATTING ORDER

- 1st** Schwarber – 123; Hoskins – 14; Segura – 12; Stott – 5; Realmuto – 3; Vierling – 2; Bohm – 1; Harper – 1; Herrera – 1
- 2nd** Hoskins – 118; Bohm – 27; Realmuto – 6; Segura – 4; Castellanos – 2; Harper – 2; Schwarber – 2; Gregorius – 1
- 3rd** Harper – 82; Bohm – 40; Castellanos – 29; Realmuto – 3; Schwarber – 3; Hoskins – 2; Gregorius – 1; Hall – 1; Stott – 1
- 4th** Castellanos – 65; Realmuto – 50; Hall – 23; Harper – 13; Bohm – 3; Hoskins – 3; Segura – 2; Marsh – 1; Gregorius – 1; Stott – 1
- 5th** Realmuto – 58; Castellanos – 29; Bohm – 21; Segura – 18; Gregorius – 10; Hoskins – 10; Schwarber – 7; Stott – 4; Marsh – 3; Herrera – 2
- 6th** Stott – 27; Segura – 25; Gregorius – 20; Bohm – 19; Schwarber – 16; Herrera – 11; Castellanos – 9; Hall – 9; Vierling – 7; Hoskins – 5; Marsh – 4; Realmuto – 4; Camargo – 2; Maton – 2; Sosa – 1; Stubbs – 1
- 7th** Bohm – 29; Segura – 27; Stott – 25; Vierling – 15; Herrera – 12; Gregorius – 11; Marsh – 9; Camargo – 8; Realmuto – 7; Stubbs – 5; Maton – 3; Muñoz – 3; Hoskins – 2; Schwarber – 2; Guthrie – 1; Hall – 1; Moniak – 1; Sosa – 1
- 8th** Stott – 28; Vierling – 28; Camargo – 20; Gregorius – 12; Herrera – 12; Maton – 11; Stubbs – 10; Marsh – 9; Segura – 8; Bohm – 6; Muñoz – 6; Sosa – 5; Guthrie – 2; Moniak – 2; Quinn – 1; Realmuto – 1; Zimmer – 1
- 9th** Vierling – 38; Stott – 27; Stubbs – 16; Marsh – 11; Moniak – 11; Herrera – 10; Quinn – 9; Camargo – 8; Muñoz – 7; Sosa – 7; Maton – 5; Zimmer – 5; Guthrie – 3; Muzziotti – 3; Gregorius – 2

## 2022 FINAL STATISTICS

| PLAYER           | W-L          | ERA         | G          | GS         | CG       | SHO       | SV        | IP            | H           | R          | ER         | HR         | HB        | BB         | SO          | WP        | BK       | AVG         |
|------------------|--------------|-------------|------------|------------|----------|-----------|-----------|---------------|-------------|------------|------------|------------|-----------|------------|-------------|-----------|----------|-------------|
| Alvarado, J      | 4-2          | 3.18        | 59         | 0          | 0        | 0         | 2         | 51.0          | 38          | 21         | 18         | 2          | 1         | 24         | 81          | 5         | 0        | .203        |
| Appel, M         | 0-0          | 1.74        | 6          | 0          | 0        | 0         | 0         | 10.1          | 9           | 2          | 2          | 0          | 0         | 3          | 5           | 0         | 0        | .243        |
| Bellatti, A      | 4-4          | 3.31        | 59         | 1          | 0        | 0         | 2         | 54.1          | 47          | 25         | 20         | 5          | 1         | 25         | 78          | 1         | 0        | .234        |
| Brogdon, C       | 2-2          | 3.27        | 47         | 0          | 0        | 0         | 2         | 44.0          | 44          | 16         | 16         | 6          | 1         | 11         | 50          | 3         | 0        | .253        |
| Coonrod, S       | 0-0          | 7.82        | 12         | 0          | 0        | 0         | 0         | 12.2          | 12          | 12         | 11         | 1          | 3         | 7          | 12          | 1         | 0        | .267        |
| Cyr, T           | 0-0          | 27.00       | 1          | 0          | 0        | 0         | 0         | 0.1           | 2           | 1          | 1          | 1          | 0         | 0          | 0           | 0         | 0        | .667        |
| Devenski, C      | 0-0          | 11.25       | 3          | 0          | 0        | 0         | 0         | 4.0           | 7           | 5          | 5          | 1          | 0         | 0          | 3           | 0         | 0        | .389        |
| Dominguez, S     | 6-5          | 3.00        | 54         | 0          | 0        | 0         | 9         | 51.0          | 36          | 18         | 17         | 4          | 1         | 22         | 61          | 3         | 0        | .197        |
| Duron, N         | 0-0          | 0.00        | 1          | 0          | 0        | 0         | 0         | 1.0           | 2           | 0          | 0          | 0          | 0         | 0          | 1           | 0         | 0        | .500        |
| Eflin, Z         | 3-5          | 4.04        | 20         | 13         | 0        | 0         | 1         | 75.2          | 70          | 38         | 34         | 8          | 5         | 15         | 65          | 0         | 0        | .241        |
| Falter, B        | 6-4          | 3.86        | 20         | 16         | 0        | 0         | 0         | 84.0          | 85          | 39         | 36         | 16         | 6         | 17         | 74          | 2         | 0        | .263        |
| Familia, J       | 1-1          | 6.09        | 38         | 0          | 0        | 0         | 0         | 34.0          | 48          | 26         | 23         | 6          | 1         | 15         | 33          | 1         | 0        | .338        |
| Gibson, K        | 10-8         | 5.05        | 31         | 31         | 0        | 0         | 0         | 167.2         | 176         | 98         | 94         | 24         | 9         | 48         | 144         | 4         | 0        | .268        |
| Hall, D          | 0-0          | 0.00        | 1          | 0          | 0        | 0         | 0         | 0.1           | 1           | 0          | 0          | 0          | 0         | 0          | 0           | 0         | 0        | .500        |
| Hand, B          | 3-2          | 2.80        | 55         | 0          | 0        | 0         | 5         | 45.0          | 37          | 18         | 14         | 2          | 6         | 23         | 38          | 1         | 0        | .223        |
| Jones, D         | 0-0          | 9.64        | 4          | 0          | 0        | 0         | 0         | 4.2           | 4           | 5          | 5          | 0          | 3         | 5          | 5           | 1         | 0        | .222        |
| Kelly, M         | 0-0          | 2.25        | 4          | 0          | 0        | 0         | 0         | 4.0           | 3           | 1          | 1          | 1          | 1         | 1          | 4           | 0         | 0        | .214        |
| Knebel, C        | 3-5          | 3.43        | 46         | 0          | 0        | 0         | 12        | 44.2          | 33          | 22         | 17         | 4          | 2         | 28         | 41          | 2         | 0        | .202        |
| Maton, N         | 0-0          | 20.25       | 2          | 0          | 0        | 0         | 0         | 1.1           | 4           | 3          | 3          | 0          | 0         | 0          | 0           | 0         | 0        | .500        |
| Morales, F       | 0-0          | 7.20        | 3          | 0          | 0        | 0         | 1         | 5.0           | 2           | 5          | 4          | 1          | 1         | 6          | 3           | 0         | 0        | .143        |
| Nelson, N        | 3-2          | 4.85        | 47         | 2          | 0        | 0         | 1         | 68.2          | 66          | 38         | 37         | 1          | 4         | 36         | 69          | 13        | 0        | .257        |
| Nittoli, V       | 0-0          | 0.00        | 2          | 0          | 0        | 0         | 0         | 2.0           | 0           | 0          | 0          | 0          | 1         | 1          | 1           | 0         | 0        | .000        |
| Nola, A          | 11-13        | 3.25        | 32         | 32         | 2        | 1         | 0         | 205.0         | 168         | 75         | 74         | 19         | 9         | 29         | 235         | 2         | 0        | .219        |
| Norwood, J       | 1-0          | 8.31        | 20         | 0          | 0        | 0         | 0         | 17.1          | 24          | 17         | 16         | 2          | 0         | 9          | 22          | 0         | 0        | .316        |
| Plassmeyer, M    | 0-1          | 3.68        | 2          | 0          | 0        | 0         | 0         | 7.1           | 9           | 3          | 3          | 1          | 0         | 1          | 7           | 0         | 0        | .321        |
| Robertson, D     | 1-3          | 2.70        | 22         | 0          | 0        | 0         | 6         | 23.1          | 16          | 8          | 7          | 2          | 0         | 16         | 30          | 2         | 0        | .193        |
| Romero, J        | 0-0          | 13.50       | 2          | 0          | 0        | 0         | 0         | 2.0           | 4           | 3          | 3          | 1          | 0         | 1          | 1           | 0         | 0        | .444        |
| Rossman, B       | 0-0          | 18.00       | 1          | 0          | 0        | 0         | 0         | 1.0           | 1           | 2          | 2          | 1          | 0         | 1          | 1           | 0         | 0        | .250        |
| Sánchez, C       | 2-2          | 5.63        | 15         | 3          | 0        | 0         | 1         | 40.0          | 38          | 25         | 25         | 5          | 4         | 17         | 35          | 0         | 0        | .244        |
| Stubbs, G        | 0-0          | 17.18       | 4          | 0          | 0        | 0         | 0         | 3.2           | 7           | 7          | 7          | 3          | 0         | 1          | 1           | 0         | 0        | .412        |
| Suárez, R        | 10-7         | 3.65        | 29         | 29         | 0        | 0         | 0         | 155.1         | 149         | 74         | 63         | 15         | 2         | 58         | 129         | 4         | 2        | .249        |
| Syndergaard, N   | 5-2          | 4.12        | 10         | 9          | 1        | 0         | 0         | 54.2          | 63          | 26         | 25         | 5          | 0         | 9          | 31          | 1         | 0        | .290        |
| Wheeler, Z       | 12-7         | 2.82        | 26         | 26         | 0        | 0         | 0         | 153.0         | 125         | 52         | 48         | 13         | 7         | 34         | 163         | 1         | 1        | .221        |
| <b>PHILLIES</b>  | <b>87-75</b> | <b>3.97</b> | <b>162</b> | <b>162</b> | <b>3</b> | <b>15</b> | <b>42</b> | <b>1428.1</b> | <b>1330</b> | <b>685</b> | <b>630</b> | <b>150</b> | <b>68</b> | <b>463</b> | <b>1423</b> | <b>47</b> | <b>3</b> | <b>.245</b> |
| <b>OPPONENTS</b> | <b>75-87</b> | <b>4.22</b> | <b>162</b> | <b>162</b> | <b>2</b> | <b>14</b> | <b>38</b> | <b>1423.2</b> | <b>1392</b> | <b>747</b> | <b>667</b> | <b>205</b> | <b>52</b> | <b>478</b> | <b>1363</b> | <b>45</b> | <b>3</b> | <b>.253</b> |

2022 REVIEW

### STARTERS BY FIELDING POSITION

- C** Realmuto – 130; Stubbs – 32
- 1B** Hoskins – 150; Bohm – 5; Hall – 4; Camargo – 3
- 2B** Segura – 97; Stott – 41; Muñoz – 11; Maton – 7; Camargo – 5; Vierling – 2
- SS** Stott – 75; Gregorius – 58; Camargo – 20; Sosa – 7; Maton – 2
- 3B** Bohm – 131; Camargo – 10; Sosa – 7; Vierling – 5; Muñoz – 4; Maton – 2; Stott – 2; Guthrie – 1
- LF** Schwarber – 138; Vierling – 15; Maton – 4; Castellanos – 3; Herrera – 2
- CF** Vierling – 50; Herrera – 43; Marsh – 37; Moniak – 14; Quinn – 10; Zimmer – 5; Muzziotti – 3
- RF** Castellanos – 120; Vierling – 17; Harper – 8; Maton – 8; Guthrie – 5; Herrera – 3; Muñoz – 1
- P** Nola – 32; Gibson – 31; Suárez – 29; Wheeler – 26; Falter – 16; Eflin – 13; Syndergaard – 9; Sánchez – 3; Nelson – 2; Bellatti – 1
- DH** Harper – 90; Hall – 30; Schwarber – 15; Castellanos – 12; Bohm – 9; Hoskins – 4; Realmuto – 2

# 2022 SPRING TRAINING STATISTICS

| PLAYER         | AVG         | G         | AB         | R         | H          | 2B        | 3B       | HR        | RBI       | SH       | SF       | HP       | BB        | SO         | SB       | CS       | OBP         | SLG         | OPS         | E         |   |
|----------------|-------------|-----------|------------|-----------|------------|-----------|----------|-----------|-----------|----------|----------|----------|-----------|------------|----------|----------|-------------|-------------|-------------|-----------|---|
| Andreoli, J    | .167        | 6         | 6          | 2         | 1          | 0         | 0        | 0         | 0         | 0        | 0        | 0        | 1         | 3          | 0        | 0        | .286        | .167        | .453        | 0         |   |
| Bohm, A        | .222        | 14        | 36         | 5         | 8          | 1         | 0        | 1         | 2         | 0        | 0        | 0        | 3         | 4          | 0        | 0        | .282        | .333        | .615        | 1         |   |
| Brito, E       | .000        | 2         | 1          | 0         | 0          | 0         | 0        | 0         | 0         | 0        | 0        | 0        | 0         | 0          | 0        | 0        | .000        | .000        | .000        | 0         |   |
| Burke, C       | .000        | 2         | 2          | 0         | 0          | 0         | 0        | 0         | 0         | 0        | 0        | 0        | 0         | 1          | 0        | 0        | .000        | .000        | .000        | 0         |   |
| Cabral, E      | .500        | 4         | 4          | 0         | 2          | 0         | 0        | 0         | 2         | 0        | 0        | 0        | 0         | 0          | 1        | 0        | 0           | .500        | .500        | 1.000     | 0 |
| Camargo, J     | .229        | 15        | 35         | 6         | 8          | 2         | 0        | 1         | 5         | 0        | 0        | 1        | 1         | 5          | 0        | 0        | .270        | .371        | .641        | 0         |   |
| Carr, J        | .000        | 2         | 3          | 0         | 0          | 0         | 0        | 0         | 0         | 0        | 0        | 0        | 0         | 1          | 0        | 0        | .000        | .000        | .000        | 0         |   |
| Castellanos, N | .346        | 9         | 26         | 4         | 9          | 3         | 0        | 1         | 6         | 0        | 0        | 0        | 1         | 8          | 0        | 0        | .370        | .577        | .947        | 0         |   |
| Castillo, A    | .000        | 1         | 1          | 0         | 0          | 0         | 0        | 0         | 0         | 0        | 0        | 0        | 0         | 0          | 0        | 0        | .000        | .000        | .000        | 0         |   |
| De La Cruz, C  | .000        | 1         | 0          | 0         | 0          | 0         | 0        | 0         | 0         | 0        | 0        | 0        | 1         | 0          | 0        | 0        | 1.000       | .000        | 1.000       | 0         |   |
| Duron, N       | .000        | 3         | 0          | 0         | 0          | 0         | 0        | 0         | 0         | 0        | 0        | 0        | 0         | 0          | 0        | 0        | .000        | .000        | .000        | 0         |   |
| Fitch, C       | .000        | 3         | 1          | 0         | 0          | 0         | 0        | 0         | 0         | 0        | 0        | 0        | 0         | 1          | 0        | 0        | .000        | .000        | .000        | 0         |   |
| Flores, W      | .000        | 1         | 1          | 0         | 0          | 0         | 0        | 0         | 0         | 0        | 0        | 0        | 0         | 0          | 0        | 0        | .000        | .000        | .000        | 0         |   |
| Flores, Y      | .000        | 2         | 1          | 0         | 0          | 0         | 0        | 0         | 0         | 0        | 0        | 0        | 0         | 1          | 0        | 0        | .000        | .000        | .000        | 0         |   |
| Frisica, V     | .000        | 1         | 1          | 0         | 0          | 0         | 0        | 0         | 0         | 0        | 0        | 0        | 0         | 1          | 0        | 0        | .000        | .000        | .000        | 0         |   |
| Garcia, L      | .250        | 3         | 4          | 0         | 1          | 0         | 0        | 0         | 0         | 0        | 0        | 0        | 1         | 1          | 0        | 0        | 1.400       | .250        | .650        | 0         |   |
| Garcia, Y      | .000        | 1         | 1          | 0         | 0          | 0         | 0        | 0         | 0         | 0        | 0        | 0        | 0         | 0          | 0        | 0        | .000        | .000        | .000        | 0         |   |
| Gonzalez, O    | .500        | 1         | 2          | 0         | 1          | 0         | 0        | 0         | 0         | 0        | 0        | 0        | 0         | 1          | 0        | 0        | .500        | .500        | 1.000       | 0         |   |
| Gregorius, D   | .229        | 13        | 35         | 3         | 8          | 1         | 0        | 2         | 4         | 0        | 0        | 2        | 2         | 4          | 0        | 0        | .308        | .429        | .737        | 1         |   |
| Guthrie, D     | .000        | 3         | 3          | 0         | 0          | 0         | 0        | 0         | 0         | 0        | 0        | 0        | 0         | 2          | 0        | 0        | .000        | .000        | .000        | 0         |   |
| Guzman, J      | .000        | 2         | 2          | 0         | 0          | 0         | 0        | 0         | 0         | 0        | 0        | 0        | 0         | 0          | 0        | 0        | .000        | .000        | .000        | 0         |   |
| Hall, D        | .278        | 10        | 18         | 4         | 5          | 2         | 0        | 1         | 4         | 0        | 0        | 0        | 1         | 4          | 0        | 0        | .316        | .556        | .872        | 0         |   |
| Harper, B      | .400        | 13        | 35         | 12        | 14         | 2         | 0        | 8         | 14        | 0        | 0        | 0        | 2         | 13         | 0        | 0        | .432        | 1.143       | 1.575       | 0         |   |
| Haseley, A     | .111        | 7         | 18         | 0         | 2          | 0         | 0        | 0         | 2         | 0        | 0        | 0        | 0         | 5          | 0        | 0        | .111        | .111        | .222        | 0         |   |
| Hoskins, R     | .194        | 13        | 36         | 6         | 7          | 1         | 0        | 3         | 5         | 0        | 0        | 0        | 4         | 7          | 0        | 0        | .275        | .472        | .747        | 1         |   |
| Jerez, A       | .000        | 2         | 2          | 0         | 0          | 0         | 0        | 0         | 0         | 0        | 0        | 0        | 0         | 1          | 0        | 0        | .000        | .000        | .000        | 0         |   |
| Kroon, M       | .286        | 5         | 7          | 2         | 2          | 0         | 0        | 2         | 4         | 0        | 0        | 0        | 0         | 1          | 0        | 0        | .286        | 1.143       | 1.429       | 0         |   |
| Lee Sang, M    | .000        | 2         | 2          | 0         | 0          | 0         | 0        | 0         | 0         | 0        | 0        | 0        | 0         | 1          | 0        | 0        | .000        | .000        | .000        | 0         |   |
| Maggi, D       | .200        | 4         | 5          | 1         | 1          | 0         | 0        | 0         | 0         | 0        | 0        | 1        | 0         | 3          | 0        | 0        | .333        | .200        | .533        | 1         |   |
| Markwardt, H   | 1.000       | 2         | 1          | 0         | 1          | 0         | 0        | 0         | 1         | 0        | 0        | 0        | 0         | 0          | 0        | 0        | 1.000       | 1.000       | 2.000       | 0         |   |
| Maton, N       | .350        | 14        | 20         | 4         | 7          | 2         | 0        | 0         | 1         | 0        | 0        | 0        | 3         | 6          | 1        | 0        | .435        | .450        | .885        | 1         |   |
| Minyety, F     | .000        | 2         | 1          | 0         | 0          | 0         | 0        | 0         | 0         | 0        | 0        | 0        | 0         | 0          | 0        | 0        | .000        | .000        | .000        | 0         |   |
| Moniak, M      | .378        | 15        | 37         | 11        | 14         | 4         | 0        | 6         | 11        | 0        | 0        | 0        | 0         | 8          | 1        | 0        | .378        | .973        | 1.351       | 1         |   |
| Muñoz, Y       | .176        | 13        | 17         | 1         | 3          | 0         | 0        | 0         | 1         | 0        | 0        | 0        | 0         | 3          | 0        | 0        | .176        | .176        | .352        | 1         |   |
| Muzziotti, S   | .375        | 5         | 8          | 2         | 3          | 1         | 0        | 0         | 3         | 0        | 0        | 0        | 2         | 3          | 1        | 0        | .500        | .500        | 1.000       | 0         |   |
| O'Hoppe, L     | .333        | 2         | 3          | 0         | 1          | 0         | 0        | 0         | 0         | 0        | 0        | 0        | 0         | 0          | 0        | 0        | .333        | .333        | .666        | 0         |   |
| Ockimey, J     | .200        | 5         | 5          | 2         | 1          | 0         | 0        | 0         | 0         | 0        | 0        | 0        | 1         | 2          | 0        | 0        | .333        | .200        | .533        | 0         |   |
| Ortiz, J       | .500        | 3         | 4          | 2         | 2          | 0         | 1        | 0         | 0         | 0        | 0        | 1        | 0         | 1          | 0        | 0        | .600        | 1.000       | 1.600       | 0         |   |
| Pineda, L      | .500        | 5         | 2          | 0         | 1          | 0         | 0        | 0         | 0         | 0        | 0        | 0        | 0         | 0          | 0        | 0        | .500        | .500        | 1.000       | 0         |   |
| Radcliff, B    | .000        | 1         | 0          | 0         | 0          | 0         | 0        | 0         | 0         | 0        | 0        | 0        | 0         | 0          | 0        | 0        | .000        | .000        | .000        | 0         |   |
| Realmuto, J    | .378        | 13        | 37         | 4         | 14         | 4         | 0        | 1         | 5         | 0        | 0        | 1        | 3         | 8          | 0        | 0        | .439        | .568        | 1.007       | 0         |   |
| Reyes, F       | .000        | 1         | 1          | 0         | 0          | 0         | 0        | 0         | 0         | 0        | 0        | 0        | 0         | 0          | 0        | 0        | .000        | .000        | .000        | 0         |   |
| Rijo, W        | .500        | 2         | 2          | 1         | 1          | 0         | 0        | 0         | 0         | 0        | 0        | 0        | 1         | 1          | 0        | 0        | .667        | .500        | 1.167       | 0         |   |
| Rojas, J       | .125        | 4         | 8          | 0         | 1          | 0         | 0        | 0         | 0         | 0        | 0        | 0        | 0         | 3          | 1        | 0        | .125        | .125        | .250        | 0         |   |
| Sanchez, J     | .000        | 1         | 1          | 0         | 0          | 0         | 0        | 0         | 0         | 0        | 0        | 0        | 0         | 0          | 0        | 0        | .000        | .000        | .000        | 0         |   |
| Sands, D       | .154        | 8         | 13         | 0         | 2          | 0         | 0        | 0         | 0         | 0        | 0        | 0        | 1         | 2          | 0        | 0        | .214        | .154        | .368        | 0         |   |
| Schwarber, K   | .207        | 11        | 29         | 4         | 6          | 0         | 0        | 3         | 4         | 0        | 0        | 1        | 7         | 11         | 0        | 0        | .378        | .517        | .895        | 1         |   |
| Segura, J      | .143        | 13        | 35         | 5         | 5          | 0         | 1        | 1         | 3         | 0        | 0        | 0        | 4         | 2          | 0        | 0        | .231        | .286        | .517        | 1         |   |
| Simmons, K     | .000        | 1         | 1          | 0         | 0          | 0         | 0        | 0         | 0         | 0        | 0        | 0        | 0         | 1          | 0        | 0        | .000        | .000        | .000        | 0         |   |
| Stewart, D     | .000        | 1         | 0          | 0         | 0          | 0         | 0        | 0         | 0         | 0        | 0        | 0        | 0         | 0          | 0        | 0        | .000        | .000        | .000        | 0         |   |
| Stokes, M      | .250        | 4         | 4          | 1         | 1          | 0         | 0        | 0         | 0         | 0        | 0        | 0        | 1         | 2          | 0        | 0        | .400        | .250        | .650        | 0         |   |
| Stott, B       | .406        | 14        | 32         | 6         | 13         | 2         | 0        | 1         | 3         | 0        | 0        | 0        | 7         | 6          | 0        | 0        | .513        | .563        | 1.076       | 1         |   |
| Stubbs, G      | .200        | 12        | 20         | 2         | 4          | 0         | 0        | 1         | 4         | 0        | 0        | 0        | 1         | 7          | 1        | 0        | .238        | .350        | .588        | 0         |   |
| Tatum, M       | .500        | 2         | 2          | 0         | 1          | 0         | 0        | 0         | 0         | 0        | 0        | 0        | 0         | 1          | 0        | 0        | .500        | .500        | 1.000       | 0         |   |
| Torres, N      | .000        | 1         | 0          | 0         | 0          | 0         | 0        | 0         | 0         | 0        | 0        | 0        | 0         | 0          | 0        | 0        | .000        | .000        | .000        | 0         |   |
| Torreyes, R    | .214        | 10        | 14         | 1         | 3          | 1         | 0        | 0         | 1         | 0        | 0        | 0        | 1         | 3          | 0        | 0        | .267        | .286        | .553        | 0         |   |
| Vasquez, R     | .000        | 2         | 1          | 0         | 0          | 0         | 0        | 0         | 0         | 0        | 0        | 0        | 0         | 0          | 0        | 0        | 1.000       | .000        | .000        | 0         |   |
| Vierling, M    | .222        | 14        | 36         | 3         | 8          | 3         | 1        | 0         | 7         | 0        | 1        | 1        | 3         | 11         | 1        | 0        | .293        | .361        | .654        | 0         |   |
| Viloria, U     | .000        | 2         | 1          | 0         | 0          | 0         | 0        | 0         | 0         | 0        | 0        | 0        | 0         | 0          | 0        | 0        | .000        | .000        | .000        | 0         |   |
| Williams, J    | .364        | 6         | 11         | 1         | 4          | 1         | 0        | 0         | 1         | 0        | 0        | 0        | 1         | 2          | 0        | 0        | .417        | .455        | .872        | 0         |   |
| Williams, L    | .250        | 3         | 4          | 1         | 1          | 0         | 0        | 0         | 1         | 0        | 0        | 0        | 0         | 1          | 0        | 0        | .250        | .250        | .500        | 0         |   |
| Wilson, E      | .333        | 3         | 3          | 1         | 1          | 0         | 0        | 0         | 1         | 0        | 0        | 0        | 0         | 1          | 0        | 0        | .333        | .333        | .666        | 0         |   |
| Wingrove, R    | .000        | 2         | 1          | 0         | 0          | 0         | 0        | 0         | 0         | 0        | 0        | 0        | 0         | 1          | 0        | 0        | .000        | .000        | .000        | 0         |   |
| Wynns, A       | .000        | 2         | 3          | 0         | 0          | 0         | 0        | 0         | 0         | 0        | 0        | 0        | 0         | 0          | 0        | 0        | .000        | .000        | .000        | 0         |   |
| <b>TOTALS</b>  | <b>.259</b> | <b>20</b> | <b>645</b> | <b>97</b> | <b>167</b> | <b>30</b> | <b>3</b> | <b>32</b> | <b>95</b> | <b>0</b> | <b>1</b> | <b>8</b> | <b>53</b> | <b>155</b> | <b>6</b> | <b>2</b> | <b>.322</b> | <b>.464</b> | <b>.786</b> | <b>11</b> |   |



## 2022 SPRING TRAINING STATISTICS

| PLAYER        | W-L         | ERA         | G         | GS        | CG       | SHO      | SV       | IP           | H          | R         | ER        | HR        | HB       | BB        | SO         | WP       | BK       | AVG         |
|---------------|-------------|-------------|-----------|-----------|----------|----------|----------|--------------|------------|-----------|-----------|-----------|----------|-----------|------------|----------|----------|-------------|
| Adams, M      | 0-0         | 13.50       | 2         | 0         | 0        | 0        | 0        | 1.1          | 1          | 2         | 2         | 1         | 0        | 1         | 2          | 0        | 0        | .200        |
| Alvarado, J   | 0-0         | 0.00        | 2         | 0         | 0        | 0        | 0        | 2.0          | 0          | 0         | 0         | 0         | 0        | 1         | 3          | 0        | 0        | .000        |
| Anderson, A   | 0-0         | 0.00        | 1         | 0         | 0        | 0        | 0        | 1.0          | 0          | 0         | 0         | 0         | 0        | 0         | 0          | 0        | 0        | .000        |
| Barrett, A    | 0-0         | 9.00        | 1         | 0         | 0        | 0        | 0        | 1.0          | 2          | 1         | 1         | 1         | 0        | 1         | 0          | 0        | 0        | .400        |
| Bedrosian, C  | 0-0         | 7.20        | 5         | 0         | 0        | 0        | 1        | 5.0          | 7          | 4         | 4         | 2         | 0        | 2         | 6          | 0        | 0        | .333        |
| Bellatti, A   | 0-0         | 3.38        | 6         | 1         | 0        | 0        | 1        | 5.1          | 5          | 3         | 2         | 0         | 0        | 1         | 3          | 1        | 0        | .250        |
| Brogdon, C    | 0-0         | 10.80       | 4         | 0         | 0        | 0        | 0        | 3.1          | 5          | 4         | 4         | 0         | 0        | 4         | 3          | 0        | 0        | .357        |
| Brown, A      | 0-0         | 0.00        | 1         | 0         | 0        | 0        | 0        | 0.2          | 1          | 0         | 0         | 0         | 0        | 0         | 0          | 0        | 0        | .333        |
| Carr, T       | 0-0         | 0.00        | 2         | 0         | 0        | 0        | 0        | 0.2          | 0          | 0         | 0         | 0         | 0        | 0         | 0          | 0        | 0        | .000        |
| Coonrod, S    | 0-0         | 16.20       | 2         | 0         | 0        | 0        | 0        | 1.2          | 2          | 3         | 3         | 1         | 0        | 1         | 2          | 0        | 0        | .333        |
| Crouse, H     | 0-1         | 40.50       | 1         | 1         | 0        | 0        | 0        | 0.2          | 3          | 3         | 3         | 0         | 0        | 1         | 1          | 0        | 0        | .600        |
| Cyr, T        | 0-0         | 16.20       | 2         | 0         | 0        | 0        | 0        | 1.2          | 3          | 3         | 3         | 1         | 0        | 2         | 2          | 1        | 0        | .333        |
| Dohy, K       | 0-0         | 0.00        | 3         | 0         | 0        | 0        | 0        | 2.1          | 1          | 0         | 0         | 0         | 0        | 0         | 1          | 0        | 0        | .143        |
| Dominguez, S  | 1-1         | 7.20        | 5         | 0         | 0        | 0        | 0        | 5.0          | 4          | 4         | 4         | 2         | 1        | 1         | 10         | 0        | 0        | .211        |
| Duron, N      | 0-0         | 15.43       | 3         | 0         | 0        | 0        | 0        | 2.1          | 3          | 4         | 4         | 0         | 0        | 3         | 4          | 0        | 0        | .300        |
| Eflin, Z      | 2-0         | 0.96        | 3         | 3         | 0        | 0        | 0        | 9.1          | 4          | 1         | 1         | 0         | 0        | 2         | 11         | 0        | 0        | .133        |
| Evanko, E     | 0-0         | 9.00        | 1         | 0         | 0        | 0        | 0        | 1.0          | 1          | 1         | 1         | 0         | 1        | 1         | 1          | 0        | 0        | .333        |
| Falter, B     | 1-0         | 2.25        | 4         | 2         | 0        | 0        | 0        | 8.0          | 7          | 2         | 2         | 1         | 1        | 0         | 3          | 0        | 0        | .233        |
| Familia, J    | 0-0         | 1.50        | 6         | 0         | 0        | 0        | 0        | 6.0          | 5          | 1         | 1         | 0         | 0        | 3         | 12         | 0        | 0        | .217        |
| Gatto, J      | 0-0         | 9.00        | 3         | 0         | 0        | 0        | 0        | 3.0          | 2          | 3         | 3         | 1         | 0        | 3         | 2          | 0        | 0        | .182        |
| Gibson, K     | 0-1         | 5.27        | 4         | 4         | 0        | 0        | 0        | 13.2         | 22         | 9         | 8         | 2         | 1        | 3         | 14         | 0        | 0        | .361        |
| Hand, B       | 1-0         | 1.50        | 6         | 0         | 0        | 0        | 0        | 6.0          | 3          | 1         | 1         | 1         | 0        | 3         | 7          | 0        | 0        | .150        |
| Hennigan, J   | 1-0         | 9.00        | 3         | 0         | 0        | 0        | 0        | 2.0          | 2          | 2         | 2         | 1         | 0        | 1         | 1          | 0        | 0        | .250        |
| Hernandez, J  | 0-0         | 0.00        | 2         | 0         | 0        | 0        | 0        | 1.1          | 0          | 0         | 0         | 0         | 0        | 0         | 3          | 0        | 0        | .000        |
| Jones, D      | 0-0         | 1.42        | 6         | 0         | 0        | 0        | 0        | 6.1          | 1          | 1         | 1         | 0         | 1        | 1         | 8          | 0        | 0        | .053        |
| Kelly, M      | 0-0         | 5.19        | 7         | 1         | 0        | 0        | 1        | 8.2          | 10         | 5         | 5         | 3         | 1        | 2         | 9          | 2        | 0        | .294        |
| Knebel, C     | 0-0         | 1.42        | 7         | 0         | 0        | 0        | 0        | 6.1          | 4          | 1         | 1         | 1         | 0        | 0         | 6          | 0        | 0        | .174        |
| Maples, D     | 0-0         | 16.88       | 3         | 0         | 0        | 0        | 0        | 2.2          | 3          | 6         | 5         | 2         | 0        | 3         | 5          | 2        | 0        | .273        |
| Marconi, B    | 0-0         | 16.88       | 3         | 0         | 0        | 0        | 1        | 2.2          | 5          | 5         | 5         | 3         | 0        | 2         | 2          | 1        | 0        | .385        |
| Marvel, J     | 0-1         | 33.75       | 1         | 0         | 0        | 0        | 0        | 1.1          | 4          | 5         | 5         | 0         | 0        | 1         | 1          | 0        | 0        | .500        |
| McArthur, J   | 0-0         | 3.38        | 2         | 0         | 0        | 0        | 0        | 2.2          | 5          | 1         | 1         | 0         | 0        | 2         | 0          | 0        | 0        | .455        |
| Miller, E     | 1-0         | 0.00        | 1         | 0         | 0        | 0        | 0        | 1.0          | 0          | 0         | 0         | 0         | 0        | 1         | 0          | 0        | 0        | .000        |
| Morales, F    | 0-0         | 0.00        | 2         | 0         | 0        | 0        | 1        | 2.0          | 1          | 0         | 0         | 0         | 0        | 2         | 4          | 0        | 0        | .167        |
| Nelson, N     | 0-0         | 1.13        | 5         | 0         | 0        | 0        | 0        | 8.0          | 4          | 1         | 1         | 1         | 0        | 0         | 11         | 0        | 0        | .143        |
| Newberry, J   | 0-0         | 0.00        | 2         | 0         | 0        | 0        | 0        | 2.0          | 0          | 1         | 0         | 0         | 0        | 2         | 0          | 0        | 0        | .000        |
| Nola, A       | 0-1         | 5.65        | 4         | 4         | 0        | 0        | 0        | 14.1         | 11         | 9         | 9         | 6         | 0        | 1         | 20         | 0        | 0        | .208        |
| Ogle, B       | 0-0         | 0.00        | 5         | 0         | 0        | 0        | 0        | 4.1          | 2          | 0         | 0         | 0         | 0        | 2         | 5          | 0        | 0        | .133        |
| Ross, A       | 0-0         | 13.50       | 2         | 0         | 0        | 0        | 0        | 0.2          | 2          | 1         | 1         | 1         | 0        | 0         | 0          | 0        | 0        | .500        |
| Sánchez, C    | 2-0         | 1.29        | 4         | 2         | 0        | 0        | 0        | 7.0          | 4          | 1         | 1         | 1         | 1        | 2         | 7          | 0        | 0        | .167        |
| Schultz, A    | 0-0         | inf.        | 1         | 0         | 0        | 0        | 0        | 0.0          | 2          | 4         | 4         | 1         | 0        | 2         | 0          | 0        | 0        | 1.000       |
| Sherriff, R   | 0-0         | 3.00        | 3         | 0         | 0        | 0        | 0        | 3.0          | 2          | 1         | 1         | 0         | 0        | 1         | 4          | 0        | 0        | .182        |
| Singer, J     | 0-1         | 15.43       | 3         | 0         | 0        | 0        | 0        | 2.1          | 3          | 4         | 4         | 0         | 0        | 3         | 2          | 0        | 0        | .333        |
| Suárez, R     | 1-1         | 3.18        | 2         | 2         | 0        | 0        | 0        | 5.2          | 2          | 2         | 2         | 1         | 0        | 2         | 4          | 0        | 0        | .111        |
| Warren, Z     | 0-0         | 0.00        | 1         | 0         | 0        | 0        | 0        | 0.1          | 1          | 0         | 0         | 0         | 0        | 0         | 1          | 0        | 0        | .500        |
| Zarbnsky, B   | 0-0         | 0.00        | 1         | 0         | 0        | 0        | 0        | 0.1          | 0          | 0         | 0         | 0         | 0        | 0         | 0          | 0        | 0        | .000        |
| <b>TOTALS</b> | <b>10-7</b> | <b>5.10</b> | <b>20</b> | <b>20</b> | <b>0</b> | <b>0</b> | <b>5</b> | <b>166.0</b> | <b>149</b> | <b>99</b> | <b>94</b> | <b>34</b> | <b>7</b> | <b>63</b> | <b>180</b> | <b>7</b> | <b>0</b> | <b>.239</b> |

2022 REVIEW



## PINCH HITTING

| PLAYER         | AVG   | G  | AB | H  | TB | 2B | 3B | HR | RBI | SH | SF | HP | BB | IBB | SO | DP | OBP   | SLG   | OPS   |
|----------------|-------|----|----|----|----|----|----|----|-----|----|----|----|----|-----|----|----|-------|-------|-------|
| Bohm, A        | .667  | 3  | 3  | 2  | 2  | 0  | 0  | 0  | 0   | 0  | 0  | 0  | 0  | 0   | 0  | 0  | .667  | .667  | 1.334 |
| Camargo, J     | .571  | 10 | 7  | 4  | 4  | 0  | 0  | 0  | 0   | 1  | 0  | 0  | 2  | 0   | 0  | 0  | .667  | .571  | 1.238 |
| Castellanos, N | 1.000 | 2  | 2  | 2  | 2  | 0  | 0  | 0  | 0   | 0  | 0  | 0  | 0  | 0   | 0  | 0  | 1.000 | 1.000 | 2.000 |
| Gregorius, D   | .333  | 3  | 3  | 1  | 2  | 1  | 0  | 0  | 1   | 0  | 0  | 0  | 0  | 0   | 1  | 0  | .333  | .667  | 1.000 |
| Guthrie, D     | .000  | 2  | 1  | 0  | 0  | 0  | 0  | 0  | 0   | 0  | 0  | 0  | 1  | 0   | 0  | 0  | .500  | .000  | .500  |
| Hall, D        | .167  | 6  | 6  | 1  | 4  | 0  | 0  | 1  | 1   | 0  | 0  | 0  | 0  | 0   | 2  | 0  | .167  | .667  | .834  |
| Harper, B      | 1.000 | 1  | 1  | 1  | 2  | 1  | 0  | 0  | 2   | 0  | 0  | 0  | 0  | 0   | 0  | 0  | 1.000 | 2.000 | 3.000 |
| Herrera, O     | .222  | 10 | 9  | 2  | 2  | 0  | 0  | 0  | 1   | 0  | 0  | 0  | 1  | 0   | 2  | 1  | .300  | .222  | .522  |
| Hoskins, R     | .500  | 2  | 2  | 1  | 1  | 0  | 0  | 0  | 1   | 0  | 0  | 0  | 0  | 0   | 0  | 0  | .500  | .500  | 1.000 |
| Marsh, B       | .000  | 1  | 1  | 0  | 0  | 0  | 0  | 0  | 0   | 0  | 0  | 0  | 0  | 0   | 0  | 0  | .000  | .000  | .000  |
| Maton, N       | .500  | 3  | 2  | 1  | 1  | 0  | 0  | 0  | 1   | 0  | 0  | 0  | 1  | 0   | 1  | 0  | .667  | .500  | 1.167 |
| Mercado, O     | .000  | 1  | 1  | 0  | 0  | 0  | 0  | 0  | 0   | 0  | 0  | 0  | 0  | 0   | 1  | 0  | .000  | .000  | .000  |
| Moniak, M      | .000  | 1  | 1  | 0  | 0  | 0  | 0  | 0  | 0   | 0  | 0  | 0  | 0  | 0   | 0  | 0  | .000  | .000  | .000  |
| Muñoz, Y       | .000  | 5  | 4  | 0  | 0  | 0  | 0  | 0  | 0   | 0  | 0  | 0  | 1  | 0   | 1  | 0  | .200  | .000  | .200  |
| Realmuto, J    | .000  | 7  | 4  | 0  | 0  | 0  | 0  | 0  | 0   | 0  | 0  | 1  | 2  | 0   | 2  | 0  | .429  | .000  | .429  |
| Sands, D       | .000  | 3  | 2  | 0  | 0  | 0  | 0  | 0  | 0   | 0  | 0  | 0  | 1  | 0   | 1  | 1  | .333  | .000  | .333  |
| Schwarber, K   | .000  | 2  | 2  | 0  | 0  | 0  | 0  | 0  | 0   | 0  | 0  | 0  | 0  | 0   | 0  | 0  | .000  | .000  | .000  |
| Segura, J      | .500  | 2  | 2  | 1  | 4  | 0  | 0  | 1  | 1   | 0  | 0  | 0  | 0  | 0   | 1  | 0  | .500  | 2.000 | 2.500 |
| Sosa, E        | .250  | 4  | 4  | 1  | 1  | 0  | 0  | 0  | 0   | 0  | 0  | 0  | 0  | 0   | 1  | 0  | .250  | .250  | .500  |
| Stott, B       | .167  | 6  | 6  | 1  | 2  | 1  | 0  | 0  | 0   | 0  | 0  | 0  | 0  | 0   | 1  | 0  | .167  | .333  | .500  |
| Stubbs, G      | .500  | 2  | 2  | 1  | 2  | 1  | 0  | 0  | 2   | 0  | 0  | 0  | 0  | 0   | 1  | 0  | .500  | 1.000 | 1.500 |
| Vierling, M    | .273  | 12 | 11 | 3  | 7  | 1  | 0  | 1  | 1   | 0  | 0  | 0  | 1  | 0   | 4  | 0  | .333  | .636  | .969  |
| TOTALS         | .289  | 65 | 76 | 22 | 36 | 5  | 0  | 3  | 11  | 1  | 0  | 1  | 10 | 0   | 19 | 2  | .379  | .474  | .853  |

## RUNNERS IN SCORING POSITION

| PLAYER         | AVG   | G   | AB   | H   | TB  | 2B | 3B | HR | RBI | SH | SF | HP | BB  | IBB | SO  | DP | OBP   | SLG   | OPS   |
|----------------|-------|-----|------|-----|-----|----|----|----|-----|----|----|----|-----|-----|-----|----|-------|-------|-------|
| Alvarado, J    | .000  | 1   | 1    | 0   | 0   | 0  | 0  | 0  | 0   | 0  | 0  | 0  | 0   | 0   | 1   | 0  | .000  | .000  | .000  |
| Bohm, A        | .281  | 94  | 135  | 38  | 53  | 4  | 1  | 3  | 56  | 0  | 10 | 0  | 11  | 1   | 27  | 3  | .314  | .393  | .707  |
| Camargo, J     | .244  | 30  | 41   | 10  | 17  | 1  | 0  | 2  | 13  | 1  | 0  | 0  | 5   | 0   | 11  | 1  | .326  | .415  | .741  |
| Castellanos, N | .292  | 91  | 130  | 38  | 52  | 5  | 0  | 3  | 45  | 0  | 2  | 2  | 10  | 0   | 25  | 7  | .347  | .400  | .747  |
| Gregorius, D   | .276  | 41  | 58   | 16  | 23  | 5  | 1  | 0  | 16  | 0  | 2  | 0  | 4   | 0   | 8   | 0  | .313  | .397  | .710  |
| Guthrie, D     | 1.000 | 3   | 3    | 3   | 3   | 0  | 0  | 0  | 4   | 0  | 0  | 0  | 3   | 0   | 0   | 0  | 1.000 | 1.000 | 2.000 |
| Hall, D        | .192  | 17  | 26   | 5   | 10  | 3  | 1  | 0  | 5   | 0  | 0  | 0  | 1   | 0   | 10  | 1  | .222  | .385  | .607  |
| Harper, B      | .354  | 66  | 79   | 28  | 58  | 12 | 0  | 6  | 50  | 0  | 7  | 1  | 18  | 9   | 15  | 4  | .448  | .734  | 1.182 |
| Herrera, O     | .171  | 30  | 41   | 7   | 9   | 2  | 0  | 0  | 12  | 0  | 1  | 0  | 2   | 0   | 11  | 1  | .205  | .220  | .425  |
| Hoskins, R     | .292  | 99  | 120  | 35  | 63  | 7  | 0  | 7  | 52  | 0  | 4  | 0  | 19  | 0   | 38  | 5  | .378  | .525  | .903  |
| Marsh, B       | .344  | 22  | 32   | 11  | 18  | 2  | 1  | 1  | 12  | 0  | 0  | 0  | 0   | 0   | 7   | 0  | .344  | .563  | .907  |
| Maton, N       | .250  | 15  | 16   | 4   | 4   | 0  | 0  | 0  | 6   | 0  | 2  | 0  | 1   | 0   | 4   | 0  | .263  | .250  | .513  |
| Moniak, M      | .250  | 8   | 12   | 3   | 4   | 1  | 0  | 0  | 2   | 0  | 0  | 0  | 1   | 0   | 5   | 0  | .308  | .333  | .641  |
| Muñoz, Y       | .167  | 12  | 12   | 2   | 6   | 1  | 0  | 1  | 5   | 0  | 0  | 0  | 1   | 0   | 4   | 0  | .231  | .500  | .731  |
| Muzziotti, S   | .000  | 2   | 2    | 0   | 0   | 0  | 0  | 0  | 0   | 0  | 0  | 0  | 0   | 0   | 0   | 0  | .000  | .000  | .000  |
| Quinn, R       | .143  | 7   | 7    | 1   | 2   | 1  | 0  | 0  | 3   | 0  | 0  | 0  | 2   | 0   | 5   | 0  | .333  | .286  | .619  |
| Realmuto, J    | .266  | 97  | 124  | 33  | 54  | 8  | 2  | 3  | 56  | 0  | 5  | 2  | 16  | 1   | 32  | 3  | .347  | .435  | .782  |
| Sands, D       | .000  | 2   | 2    | 0   | 0   | 0  | 0  | 0  | 0   | 0  | 0  | 0  | 0   | 0   | 0   | 0  | .000  | .000  | .000  |
| Schwarber, K   | .234  | 89  | 111  | 26  | 54  | 4  | 0  | 8  | 48  | 0  | 2  | 1  | 21  | 3   | 39  | 1  | .356  | .486  | .842  |
| Segura, J      | .286  | 64  | 77   | 22  | 27  | 2  | 0  | 1  | 22  | 0  | 1  | 3  | 9   | 1   | 14  | 4  | .378  | .351  | .729  |
| Sosa, E        | .412  | 13  | 17   | 7   | 13  | 3  | 0  | 1  | 11  | 1  | 1  | 1  | 0   | 0   | 3   | 2  | .421  | .765  | 1.186 |
| Stott, B       | .245  | 83  | 110  | 27  | 44  | 6  | 1  | 3  | 39  | 1  | 1  | 1  | 7   | 0   | 28  | 0  | .294  | .400  | .694  |
| Stubbs, G      | .350  | 17  | 20   | 7   | 18  | 2  | 0  | 3  | 13  | 0  | 0  | 0  | 4   | 0   | 8   | 0  | .458  | .900  | 1.358 |
| Vierling, M    | .198  | 65  | 81   | 16  | 22  | 3  | 0  | 1  | 24  | 0  | 6  | 0  | 7   | 0   | 18  | 2  | .245  | .272  | .517  |
| Zimmer, B      | .000  | 1   | 1    | 0   | 0   | 0  | 0  | 0  | 0   | 0  | 0  | 0  | 0   | 0   | 1   | 0  | .000  | .000  | .000  |
| TOTALS         | .269  | 160 | 1258 | 339 | 554 | 72 | 7  | 43 | 494 | 3  | 44 | 11 | 142 | 15  | 314 | 35 | .338  | .440  | .778  |

## MISCELLANEOUS CLUB STATISTICS

|                             | HOME      |           | ROAD      |           | TOTALS    |           |                       | HOME      |           | ROAD      |           | TOTALS    |           |
|-----------------------------|-----------|-----------|-----------|-----------|-----------|-----------|-----------------------|-----------|-----------|-----------|-----------|-----------|-----------|
|                             | W         | L         | W         | L         | W         | L         |                       | W         | L         | W         | L         | W         | L         |
| VS ATLANTA                  | 5         | 5         | 3         | 6         | 8         | 11        | VS HOUSTON            | 0         | 0         | 1         | 2         | 1         | 2         |
| VS MIAMI                    | 6         | 3         | 6         | 4         | 12        | 7         | VS LOS ANGELES        | 3         | 0         | 0         | 0         | 3         | 0         |
| VS NEW YORK                 | 3         | 7         | 2         | 7         | 5         | 14        | VS OAKLAND            | 2         | 1         | 0         | 0         | 2         | 1         |
| VS WASHINGTON               | 9         | 1         | 7         | 2         | 16        | 3         | VS SEATTLE            | 0         | 0         | 2         | 1         | 2         | 1         |
| <b>TOTALS VS NL EAST</b>    | <b>23</b> | <b>16</b> | <b>18</b> | <b>19</b> | <b>41</b> | <b>35</b> | VS TEXAS              | 0         | 2         | 0         | 2         | 0         | 4         |
| VS CHICAGO                  | 0         | 3         | 0         | 3         | 0         | 6         | VS TORONTO            | 1         | 1         | 0         | 2         | 1         | 3         |
| VS CINCINNATI               | 4         | 0         | 2         | 1         | 6         | 1         | <b>TOTALS VS AL</b>   | <b>6</b>  | <b>4</b>  | <b>3</b>  | <b>7</b>  | <b>9</b>  | <b>11</b> |
| VS MILWAUKEE                | 1         | 2         | 3         | 0         | 4         | 2         | <b>OVERALL TOTALS</b> | <b>47</b> | <b>34</b> | <b>40</b> | <b>41</b> | <b>87</b> | <b>75</b> |
| VS PITTSBURGH               | 2         | 1         | 4         | 0         | 6         | 1         |                       |           |           |           |           |           |           |
| VS ST. LOUIS                | 2         | 1         | 2         | 2         | 4         | 3         |                       |           |           |           |           |           |           |
| <b>TOTALS VS NL CENTRAL</b> | <b>9</b>  | <b>7</b>  | <b>11</b> | <b>6</b>  | <b>20</b> | <b>13</b> |                       |           |           |           |           |           |           |
| VS ARIZONA                  | 2         | 1         | 1         | 2         | 3         | 3         |                       |           |           |           |           |           |           |
| VS COLORADO                 | 4         | 0         | 1         | 2         | 5         | 2         |                       |           |           |           |           |           |           |
| VS LOS ANGELES              | 1         | 2         | 3         | 1         | 4         | 3         |                       |           |           |           |           |           |           |
| VS SAN DIEGO                | 1         | 2         | 3         | 1         | 4         | 3         |                       |           |           |           |           |           |           |
| VS SAN FRANCISCO            | 1         | 2         | 0         | 3         | 1         | 5         |                       |           |           |           |           |           |           |
| <b>TOTALS VS NL WEST</b>    | <b>9</b>  | <b>7</b>  | <b>8</b>  | <b>9</b>  | <b>17</b> | <b>16</b> |                       |           |           |           |           |           |           |
| <b>TOTALS VS NL</b>         | <b>41</b> | <b>30</b> | <b>37</b> | <b>34</b> | <b>78</b> | <b>64</b> |                       |           |           |           |           |           |           |

2022 REVIEW

## DETAILED HITTING

|                | AVG  | AB   | R   | H   | HR  | RBI | OPS  |
|----------------|------|------|-----|-----|-----|-----|------|
| VS LEFT        | .266 | 1555 | -   | 413 | 49  | 199 | .769 |
| VS RIGHT       | .248 | 3941 | -   | 979 | 156 | 520 | .727 |
| INNING 1-6     | .260 | 3779 | 522 | 981 | 143 | 505 | .757 |
| INNING 7+      | .239 | 1717 | 225 | 411 | 62  | 214 | .698 |
| EXTRA INNINGS  | .225 | 510  | 60  | 115 | 15  | 53  | .658 |
| <hr/>          |      |      |     |     |     |     |      |
| BATTING #1     | .221 | 655  | 106 | 145 | 42  | 91  | .764 |
| BATTING #2     | .255 | 644  | 83  | 164 | 27  | 64  | .773 |
| BATTING #3     | .269 | 639  | 90  | 172 | 23  | 98  | .763 |
| BATTING #4     | .261 | 635  | 89  | 166 | 29  | 91  | .790 |
| BATTING #5     | .245 | 621  | 80  | 152 | 19  | 82  | .700 |
| BATTING #6     | .264 | 603  | 82  | 159 | 20  | 78  | .744 |
| BATTING #7     | .264 | 584  | 68  | 154 | 6   | 53  | .669 |
| BATTING #8     | .239 | 570  | 75  | 136 | 23  | 82  | .700 |
| BATTING #9     | .264 | 545  | 74  | 144 | 16  | 80  | .733 |
| <hr/>          |      |      |     |     |     |     |      |
| AS P           | .000 | 1    | 0   | 0   | 0   | 0   | .000 |
| AS C           | .276 | 598  | 91  | 165 | 27  | 98  | .822 |
| AS 1B          | .238 | 625  | 82  | 149 | 30  | 76  | .763 |
| AS 2B          | .256 | 586  | 75  | 150 | 17  | 65  | .695 |
| AS 3B          | .271 | 630  | 80  | 171 | 14  | 81  | .704 |
| AS SS          | .234 | 580  | 66  | 136 | 12  | 64  | .651 |
| AS LF          | .216 | 611  | 101 | 132 | 46  | 97  | .802 |
| AS CF          | .242 | 558  | 67  | 135 | 10  | 54  | .640 |
| AS RF          | .254 | 613  | 78  | 156 | 18  | 84  | .700 |
| AS DH (NOT PH) | .285 | 617  | 93  | 176 | 28  | 89  | .844 |
| AS PH (NOT DH) | .306 | 72   | 7   | 22  | 3   | 11  | .890 |
| ALL DH         | .283 | 621  | 96  | 176 | 28  | 89  | .840 |
| ALL PH         | .289 | 76   | 7   | 22  | 3   | 11  | .853 |

## TEAM HITTING

|           | AVG  | AB   | R   | H    | HR  | RBI | OPS  |        | AVG  | AB  | R   | H   | HR | RBI | OPS  |
|-----------|------|------|-----|------|-----|-----|------|--------|------|-----|-----|-----|----|-----|------|
| HOME      | .260 | 2689 | 396 | 699  | 107 | 385 | .765 | VS ARI | .315 | 213 | 40  | 67  | 6  | 36  | .847 |
| AWAY      | .247 | 2807 | 351 | 693  | 98  | 334 | .714 | VS ATL | .230 | 634 | 85  | 146 | 22 | 85  | .687 |
| DAY       | .246 | 1791 | 226 | 441  | 59  | 217 | .711 | VS CHI | .216 | 199 | 10  | 43  | 3  | 10  | .578 |
| NIGHT     | .257 | 3705 | 521 | 951  | 146 | 502 | .752 | VS CIN | .299 | 244 | 37  | 73  | 10 | 36  | .846 |
| GRASS     | .253 | 4908 | 668 | 1243 | 187 | 644 | .741 | VS COL | .275 | 233 | 47  | 64  | 9  | 43  | .796 |
| TURF      | .253 | 588  | 79  | 149  | 18  | 75  | .722 | VS LAD | .266 | 248 | 42  | 66  | 11 | 37  | .801 |
| 1ST HALF  | .246 | 3120 | 431 | 766  | 120 | 412 | .728 | VS MIA | .263 | 636 | 79  | 167 | 22 | 78  | .766 |
| 2ND HALF  | .263 | 2376 | 316 | 626  | 85  | 307 | .753 | VS MIL | .263 | 205 | 28  | 54  | 9  | 28  | .789 |
| APRIL     | .244 | 713  | 100 | 174  | 21  | 95  | .717 | VS NYM | .233 | 644 | 63  | 150 | 17 | 61  | .658 |
| MAY       | .244 | 980  | 124 | 239  | 35  | 116 | .707 | VS PIT | .281 | 256 | 35  | 72  | 6  | 33  | .724 |
| JUNE      | .252 | 930  | 146 | 234  | 43  | 140 | .772 | VS SD  | .221 | 231 | 21  | 51  | 5  | 20  | .589 |
| JULY      | .254 | 855  | 106 | 217  | 32  | 105 | .710 | VS SF  | .236 | 212 | 22  | 50  | 7  | 21  | .672 |
| AUGUST    | .275 | 984  | 145 | 271  | 33  | 139 | .781 | VS STL | .248 | 230 | 22  | 57  | 8  | 22  | .673 |
| SEPTEMBER | .253 | 841  | 101 | 213  | 32  | 100 | .736 | VS WSH | .275 | 639 | 127 | 176 | 41 | 121 | .896 |
| OCTOBER   | .228 | 193  | 25  | 44   | 9   | 24  | .738 | VS HOU | .172 | 93  | 5   | 16  | 3  | 5   | .544 |
|           |      |      |     |      |     |     |      | VS LAA | .260 | 100 | 26  | 26  | 7  | 26  | .925 |
|           |      |      |     |      |     |     |      | VS OAK | .231 | 91  | 14  | 21  | 5  | 14  | .785 |
|           |      |      |     |      |     |     |      | VS SEA | .269 | 108 | 17  | 29  | 6  | 16  | .800 |
|           |      |      |     |      |     |     |      | VS TEX | .209 | 134 | 7   | 28  | 2  | 7   | .547 |
|           |      |      |     |      |     |     |      | VS TOR | .247 | 146 | 20  | 36  | 6  | 20  | .676 |

## TEAM PITCHING

|           | W  | L  | SV | G   | IP     | H    | R   | ER  | BB  | SO   | ERA  |
|-----------|----|----|----|-----|--------|------|-----|-----|-----|------|------|
| HOME      | 47 | 34 | 20 | 81  | 734.0  | 659  | 336 | 305 | 223 | 716  | 3.74 |
| ROAD      | 40 | 41 | 22 | 81  | 694.1  | 671  | 349 | 325 | 240 | 707  | 4.21 |
| DAY       | 25 | 28 | 12 | 53  | 468.0  | 436  | 225 | 209 | 170 | 486  | 4.02 |
| NIGHT     | 62 | 47 | 30 | 109 | 960.1  | 894  | 460 | 421 | 293 | 937  | 3.95 |
| GRASS     | 80 | 65 | 39 | 145 | 1285.1 | 1182 | 602 | 554 | 416 | 1280 | 3.88 |
| TURF      | 7  | 10 | 3  | 17  | 143.0  | 148  | 83  | 76  | 47  | 143  | 4.78 |
| 1ST HALF  | 49 | 43 | 23 | 92  | 816.0  | 723  | 369 | 335 | 268 | 811  | 3.69 |
| 2ND HALF  | 38 | 32 | 19 | 70  | 612.1  | 607  | 316 | 295 | 195 | 612  | 4.34 |
| APRIL     | 11 | 11 | 5  | 22  | 192.0  | 164  | 88  | 83  | 73  | 185  | 3.89 |
| MAY       | 10 | 18 | 5  | 28  | 252.0  | 252  | 136 | 116 | 93  | 276  | 4.14 |
| JUNE      | 19 | 8  | 7  | 27  | 241.0  | 205  | 106 | 97  | 66  | 225  | 3.62 |
| JULY      | 15 | 10 | 9  | 25  | 224.0  | 185  | 88  | 83  | 64  | 218  | 3.33 |
| AUGUST    | 18 | 11 | 9  | 29  | 252.2  | 244  | 123 | 113 | 77  | 247  | 4.03 |
| SEPTEMBER | 11 | 14 | 5  | 25  | 218.2  | 226  | 115 | 109 | 76  | 227  | 4.49 |
| OCTOBER   | 3  | 3  | 2  | 6   | 48.0   | 54   | 29  | 29  | 14  | 45   | 5.44 |
| VS ARI    | 3  | 3  | 1  | 6   | 52.0   | 60   | 45  | 38  | 25  | 47   | 6.58 |
| VS ATL    | 8  | 11 | 3  | 19  | 167.0  | 173  | 88  | 83  | 49  | 198  | 4.47 |
| VS CHI    | 0  | 6  | 0  | 6   | 52.0   | 53   | 33  | 31  | 16  | 47   | 5.37 |
| VS CIN    | 6  | 1  | 3  | 7   | 62.2   | 53   | 20  | 18  | 12  | 69   | 2.59 |
| VS COL    | 5  | 2  | 1  | 7   | 61.0   | 56   | 25  | 23  | 22  | 48   | 3.39 |
| VS LAD    | 4  | 3  | 2  | 7   | 64.2   | 64   | 39  | 36  | 36  | 72   | 5.01 |
| VS MIA    | 12 | 7  | 6  | 19  | 167.0  | 144  | 65  | 61  | 47  | 163  | 3.29 |
| VS MIL    | 4  | 2  | 2  | 6   | 54.0   | 40   | 13  | 13  | 13  | 53   | 2.17 |
| VS NYM    | 5  | 14 | 5  | 19  | 166.1  | 158  | 100 | 89  | 72  | 164  | 4.82 |
| VS PIT    | 6  | 1  | 3  | 7   | 65.0   | 49   | 21  | 21  | 15  | 71   | 2.91 |
| VS SD     | 4  | 3  | 3  | 7   | 62.0   | 45   | 15  | 15  | 12  | 58   | 2.18 |
| VS SF     | 1  | 5  | 1  | 6   | 54.2   | 53   | 40  | 36  | 27  | 57   | 5.93 |
| VS STL    | 4  | 3  | 3  | 7   | 61.0   | 45   | 20  | 20  | 20  | 57   | 2.95 |
| VS WSH    | 16 | 3  | 6  | 19  | 164.0  | 156  | 69  | 67  | 48  | 134  | 3.68 |
| VS HOU    | 1  | 2  | 1  | 3   | 25.0   | 31   | 13  | 13  | 6   | 23   | 4.68 |
| VS LAA    | 3  | 0  | 0  | 3   | 27.0   | 20   | 9   | 8   | 7   | 29   | 2.67 |
| VS OAK    | 2  | 1  | 1  | 3   | 27.0   | 20   | 11  | 9   | 4   | 31   | 3.00 |
| VS SEA    | 2  | 1  | 1  | 3   | 26.0   | 23   | 7   | 6   | 8   | 32   | 2.08 |
| VS TEX    | 0  | 4  | 0  | 4   | 35.0   | 34   | 19  | 13  | 10  | 38   | 3.34 |
| VS TOR    | 1  | 3  | 0  | 4   | 35.0   | 53   | 33  | 30  | 14  | 32   | 7.71 |

## DETAILED FIELDING

### PITCHER

| PLAYER         | PCT   | G  | TC | PO | A  | E | DP | TP |
|----------------|-------|----|----|----|----|---|----|----|
| Alvarado, J    | 1.000 | 59 | 9  | 3  | 6  | 0 | 1  | 0  |
| Appel, M       | ---   | 6  | 0  | 0  | 0  | 0 | 0  | 0  |
| Bellatti, A    | 1.000 | 59 | 4  | 1  | 3  | 0 | 0  | 0  |
| Brogdon, C     | 1.000 | 47 | 3  | 2  | 1  | 0 | 0  | 0  |
| Coonrod, S     | .500  | 12 | 2  | 1  | 0  | 1 | 0  | 0  |
| Cyr, T         | ---   | 1  | 0  | 0  | 0  | 0 | 0  | 0  |
| Devenski, C    | ---   | 3  | 0  | 0  | 0  | 0 | 0  | 0  |
| Domínguez, S   | 1.000 | 54 | 5  | 5  | 0  | 0 | 0  | 0  |
| Duron, N       | ---   | 1  | 0  | 0  | 0  | 0 | 0  | 0  |
| Eflin, Z       | 1.000 | 20 | 16 | 3  | 13 | 0 | 1  | 0  |
| Falter, B      | 1.000 | 20 | 8  | 4  | 4  | 0 | 0  | 0  |
| Familia, J     | .667  | 38 | 6  | 3  | 1  | 2 | 0  | 0  |
| Gibson, K      | .967  | 31 | 30 | 12 | 17 | 1 | 1  | 0  |
| Hall, D        | ---   | 1  | 0  | 0  | 0  | 0 | 0  | 0  |
| Hand, B        | .833  | 55 | 6  | 4  | 1  | 1 | 0  | 0  |
| Jones, D       | ---   | 4  | 0  | 0  | 0  | 0 | 0  | 0  |
| Kelly, M       | 1.000 | 4  | 1  | 1  | 0  | 0 | 0  | 0  |
| Knebel, C      | 1.000 | 46 | 11 | 4  | 7  | 0 | 0  | 0  |
| Maton, N       | ---   | 2  | 0  | 0  | 0  | 0 | 0  | 0  |
| Morales, F     | ---   | 3  | 0  | 0  | 0  | 0 | 0  | 0  |
| Nelson, N      | .889  | 47 | 9  | 3  | 5  | 1 | 0  | 0  |
| Nittoli, V     | ---   | 2  | 0  | 0  | 0  | 0 | 0  | 0  |
| Nola, A        | .920  | 32 | 25 | 9  | 14 | 2 | 0  | 0  |
| Norwood, J     | 1.000 | 20 | 1  | 1  | 0  | 0 | 0  | 0  |
| Plasmeyer, M   | 1.000 | 2  | 1  | 0  | 1  | 0 | 1  | 0  |
| Robertson, D   | 1.000 | 22 | 6  | 3  | 3  | 0 | 0  | 0  |
| Romero, J      | ---   | 2  | 0  | 0  | 0  | 0 | 0  | 0  |
| Rossman, B     | ---   | 1  | 0  | 0  | 0  | 0 | 0  | 0  |
| Sánchez, C     | 1.000 | 15 | 9  | 3  | 6  | 0 | 0  | 0  |
| Stubbs, G      | 1.000 | 4  | 1  | 0  | 1  | 0 | 0  | 0  |
| Suárez, R      | 1.000 | 29 | 44 | 13 | 31 | 0 | 0  | 0  |
| Syndergaard, N | .909  | 10 | 11 | 4  | 6  | 1 | 1  | 0  |
| Wheeler, Z     | 1.000 | 26 | 22 | 11 | 11 | 0 | 1  | 0  |

### CATCHER

| PLAYER      | PCT   | G   | TC   | PO   | A  | E | DP | TP | BP |
|-------------|-------|-----|------|------|----|---|----|----|----|
| Realmuto, J | .993  | 133 | 1208 | 1151 | 49 | 8 | 11 | 0  | 2  |
| Sands, D    | 1.000 | 1   | 1    | 1    | 0  | 0 | 0  | 0  | 0  |
| Stubbs, G   | .990  | 41  | 298  | 285  | 10 | 3 | 1  | 0  | 3  |

### FIRST BASE

| PLAYER      | PCT   | G   | TC   | PO   | A   | E  | DP  | TP |
|-------------|-------|-----|------|------|-----|----|-----|----|
| Bohm, A     | 1.000 | 10  | 55   | 54   | 1   | 0  | 1   | 0  |
| Camargo, J  | 1.000 | 5   | 18   | 17   | 1   | 0  | 6   | 0  |
| Hall, D     | 1.000 | 7   | 42   | 40   | 2   | 0  | 5   | 0  |
| Hoskins, R  | .990  | 151 | 1213 | 1098 | 103 | 12 | 103 | 0  |
| Realmuto, J | .857  | 3   | 7    | 6    | 0   | 1  | 0   | 0  |
| Vierling, M | 1.000 | 2   | 1    | 1    | 0   | 0  | 0   | 0  |

### SECOND BASE

| PLAYER      | PCT   | G  | TC  | PO  | A   | E | DP | TP |
|-------------|-------|----|-----|-----|-----|---|----|----|
| Camargo, J  | 1.000 | 9  | 24  | 13  | 11  | 0 | 4  | 0  |
| Guthrie, D  | 1.000 | 1  | 2   | 1   | 1   | 0 | 1  | 0  |
| Kingery, S  | ---   | 1  | 0   | 0   | 0   | 0 | 0  | 0  |
| Maton, N    | 1.000 | 10 | 31  | 11  | 20  | 0 | 5  | 0  |
| Muñoz, Y    | 1.000 | 14 | 34  | 12  | 22  | 0 | 7  | 0  |
| Segura, J   | .990  | 97 | 388 | 168 | 216 | 4 | 57 | 0  |
| Stott, B    | 1.000 | 47 | 169 | 63  | 106 | 0 | 26 | 0  |
| Vierling, M | 1.000 | 4  | 10  | 2   | 8   | 0 | 1  | 0  |

### THIRD BASE

| PLAYER      | PCT   | G   | TC  | PO | A   | E  | DP | TP |
|-------------|-------|-----|-----|----|-----|----|----|----|
| Bohm, A     | .962  | 135 | 346 | 92 | 241 | 13 | 22 | 0  |
| Camargo, J  | .974  | 13  | 38  | 10 | 27  | 1  | 4  | 0  |
| Guthrie, D  | 1.000 | 1   | 3   | 0  | 3   | 0  | 1  | 0  |
| Maton, N    | 1.000 | 2   | 5   | 1  | 4   | 0  | 0  | 0  |
| Muñoz, Y    | 1.000 | 8   | 13  | 5  | 8   | 0  | 0  | 0  |
| Sosa, E     | 1.000 | 11  | 33  | 9  | 24  | 0  | 1  | 0  |
| Stott, B    | .857  | 2   | 7   | 1  | 5   | 1  | 0  | 0  |
| Vierling, M | .923  | 5   | 13  | 3  | 9   | 1  | 1  | 0  |

### SHORTSTOP

| PLAYER       | PCT   | G  | TC  | PO | A   | E | DP | TP |
|--------------|-------|----|-----|----|-----|---|----|----|
| Camargo, J   | 1.000 | 26 | 81  | 33 | 48  | 0 | 9  | 0  |
| Gregorius, D | .991  | 61 | 212 | 70 | 140 | 2 | 29 | 0  |
| Maton, N     | 1.000 | 2  | 5   | 0  | 5   | 0 | 1  | 0  |
| Segura, J    | 1.000 | 1  | 1   | 0  | 1   | 0 | 0  | 0  |
| Sosa, E      | .968  | 8  | 31  | 15 | 15  | 1 | 3  | 0  |
| Stott, B     | .976  | 83 | 286 | 95 | 184 | 7 | 35 | 0  |

### LEFT FIELD

| PLAYER         | PCT   | G   | TC  | PO  | A | E | DP | TP |
|----------------|-------|-----|-----|-----|---|---|----|----|
| Castellanos, N | 1.000 | 3   | 5   | 5   | 0 | 0 | 0  | 0  |
| Herrera, O     | 1.000 | 11  | 10  | 10  | 0 | 0 | 0  | 0  |
| Maton, N       | 1.000 | 10  | 9   | 9   | 0 | 0 | 0  | 0  |
| Muñoz, Y       | .000  | 1   | 1   | 0   | 0 | 1 | 0  | 0  |
| Quinn, R       | ---   | 2   | 0   | 0   | 0 | 0 | 0  | 0  |
| Schwarber, K   | .995  | 139 | 186 | 182 | 3 | 1 | 0  | 0  |
| Sosa, E        | 1.000 | 2   | 1   | 1   | 0 | 0 | 0  | 0  |
| Stubbs, G      | ---   | 1   | 0   | 0   | 0 | 0 | 0  | 0  |
| Vierling, M    | 1.000 | 30  | 38  | 36  | 2 | 0 | 1  | 0  |

### CENTER FIELD

| PLAYER       | PCT   | G  | TC  | PO  | A | E | DP | TP |
|--------------|-------|----|-----|-----|---|---|----|----|
| Herrera, O   | .992  | 48 | 120 | 115 | 4 | 1 | 0  | 0  |
| Marsh, B     | 1.000 | 40 | 80  | 80  | 0 | 0 | 0  | 0  |
| Mercado, Ó   | ---   | 1  | 0   | 0   | 0 | 0 | 0  | 0  |
| Moniak, M    | 1.000 | 15 | 36  | 36  | 0 | 0 | 0  | 0  |
| Muzziotti, S | .909  | 8  | 11  | 9   | 1 | 1 | 0  | 0  |
| Quinn, R     | .966  | 19 | 29  | 26  | 2 | 1 | 0  | 0  |
| Vierling, M  | 1.000 | 61 | 105 | 105 | 0 | 0 | 0  | 0  |
| Zimmer, B    | .933  | 9  | 15  | 14  | 0 | 1 | 0  | 0  |

### RIGHT FIELD

| PLAYER         | PCT   | G   | TC  | PO  | A | E | DP | TP |
|----------------|-------|-----|-----|-----|---|---|----|----|
| Castellanos, N | 1.000 | 121 | 225 | 217 | 8 | 0 | 3  | 0  |
| Guthrie, D     | 1.000 | 12  | 14  | 14  | 0 | 0 | 0  | 0  |
| Harper, B      | 1.000 | 8   | 14  | 14  | 0 | 0 | 0  | 0  |
| Herrera, O     | 1.000 | 7   | 6   | 6   | 0 | 0 | 0  | 0  |
| Maton, N       | 1.000 | 10  | 18  | 16  | 2 | 0 | 0  | 0  |
| Moniak, M      | ---   | 3   | 0   | 0   | 0 | 0 | 0  | 0  |
| Muñoz, Y       | 1.000 | 2   | 2   | 2   | 0 | 0 | 0  | 0  |
| Quinn, R       | ---   | 2   | 0   | 0   | 0 | 0 | 0  | 0  |
| Vierling, M    | 1.000 | 37  | 41  | 41  | 0 | 0 | 0  | 0  |



# TRANSACTIONS

## MARCH

- 3/12** LHP JoJo Romero placed on 60-day IL recovering from Tommy John surgery
- 3/15** RHP Jeury's Familia and LHP Brad Hand signed as free agents  
LHP Scott Moss designated for assignment
- 3/16** OF Odúbel Herrera signed as a free agent  
RHP Yoan López designated for assignment  
LHP Scott Moss outrighted to Lehigh Valley (AAA)
- 3/18** RHP Yoan López claimed off waivers by Miami Marlins
- 3/20** OF Kyle Schwarber signed as a free agent  
LHP Kent Emanuel placed on 60-day IL with a left elbow impingement
- 3/22** OF Nick Castellanos signed as a free agent  
INF/OF Luke Williams designated for assignment
- 3/27** INF/OF Luke Williams traded to San Francisco Giants
- 3/29** OF Adam Haseley traded to Chicago White Sox
- 3/30** RHP James Norwood acquired from San Diego Padres

## APRIL

- 4/7** INF Bryson Stott contract selected  
C Rafael Marchán recalled and placed on 60-day IL with a left hamstring strain  
OF Odúbel Herrera placed on 10-day IL (retro to 4/4) with a right oblique strain  
RHP Sam Coonrod placed on 10-day IL (retro to 4/4) with a right shoulder strain  
LHP Ryan Sherriff placed on 10-day IL (retro to 4/4) with a left shoulder strain  
RHP James Norwood placed on bereavement list
- 4/8** OF Mickey Moniak placed on 10-day IL (retro to 4/7) with a broken right hand  
OF Simón Muzziotti recalled from Reading (AA)
- 4/12** RHP Corey Knebel placed on COVID-related IL  
LHP Jeff Singer contract selected from Lehigh Valley (AAA)
- 4/13** RHP Corey Knebel reinstated from COVID-related IL  
LHP Jeff Singer designated for assignment
- 4/14** RHP Connor Brogdon and LHP Damon Jones optioned to Lehigh Valley (AAA)  
RHP James Norwood reinstated from bereavement list;  
RHP Andrew Bellatti contract selected from Lehigh Valley (AAA)  
RHP Sam Coonrod transferred to 60-day IL
- 4/15** LHP Jeff Singer outrighted to Lehigh Valley (AAA)
- 4/22** OF Odúbel Herrera reinstated from 10-day IL  
OF Simón Muzziotti optioned to Reading (AA)
- 4/25** OF Roman Quinn contract selected from Lehigh Valley (AAA)  
INF Bryson Stott and LHP Bailey Falter optioned to Lehigh Valley (AAA)  
LHP Ryan Sherriff transferred to 60-day IL
- 4/26** LHP Damon Jones recalled from Lehigh Valley (AAA)

## MAY

- 5/1** LHP Damon Jones and LHP Christopher Sánchez optioned to Lehigh Valley (AAA)
- 5/7** INF Didi Gregorius placed on 10-day IL (retro to 5/5) with a left knee sprain  
INF Bryson Stott recalled from Lehigh Valley (AAA)
- 5/8** RHP Zach Eflin placed on COVID-related IL  
RHP Francisco Morales recalled from Reading (AA)  
LHP Christopher Sánchez added as 27th man for doubleheader  
RHP Zack Wheeler placed on COVID-related IL  
RHP Connor Brogdon recalled from Lehigh Valley (AAA)
- 5/10** OF Matt Vierling optioned to Lehigh Valley (AAA)
- 5/11** LHP Bailey Falter recalled from Lehigh Valley (AAA)
- 5/12** RHP Zack Wheeler reinstated from COVID-related IL  
LHP Bailey Falter optioned to Lehigh Valley (AAA)
- 5/16** RHP Francisco Morales optioned to Lehigh Valley (AAA)
- 5/17** RHP Zach Eflin reinstated from COVID-related IL
- 5/26** LHP José Alvarado optioned to Lehigh Valley (AAA)

- 5/27** LHP Bailey Falter recalled from Lehigh Valley (AAA)
- 5/29** LHP Bailey Falter optioned to Lehigh Valley (AAA)
- 5/30** OF Mickey Moniak reinstated from 10-day IL

## JUNE

- 6/1** LHP Cristopher Sánchez and INF Nick Maton recalled from Lehigh Valley (AAA)  
INF Jean Segura placed on 10-day IL with a fracture of his right index finger  
OF Roman Quinn designated for assignment
- 6/5** INF Didi Gregorius reinstated from 10-day IL  
INF Nick Maton placed on 10-day IL (retro to 6/4) with a right shoulder sprain  
OF Roman Quinn outrighted to Lehigh Valley (AAA) and elected free agency
- 6/7** INF/OF Scott Kingery contract selected from Lehigh Valley (AAA)  
OF Matt Vierling recalled from Lehigh Valley (AAA)  
INF Johan Camargo placed on 10-day IL (retro to 6/6) with a right knee strain  
RHP Zack Wheeler placed on paternity list
- 6/10** RHP Zack Wheeler reinstated from paternity list  
INF/OF Scott Kingery outrighted to Lehigh Valley (AAA)
- 6/12** LHP José Alvarado recalled from Lehigh Valley (AAA)  
LHP Cristopher Sánchez optioned to Lehigh Valley (AAA)
- 6/13** RHP Michael Kelly contract selected from Lehigh Valley (AAA)  
RHP James Norwood designated for assignment  
C Rafael Marchán reinstated from 60-day IL and optioned to Lehigh Valley (AAA)  
OF Mickey Moniak optioned to Lehigh Valley (AAA)
- 6/14** INF Yairo Muñoz contract selected from Lehigh Valley (AAA)  
INF Jean Segura transferred to 60-day IL
- 6/17** LHP Bailey Falter added as 27th man for doubleheader
- 6/18** RHP James Norwood traded to Boston Red Sox
- 6/19** RHP Michael Kelly optioned to Lehigh Valley (AAA)
- 6/21** INF Johan Camargo reinstated from 10-day IL
- 6/25** RHP Mark Appel contract selected from Lehigh Valley (AAA)  
RHP Connor Brogdon placed on COVID-related IL
- 6/26** OF Mickey Moniak recalled from Lehigh Valley (AAA)  
OF Bryce Harper placed on 10-day IL with a fractured left thumb
- 6/27** OF Óscar Mercado claimed off waivers from Cleveland Guardians  
LHP Damon Jones recalled from Lehigh Valley and placed on 60-day IL with a left shoulder impingement
- 6/28** RHP Zach Eflin placed on 15-day IL (retro to 6/26) with a right knee bruise
- 6/29** INF Darick Hall contract selected from Lehigh Valley (AAA)  
INF Johan Camargo placed on 10-day IL (retro to 6/26) with a right knee strain  
RHP James McArthur recalled from Reading (AA) and placed on 60-day IL with a right elbow stress reaction  
OF Óscar Mercado designated for assignment
- 6/30** LHP Bailey Falter recalled from Lehigh Valley (AAA)

## JULY

- 7/3** LHP Ranger Suárez placed on 15-day IL (retro to 6/30) with a low back spasm  
OF Óscar Mercado claimed off waivers by Cleveland Guardians
- 7/5** LHP Sam Clay claimed off waivers from Washington Nationals and optioned to Lehigh Valley (AAA)  
LHP Cristopher Sánchez recalled from Lehigh Valley (AAA)
- 7/7** LHP Bailey Falter optioned to Lehigh Valley (AAA)
- 7/8** RHP Michael Kelly recalled from Lehigh Valley (AAA)  
LHP Kent Emanuel reinstated from 60-day IL and optioned to Lehigh Valley (AAA)  
LHP Sam Clay designated for assignment
- 7/10** LHP Sam Clay claimed off waivers by New York Mets

# TRANSACTIONS

- 7/12** INF Alec Bohm, RHP Kyle Gibson, RHP Aaron Nola and C J.T. Realmuto placed on restricted list  
RHP Nick Duron selected from Lehigh Valley (AAA) as substitute player  
C Rafael Marchán recalled from Lehigh Valley (AAA) as substitute player
- 7/13** INF Will Toffey contract selected from Lehigh Valley (AAA)  
RHP Bubby Rossman selected from Reading (AA) as substitute player  
RHP Michael Kelly and INF Will Toffey optioned to Lehigh Valley (AAA)  
RHP Nick Duron and C Rafael Marchán returned to Lehigh Valley (AAA)  
RHP Bubby Rossman returned to Reading (AA)
- 7/14** RHP Michael Kelly outrighted to Lehigh Valley (AAA)  
INF Alec Bohm, RHP Kyle Gibson, RHP Aaron Nola and C J.T. Realmuto reinstated from restricted list
- 7/15** RHP Connor Brogdon reinstated from COVID-related IL  
LHP JoJo Romero reinstated from 60-day IL  
LHP Cristopher Sánchez optioned to Lehigh Valley (AAA)  
INF Will Toffey outrighted to Lehigh Valley (AAA)  
RHP Hans Crouse recalled from Lehigh Valley (AAA) and placed on 60-day IL with right biceps tendinitis
- 7/16** LHP Ranger Suárez reinstated from 15-day IL  
INF Johan Camargo reinstated from 10-day IL  
RHP Mark Appel and OF Mickey Moniak optioned to Lehigh Valley (AAA)
- 7/23** LHP JoJo Romero optioned to Lehigh Valley (AAA)
- 7/24** LHP Bailey Falter recalled from Lehigh Valley (AAA)
- 7/26** INF Nick Maton reinstated from 10-day IL and optioned to Lehigh Valley (AAA)
- 7/30** RHP Kyle Gibson placed on bereavement list  
RHP Mark Appel recalled from Lehigh Valley (AAA)  
INF Edmundo Sosa acquired from St. Louis Cardinals in exchange for LHP JoJo Romero  
INF Johan Camargo optioned to Lehigh Valley (AAA)
- 7/31** INF Edmundo Sosa reported to club

## AUGUST

- 8/1** LHP Ryan Sherriff reinstated from 60-day IL and designated for assignment
- 8/2** LHP Andrew Vasquez claimed off waivers from Toronto Blue Jays and optioned to Lehigh Valley (AAA)  
RHP Zach Eflin transferred to 60-day IL  
OF Brandon Marsh acquired from Los Angeles Angels  
RHP David Robertson acquired from Chicago Cubs  
OF Odúbel Herrera and RHP Jeurys Familia designated for assignment  
RHP Noah Syndergaard acquired from Los Angeles Angels  
OF Mickey Moniak traded to Los Angeles Angels  
RHP Francisco Morales recalled from Reading (AA)  
RHP Francisco Morales optioned to Lehigh Valley (AAA)
- 8/3** RHP David Robertson reported to club  
OF Simón Muzziotti recalled from Lehigh Valley (AAA)  
RHP Mark Appel and LHP Bailey Falter optioned to Lehigh Valley (AAA)  
OF Simón Muzziotti optioned to Reading (AA)
- 8/4** OF Brandon Marsh and RHP Noah Syndergaard reported to club  
INF Jean Segura reinstated from 60-day IL  
RHP Kyle Gibson reinstated from bereavement list  
INF Didi Gregorius released
- 8/5** INF Nick Maton recalled from Lehigh Valley (AAA)  
INF Yairo Muñoz optioned to Lehigh Valley (AAA)
- 8/6** LHP Ryan Sherriff outrighted to Lehigh Valley (AAA)  
OF Odúbel Herrera and RHP Jeurys Familia released
- 8/15** RHP Sam Coonrod reinstated from 60-day IL  
RHP Corey Knebel placed on 15-day IL with a right lat strain  
LHP Andrew Vasquez designated for assignment

- 8/18** OF Bradley Zimmer claimed off waivers from Toronto Blue Jays  
OF Brandon Marsh placed on 10-day IL (retro to 8/17) with a left ankle sprain  
OF Bryce Harper transferred to 60-day IL
- 8/20** LHP Bailey Falter added as 27th man for doubleheader
- 8/21** RHP Tyler Cyr contract selected from Lehigh Valley (AAA)  
RHP Seranthony Domínguez placed on 15-day IL (retro to 8/18) with right triceps tendinitis  
RHP Corey Knebel transferred to 60-day IL
- 8/22** LHP Michael Plassmeyer contract selected from Lehigh Valley (AAA)  
RHP Tyler Cyr designated for assignment  
INF Darick Hall optioned to Lehigh Valley (AAA)
- 8/23** INF Yairo Muñoz recalled from Lehigh Valley (AAA)  
LHP Michael Plassmeyer optioned to Lehigh Valley (AAA)
- 8/24** LHP Cristopher Sánchez recalled from Lehigh Valley (AAA)
- 8/25** RHP Zack Wheeler placed on 15-day IL (retro to 8/22) with right forearm tendinitis
- 8/26** OF Bryce Harper reinstated from 60-day IL  
INF Yairo Muñoz optioned to Lehigh Valley (AAA)  
OF Simón Muzziotti recalled from Lehigh Valley (AAA) and placed on 60-day IL with a partial tear of his right patellar tendon  
LHP Bailey Falter recalled from Lehigh Valley (AAA)
- 8/27** OF Brandon Marsh reinstated from 10-day IL  
OF Bradley Zimmer designated for assignment
- 8/29** OF Bradley Zimmer claimed off waivers by Toronto Blue Jays
- 8/31** RHP Vinny Nittoli acquired from Toronto Blue Jays

## SEPTEMBER

- 9/1** RHP Vinny Nittoli contract selected  
C Donny Sands recalled from Lehigh Valley (AAA)
- 9/4** OF Nick Castellanos placed on 10-day IL (retro to 9/3) with right oblique strain  
INF/OF Dalton Guthrie contract selected from Lehigh Valley (AAA)  
INF Luis García designated for assignment
- 9/6** INF Luis García claimed off waivers by Detroit Tigers
- 9/11** RHP Seranthony Domínguez reinstated from 15-day IL  
RHP Vinny Nittoli and LHP Cristopher Sánchez optioned to Lehigh Valley (AAA)
- 9/12** RHP Zach Eflin reinstated from 60-day IL  
RHP Mark Appel recalled from Lehigh Valley (AAA) and placed on 60-day IL with right elbow inflammation
- 9/14** RHP Tayler Scott claimed off waivers from San Diego Padres and optioned to Lehigh Valley (AAA)  
LHP Kent Emanuel recalled from Lehigh Valley (AAA) and placed on 60-day IL with a left shoulder strain
- 9/16** INF Edmundo Sosa placed on 10-day IL with a right hamstring strain  
INF Yairo Muñoz recalled from Lehigh Valley (AAA)
- 9/20** RHP Sam Coonrod optioned to Lehigh Valley (AAA)
- 9/21** RHP Zack Wheeler reinstated from 15-day IL
- 9/25** LHP Brad Hand placed on 15-day IL (retro to 9/22) with left elbow tendinitis  
RHP Chris Devenski contract selected from Lehigh Valley (AAA)  
INF Johan Camargo designated for assignment
- 9/27** OF Nick Castellanos reinstated from 10-day IL  
C Donny Sands optioned to Lehigh Valley (AAA)  
INF Johan Camargo outrighted to Lehigh Valley (AAA)
- 9/30** INF Darick Hall recalled from Lehigh Valley (AAA)  
INF Yairo Muñoz optioned to Lehigh Valley (AAA)  
LHP Cristopher Sánchez added as 29th man for doubleheader

## OCTOBER

- 10/1** LHP Cristopher Sánchez added as 29th man for doubleheader

# 2022 DAY BY DAY

| GAME # | DATE | DAY | D/N    | CLUB   | W-L      | SCORE                   | WP / LP / SAVE                         | ATTEND  | HOME DATE | HOME TOTAL | TIME | POS  | GA/GB | RECORD |
|--------|------|-----|--------|--------|----------|-------------------------|--|---------|-----------|------------|------|------|-------|--------|
| 1      | 4/8  | Fri | D      | vs OAK | W        | 9-5                     | NOLA (1-0) / Montas                    | *44,232 | 1         | 44,232     | 3:14 | 2    | 0.5   | 1-0    |
| 2      | 4/9  | Sat | D      | vs OAK | W        | 4-2                     | GIBSON (1-0) / Irvin / KNEBEL (1)      | 41,622  | 2         | 85,854     | 2:37 | 2    | 0.5   | 2-0    |
| 3      | 4/10 | Sun | D      | vs OAK | L        | 4-1                     | Jefferies / FALTER (0-1)               | 33,507  | 3         | 119,361    | 2:57 | 2    | 0.5   | 2-1    |
| 4      | 4/11 | Mon | N      | vs NYM | W        | 5-4                     | DOMÍNGUEZ (1-0) / Lugo / HAND (1)      | 22,317  | 4         | 141,678    | 3:05 | 1    | 0.5   | 3-1    |
| 5      | 4/12 | Tue | N      | vs NYM | L        | 2-0                     | Megill / WHEELER (0-1) / Diaz          | 26,045  | 5         | 167,723    | 3:12 | 2    | 0.5   | 3-2    |
| 6      | 4/13 | Wed | D      | vs NYM | L        | 9-6                     | Scherzer / NOLA (1-1)                  | 31,190  | 6         | 198,913    | 4:04 | 2    | 1.5   | 3-3    |
| 7      | 4/14 | Thu | N      | at MIA | L        | 4-3                     | Alcantara / GIBSON (1-1) / Bender      | 31,184  |           |            | 3:23 | 2    | 2.0   | 3-4    |
| 8      | 4/15 | Fri | N      | at MIA | L        | 7-1                     | Lopez / EFLIN (0-1)                    | 11,990  |           |            | 3:15 | 5    | 3.0   | 3-5    |
| 9      | 4/16 | Sat | N      | at MIA | W        | 10-3                    | SUÁREZ (1-0) / Rogers                  | 13,412  |           |            | 3:24 | 3    | 2.0   | 4-5    |
| 10     | 4/17 | Sun | D      | at MIA | L        | 11-3                    | Hernandez / WHEELER (0-2)              | 11,476  |           |            | 3:32 | 4    | 3.0   | 4-6    |
| 11     | 4/18 | Mon | N      | at COL | L        | 4-1                     | Kuhl / NOLA (1-2) / Colomé             | 20,403  |           |            | 2:53 | T4   | 3.5   | 4-7    |
| 12     | 4/19 | Tue | N      | at COL | L        | 6-5                     | Lawrence / DOMÍNGUEZ (1-1) / Bard      | 23,800  |           |            | 3:02 | 5    | 5.0   | 4-8    |
| 13     | 4/20 | Wed | D      | at COL | W        | 9-6                     | HAND (1-0) / Chacin / KNEBEL (2)       | 21,490  |           |            | 3:09 | 4    | 4.0   | 5-8    |
| 14     | 4/22 | Fri | N      | vs MIL | W        | 4-2                     | NELSON (1-0) / Ashby / KNEBEL (3)      | 29,285  | 7         | 228,198    | 3:20 | 3    | 4.5   | 6-8    |
| 15     | 4/23 | Sat | D      | vs MIL | L        | 5-3                     | Houser / WHEELER (0-3) / Hader         | 30,612  | 8         | 258,810    | 2:57 | 4    | 4.5   | 6-9    |
| 16     | 4/24 | Sun | N      | vs MIL | L        | 1-0                     | Williams / KNEBEL (0-1) / Hader        | 26,175  | 9         | 284,985    | 2:49 | 4    | 5.5   | 6-10   |
| 17     | 4/25 | Mon | N      | vs COL | W        | 8-2                     | GIBSON (2-1) / Freeland                | 20,130  | 10        | 305,115    | 3:09 | T3   | 5.5   | 7-10   |
| 18     | 4/26 | Tue | N      | vs COL | W        | 10-3                    | EFLIN (1-1) / Márquez                  | 22,300  | 11        | 327,415    | 3:19 | T3   | 5.5   | 8-10   |
| 19     | 4/27 | Wed | N      | vs COL | W        | 7-3                     | SUÁREZ (2-0) / Feltner                 | 20,127  | 12        | 347,542    | 3:20 | 3    | 4.5   | 9-10   |
| 20     | 4/28 | Thu | D      | vs COL | W        | 7-1                     | WHEELER (1-3) / Gomber                 | 20,098  | 13        | 367,640    | 3:08 | 3    | 4.0   | 10-10  |
| 21     | 4/29 | Fri | N      | at NYM | L        | 3-0                     | Megill / NOLA (1-3) / Diaz             | 32,416  |           |            | 3:18 | 4    | 5.0   | 10-11  |
| 22     | 4/30 | Sat | N      | at NYM | W        | 4-1                     | NORWOOD (1-0) / Ottavino / KNEBEL (4)  | 40,036  |           |            | 3:48 | 3    | 4.0   | 11-11  |
| 23     | 5/1  | Sun | N      | at NYM | L        | 10-6                    | Scherzer / EFLIN (1-2)                 | 30,608  |           |            | 3:20 | 3    | 5.0   | 11-12  |
| 24     | 5/3  | Tue | N      | vs TEX | L        | 6-4                     | Burke / SUÁREZ (2-1) / Barlow          | 27,788  | 14        | 395,428    | 3:05 | 3    | 6.0   | 11-13  |
| 25     | 5/4  | Wed | N      | vs TEX | L        | 2-1 (10)                | Bush / HAND (1-1) / Barlow             | 21,315  | 15        | 416,743    | 3:14 | 4    | 6.0   | 11-14  |
| 26     | 5/5  | Thu | N      | vs NYM | L        | 8-7                     | Medina / KNEBEL (0-2) / Diaz           | 24,040  | 16        | 440,783    | 3:15 | 4    | 7.0   | 11-15  |
|        | 5/6  | Fri | N      | vs NYM |          |                         | PPD – rain                             |         |           |            |      |      |       |        |
|        | 5/7  | Sat | D      | vs NYM |          |                         | PPD – rain                             |         |           |            |      |      |       |        |
| 27     | 5/8  | Sun | D      | vs NYM | W        | 3-2                     | GIBSON (3-1) / Scherzer / KNEBEL (5)   | 37,133  | 17        | 477,916    | 2:58 |      |       | 12-15  |
| 28     |      | D   | vs NYM | L      | 6-1      | Bassitt / SÁNCHEZ (0-1) |  |         |           | 3:15       | 4    | 7.0  | 12-16 |        |
| 29     | 5/9  | Mon | N      | at SEA | W        | 9-0                     | SUÁREZ (3-1) / Flexen                  | 15,881  |           |            | 3:01 | T3   | 6.5   | 13-16  |
| 30     | 5/10 | Tue | N      | at SEA | L        | 5-4                     | Ray / NOLA (1-4) / Sewald              | 16,422  |           |            | 3:36 | T3   | 7.5   | 13-17  |
| 31     | 5/11 | Wed | D      | at SEA | W        | 4-2                     | DOMÍNGUEZ (2-1) / Gilbert / KNEBEL (6) | 16,387  |           |            | 3:11 | T3   | 6.5   | 14-17  |
| 32     | 5/12 | Thu | N      | at LAD | W        | 9-7                     | BELLATTI (1-0) / Hudson / KNEBEL (7)   | 46,539  |           |            | 3:29 | T2   | 6.5   | 15-17  |
| 33     | 5/13 | Fri | N      | at LAD | W        | 12-10                   | FAMILIA (1-0) / Graterol / MORALES (1) | 50,712  |           |            | 4:18 | 2    | 5.5   | 16-17  |
| 34     | 5/14 | Sat | N      | at LAD | W        | 8-3                     | SUÁREZ (4-1) / Urias                   | 50,279  |           |            | 2:38 | 2    | 5.5   | 17-17  |
| 35     | 5/15 | Sun | D      | at LAD | L        | 5-4                     | Greene / KNEBEL (0-3)                  | 51,869  |           |            | 3:33 | 2    | 5.5   | 17-18  |
| 36     | 5/17 | Tue | N      | vs SD  | L        | 3-0                     | Clevinger / EFLIN (1-3) / Rogers       | 29,200  | 18        | 507,116    | 2:53 | T2   | 6.0   | 17-19  |
| 37     | 5/18 | Wed | N      | vs SD  | W        | 3-0                     | WHEELER (2-3) / Snell / KNEBEL (8)     | 27,655  | 19        | 534,771    | 2:44 | 2    | 6.0   | 18-19  |
| 38     | 5/19 | Thu | D      | vs SD  | L        | 2-0                     | Darvish / GIBSON (3-2) / Rogers        | 30,146  | 20        | 564,917    | 3:31 | 2    | 7.0   | 18-20  |
| 39     | 5/20 | Fri | N      | vs LAD | L        | 4-1                     | Urias / SUÁREZ (4-2) / Kimbrel         | 30,025  | 21        | 594,942    | 3:44 | T2   | 7.5   | 18-21  |
| 40     | 5/21 | Sat | N      | vs LAD | L        | 7-4                     | Hudson / ALVARADO (0-1) / Kimbrel      | 32,068  | 22        | 627,010    | 3:57 | 3    | 8.0   | 18-22  |
| 41     | 5/22 | Sun | D      | vs LAD | W        | 4-3 (10)                | KNEBEL (1-3) / Phillips                | 34,021  | 23        | 661,031    | 3:29 | T2   | 8.0   | 19-22  |
| 42     | 5/23 | Mon | N      | at ATL | W        | 7-3                     | WHEELER (3-3) / Davidson               | *41,762 |           |            | 3:37 | 2    | 8.0   | 20-22  |
| 43     | 5/24 | Tue | N      | at ATL | L        | 6-5                     | Jansen / NELSON (1-1)                  | 32,274  |           |            | 3:58 | T2   | 8.0   | 20-23  |
| 44     | 5/25 | Wed | N      | at ATL | L        | 8-4                     | Strider / SUÁREZ (4-3)                 | 29,339  |           |            | 3:30 | 3    | 8.0   | 20-24  |
| 45     | 5/26 | Thu | N      | at ATL | W        | 4-1                     | NOLA (2-4) / Wright                    | 33,188  |           |            | 2:43 | T2   | 7.5   | 21-24  |
| 46     | 5/27 | Fri | N      | at NYM | L        | 8-6                     | Carrasco / FALTER (0-2) / Diaz         | 30,175  |           |            | 3:41 | 3    | 8.5   | 21-25  |
| 47     | 5/28 | Sat | N      | at NYM | L        | 8-2                     | Walker / EFLIN (1-4)                   | 37,455  |           |            | 3:09 | 3    | 9.5   | 21-26  |
| 48     | 5/29 | Sun | N      | at NYM | L        | 5-4 (10)                | Diaz / KNEBEL (1-4)                    | 36,513  |           |            | 3:51 | 3    | 10.5  | 21-27  |
| 49     | 5/30 | Mon | D      | vs SF  | L        | 5-4 (10)                | Leone / BELLATTI (1-1) / Doval         | 26,650  | 24        | 687,681    | 3:13 | 3    | 11.5  | 21-28  |
| 50     | 5/31 | Tue | N      | vs SF  | L        | 7-4 (11)                | Álvarez / BELLATTI (1-2)               | 20,927  | 25        | 708,608    | 4:52 | 3    | 12.5  | 21-29  |
| 51     | 6/1  | Wed | N      | vs SF  | W        | 6-5                     | NOLA (3-4) / Garcia / KNEBEL (9)       | 22,213  | 26        | 730,821    | 3:02 | 3    | 12.5  | 22-29  |
| 52     | 6/3  | Fri | N      | vs LAA | W        | 10-0                    | EFLIN (2-4) / Silseth                  | 28,721  | 27        | 759,542    | 2:41 | 3    | 11.0  | 23-29  |
| 53     | 6/4  | Sat | N      | vs LAA | W        | 7-2                     | WHEELER (4-3) / Lorenzen               | 36,313  | 28        | 795,855    | 3:05 | 3    | 11.0  | 24-29  |
| 54     | 6/5  | Sun | D      | vs LAA | W        | 9-7                     | KNEBEL (2-4) / Iglesias                | 34,801  | 29        | 830,656    | 3:57 | 3    | 11.0  | 25-29  |
| 55     | 6/7  | Tue | N      | at MIL | W        | 3-2                     | BROGDON (1-0) / Hader / KNEBEL (10)    | 27,109  |           |            | 3:00 | 3    | 10.5  | 26-29  |
| 56     | 6/8  | Wed | N      | at MIL | W        | 10-0                    | NOLA (4-4) / Houser                    | 29,353  |           |            | 2:50 | 3    | 9.5   | 27-29  |
| 57     | 6/9  | Thu | D      | at MIL | W        | 8-3                     | DOMÍNGUEZ (3-1) / Burnes               | 27,306  |           |            | 4:01 | 3    | 9.0   | 28-29  |
| 58     | 6/10 | Fri | N      | vs ARI | W        | 7-5                     | GIBSON (4-2) / Gallen / KNEBEL (11)    | 37,423  | 30        | 868,079    | 3:24 | 3    | 9.0   | 29-29  |
| 59     | 6/11 | Sat | D      | vs ARI | W        | 4-0                     | WHEELER (5-3) / Bumgarner              | 30,820  | 31        | 898,899    | 2:56 | 3    | 8.0   | 30-29  |
| 60     | 6/12 | Sun | D      | vs ARI | L        | 13-1                    | Weaver / SUÁREZ (4-4)                  | 41,218  | 32        | 940,117    | 3:50 | 3    | 9.0   | 30-30  |
| 61     | 6/13 | Mon | N      | vs MIA | W        | 3-2                     | DOMÍNGUEZ (4-1) / Bass                 | 22,701  | 33        | 962,818    | 2:59 | 3    | 8.5   | 31-30  |
| 62     | 6/14 | Tue | N      | vs MIA | L        | 11-9                    | Okert / KNEBEL (2-5) / Scott           | 28,073  | 34        | 990,891    | 3:54 | 3    | 9.5   | 31-31  |
| 63     | 6/15 | Wed | D      | vs MIA | W        | 3-1                     | BROGDON (2-0) / Scott                  | 24,726  | 35        | 1,015,617  | 3:12 | 3    | 8.5   | 32-31  |
| 64     | 6/16 | Thu | N      | at WSH | W        | 10-1                    | WHEELER (6-3) / Corbin                 | 19,944  |           |            | 3:02 | 3    | 8.5   | 33-31  |
| 65     | 6/17 | Fri | D      | at WSH | W        | 5-3                     | SUÁREZ (5-4) / Adon / HAND (2)         | 15,501  |           |            | 3:32 | 3:32 |       | 34-31  |
| 66     |      | N   | at WSH | W      | 8-3 (10) | ALVARADO (1-1) / Cishek | 24,785                                 |         |           | 3:45       | 3    | 8.0  | 35-31 |        |
| 67     | 6/18 | Sat | D      | at WSH | W        | 2-1 (10)                | HAND (2-1) / Garrett / DOMÍNGUEZ (1)   | *42,730 |           |            | 3:48 | 3    | 8.0   | 36-31  |
| 68     | 6/19 | Sun | D      | at WSH | L        | 9-3                     | Tetraul / EFLIN (2-5)                  | 32,261  |           |            | 2:57 | 3    | 8.0   | 36-32  |
| 69     | 6/21 | Tue | N      | at TEX | L        | 7-0                     | Perez / GIBSON (4-3)                   | 29,153  |           |            | 3:06 | 3    | 8.5   | 36-33  |
| 70     | 6/22 | Wed | D      | at TEX | L        | 4-2                     | Gray / WHEELER (6-4) / Barlow          | 20,704  |           |            | 3:12 | 3    | 8.5   | 36-34  |
| 71     | 6/23 | Thu | N      | at SD  | W        | 6-2                     | SUÁREZ (6-4) / Musgrove                | *40,355 |           |            | 2:38 | 3    | 8.0   | 37-34  |
| 72     | 6/24 | Fri | N      | at SD  | L        | 1-0                     | Crismatt / NOLA (4-5) / Rogers         | 38,980  |           |            | 3:05 | 3    | 9.0   | 37-35  |
| 73     | 6/25 | Sat | N      | at SD  | W        | 4-2                     | EFLIN (3-5) / Snell / DOMÍNGUEZ (2)    | 37,467  |           |            | 2:59 | 3    | 9.0   | 38-35  |
| 74     | 6/26 | Sun | D      | at SD  | W        | 8-5                     | NELSON (2-1) / Crismatt / BELLATTI (1) | *41,620 |           |            | 3:19 | 3    | 8.0   | 39-35  |
| 75     | 6/28 | Tue | N      | at ATL | L        | 5-3                     | McHugh / BELLATTI (1-3) / Minter       | 27,725  | 36        | 1,043,342  | 3:18 | 3    | 8.0   | 39-36  |
| 76     | 6/29 | Wed | N      | at ATL | L        | 4-1                     | Wright / SUÁREZ (6-5) / Smith          | 25,621  | 37        | 1,068,963  | 2:47 | 3    | 8.0   | 39-37  |
| 77     | 6/30 | Thu | N      | vs ATL | W        | 14-4                    | NOLA (5-5) / Anderson                  | 30,131  | 38        | 1,099,094  | 2:58 | 3    | 7.5   | 40-37  |
| 78     | 7/1  | Fri | N      | vs STL | W        | 5-3                     | ALVARADO (2-1) / Mikolas / HAND (3)    | 36,077  | 39        | 1,135,171  | 3:20 | 3    | 7.5   | 41-37  |
| 79     | 7/2  | Sat | D      | vs STL | L        | 7-6                     | Helsley / DOMÍNGUEZ (4-2)              | 27,657  | 40        | 1,162,828  | 4:05 | 3    | 7.5   | 41-38  |
| 80     | 7/3  | Sun | N      | vs STL | W        | 4-0                     | WHEELER (7-4) / Wainwright             | *44,225 | 41        | 1,207,053  | 3:03 | 3    | 7.5   | 42-38  |

# 2022 DAY BY DAY

| GAME # | DATE | DAY | D/N | CLUB   | W-L | SCORE    | WP / LP / SAVE                                | ATTEND  | HOME DATE | HOME TOTAL | TIME      | POS       | GA/GB | RECORD |       |       |
|--------|------|-----|-----|--------|-----|----------|---|---------|-----------|------------|-----------|-----------|-------|--------|-------|-------|
| 81     | 7/5  | Tue | N   | vs WSH | W   | 11-0     | SÁNCHEZ (1-1) / Espino                        | 20,217  |           | 42         | 1,227,270 | 3:03      | 3     | 7.0    | 43-38 |       |
| 82     | 7/6  | Wed | N   | vs WSH | L   | 3-2      | Gray / NOLA (5-6) / Rainey                    | 22,369  | 43        | 1,249,639  | 2:57      | 3         | 8.0   | 43-39  |       |       |
| 83     | 7/7  | Thu | N   | vs WSH | W   | 5-3      | NELSON (3-1) / Adon / DOMÍNGUEZ (3)           | 22,104  | 44        | 1,271,743  | 2:56      | 3         | 8.0   | 44-39  |       |       |
| 84     | 7/8  | Fri | N   | at STL | W   | 2-0      | WHEELER (8-4) / Wainwright / HAND (4)         | 41,100  |           |            | 2:23      | 3         | 7.0   | 45-39  |       |       |
| 85     | 7/9  | Sat | D   | at STL | W   | 1-0      | ALVARADO (3-1) / Gallegos / KNEBEL (12)       | 41,853  |           |            | 2:58      | 3         | 7.0   | 46-39  |       |       |
| 86     | 7/10 | Sun | D   | at STL | L   | 4-3      | Hicks / DOMÍNGUEZ (4-3) / Helsey              | 36,112  |           |            | 3:09      | 3         | 7.0   | 46-40  |       |       |
| 87     | 7/11 | Mon | N   | at STL | L   | 6-1      | Mikolas / NOLA (5-7)                          | 34,399  |           |            | 2:41      | 3         | 8.0   | 46-41  |       |       |
| 88     | 7/12 | Tue | N   | at TOR | L   | 4-3      | Berrios / FAMILIA (1-1) / Romano              | 32,795  |           |            | 2:52      | 3         | 8.0   | 46-42  |       |       |
| 89     | 7/13 | Wed | N   | at TOR | L   | 8-2      | Stripling / WHEELER (8-5)                     | 30,853  |           |            | 2:31      | 3         | 9.0   | 46-43  |       |       |
| 90     | 7/15 | Fri | N   | at MIA | W   | 2-1      | GIBSON (5-3) / Alcántara / DOMÍNGUEZ (4)      | 10,193  |           |            | 3:04      | 3         | 9.0   | 47-43  |       |       |
| 91     | 7/16 | Sat | D   | at MIA | W   | 10-0     | SUÁREZ (7-5) / Meyer                          | 13,497  |           |            | 2:52      | 3         | 9.0   | 48-43  |       |       |
| 92     | 7/17 | Sun | D   | at MIA | W   | 4-0      | NOLA (6-7) / Rogers / ALVARADO (1)            | 12,450  |           |            | 2:42      | 3         | 8.5   | 49-43  |       |       |
| 93     | 7/22 | Fri | N   | vs CHI | L   | 15-2     | Steele / GIBSON (5-4)                         | 27,775  | 45        | 1,299,518  | 3:28      | 3         | 8.5   | 49-44  |       |       |
| 94     | 7/23 | Sat | N   | vs CHI | L   | 6-2 (10) | Robertson / ALVARADO (3-2)                    | 38,542  | 46        | 1,338,060  | 3:36      | 3         | 8.5   | 49-45  |       |       |
| 95     | 7/24 | Sun | D   | vs CHI | L   | 4-3      | Smyly / FALTER (0-3) / Robertson              | 29,079  | 47        | 1,367,139  | 2:50      | 3         | 9.5   | 49-46  |       |       |
| 96     | 7/25 | Mon | N   | vs ATL | W   | 6-4      | BELLATTI (2-3) / Minter / DOMÍNGUEZ (5)       | 25,452  | 48        | 1,392,591  | 3:16      | 3         | 9.0   | 50-46  |       |       |
| 97     | 7/26 | Tue | N   | vs ATL | L   | 6-3      | Strider / NOLA (6-8) / Jansen                 | 27,486  | 49        | 1,420,077  | 3:10      | 3         | 10.0  | 50-47  |       |       |
| 98     | 7/27 | Wed | D   | vs ATL | W   | 7-2      | GIBSON (6-4) / Morton                         | 29,038  | 50        | 1,449,115  | 2:54      | 3         | 10.0  | 51-47  |       |       |
| 99     | 7/28 | Thu | N   | at PIT | W   | 8-7      | WHEELER (9-5) / Thompson / DOMÍNGUEZ (6)      | 20,701  |           |            | 3:11      | 3         | 9.5   | 52-47  |       |       |
| 100    | 7/29 | Fri | N   | at PIT | W   | 4-2 (10) | DOMÍNGUEZ (5-3) / Underwood Jr. / BROGDON (1) | 26,946  |           |            | 3:30      | 3         | 9.5   | 53-47  |       |       |
| 101    | 7/30 | Sat | N   | at PIT | W   | 2-1 (10) | KNEBEL (3-5) / De Los Santos                  | 38,781  |           |            | 2:54      | 3         | 9.5   | 54-47  |       |       |
| 102    | 7/31 | Sun | D   | at PIT | W   | 8-2      | NOLA (7-8) / Brubaker                         | 19,322  |           |            | 3:07      | 3         | 9.5   | 55-47  |       |       |
| 103    | 8/2  | Tue | N   | at ATL | L   | 13-1     | Strider / NELSON (3-2)                        | 38,932  |           |            | 3:27      | 3         | 10.0  | 55-48  |       |       |
| 104    | 8/3  | Wed | D   | at ATL | W   | 3-1      | WHEELER (10-5) / McHugh / ROBERTSON (15)      | 30,380  |           |            | 2:40      | 3         | 10.0  | 56-48  |       |       |
| 105    | 8/4  | Thu | N   | vs WSH | W   | 5-4 (5)  | SYNDERGAARD (6-8) / Espino                    | 35,393  | 51        | 1,484,508  | 1:39      | 3         | 10.0  | 57-48  |       |       |
| 106    | 8/5  | Fri | N   | vs WSH | W   | 7-2      | GIBSON (7-4) / Gray                           | 22,024  | 52        | 1,506,532  | 2:46      | 3         | 9.0   | 58-48  |       |       |
| 107    | 8/6  | Sat | N   | vs WSH | W   | 11-5     | SUÁREZ (8-5) / Corbin                         | 27,078  | 53        | 1,533,610  | 3:39      | 3         | 9.5   | 59-48  |       |       |
| 108    | 8/7  | Sun | D   | vs WSH | W   | 13-1     | NOLA (8-8) / Abbott                           | 28,672  | 54        | 1,562,282  | 3:19      | 3         | 9.5   | 60-48  |       |       |
| 109    | 8/9  | Tue | N   | vs MIA | W   | 4-1      | WHEELER (11-5) / Garrett / DOMÍNGUEZ (7)      | 22,087  | 55        | 1,584,369  | 2:46      | 3         | 10.0  | 61-48  |       |       |
| 110    | 8/10 | Wed | N   | vs MIA | W   | 4-3      | BELLATTI (3-3) / Alcántara / DOMÍNGUEZ (8)    | 23,021  | 56        | 1,607,390  | 2:38      | 3         | 10.0  | 62-48  |       |       |
| 111    | 8/11 | Thu | D   | vs MIA | L   | 3-0      | Cabrera / GIBSON (7-5) / Scott                | 25,444  | 57        | 1,632,834  | 3:07      | 3         | 10.5  | 62-49  |       |       |
| 112    | 8/12 | Fri | N   | at NYM | W   | 2-1 (10) | DOMÍNGUEZ (6-3) / Givens / ROBERTSON (16)     | 38,467  |           |            | 2:54      | 3         | 9.5   | 63-49  |       |       |
| 113    | 8/13 | Sat | N   | at NYM | L   | 1-0      | deGrom / NOLA (8-9) / Diaz                    | *43,857 |           |            | 2:24      | 3         | 10.5  | 63-50  |       |       |
| 114    | 8/14 | Sun | D   | at NYM | L   | 6-0      | Bassitt / WHEELER (11-6)                      | 40,513  |           |            | 3:22      | 3         | 11.5  | 63-51  |       |       |
| 115    | 8/15 | Mon | N   | at CIN | W   | 4-3      | SYNDERGAARD (7-8) / Minor / DOMÍNGUEZ (9)     | 14,635  |           |            | 2:53      | 3         | 10.5  | 64-51  |       |       |
| 116    | 8/16 | Tue | N   | at CIN | W   | 11-4     | GIBSON (8-5) / Zeuch                          | 17,074  |           |            | 3:20      | 3         | 9.5   | 65-51  |       |       |
| 117    | 8/17 | Wed | D   | at CIN | L   | 1-0      | Diaz / DOMÍNGUEZ (6-4)                        | 13,622  |           |            | 2:27      | 3         | 10.5  | 65-52  |       |       |
| 118    | 8/19 | Fri | N   | vs NYM | L   | 7-2      | Bassitt / NOLA (8-10)                         | *43,176 | 58        | 1,676,010  | 3:28      | 3         | 11.0  | 65-53  |       |       |
| 119    | 8/20 | Sat | D   | vs NYM | L   | 8-2      | Lugo / WHEELER (11-7)                         | 36,809  | 59        | 1,712,819  | 3:42      | 3         | 10.5  | 65-54  |       |       |
| 120    |      |     | N   | vs NYM | W   | 4-1      | FALTER (1-3) / Peterson / ROBERTSON (17)      | 39,374  | 60        | 1,752,193  | 3:23      | 3         | 11.0  | 66-54  |       |       |
| 121    | 8/21 | Sun | D   | vs NYM | L   | 10-9     | May / ROBERTSON (3-1) / Diaz                  | 35,801  | 61        | 1,787,994  | 4:26      | 3         | 12.0  | 66-55  |       |       |
| 122    | 8/22 | Mon | N   | vs CIN | W   | 4-1      | SYNDERGAARD (8-8) / Cessa / BELLATTI (2)      | 19,166  | 62        | 1,807,160  | 2:40      | 3         | 11.0  | 67-55  |       |       |
| 123    | 8/23 | Tue | N   | vs CIN | W   | 7-6      | HAND (3-1) / Diaz                             | 20,220  | 63        | 1,827,380  | 3:12      | 3         | 10.0  | 68-55  |       |       |
| 124    | 8/24 | Wed | N   | vs CIN | W   | 7-5      | SÁNCHEZ (2-1) / Zeuch / ROBERTSON (18)        | 24,400  | 64        | 1,851,780  | 3:16      | 3         | 9.5   | 69-55  |       |       |
| 125    | 8/25 | Thu | N   | vs CIN | W   | 4-0      | NOLA (9-10) / Dunn                            | 21,123  | 65        | 1,872,903  | 2:36      | 3         | 9.5   | 70-55  |       |       |
| 126    | 8/26 | Fri | N   | vs PIT | W   | 7-4      | FALTER (2-3) / Wilson / HAND (5)              | 30,546  | 66        | 1,903,449  | 2:55      | 3         | 9.5   | 71-55  |       |       |
| 127    | 8/27 | Sat | N   | vs PIT | W   | 6-0      | GIBSON (9-5) / Beede                          | 37,105  | 67        | 1,940,554  | 2:59      | 3         | 9.5   | 72-55  |       |       |
| 128    | 8/28 | Sun | D   | vs PIT | L   | 5-0      | Contreras / SYNDERGAARD (8-9)                 | 30,355  | 68        | 1,970,909  | 2:51      | 3         | 9.5   | 72-56  |       |       |
| 129    | 8/29 | Mon | N   | at ARI | L   | 13-7     | Frias / SÁNCHEZ (2-2)                         | 18,594  |           |            | 3:35      | 3         | 10.0  | 72-57  |       |       |
| 130    | 8/30 | Tue | N   | at ARI | L   | 12-3     | Gallen / NOLA (9-11)                          | 16,873  |           |            | 2:59      | 3         | 10.0  | 72-58  |       |       |
| 131    | 8/31 | Wed | N   | at ARI | W   | 18-2     | FALTER (3-3) / Henry                          | 13,690  |           |            | 3:26      | 3         | 10.0  | 73-58  |       |       |
| 132    | 9/2  | Fri | N   | at SF  | L   | 13-1     | Cobb / GIBSON (9-6)                           | 32,840  |           |            | 3:05      | 3         | 11.5  | 73-59  |       |       |
| 133    | 9/3  | Sat | D   | at SF  | L   | 5-4      | Littell / HAND (3-2) / Doval                  | *40,010 |           |            | 3:33      | 3         | 11.5  | 73-60  |       |       |
| 134    | 9/4  | Sun | D   | at SF  | L   | 5-3      | Doval / ROBERTSON (3-2)                       | *41,189 |           |            | 3:10      | 3         | 11.5  | 73-61  |       |       |
| 135    | 9/6  | Tue | N   | vs MIA | W   | 3-2      | ROBERTSON (4-2) / Nance                       | 17,145  | 69        | 1,988,054  | 3:06      | 3         | 10.5  | 74-61  |       |       |
| 136    | 9/7  | Wed | N   | vs MIA | W   | 4-3      | FALTER (4-3) / Rogers / BROGDON (2)           | 17,755  | 70        | 2,005,809  | 3:02      | 3         | 11.0  | 75-61  |       |       |
| 137    | 9/8  | Thu | N   | vs MIA | L   | 6-5      | Floro / ROBERTSON (4-3)                       | 19,073  | 71        | 2,024,882  | 3:04      | 3         | 11.5  | 75-62  |       |       |
| 138    | 9/9  | Fri | N   | vs WSH | W   | 5-3      | SYNDERGAARD (9-9) / Corbin / NELSON (1)       | 22,304  | 72        | 2,047,186  | 2:39      | 3         | 11.0  | 76-62  |       |       |
| 139    | 9/10 | Sat | N   | vs WSH | W   | 8-5      | SUÁREZ (9-5) / Fedde                          | 37,185  | 73        | 2,084,371  | 3:15      | 3         | 10.5  | 77-62  |       |       |
| 140    | 9/11 | Sun | D   | vs WSH | W   | 7-5      | ALVARADO (4-2) / Finnegan / ROBERTSON (19)    | 23,802  | 74        | 2,108,173  | 3:29      | 3         | 10.5  | 78-62  |       |       |
| 141    | 9/13 | Tue | N   | at MIA | W   | 2-1      | FALTER (5-3) / Alcántara / ROBERTSON (20)     | 5,801   |           |            | 2:34      | 3         | 9.0   | 79-62  |       |       |
| 142    | 9/14 | Wed | N   | at MIA | W   | 6-1      | GIBSON (10-6) / Cabrera                       | 5,632   |           |            | 3:12      | 3         | 8.0   | 80-62  |       |       |
| 143    | 9/15 | Thu | N   | at MIA | L   | 5-3      | López / SYNDERGAARD (9-10) / Floro            | 7,877   |           |            | 3:02      | 3         | 9.0   | 80-63  |       |       |
| 144    | 9/16 | Fri | N   | at ATL | L   | 7-2      | Chavez / DOMÍNGUEZ (6-5)                      | *42,578 |           |            | 3:15      | 3         | 10.0  | 80-64  |       |       |
| 145    | 9/17 | Sat | N   | at ATL | L   | 4-3      | Lee / NOLA (9-12) / Jansen                    | *42,542 |           |            | 3:18      | 3         | 11.0  | 80-65  |       |       |
| 146    | 9/18 | Sun | D   | at ATL | L   | 5-2      | Strider / BROGDON (2-1)                       | *42,015 |           |            | 3:06      | 3         | 12.0  | 80-66  |       |       |
| 147    | 9/20 | Tue | N   | vs TOR | L   | 18-11    | Pop / GIBSON (10-7)                           | 21,129  |           |            | 75        | 2,129,302 | 3:41  | 3      | 13.5  | 80-67 |
| 148    | 9/21 | Wed | N   | vs TOR | W   | 4-3 (10) | BELLATTI (4-3) / Cimber                       | 29,363  |           |            | 76        | 2,158,665 | 4:08  | 3      | 12.5  | 81-67 |
| 149    | 9/22 | Thu | N   | vs ATL | W   | 1-0      | SUÁREZ (10-5) / Fried / ALVARADO (2)          | 21,276  |           |            | 77        | 2,179,941 | 3:08  | 3      | 12.0  | 82-67 |
| 150    | 9/23 | Fri | N   | vs ATL | W   | 9-1      | NOLA (10-12) / Odorizzi                       | 28,013  |           |            | 78        | 2,207,954 | 3:20  | 3      | 12.0  | 83-67 |
| 151    | 9/24 | Sat | D   | vs ATL | L   | 6-3      | Wright / FALTER (5-4) / Jansen                | 36,692  |           |            | 79        | 2,244,646 | 3:22  | 3      | 12.0  | 83-68 |
| 152    | 9/25 | Sun | D   | vs ATL | L   | 8-7 (11) | Stephens / BELLATTI (4-4)                     | 32,090  |           |            | 80        | 2,276,736 | 4:09  | 3      | 13.0  | 83-69 |
| 153    | 9/27 | Tue | N   | at CHI | L   | 2-1      | Stroman / BROGDON (2-2) / Rodríguez           | 32,069  |           |            | 2:15      | 3         | 13.0  | 83-70  |       |       |
| 154    | 9/28 | Wed | N   | at CHI | L   | 4-2      | Wesneski / NOLA (10-13) / Rodríguez           | 29,368  |           |            | 2:59      | 3         | 14.0  | 83-71  |       |       |
| 155    | 9/29 | Thu | D   | at CHI | L   | 2-0      | Assad / SUÁREZ (10-6) / Thompson              | 23,425  |           |            | 2:55      | 3         | 14.5  | 83-72  |       |       |
| 156    | 9/30 | Fri | N   | at WSH | W   | 5-1      | FALTER (6-4) / Fedde                          | 24,682  |           |            | 3:17      | 3         | 13.5  | 84-72  |       |       |
| 157    | 10/1 | Sat | D   | at WSH | L   | 13-4     | Sanchez / GIBSON (10-8)                       | 29,808  |           |            | 2:58      | 3         | 14.0  | 84-73  |       |       |
| 158    |      |     | N   | at WSH | W   | 8-2      | SYNDERGAARD (10-10) / Romero / SÁNCHEZ (1)    | 36,841  |           |            | 2:49      | 3         | 13.5  | 85-73  |       |       |
| 159    | 10/2 | Sun | D   | at WSH | W   | 8-1 (6)  | WHEELER (12-7) / Corbin                       | 32,779  |           |            | 2:20      | 3         | 14.0  | 86-73  |       |       |
| 160    | 10/3 | Mon | N   | at HOU | W   | 3-0      | NOLA (11-13) / McCullers Jr. / EFLIN (1)      | 32,324  |           |            | 2:59      | 3         | 13.0  | 87-73  |       |       |
| 161    | 10/4 | Tue | N   | at HOU | L   | 10-0     | Verlander / SUÁREZ (10-7)                     | 32,032  |           |            | 3:01      | 3         | 14.0  | 87-74  |       |       |
| 162    | 10/5 | Wed | D   | at HOU | L   | 3-2      | Valdez / PLASSMEYER (0-1) / Pressly           | 32,432  |           |            | 2:49      | 3         | 14.0  | 87-75  |       |       |

\* Sellout

2022 REVIEW

## HIGHS & LOWS

### TEAM BATTING

**Most runs, game, Phillies:** 18 – 8/31 at ARI  
**Most runs, game, opponent:** 18 – 9/20 vs TOR  
**Most runs, inning, Phillies:** 7 – 3 times, last: 8/31 at ARI (8th)  
**Most runs, inning, opponent:** 7 – 5/5 vs NYM (9th)  
**Most hits, game, Phillies:** 24 – 8/31 at ARI  
**Most hits, game, opponent:** 21 – 9/20 vs TOR  
**Most hits, inning, Phillies:** 7 – 2 times, last: 7/31 at PIT (5th)  
**Most hits, inning, opponent:** 8 – 5/5 vs NYM (9th)  
**Most doubles, game, Phillies:** 6 – 8/31 at ARI  
**Most doubles, game, opponent:** 7 – 9/20 vs TOR  
**Most triples, game, Phillies:** 2 – 3 times, last: 8/6 vs WSH  
**Most triples, game, opponent:** 3 – 8/28 vs PIT  
**Most home runs, game, Phillies:** 5 – 5 times, last: 10/1 at WSH (gm 2)  
**Most home runs, game, opponent:** 5 – 7/2 vs STL  
**Most extra-base hits, Phillies:** 9 – 7/16 at MIA  
**Most extra-base hits, opponent:** 10 – 9/20 vs TOR  
**Most stolen bases, Phillies:** 6 – 9/30 at WSH  
**Most stolen bases, opponent:** 2 – 14 times, last: 9/9 vs WSH  
**Most sacrifice flies, Phillies:** 2 – 6 times, last: 9/23 vs ATL  
**Most sacrifice flies, opponent:** 2 – 5 times, last: 5/28 at NYM  
**Most sacrifice hits, Phillies:** 1 – multiple times  
**Most sacrifice hits, opponent:** 1 – multiple times  
**Most walks, Phillies:** 8 – 3 times, last: 9/24 at ATL  
**Most walks, opponent:** 11 – 6/12 vs ARI  
**Most strikeouts, Phillies:** 16 – 2 times, last: 7/6 vs WSH  
**Most strikeouts, opponent:** 15 – 7/1 vs STL  
**Most left on base, Phillies:** 14 – 5/31 vs SF  
**Most left on base, opponent:** 14 – 9/21 vs TOR

### INDIVIDUAL BATTING

**Most runs, game:** 3 – 17 times, last: Schwarber, 9/25 vs ATL  
**Most hits, game:** 5 – 2 times: Realmuto, 9/20 vs TOR and Vierling, 9/21 vs TOR  
**Most doubles, game:** 3 – Realmuto, 6/4 vs LAA  
**Most triples, game:** 1 – multiple times  
**Most home runs, game:** 2 – 18 times, last: Schwarber, 10/3 at HOU  
**Most extra-base hits, game:** 3 – 4 times, last: Castellanos, 8/16 at CIN  
**Most RBI, game:** 6 – 2 times, Hoskins, 6/14 vs MIA and Bohm, 8/21 vs NYM  
**Most walks, game:** 3 – 5 times, last: Schwarber, 6/14 vs MIA  
**Most sacrifice flies, game:** 2 – 2 times, Bohm, 4/16 at MIA and Vierling, 7/2 vs STL  
**Most sacrifice hits, game:** 1 – multiple players  
**Most hit-by-pitch, game:** 2 – Hoskins, 6/5 vs LAA  
**Most stolen bases, game:** 3 – Realmuto, 9/30 at WSH  
**Most caught stealing, game:** 1 – multiple times  
**Longest hit streak:** 14 games – 2 times: Bohm, 7/8-29 and Castellanos, 8/11-24  
**Longest HR streak:** 4 games – Hoskins, 8/4-7  
**Longest on-base streak:** 31 games – Schwarber, 5/26-6/28  
**Longest RBI streak:** 5 games – 2 times, Realmuto, 8/22-27 and Harper, 9/23-28  
**Longest run scored streak:** 8 games – Segura, 5/8 (gm 1)-15  
**Longest walk streak:** 6 games – Schwarber, 6/14-18  
**Longest stolen base streak:** 3 games – Harper, 5/9-11  
**Hit for the cycle:** N/A  
**Steal of home:** Harper, 4/16 at MIA and Schwarber, 10/1 at WSH (gm 2)

### INDIVIDUAL PITCHING

**Most innings, game, starter:** 9.0 – Nola, 8/25 vs CIN  
**Most innings, game, reliever:** 6.0 – Plassmeyer, 10/5 at HOU  
**Most strikeouts, game, starter:** 12 – Effin, 5/22 vs LAD  
**Most strikeouts, game, reliever:** 6 – Plassmeyer, 10/5 at HOU  
**Most walks, game, starter:** 5 – Gibson, 4/30 at NYM  
**Most walks, game, reliever:** 3 – 6 times, last: Bellatti, 9/15 at MIA  
**Most home runs allowed, game:** 4 – Gibson, 7/2 vs STL  
**Most complete games:** 2 – Nola, 8/25 vs CIN and 8/13 at NYM  
**Most shutouts:** 1, Nola, 8/25 vs CIN  
**Low-hit complete game:** 4 – Nola, 8/13 at NYM  
**Longest scoreless streak, starter:** 19.1 inn. – Wheeler, 6/28-7/13  
**Longest scoreless streak, reliever:** 14.1 inn. – Knebel, 6/22-7/30  
**Longest winning streak, starter:** 6 games – Wheeler, 4/28-6/16  
**Longest winning streak, reliever:** 3 games – 2 times, last: Alvarado, 6/17-7/9  
**Longest losing streak, starter:** 4 games – Nola, 4/13-5/10  
**Longest losing streak, reliever:** 3 games – 2 times, last: Bellatti, 5/30-6/28  
**Longest saves streak:** 9 games – Domínguez, 6/18-8/15

### TEAM & INDIVIDUAL FIELDING

**Most errors, game, team:** 4 – 5/10 at SEA  
**Most errors, game, individual:** 3 – Bohm, 4/11 vs NYM  
**Most double plays turned, game, Phillies:** 3 – 2 times, last: 5/4 vs TEX  
**Most double plays turned, game, opponent:** 4 – 2 times, last: 9/9 vs WSH  
**Last triple play turned, Phillies:** N/A  
**Most outfield assists, team:** 1 – 22 times, last: 10/5 at HOU  
**Most outfield assists, individual:** 1 – 22 times, last: Vierling, 10/5 at HOU  
**Most catcher caught stealing, team:** 2 – 4 times, last: 9/30 at WSH  
**Most catcher caught stealing, individual:** 2 – 3 times, last: Realmuto, 9/6 vs MIA

### TEAM MISCELLANEOUS

**Longest winning streak:** 9 games – 6/1-11  
**Longest losing streak:** 5 games – 3 times, last: 9/24-29  
**Longest game, innings:** 11.0 inn. – 2 times: 9/25 vs ATL and 5/31 vs SF  
**Longest game, time (9 inn.):** 4:26 – 8/21 vs NYM  
**Longest game, time (extra inn.):** 4:52 – 5/31 vs SF  
**Longest delay:** 3:36 – 9/11 vs WSH  
**Shortest game, innings:** 5.0 inn. – 8/4 vs WSH  
**Shortest game, time (9 inn.):** 2:16 – 9/27 at CHI  
**Shortest game, time (less than 9 inn.):** 1:39 – 8/4 vs WSH  
**Largest margin of victory:** 16 runs – 8/31 at ARI (18-2)  
**Largest margin of defeat:** 13 runs – 7/22 vs CHI (15-2)  
**Come-from-behind wins:** 37 – last: 9/21 vs TOR (4-3)  
**Largest deficit overcome:** 5 runs – 2 times, last: 7/2 vs STL  
**Walk-off wins:** 7, last: 9/21 vs TOR (4-3)  
**Extra-inning games:** 8-6, last: 9/25 vs ATL (L, 8-7 in 11.0 inn.)  
**One-run games:** 22-24 – last: 10/5 at HOU (L, 3-2)  
**Shutout wins:** 15 – last: 10/3 at HOU (3-0)  
**Shutout losses:** 14 – last: 10/4 at HOU (10-0)  
**Most games above .500:** 18 – 9/14 at MIA (80-62)  
**Most games under .500:** 8 – 5/31 vs SF (21-29)  
**Doubleheader record:** 1-0-3  
**Largest crowd (CBP):** 44,232 – 4/8 vs OAK  
**Largest crowd (road):** 51,869 – 5/15 at LAD  
**Phillies replay challenges/overturned:** 57/26



# HISTORY





## PHILLIES TEAM HISTORY

Philadelphia, a city rich in history and tradition, has played an integral part in professional baseball's history.

The city had several teams of different nicknames as far back as the 1860s, including a team called the Athletics in the National Association, a league that folded in 1875. Several of the stronger teams, including the Athletics, formed the National League, as it is still known today. The other charter members were the Boston Red Caps, Chicago White Stockings, Cincinnati Red Stockings, St. Louis Brown Stockings, Hartford Dark Blues, New York Mutuals and Louisville Grays.

The very first National League game was played in Philadelphia on April 22, 1876, at 25th and Jefferson Streets. Boston won, 6-5, before an estimated crowd of 3,000.

Resting in seventh place with a 14-45 record, the Athletics couldn't make their final western trip because of insufficient funds. The team was immediately expelled from the league.

Philadelphia was without a National League franchise until 1883. Following the 1882 season, the Worcester (MA) Brown Stockings were disbanded. The NL wanted a team in Philadelphia so a franchise was awarded to Alfred J. Reach, a former player and Philadelphia sporting goods founder, and attorney Col. John I. Rogers.

Starting a ballclub from scratch, the new owners named the team "Phillies," because they wanted the club to be identified with the city of Philadelphia. The Phillies endure as the oldest, continuous, one-nickname, one-city franchise in all of professional sports, an extraordinary tradition.



Alfred Reach

### FIRST PHILLIES GAME

The Phillies played their first game on May 1, 1883, losing to the Providence Grays, 4-3, at Recreation Park, at 24th Street and Columbia Avenue. The crowd was estimated at 1,200.

It was the start of a tradition in which 2,155 players have put on a Phillies uniform and over 155 million spectators have attended games in the city.

Since none of the players from the Worcester team were part of the sale, the first Phillies roster was made up of ex-minor league players and players from other NL teams. The team finished last, 17-81-1, and total attendance was a reported 55,992.

In 1887, the Phillies moved into a new "magnificent park" at Broad and Huntingdon Streets, which later became known as Baker Bowl (capacity 12,500). An estimated 20,000 fans jammed the park for the first game on April 30, a 15-9 win over the New York Giants.

Starting in 1901, the Phillies shared the Philadelphia baseball scene as the American League was formed. One of the eight AL teams was the Athletics, under manager Connie Mack. Initially, the A's were more successful and popular. A little more than a half-century later, the team was moved to Kansas City, leaving the Phillies as Philadelphia's lone major league ballclub.

The Phillies' first championship came in 1915 when Pat Moran, a former reserve catcher with the Phillies, led them to the pennant in his first year as manager. Grover Cleveland Alexander, a 31-game winner, won the first World Series game against the Boston Red Sox, who then swept the next four games. Woodrow Wilson became the first president to throw out the first ball at a World Series game. The historic moment took place prior to Game 2, Oct. 9, 1915, in Philadelphia.

Alexander was one of three future Hall of Famers on the 1915 pennant-winners. Left-handed pitcher Eppa Rixey and shortstop Dave "Beauty" Bancroft were the others.

The A's, under the stability of one owner, the Shibe family and later Mack, continued to do well, winning back-to-back World Championships in 1929-30. The Phillies, meanwhile, struggled for years under numerous owners, but had a star in outfielder Chuck Klein. The future Hall of Famer began a brilliant career with the Phillies in 1928.

Baker Bowl, once a magnificent ballpark, began to deteriorate. Following 51 years in that park, the Phillies moved to Shibe Park, the home of the A's, on July 4, 1938. In 1953, Shibe Park was renamed Connie Mack Stadium in honor of the A's longtime manager. Following 11 eighth-place finishes in 23 seasons, the A's left town after the 1954 season. The Phillies continued to play their home games in Connie Mack Stadium through 1970.

### CARPENTER ERA BEGINS

Perhaps the most significant move in Phillies history came when the Carpenter family of du Pont wealth in Wilmington, Del., bought the team on Nov. 23, 1943, for an estimated \$400,000.

In an effort to stimulate more interest in the club, Bob Carpenter Jr., the new president, announced a contest was being held to find a nickname for the Phillies. The name Blue Jays was chosen from among 623 suggestions.

Although it still maintained the official Phillies title, the club was known as the Blue Jays for the 1944 and 1945 seasons. The new name was used heavily during that time, but usage began to drop off in the following years and the Blue Jays name never appeared in the newspapers after 1947.

When Carpenter took over as president, he began to pour money into building a minor league system. The efforts paid off rather quickly when a young team nicknamed the Whiz Kids won the 1950 pennant. Dick Sisler hit a dramatic three-run homer in the 10th inning at Ebbets Field to sink the Brooklyn Dodgers, 4-1, on the last day of the season. Unfortunately, a world title eluded the Phillies as they were swept by the New York Yankees in four games. The Whiz Kids had two players that would eventually be enshrined in Cooperstown, pitcher Robin Roberts and outfielder Richie Ashburn.

Eddie Sawyer's young club was expected to be a force for a few years but a third-place tie in 1953 was the best they could do.

As early as that year, a new stadium in Philadelphia was envisioned by Mayor Richardson Dilworth. Fourteen years and many disagreements later, ground was broken for Veterans Stadium, which finally opened on April 10, 1971, with the Phillies defeating the Montreal Expos, 4-1.



Pat Moran



Robin Roberts, Eddie Sawyer and Richie Ashburn

## PHILLIES TEAM HISTORY

Under the leadership of Ruly Carpenter, who replaced his dad as club president in 1972, and General Manager Paul Owens, the Phillies dominated the National League East in the mid-1970s. They won three consecutive division titles starting in 1976, but couldn't get over the hump until 1980, a year after they signed free agent Pete Rose.

Led by manager Dallas Green, the Phillies made it to the World Series that year by defeating the Houston Astros in a gut-wrenching National League Championship Series. Sisler's historic homer in 1950 was replaced as the greatest moment in Phillies history at precisely 11:29 p.m. on Tuesday, Oct. 21, 1980, when Tug McGraw struck out Kansas City's Willie Wilson to give the franchise its first World Championship.

The powerful Phillies teams of that era were anchored by two future Hall of Famers, Steve Carlton, the first pitcher to win four Cy Young Awards, and third baseman Mike Schmidt, a three-time MVP.



*Paul Owens, Dallas Green and Ruly Carpenter*

### CARPENTER FAMILY SELLS

The end of a different era occurred after the 1981 season. Citing escalating player salaries, the Carpenter family put the Phillies up for sale. Bill Giles, executive vice president under Ruly Carpenter, and five other partners purchased the team for \$30 million.

In just the second year of this new ownership group, the Phillies won their fifth Eastern Division title in eight years. Adding two veterans, Tony Perez and Joe Morgan, to an experienced team created the nickname Wheeze Kids.

Owens, who went from the front office to manage the team in July, guided the Phillies to their fourth Fall Classic by eliminating the Los Angeles Dodgers in the 1983 NLCS. The Baltimore Orioles, however, won the World Series, 4-1.

The next time the Phillies found themselves in the playoffs was 1993, under manager Jim Fregosi. That club went from a last-place finish the previous year to the division title, leading the NL East for all but one day of the season.

As underdogs, the Phillies defeated the favored Atlanta Braves, 4-2, to make their third World Series appearance in the last 13 years. Fregosi joined Moran, Sawyer, Green and Owens as managers who led the Phillies to an NL pennant and a trip to the Fall Classic. However, a very entertaining World Series abruptly ended with Joe Carter's three-run homer, which gave the Toronto Blue Jays their second consecutive World Championship.

### CITIZENS BANK PARK OPENS

Ten years later, the Phillies family said goodbye to Veterans Stadium through a season-long series of "Field of Memories" events, which culminated with an emotional closing ceremony on Sept. 28, 2003, featuring dozens of current and former Phils. The following season, the Phillies moved into Citizens Bank Park, a state-of-the-art, grass and dirt ballpark. The outfield concourse was christened "Ashburn Alley," named after the Phillies' beloved Hall of Fame outfielder and broadcaster.



After four second-place finishes, the Phillies won the NL East in 2007, their first division title in 14 years. With Charlie Manuel at the helm, the Phillies overcame a seven-game deficit with 17 regular-season games remaining to edge the Mets on the last day of the season. However, they were swept in the first round of the playoffs by the Colorado Rockies.

The following year, the Phillies cemented their place in history by winning their second World Championship. After defeating the Milwaukee Brewers in the Division Series and the Los Angeles Dodgers in the National League Championship Series, Brad Lidge's strikeout of Tampa Bay's Eric Hinske on Oct. 29, 2008, started the biggest block party in the history of Philadelphia. Two days later, an estimated 2 million fans attended the parade down Broad Street. After a stop at Lincoln Financial Field, it culminated with an unforgettable on-field ceremony at Citizens Bank Park, where the Phillies were a perfect 7-0 in the playoffs.

In 2009, the Phillies made their second straight World Series appearance, a first in franchise history. It was the club's fifth appearance in the Fall Classic in 30 years, matching the Cardinals and Braves for the most in the NL during that period of time. The Yankees, who led all clubs with eight World Series appearances in the same time frame, defeated the Phillies, four games to two.

The Phillies recorded a franchise-record 102 victories in 2011 and for the second time in as many seasons, they led the majors in wins, a first in club history. That year also brought the team's run of consecutive division titles to five, tied with the Oakland Athletics and Cleveland Indians for the fourth-longest streak in the Divisional Era (since 1969) among all major league teams, trailing only the Braves (14), Yankees (9) and Dodgers (8).

Fan support at Citizens Bank Park has been strong since the ballpark opened in 2004. Through their first 10 seasons at the ballpark, the club drew better than 3 million fans eight different times, including the record-setting mark of 3,680,718 in 2011. Highlighting that run was a streak of 257 consecutive regular-season sellouts at Citizens Bank Park from July 7, 2009 through Aug. 5, 2012.

From the 1950 pennant-winners to the great 1976-83 era to the 2007-11 run, one theme has been common throughout: homegrown talent. Whether it was Richie Ashburn, Robin Roberts and Del Ennis or Mike Schmidt, Larry Bowa and Greg Luzinski or Chase Utley, Jimmy Rollins and Ryan Howard, the Phillies have largely had their greatest successes relying on their scouting and player development.

One other talented homegrown character is the Phillie Phanatic, who debuted on April 25, 1978. As with the baseball team, the Phanatic, too, is a Philadelphia tradition.



# ALL-TIME ROSTER

Includes all players who have participated in one or more official National League games with the Phillies from 1883-2022, a total of 2,155 players. The most common names in Phillies history have been Miller (14), Smith (12), Johnson (11) and Jones (10).

| A                    |                  |
|----------------------|------------------|
| Abbatichio, Ed       | 1897-98          |
| Abbott, Fred         | 1905             |
| Abbott, Kyle         | 1992-95          |
| Abbott, Paul         | 2004             |
| Abreu, Bobby         | 1998-2006        |
| Acosta, Cy           | 1975             |
| Adams, Bert          | 1915-19          |
| Adams, Bob           | 1931-32          |
| Adams, Buster        | 1943-45; 47      |
| Adams, Mike          | 2013-14          |
| Adams, Terry         | 2002-03; 05      |
| Adduci, Jim          | 1989             |
| Aguiayo, Luis        | 1980-88          |
| Akerfelds, Darrel    | 1990-91          |
| Albright, Jack       | 1947             |
| Aldred, Scott        | 1999-2000        |
| Alexander, Grover    | 1911-17; 30      |
| Alfaro, Jorge        | 2016-18          |
| Alfonseca, Antonio   | 2007             |
| Allen, Bob           | 1890-94          |
| Allen, Bob           | 1937             |
| Allen, Dick          | 1963-69; 75-76   |
| Allen, Ethan         | 1934-36          |
| Allen, Hezekiah      | 1884             |
| Almon, Bill          | 1988             |
| Altamirano, Porfirio | 1982-83          |
| Altherr, Aaron       | 2014-19          |
| Alvarado, José       | 2021-            |
| Alvarez, Clemente    | 2000             |
| Álvarez, Henderson   | 2017             |
| Álvarez, José        | 2019-20          |
| Amaro, Ruben         | 1960-65          |
| Amaro Jr., Ruben     | 1992-93; 96-98   |
| Ames, Leon           | 1919             |
| Andersen, Larry      | 1983-86; 93-94   |
| Anderson, Chase      | 2021             |
| Anderson, Dave       | 1889-90          |
| Anderson, Drew       | 2017-19          |
| Anderson, Harry      | 1957-60          |
| Anderson, John       | 1958             |
| Anderson, Marlon     | 1998-2002        |
| Anderson, Mike       | 1971-75; 79      |
| Anderson, Sparky     | 1959             |
| Andrews, Ed          | 1884-89          |
| Andrews, Fred        | 1976-77          |
| Andrews, Stan        | 1945             |
| Andrus, Bill         | 1937             |
| Antolick, Joe        | 1944             |
| Antonelli, John      | 1945             |
| Appel, Mark          | 2022             |
| Arano, Victor        | 2017-19          |
| Araujo, Elvis        | 2015-16          |
| Arias, Alex          | 1998-2000        |
| Arlett, Buzz         | 1931             |
| Arnovich, Morrie     | 1936-40          |
| Arrieta, Jake        | 2018-20          |
| Asche, Cody          | 2013-16          |
| Ashburn, Richie      | 1948-59          |
| Ashby, Andy          | 1991-92; 2000    |
| Asher, Alec          | 2015-16          |
| Attreau, Dick        | 1926-27          |
| Atwood, Bill         | 1936-40          |
| Aumont, Phillippe    | 2012-15          |
| Averill, Earl        | 1963             |
| Avilán, Luis         | 2018             |
| Aviles, Ramon        | 1979-81          |
| Ayrault, Bob         | 1992-93          |
| Bair, Doug           | 1987             |
| Baird, Doug          | 1919             |
| Baker, Floyd         | 1954-55          |
| Bako, Paul           | 2009             |
| Baldschun, Jack      | 1961-65          |
| Baldwin, Henry       | 1927             |
| Baller, Jay          | 1982; 92         |
| Bancroft, Davey      | 1915-20          |
| Bannister, Alan      | 1974-75          |
| Barajas, Rod         | 2007             |
| Barojas, Salome      | 1988             |
| Barrett, Dick        | 1943-45          |
| Barrett, Tommy       | 1988-89          |
| Barron, Tony         | 1997             |
| Barry, Rich          | 1969             |
| Barry, Shad          | 1901-04          |
| Barry, Thomas        | 1904             |
| Bartell, Dick        | 1931-34          |
| Bashore, Walt        | 1936             |
| Barstado, Antonio    | 2009-14          |
| Bastian, Charlie     | 1885-88; 91      |
| Bateman, John        | 1972             |
| Bates, Bud           | 1939             |
| Bates, Del           | 1970             |
| Bates, John          | 1909-10          |
| Batiste, Kim         | 1991-94          |
| Battle, Howard       | 1996             |
| Baumgartner, Stan    | 1914-16; 21-22   |
| Baumholtz, Frankie   | 1956-57          |
| Bautista, José       | 2018             |
| Beam, Ernie          | 1895             |
| Beato, Pedro         | 2017             |
| Beck, Boom Boom      | 1939-43          |
| Beck, Fred           | 1911             |
| Becker, Beals        | 1913-15          |
| Becker, Bob          | 1897-98          |
| Bedell, Howie        | 1968             |
| Bedrosian, Cam       | 2021             |
| Bedrosian, Steve     | 1986-89          |
| Beebe, Fred          | 1911             |
| Beech, Matt          | 1996-98          |
| Behan, Petie         | 1921-23          |
| Belinsky, Bo         | 1965-66          |
| Bell, David          | 2003-06          |
| Bell, Juan           | 1992-93          |
| Bellatti, Andrew     | 2022             |
| Bender, Chief        | 1916-17          |
| Benedict, Art        | 1883             |
| Benge, Ray           | 1928-32; 36      |
| Benjamin, Mike       | 1996             |
| Benjamin, Stan       | 1939-42          |
| Bennett, Dave        | 1964             |
| Bennett, Dennis      | 1962-64          |
| Bennett, Gary        | 1995-96; 98-01   |
| Bennett, Joe         | 1923             |
| Bennett, Joel        | 1999             |
| Benoit, Joaquin      | 2017             |
| Bentley, Jack        | 1926             |
| Benton, Stan         | 1922             |
| Berger, Wally        | 1940             |
| Berly, John          | 1932-33          |
| Bernadina, Roger     | 2013             |
| Bernero, Adam        | 2006             |
| Bernhard, Bill       | 1899-1900        |
| Berry, Hodge         | 1902             |
| Bertrand, Lefty      | 1936             |
| Betts, Huck          | 1920-25          |
| Bicknell, Charlie    | 1948-49          |
| Billingsley, Chad    | 2015             |
| Bird, Doug           | 1979             |
| Bisenius, Joe        | 2007             |
| Bishop, Jim          | 1923-24          |
| Bittiger, Jeff       | 1986             |
| Bivin, Jim           | 1935             |
| Blackburne, Lena     | 1919             |
| Blackwell, Tim       | 1976-77          |
| Blake, Sheriff       | 1931             |
| Blanco, Andrés       | 2014-17          |
| Blanton, Cy          | 1940-42          |
| Blanton, Joe         | 2008-12          |
| Blatnick, Johnny     | 1948-50          |
| Blattner, Buddy      | 1949             |
| Blaylock, Marv       | 1955-57          |
| Blazier, Ron         | 1996-97          |
| Bloodworth, Jimmy    | 1950-51          |
| Bocock, Brian        | 2010             |
| Boever, Joe          | 1990-91          |
| Bogusevic, Brian     | 2015             |
| Bohm, Alec           | 2020-            |
| Bohn, T.J.           | 2008             |
| Boitano, Dan         | 1978             |
| Boland, Ed           | 1934-35          |
| Bolen, Stew          | 1931-32          |
| Bolger, Jim          | 1959             |
| Bolling, Jack        | 1939             |
| Bonifacio, Jorge     | 2021             |
| Booker, Rod          | 1990-91          |
| Boone, Bob           | 1972-81          |
| Boozer, John         | 1962-64; 66-69   |
| Borland, Toby        | 1994-96; 98      |
| Borowy, Hank         | 1949-50          |
| Bosetti, Rick        | 1976             |
| Boskie, Shawn        | 1994             |
| Bottalico, Ricky     | 1994-98; 2001-02 |
| Bottenfield, Kent    | 2000             |
| Bouchee, Ed          | 1956-60          |
| Bour, Justin         | 2018             |
| Bourjos, Peter       | 2016             |
| Bourn, Michael       | 2006-07          |
| Bowa, Larry          | 1970-81          |
| Bowker, John         | 2011             |
| Bowman, Bob          | 1955-59          |
| Bowman, Joe          | 1935-36          |
| Bowman, Sumner       | 1890             |
| Boyd, Jason          | 2000             |
| Boyle, Jack          | 1893-98          |
| Boyle, John          | 1912             |
| Brack, Gib           | 1938-39          |
| Brackenridge, John   | 1904             |
| Bradley, Archie      | 2021             |
| Bradley, Phil        | 1988             |
| Brady, Charlie       | 1905             |
| Bragan, Bobby        | 1940-42          |
| Bramhall, Art        | 1935             |
| Brandon, Darrell     | 1971-73          |
| Brandt, Jackie       | 1966-67          |
| Bransfield, Kitty    | 1905-11          |
| Brantley, Cliff      | 1991-92          |
| Brantley, Jeff       | 1999-2000        |
| Brantly, Rob         | 2019             |
| Branyan, Russell     | 2007             |
| Brashear, Roy        | 1903             |
| Breitenstein, Alonzo | 1883             |
| Brennan, Ad          | 1910-13          |
| Bressler, Rube       | 1932             |
| Brett, Ken           | 1973             |
| Brewer, Billy        | 1997-99          |
| Brewster, Charlie    | 1943             |
| Brickell, Fred       | 1930-33          |
| Briggs, John         | 1964-71          |
| Brignac, Reid        | 2014             |
| Brink, Brad          | 1992-93          |
| Brinker, Bill        | 1912             |
| Brito, Eude          | 2005-06          |
| Brittin, Jack        | 1950-51          |
| Brock, Chris         | 2000-01          |
| Brogdon, Connor      | 2020-            |
| Brogna, Rico         | 1997-2000        |
| Brothers, Dan        | 1896             |
| Brown, Charles       | 1907-09          |
| Brown, Domico        | 2010-15          |
| Brown, Lloyd         | 1940             |
| Brown, Ollie         | 1974-77          |
| Brown, Paul          | 1961-63; 68      |
| Brown, Tom           | 1951-52          |
| Brown, Willard       | 1891             |
| Browne, Byron        | 1970-72          |
| Browne, Earl         | 1937-38          |
| Browne, George       | 1901-02; 12      |
| Brownson, Mark       | 2000             |
| Bruce, Jay           | 2019-20          |
| Bruggy, Frank        | 1921             |
| Brummett, Tyson      | 2012             |
| Bruner, Roy          | 1939-41          |
| Brunnett, Eric       | 2008-09          |
| Brunstler, Warren    | 1977-82          |
| Buchanan, David      | 2014-15          |
| Buchholz, Clay       | 2017             |
| Buckley, Dick        | 1894-95          |
| Buffinton, Charlie   | 1887-89          |
| Buhl, Bob            | 1966-67          |
| Bullinger, Kirk      | 2000             |
| Bullock, Eric        | 1989             |
| Bunning, Jim         | 1964-67; 70-71   |
| Burchell, Fred       | 1903             |
| Burdette, Lew        | 1965             |
| Burgess, Smoky       | 1952-55          |
| Burich, Bill         | 1942; 46         |
| Burk, Mack           | 1956; 58         |
| Burkart, Elmer       | 1936-39          |
| Burke, Bobby         | 1937             |
| Burke, Eddie         | 1890             |
| Burnett, A.J.        | 2014             |
| Burns, Bill          | 1911             |
| Burns, Ed            | 1913-18          |
| Burns, George        | 1925             |
| Burrell, Pat         | 2000-08          |
| Burris, Al           | 1894             |
| Burris, Emmanuel     | 2016             |
| Busby, Red           | 1941; 43         |
| Buskey, Joe          | 1926             |
| Buskey, Mike         | 1977             |
| Butcher, Max         | 1938-39          |
| Butler, Charles      | 1933             |
| Butler, Rob          | 1997             |
| Buzhardt, John       | 1960-61          |
| Byrd, Marlon         | 2002-05; 14      |
| Byrd, Paul           | 1998-2001        |
| Byrne, Bob           | 1913-17          |
| Bystrom, Marty       | 1980-84          |
| C                    |                  |
| Caballero, Putsy     | 1944-45; 47-52   |
| Cabrera, Asdrúbal    | 2018             |
| Cady, Forrest        | 1919             |
| Cairo, Miguel        | 2009             |
| Caldwell, Earl       | 1928             |
| Caldwell, Ralph      | 1904-05          |
| Calhoun, Jeff        | 1987-88          |
| Callahan, Leo        | 1919             |
| Callahan, Nixey      | 1894             |
| Callison, Johnny     | 1960-69          |
| Camargo, Johan       | 2022             |
| Camilli, Dolph       | 1934-37          |
| Camnitz, Howie       | 1913             |
| Camp, Shawn          | 2014             |
| Campbell, Bill       | 1984             |
| Campusano, Sil       | 1990-91          |
| Candini, Milo        | 1950-51          |
| Cantwell, Mike       | 1919-20          |
| Capron, Ralph        | 1913             |
| Cardenal, Jose       | 1978-79          |
| Cardwell, Don        | 1957-60          |
| Carlin, Jim          | 1941             |
| B                    |                  |
| Backman, Wally       | 1991-92          |
| Baecht, Ed           | 1926-28          |
| Baez, Dany           | 2010-11          |
| Bahnsen, Stan        | 1982             |
| Bailey, Andrew       | 2016             |

# ALL-TIME ROSTER

|                      |               |                       |                |                        |                |                       |                |
|----------------------|---------------|-----------------------|----------------|------------------------|----------------|-----------------------|----------------|
| Carlson, Hal         | 1924-27       | Connell, Gene         | 1931           | Davis, Kane            | 2007           | Dugas, Gus            | 1933           |
| Carlton, Steve       | 1972-86       | Connor, Roger         | 1892           | Davis, Mark            | 1980-81; 93    | Dugey, Oscar          | 1915-17        |
| Carman, Don          | 1983-90       | Connors, Jerry        | 1892           | Davis, Spud            | 1928-33; 38-39 | Duggleby, Bill        | 1898; 1901-07  |
| Carpenter, Andrew    | 2008-11       | Consolo, Billy        | 1962           | Dawley, Bill           | 1988           | Duncan, Mariano       | 1992-95        |
| Carreno, Amalio      | 1991          | Contreras, José       | 2010-12        | Day, Bill              | 1889-90        | Duncan, Vern          | 1913           |
| Carrera, Ezequiel    | 2013          | Conway, Bill          | 1884           | De Fratus, Justin      | 2011-15        | Dunham, Lee           | 1926           |
| Carsey, Kid          | 1892-97       | Cook, Dennis          | 1989-90; 2001  | De Los Santos, Enyel   | 2018-19; 21    | Dunkle, Davey         | 1897-98        |
| Carter, Andy         | 1994-95       | Cook, Paul            | 1884           | De Los Santos, Valerio | 2003           | Dunn, Jack            | 1900-01        |
| Casey, Dan           | 1886-89       | Cooley, Duff          | 1896-99        | Dean, Wayland          | 1926-27        | Dupaugh, Mike         | 1884           |
| Cash, Dave           | 1974-76       | Cooney, Jimmy         | 1927           | Decatur, Art           | 1925-27        | Durbin, Chad          | 2008-10; 13    |
| Cassian, Ed          | 1891          | Coonrod, Sam          | 2021-22        | Decker, Harry          | 1889-90        | Durbin, J.D.          | 2007           |
| Castellanos, Nick    | 2022          | Cooper, Claude        | 1916-17        | Deininger, Otto        | 1908-09        | Duren, Ryne           | 1963-65        |
| Castillo, Braulio    | 1991-92       | Corbett, Gene         | 1936-38        | Deitrick, Bill         | 1927-28        | Durning, George       | 1925           |
| Castle, John         | 1910          | Corcoran, Tim         | 1983-85        | De Jesus, Ivan         | 1982-84        | Duron, Nick           | 2022           |
| Castro, Fabio        | 2006-07       | Cormier, Rheal        | 2001-06        | De Jesus, Jose         | 1990-91        | Dykstra, Lenny        | 1989-96        |
| Castro, Juan         | 2010          | Corrales, Pat         | 1964-65        | Delahanty, Ed          | 1888-89; 91-01 |                       |                |
| Cater, Danny         | 1964          | Correa, Kevin         | 2015           | Delahanty, Tom         | 1894           |                       |                |
| Causey, Cecil        | 1920-21       | Corriddon, Frank      | 1904-05; 07-09 | DeLeon, Jose           | 1992-93        | <b>E</b>              |                |
| Cavanaugh, Pat       | 1919          | Coste, Chris          | 2006-09        | Del Greco, Bobby       | 1960-61; 65    | Easler, Mike          | 1987           |
| Cedeño, Domingo      | 1999          | Cotter, Dick          | 1911           | Delker, Ed             | 1932-33        | Easton, John          | 1955; 59       |
| Cedeño, Ronny        | 2014          | Cotter, Ed            | 1926           | Dellucci, David        | 2006           | Eastwick, Rawly       | 1978-79        |
| Cervenak, Mike       | 2008          | Couch, John           | 1923-25        | Del Savio, Gar         | 1943           | Eaton, Adam           | 2007-08        |
| Chalmers, George     | 1910-16       | Courtney, Ernie       | 1905-08        | Demaree, Al            | 1915-16        | Edens, Tom            | 1994           |
| Chamberlain, Wes     | 1990-94       | Coveleski, Harry      | 1907-09        | Demeter, Don           | 1961-63        | Edwards, Doc          | 1970           |
| Champion, Bill       | 1969-72       | Covington, Chet       | 1944           | Dennehy, Tod           | 1923           | Eflin, Zach           | 2016-22        |
| Chapin, Darrin       | 1992          | Covington, Wes        | 1961-65        | Denny, Jerry           | 1891           | Eickhoff, Jerad       | 2015-19        |
| Chapman, Ben         | 1945-46       | Cowan, Billy          | 1967           | Denny, John            | 1982-85        | Eisenreich, Jim       | 1993-96        |
| Chapman, Travis      | 2003          | Cowley, Joe           | 1987           | Derrier, Bob           | 1980-83; 88-89 | Elberfeld, Kid        | 1898           |
| Charlton, Norm       | 1995          | Cox, Danny            | 1991-92        | Deshaias, Jim          | 1995           | Elliott, Ace          | 1929-32        |
| Chavez, Endy         | 2005          | Cox, Larry            | 1973-75        | Devenski, Chris        | 2022           | Elliott, A.J.         | 1931-34        |
| Cheek, Harry         | 1910          | Cozens, Dylan         | 2018-19        | Devine, Mickey         | 1918           | Ellis, A.J.           | 2016           |
| Chen, Bruce          | 2000-01       | Craig, Roger          | 1966           | Devlin, Jim            | 1887           | Ellis, Ben            | 1896           |
| Cheney, Larry        | 1919          | Cravath, Gavvy        | 1912-20        | Devore, Josh           | 1913-14        | Elsworth, Dick        | 1967           |
| Chetkovich, Mitchell | 1945          | Crawford, Carlos      | 1996           | Diaz, Bo               | 1982-85        | Elster, Kevin         | 1995           |
| Childress, Rocky     | 1985-86       | Crawford, Glenn       | 1945-46        | Dickerson, Corey       | 2019           | Emery, Cal            | 1963           |
| Childs, Cupid        | 1888          | Crawford, J.P.        | 2017-18        | Dickson, Murry         | 1954-56        | Emery, Herrick        | 1924           |
| Childs, Pete         | 1902          | Crawford, Larry       | 1937           | Diekman, Jake          | 2012-15        | Ennis, Del            | 1946-56        |
| Chiles, Pearce       | 1899-1900     | Crespo, Felipe        | 2001           | Dietz, Dutch           | 1943           | Ennis, John           | 2007           |
| Chiozza, Dino        | 1935          | Crist, Chester        | 1906           | Dillhoefer, Bill       | 1918           | Enzmann, John         | 1920           |
| Chiozza, Lou         | 1934-36       | Crostante, Leo        | 1951           | Dillard, Gordon        | 1989           | Erickson, Don         | 1958           |
| Christenson, Larry   | 1973-83       | Croft, Henry          | 1899           | DiMaggio, Vince        | 1945-46        | Erickson, Paul        | 1948           |
| Church, Bubba        | 1950-52       | Cross, Lave           | 1892-97        | Dineen, Kerry          | 1978           | Escalona, Sergio      | 2009           |
| Cieslak, Ted         | 1944          | Cross, Monte          | 1898-1901      | Dinges, Vance          | 1945-46        | Esper, Duke           | 1890-92        |
| Clancy, Bud          | 1934          | Crouch, Bill          | 1941           | Diorio, Ron            | 1973-74        | Espinosa, Nino        | 1979-81        |
| Clark, John          | 1938          | Crouse, Hans          | 2021           | Dishman, Glenn         | 1996           | Essegian, Chuck       | 1958           |
| Clark, Mel           | 1951-55       | Crowell, Jim          | 2004           | Dobbs, Greg            | 2007-10        | Essian, Jim           | 1973-75        |
| Clark, Ron           | 1975          | Crowley, John         | 1884           | Dodd, Robert           | 1998           | Estalella, Bobby      | 1996-99        |
| Clarke, Jay          | 1919          | Crumpler, Roy         | 1925           | Dodge, John            | 1912-13        | Estrada, Johnny       | 2001-02        |
| Clay, Bill           | 1902          | Cruz, Todd            | 1978           | Dohy, Kyle             | 2021           | Etten, Nick           | 1941-42; 47    |
| Clay, Danny          | 1988          | Culp, Ben             | 1942-44        | Dolan, Alvin           | 1912-13        | Evers, John           | 1917           |
| Cleavinger, Garrett  | 2020          | Culp, Bill            | 1910           | Dolan, Joe             | 1899-1901      | Ewing, Bob            | 1910-11        |
| Clemens, Doug        | 1966-68       | Culp, Ray             | 1963-66        | Dominguez, Seranthy    | 2018-19; 21-   | Eyre, Scott           | 2008-09        |
| Clement, Wallace     | 1908-09       | Culver, George        | 1973-74        |                        |                | Eyrich, George        | 1943           |
| Clements, Jack       | 1884-97       | Cummings, Midre       | 1997           | Donahue, Charles       | 1904           |                       |                |
| Cloyd, Tyler         | 2012-13       | Curry, Tony           | 1960-61        | Donahue, John (Deacon) | 1943-44        | <b>F</b>              |                |
| Coble, Dave          | 1939          | Curtis, Cliff         | 1911-12        | Donahue, Red           | 1898-1901      | Faircloth, Jim (Rags) | 1919           |
| Coffman, Dick        | 1945          | Curtis, Zac           | 2017-18        | Donnelly, Blix         | 1946-50        | Fallenstin, Ed        | 1931           |
| Coggin, David        | 2000-02       | Cusick, Tony          | 1884-87        | Donohue, Joe           | 1891           | Falter, Bailey        | 2021-          |
| Cohen, Al            | 1933          | Cyr, Tyler            | 2022           | Donovan, Jerry         | 1906           | Familia, Jeurys       | 2022           |
| Coker, Jimmie        | 1958; 60-62   |                       |                | Dooan, Red             | 1902-14        | Fanning, Jack         | 1894           |
| Cole, Dave           | 1955          |                       |                | Doolan, Mickey         | 1905-13        | Farmer, Ed            | 1974; 82-83    |
| Coleman, Choo Choo   | 1961          | <b>D</b>              |                | Doster, Dave           | 1996; 99       | Farrar, Sid           | 1883-89        |
| Coleman, John        | 1883-84       | Daal, Omar            | 2000-01        | Douglass, Klondike     | 1898-1904      | Farrell, Dick (Turk)  | 1956-61; 67-69 |
| Coleman, John        | 1890          | Dahlgren, Babe        | 1943           | Dowd, Tom              | 1897           | Farrell, Jack         | 1886           |
| Collard, Earl        | 1930          | Dailey, Sam           | 1929           | Dowell, Ken            | 1987           | Fasano, Sal           | 2006           |
| Collier, Lou         | 2004          | Daily, Ed             | 1885-87        | Downey, Tom            | 1912           | Featherston, Taylor   | 2016           |
| Collins, Phil        | 1929-35       | Dalrymple, Clay       | 1960-68        | Downs, Dave            | 1972           | Feinberg, Ed          | 1938-39        |
| Colton, Larry        | 1968          | Daniels, Tony         | 1945           | Dowse, Tom             | 1892           | Felix, Harry          | 1902           |
| Combs, Pat           | 1989-92       | Danks, Jordan         | 2015           | Doyle, Conny           | 1883           | Feliz, Neftali        | 2021           |
| Comer, Steve         | 1983          | Dark, Alvin           | 1960           | Doyle, Denny           | 1970-73        | Feliz, Pedro          | 2008-09        |
| Command, Jim         | 1954-55       | d'Arnaud, Chase       | 2015           | Doyle, John            | 1904           | Ferguson, Alex        | 1927-29        |
| Compton, Mike        | 1970          | Darrow, George        | 1934           | Drake, Solly           | 1959           | Ferguson, Bob         | 1883           |
| Condrey, Clay        | 2006-09       | Daulton, Darren       | 1983; 85-97    | Drews, Karl            | 1951-54        | Ferguson, Charlie     | 1884-87        |
| Conger, Dick         | 1943          | Davis, Austin         | 2018-20        | Dubiel, Monk           | 1948           | Fernandez, Chico      | 1957-59        |
| Conine, Jeff         | 2006          | Davis, Curt           | 1934-36        | Ducey, Rob             | 1999-2001      | Fernandez, Sid        | 1995-96        |
| Conley, Bob          | 1958          | Davis, Dick           | 1981-82        | Duckworth, Brandon     | 2001-03        | Ferrarese, Don        | 1961-62        |
| Conley, Gene         | 1959-60       | Davis, Dixie          | 1918           | Dudley, Clise          | 1931-32        | Fick, John            | 1944           |
| Conn, Bert           | 1898; 1900-01 | Davis, George (Kiddo) | 1932; 34       | Duffy, Hugh            | 1904-06        | Fields, Jocko         | 1891           |
|                      |               | Davis, Jacke          | 1962           |                        |                | Fien, Casey           | 2017           |

# ALL-TIME ROSTER

|                   |                  |                          |                  |                    |             |                    |                |
|-------------------|------------------|--------------------------|------------------|--------------------|-------------|--------------------|----------------|
| Fifield, Jack     | 1897-99          | Garcia, Anderson         | 2007             | Gross, Kevin       | 1983-88     | Heltzel, Heinie    | 1944           |
| Figgemeier, Frank | 1894             | Garcia, Edgar            | 2019             | Grotewold, Jeff    | 1992        | Hembree, Heath     | 2020           |
| Figueroa, Nelson  | 2001; 10         | Garcia, Freddy           | 2007             | Grullón, Deivy     | 2019        | Hemingway, Edson   | 1918           |
| File, Larry (Sam) | 1940             | Garcia, Kiko             | 1983-85          | Guerra, Deolis     | 2020        | Hemsley, Rollie    | 1946-47        |
| Fillingim, Dana   | 1925             | Garcia, Luis             | 2013-18          | Gumbert, Ad        | 1896        | Hemus, Solly       | 1956-58        |
| Finley, Bob       | 1943-44          | Gardiner, Art            | 1923             | Gunning, Tom       | 1887        | Henderson, Hardie  | 1883           |
| Finn, Mickey      | 1933             | Gardner, Gid             | 1888             | Guthrie, Dalton    | 2022        | Hendrick, Harvey   | 1934           |
| Finneran, Joe     | 1912-13          | Garlick, Kyle            | 2020             | Guthriez, Jackie   | 1988        | Henline, Butch     | 1921-26        |
| Finney, Lou       | 1947             | Garvin, Ned              | 1896             | Gwynn Jr., Tony    | 2014        | Hennessey, George  | 1942           |
| Fireovid, Steve   | 1984             | Geary, Geoff             | 2003-07          |                    |             | Henrich, Fritz     | 1924           |
| Fisher, Newt      | 1898             | Geier, Phil              | 1896-97          |                    |             | Henry, Jim         | 1939           |
| Fittery, Paul     | 1917             | Gerheuser, Al            | 1943-44          |                    |             | Herbert, Ray       | 1965-66        |
| Fitzgerald, Mike  | 1918             | Gelfi, Tony              | 1983             | Haas, Bert         | 1948-49     | Hernaiz, Jesus     | 1974           |
| Flager, Wally     | 1945             | Giambi, Jeremy           | 2002             | Hacker, Warren     | 1957-58     | Hernández, César   | 2013-19        |
| Flaherty, Pat     | 1910             | Giboad, Kyle             | 2021-22          | Haddix, Harvey     | 1956-57     | Hernandez, David   | 2016           |
| Fleming, Tom      | 1902; 04         | Gilbert, Charley         | 1946-47          | Haddock, George    | 1894        | Hernandez, Jose    | 2006           |
| Fletcher, Art     | 1920; 22         | Giles, Ken               | 2014-15          | Hafey, Bud         | 1939        | Hernandez, Roberto | 2004           |
| Fletcher, Darrin  | 1990-91          | Gillen, Sam              | 1897             | Hagan, Art         | 1883        | Hernandez, Roberto | 2014           |
| Fletcher, Frank   | 1914             | Girard, Charles          | 1910             | Hahn, Don          | 1975        | Hernandez, Willie  | 1983           |
| Fletcher, Paul    | 1993; 95         | Gladman, Buck            | 1883             | Haislip, Jim       | 1913        | Hernandez, Yoel    | 2007           |
| Flick, Elmer      | 1898-1901        | Glanville, Doug          | 1998-2002; 04    | Hale, David        | 2020-21     | Herndon, David     | 2010-12        |
| Fliccraft, Hilly  | 1942             | Glaviano, Tommy          | 1953             | Hall, Bert         | 1911        | Herr, Tommy        | 1989-90        |
| Flora, Kevin      | 1995             | Glazner, Whitey          | 1923-24          | Hall, Darick       | 2022        | Herrera, Odúbel    | 2015-19; 21-22 |
| Florimón, Pedro   | 2017-18          | Gleason, Kid             | 1888-91; 1903-08 | Hall, Dick         | 1967-68     | Herrera, Pancho    | 1958; 60-61    |
| Flowers, Ben      | 1956             | Gload, Ross              | 2010-11          | Hall, Robert       | 1904        | Herrmann, Frank    | 2016           |
| Floyd, Gavin      | 2004-06          | Glossop, Al              | 1942             | Halladay, Roy      | 2010-13     | Herrnstein, John   | 1962-66        |
| Fogarty, Jim      | 1884-89          | Glynn, Bill              | 1949             | Hallahan, Bill     | 1938        | Heusser, Ed        | 1938; 48       |
| Foley, Tom        | 1985-86          | Goeckel, Bill            | 1899             | Hallman, Bill      |             | Higbe, Kirby       | 1939-40        |
| Fonseca, Lew      | 1925             | Goeddel, Tyler           | 2016             |                    |             | High, Andy         | 1934           |
| Fontenot, Mike    | 2012             | Goliat, Mike             | 1949-51          | Hamels, Cole       | 2006-15     | Hiland, John       | 1885           |
| Foote, Barry      | 1977-78          | Golson, Greg             | 2008             | Hamilton, Billy    | 1890-95     | Hilgendorf, Tom    | 1975           |
| Forbes, PJ        | 2001             | Gomes, Wayne             | 1997-2001        | Hamilton, Earl     | 1924        | Hill, Koyie        | 2014           |
| Ford, Curt        | 1989-90          | Gómez, Jeanmar           | 2015-17          | Hamilton, Jack     | 1962-63     | Hillier, Chuck     | 1967           |
| Ford, Hod         | 1924             | Gomez, Jose              | 1935-36          | Hammer, JD         | 2019; 21    | Hilly, Pat         | 1914           |
| Fortune, Gary     | 1916; 18         | Gomez, Ruben             | 1959-60; 67      | Hammer, Garvin     | 1945        | Hilsey, Charlie    | 1883           |
| Foster, Kevin     | 1993             | Gonzalez, Alex           | 2006             | Hammer, Granny     | 1944-59     | Hinch, A.J.        | 2004           |
| Fox, Henry        | 1902             | Gonzalez, Miguel Alfredo | 2014             | Hamrick, Ray       | 1943-44     | Hinojosa, Dalier   | 2015-16        |
| Fox, Howie        | 1952             | Gonzalez, Orlando        | 1978             | Hancock, Josh      | 2003-04     | Hisle, Larry       | 1968-71        |
| Fox, Terry        | 1966             | Gonzalez, Severino       | 2015-16          | Hand, Brad         | 2022        | Hoak, Don          | 1963-64        |
| Foxen, Bill       | 1908-10          | Gonzalez, Tony           | 1960-68          | Handley, Lee       | 1947        | Hoch, Harry        | 1908           |
| Foxx, Jimmie      | 1945             | Good, Wilbur             | 1916             | Hanebrink, Harry   | 1959        | Hodge, Bert        | 1942           |
| Francisco, Ben    | 2009-11          | Gorbous, Glen            | 1955-57          | Hansen, Andy       | 1951-53     | Hodkey, Eli        | 1946           |
| Franco, Julio     | 1982             | Gordon, Tom              | 2006-08          | Hansen, Snipe      | 1930; 32-35 | Hodson, George     | 1895           |
| Franco, Maikel    | 2014-19          | Gorman, Howard           | 1937-38          | Happ, J.A.         | 2007-10     | Hoerner Joe        | 1970-72; 75    |
| Francoeur, Jeff   | 2015             | Gorman, Tom              | 1986             | Harang, Aaron      | 2015        | Hoerst, Frank      | 1940-42; 46-47 |
| Francona, Tito    | 1967             | Gormley, Ed              | 1891             | Harbidge, Bill     | 1883        | Hoffman, Bill      | 1939           |
| Frandsen, Kevin   | 2012-13          | Gosselin, Phil           | 2019-20          | Hardie, Lew        | 1884        | Hogg, Brad         | 1918-19        |
| Franklin, Ryan    | 2006             | Goulish, Nick            | 1944-45          | Harman, Bill       | 1941        | Hohman, Bill       | 1927           |
| Fraser, Chick     | 1899-1900; 02-04 | Grabarkewitz, Bill       | 1973-74          | Harman, Brad       | 2008        | Holden, Joe        | 1934-36        |
| Freed, Ed         | 1942             | Grabowski, Reggie        | 1932-34          | Harman, Chuck      | 1957        | Holke, Walt        | 1923-25        |
| Freed, Roger      | 1971-72          | Grace, Earl              | 1936-37          | Harmon, Terry      | 1967; 69-77 | Holland, Al        | 1983-85        |
| Freeman, Marvin   | 1986; 88-90      | Grace, Mike              | 1995-99          | Harper, Bryce      | 2019-       | Hollands, Mario    | 2014           |
| Freese, Gene      | 1959             | Grady, Mike              | 1894-97          | Harper, George     | 1894        | Holley, Ed         | 1932-34        |
| Frey, Steve       | 1995-96          | Graham, George           | 1912             | Harper, George     | 1924-26     | Hollingsworth, Al  | 1938-39        |
| Friberg, Barney   | 1925-32          | Graham, Wayne            | 1963             | Harrell, Ray       | 1939        | Hollins, Dave      | 1990-95; 2002  |
| Frink, Fred       | 1934             | Grahe, Joe               | 1999             | Harrelson, Bud     | 1978-79     | Hollmig, Stan      | 1949-51        |
| Fritz, Larry      | 1975             | Grant, Ed                | 1907-10          | Harrington, Mickey | 1963        | Holloway, Jim      | 1929           |
| Froelich, Bill    | 1909             | Grant, Jim               | 1923             | Harris, Gene       | 1995        | Holzemer, Mark     | 2000           |
| Frohwrith, Todd   | 1987-90          | Grasmick, Lou            | 1948             | Harris, Greg       | 1988-89     | Hoover, Buster     | 1884           |
| Frye, Charley     | 1940             | Grate, Don               | 1945-46          | Harris, Herb       | 1936        | Hoover, Paul       | 2009-10        |
| Fryman, Woodie    | 1968-72          | Graulich, Lew            | 1891             | Harris, Reggie     | 1997        | Hopkins, Marty     | 1934           |
| Fuchs, Charlie    | 1943             | Gray, John               | 1958             | Hartley, Mike      | 1991-92     | Horst, Jeremy      | 2012-13        |
| Fullis, Chick     | 1933-34          | Green, Dallas            | 1960-64; 67      | Hartranft, Charles | 1913        | Hoskins, Rhys      | 2017-          |
| Fultz, Aaron      | 2005-06          | Green, Tyler             | 1993; 95-98      | Haseley, Adam      | 2019-21     | Houston, Tyler     | 2003           |
| Fultz, Dave       | 1898-99          | Greene, June             | 1928-29          | Hasenmayer, Don    | 1945-46     | Howard, Ryan       | 2004-16        |
|                   |                  | Greene, Tommy            | 1990-95          | Hatch, Mickey      | 1933-36     | Howard, Spencer    | 2020-21        |
|                   |                  | Greene, Willie           | 1902             | Hatcher, Billy     | 1994        | Howell, Ken        | 1989-90        |
|                   |                  | Greengrass, Jim          | 1955-56          | Hawks, Nelson      | 1925        | Howley, Dan        | 1913           |
|                   |                  | Greenwood, Bob           | 1954-55          | Hayes, Charlie     | 1989-91; 95 | Hubbell, Bill      | 1920-25        |
|                   |                  | Gregorius, Didi          | 2020-22          | Hayes, Von         | 1983-91     | Huber, Clarence    | 1925-26        |
|                   |                  | Grey, Bill               | 1890-91          | Head, Ralph        | 1923        | Hudler, Rex        | 1997-98        |
|                   |                  | Grey, John               | 1888             | Hearn, Jim         | 1957-59     | Hudson, Charles    | 1983-86        |
|                   |                  | Grimley, Jason           | 1989-91          | Heathcote, Cliff   | 1932        | Hughes, Jared      | 2019           |
|                   |                  | Grimes, Oscar            | 1926             | Hebner, Richie     | 1977-78     | Hughes, Keith      | 1987           |
|                   |                  | Grissom, Lee             | 1941             | Heflin, Bronson    | 1996        | Hughes, Roy        | 1939-40; 46    |
|                   |                  | Groat, Dick              | 1966-67          | Hegan, Jim         | 1958-59     | Hughes, Tom        | 1941-42; 46-47 |
|                   |                  | Gross, Emil              | 1883             | Heintzelman, Ken   | 1947-52     | Hulen, Bill        | 1896           |
|                   |                  | Gross, Greg              | 1979-88          | Hellickson, Jeremy | 2016-17     | Hulswitt, Rudy     | 1902-04        |
|                   |                  |                          |                  | Helms, Wes         | 2007        |                    |                |



# ALL-TIME ROSTER

Hume, Tom 1986-87  
 Humphries, Albert 1910-11  
 Humphries, Jack 1946  
 Hunter, Brian L. 2001  
 Hunter, Brian R. 2000  
 Hunter, Cedric 2016  
 Hunter, Rich 1996  
 Hunter, Tommy 2018-20  
 Hurst, Don 1928-34  
 Huston, Harry 1906  
 Hutchison, Drew 2018  
 Hutto, Jim 1970  
 Hutton, Tom 1972-77

## I

Ibañez, Raúl 2009-11  
 Iburg, Ham 1902  
 Iguchi, Tadahito 2007/08  
 Imlay, Doc 1913  
 Incaviglia, Pete 1993-94; 96  
 Inks, Bert 1896  
 Iorg, Dane 1977  
 Ireland, Harold 1914  
 Irvin, Cole 2019-20  
 Irwin, Arthur 1886-89; 94  
 Isales, Orlando 1980

## J

Jacklitsch, Fred 1900-02; 07-10  
 Jackson, Danny 1993-94  
 Jackson, Grant 1965-70  
 Jackson, John 1933  
 Jackson, Ken 1987  
 Jackson, Larry 1966-68  
 Jackson, Mike 1970  
 Jackson, Mike 1986-87  
 Jacobs, Bill 1914; 18-19  
 Jacquez, Thomas 2000  
 Jahn, Art 1928  
 James, Chris 1986-89  
 James, Jeff 1968-69  
 Jankowski, Travis 2021  
 Javier, Stan 1992  
 Jefferies, Gregg 1995-98  
 Jeffries, Irvine 1934  
 Jelks, Greg 1987  
 Jeltz, Steve 1983-89  
 Jenkins, Fergie 1965-66  
 Jenkins, Geoff 2008  
 Jennings, Hugh 1901-02  
 Jimenez, Cesar 2013-15  
 Johnson, Alex 1964-65  
 Johnson, Charles 1908  
 Johnson, Darrell 1961  
 Johnson, Davey 1977-78  
 Johnson, Deron 1969-73  
 Johnson, Jerry 1968-69  
 Johnson, John 1894  
 Johnson, Ken 1950-51  
 Johnson, Si 1940-43; 46  
 Johnson, Syl 1934-40  
 Johnson, Tom 1897  
 Johnstone, Jay 1974-78  
 Jok, Stan 1954  
 Jones, Alex 1894  
 Jones, Barry 1992  
 Jones, Dale 1941  
 Jones, Damon 2021-22  
 Jones, Doug 1994  
 Jones, Jesse 1923  
 Jones, Nippy 1952  
 Jones, Ron 1988-91  
 Jones, Todd 2004  
 Jones, Willie 1947-59  
 Jonnard, Bubber 1926-27; 35  
 Jordan, Buck 1938  
 Jordan, Charlie 1896  
 Jordan, Kevin 1995-2001

Jordan, Niles 1951  
 Jordan, Ricardo 1996  
 Jordan, Ricky 1988-94  
 Jorgens, Orville 1935-37  
 Joseph, Rick 1967-70  
 Joseph, Tommy 2016-17  
 Joyce, Matt 2021  
 Judd, Oscar 1945-48  
 Juden, Jeff 1994-95  
 Jumonville, George 1940-41  
 Junge, Eric 2002-03  
 Jurisich, Al 1946-47

## K

Kaat, Jim 1976-79  
 Kahoe, Mike 1905  
 Kane, Harry 1905-06  
 Kantlehner, Erv 1916  
 Kappel, Joe 1884  
 Karl, Andy 1943-46  
 Karp, Ryan 1995; 97  
 Kata, Matt 2005  
 Kaufmann, Tony 1927  
 Kazanski, Ted 1953-58  
 Keating, Chick 1926  
 Keefe, Tim 1891-93  
 Keegan, Ed 1959; 62  
 Keenan, James 1920-21  
 Keener, Harry 1896  
 Keister, Bill 1903  
 Kelleher, Hal 1935-38  
 Kelley, Trevor 2020  
 Kelly, Bill 1928  
 Kelly, Charlie 1883  
 Kelly, Kick 1883  
 Kelly, Michael 2022  
 Kelly, Mike 1926  
 Kelly, Thy 2017  
 Kenders, Al 1961  
 Kendrick, Howie 2017  
 Kendrick, Kyle 2007-14  
 Kennedy, Ian 2021  
 Kennedy, John 1957  
 Kennedy, Vern 1944-45  
 Kerkisiek, Bill 1939  
 Kern, Jim 1984  
 Killefer, Bill 1911-17  
 Kilroy, Mike 1891  
 Kim, Hyun Soo 2017  
 Kimball, Newt 1943  
 Kimmick, Walt 1925-26  
 King, Bill 1891  
 King, Lee 1921-22  
 Kingery, Scott 2018-22  
 Kintzler, Brandon 2021  
 Kipper, Thornton 1953-55  
 Klaus, Billy 1962-63  
 Klein, Chuck 1928-33; 36-39; 40-44  
 Klein, Phil 1916  
 Kleinhans, Ted 2034  
 Kleinow, Red 1911  
 Klippstein, John 1963-64  
 Knabe, Otto 1907-13  
 Knapp, Andrew 2017-21  
 Knebel, Corey 2022  
 Knell, Phil 1892  
 Knically, Alan 1985  
 Kniff, Jack 1925-26  
 Knight, Joe 1884  
 Knothe, Fritz 1933  
 Knothe, George 1932  
 Knowles, Darold 1966  
 Koecher, Dick 1946-48  
 Koegel, Pete 1971-72  
 Konetchy, Ed 1921  
 Konstanty, Jim 1948-54  
 Koonsman, Jerry 1984-85  
 Koppe, Joe 1959-61

Koster, Fred 1931  
 Koupal, Lou 1929-30  
 Kowalik, Fabian 1936  
 Koy, Ernie 1942  
 Kracher, Joe 1939  
 Kratz, Erik 2011-13; 15  
 Kraus, Tex 1943; 45  
 Kroll, Gary 1964  
 Krueger, Otto 1905  
 Krug, Henry 1902  
 Kruk, John 1989-94  
 Krukow, Mike 1982  
 Kucek, Jack 1979  
 Kuenn, Harvey 1966  
 Kuzava, Bob 1955

## L

Laforest, Pete 2007  
 LaGrow, Lerrin 1980  
 Lajoie, Nap 1896-1900  
 Lake, Steve 1989-92  
 Lakeman, Al 1947-48  
 LaMaster, Wayne 1937-38  
 Lambert, Gene 1941-42  
 Lampe, Henry 1895  
 Landrum, Don 1957  
 Lannan, John 2013  
 Lanning, Tom 1938  
 Lapihuska, Andy 1942-43  
 LaPoint, Dave 1991  
 LaPointe, Ralph 1947  
 Larson, Dan 1978-81  
 Lauder, Billy 1898-99  
 Lavalliere, Mike 1984  
 Lavender, Jim 1917  
 Laxton, Bill 1970  
 Leach, Fred 1923-28  
 Leahy, Dan 1896  
 LeBourveau, Bevo 1919-22  
 Ledee, Ricky 2002-04  
 Lee, Bill 1943-45  
 Lee, Cliff 1921-24  
 Lee, Cliff P. 2009; 11-14  
 Lee, Harold 1931-33  
 Lee, Travis 2000-02  
 Lefebvre, Joe 1983-86  
 Legg, Greg 1986-87  
 Lehman, Ken 1961  
 Lehr, Clarence 1911  
 Leiper, Dave 1996  
 Leiter, Mark 1997-98  
 Leiter Jr., Mark 2017-18  
 Lemon, Jim 1963  
 Lennon, Ed 1928  
 Leon, Izzy 1945  
 Leonard, Dutch 1947-48  
 Lepcio, Ted 1960  
 Lerch, Randy 1975-80; 86  
 Lerian, Walt 1928-29  
 Lersch, Barry 1969-73  
 Lerud, Steven 2012-13  
 Leslie, Roy 1922  
 Letchas, Charlie 1939; 44; 46  
 Levan, Jesse 1947  
 Levy, Ed 1940  
 Lewis, Burt 1924  
 Lewis, Fred 1883  
 Lewis, Mark 1998  
 Lezcano, Sixto 1983-84  
 Lidge, Brad 2008-11  
 Lidle, Cory 2004-06  
 Lieber, Jon 2005-07  
 Lieberthal, Mike 1994-2006  
 Lincoln, Brad 2014  
 Lindblom, Josh 2012  
 Lindell, Johnny 1953-54  
 Lindeman, Jim 1991-92  
 Lindsey, Doug 1991; 93

Linz, Phil 1966-67  
 Linzy, Frank 1974  
 Lipetri, Angelo 1956; 58  
 Lipp, Tom 1897  
 Liriano, Pedro 2005  
 Lis, Joe 1970-72  
 Liska, Ad 1932-33  
 Litwhiler, Danny 1940-43  
 Lively, Ben 2017-18  
 Livingston, Mickey 1941-43  
 Llovera, Mauricio 2020-21  
 Loan, Mike 1912  
 Lobert, Hans 1911-14  
 Lock, Don 1967-69  
 Locke, Bobby 1962-64  
 Loewen, Adam 2015  
 Loewer, Carlton 1998-99  
 Lofton, Kenny 2005  
 Lohrke, Jack 1952-53  
 Lohrman, Bill 1934  
 Lohse, Kyle 2007  
 Lonborg, Jim 1973-79  
 Long, Herman 1904  
 Longmire, Tony 1993-95  
 Lonnett, Joe 1956-59  
 Lopata, Stan 1948-58  
 Lopatka, Art 1946  
 Lopez, Aquilino 2005  
 Lopez, Marcelino 1963  
 Lopez, Rodrigo 2009  
 Lord, Carlton 1923  
 Lough, David 2016  
 Loughlin, Larry 1967  
 Loup, Aaron 2018  
 Lovenguth, Lynn 1955  
 Loviglio, Jay 1980  
 Lovullo, Torey 1999  
 Lowrey, Peanuts 1955  
 Lucas, Fred 1935  
 Lucid, Con 1895-96  
 Lucier, Louis 1944-45  
 Luderus, Fred 1910-20  
 Lukens, Al 1894  
 Luna, Hector 2012  
 Lupien, Tony 1944-45  
 Lush, John 1904-07  
 Luzinski, Greg 1970-80  
 Lyle, Sparky 1980-82  
 Lynch, Tom 1884-85  
 Lyons, Harry 1887  
 Lyons, Terry 1929

## M

Mabry, John 2002  
 MacDonald, Harvey 1928  
 Machado, Anderson 2003  
 Mackanin, Pete 1978-79  
 Madden, Tom 1911  
 Maddox, Garry 1975-86  
 Maddux, Mike 1986-89  
 Madison, Art 1895  
 Madrid, Alex 1988-89  
 Madson, Ryan 2003-11  
 Maduro, Calvin 1996-97  
 Magee, Bill 1899; 1902  
 Magee, Sherry 1904-14  
 Magee Jr., Wendell 1996-99  
 Mahaffey, Art 1960-65  
 Mahan, Art 1940  
 Mahar, Frank 1902  
 Maharg, Bill 1916  
 Maher, Tom 1902  
 Main, Miles 1918  
 Malis, Cy 1934  
 Malkmus, Bobby 1960-62  
 Mallon, Les 1931-32  
 Malone, Chuck 1990  
 Mancuso, Gus 1945

# ALL-TIME ROSTER

|                    |                |                     |                |                     |                |                  |                    |
|--------------------|----------------|---------------------|----------------|---------------------|----------------|------------------|--------------------|
| Mangus, George     | 1912           | McLaughlin, Warren  | 1900; 03       | Morgan, Bob         | 1954-57        | Nix, Jayson      | 2014               |
| Manning, Jack      | 1883-85        | McLeod, Jim         | 1933           | Morgan, Joe         | 1960           | Nix, Laynce      | 2012-13            |
| Manship, Jeff      | 2014           | McLish, Cal         | 1962-64        | Morgan, Joe         | 1963           | Nixon, Al        | 1926-28            |
| Manto, Jeff        | 1993           | McMillon, Billy     | 1997           | Morin, Mike         | 2019           | Nola, Aaron      | 2015-              |
| Marchán, Rafael    | 2020-21        | McPherson, John     | 1904           | Moroney, Jim        | 1910           | Nolan, The Only  | 1885               |
| Mariot, Michael    | 2016           | McQuillan, George   | 1907-10; 15-16 | Morris, John        | 1966           | Noles, Dickie    | 1979-81; 90        |
| Mamie, Hal         | 1940-42        | McWilliams, Larry   | 1989           | Morris, John        | 1991           | Nops, Jerry      | 1896               |
| Marsh, Brandon     | 2022           | Meadows, Henry      | 1919-23        | Morrison, Jim       | 1977-78        | Norris, Leo      | 1936-37            |
| Marsh, Tom         | 1992; 94-95    | Meadows, Louie      | 1990           | Morrison, Logan     | 2019           | Northroy, Ron    | 1942-44; 46-47; 57 |
| Marshall, Doc      | 1904           | Medina, Adonis      | 2020-21        | Morton, Charlie     | 2016           | Northwood, James | 2022               |
| Marshall, Rube     | 1912-14        | Melendez, Francisco | 1984; 86       | Morton, Sparrow     | 1884           | Novikoff, Lou    | 1946               |
| Marson, Lou        | 2008-09        | Melton, Rube        | 1941-42        | Moser, Walt         | 1906           | Nunez, Abraham   | 2006-07            |
| Martel, Leon       | 1909           | Meoli, Rudi         | 1979           | Moss, Brandon       | 2011           | Nye, Ryan        | 1997-98            |
| Martin, Ethan      | 2013-14        | Mercado, Hector     | 2002-03        | Mott, Bitsy         | 1945           |                  |                    |
| Martin, Herschel   | 1937-40        | Mercado, Óscar      | 2022           | Motz, Frank         | 1890           |                  |                    |
| Martin, Jack       | 1914           | Mertes, Sam         | 1896           | Moyer, Jamie        | 2006-10        |                  |                    |
| Martin, Jerry      | 1974-78        | Mesa, Jose          | 2001-03; 07    | Mrozinski, Ron      | 1954-55        |                  |                    |
| Martin, Renie      | 1984           | Metz, Len           | 1923-25        | Mueller, Heinie     | 1938-41        |                  |                    |
| Martinez, Carmelo  | 1990           | Meusel, Irish       | 1918-21        | Mulcahy, Hugh       | 1935-40; 45-46 |                  |                    |
| Martinez, Manny    | 1996           | Meyer, Ben          | 1925           | Mulholland, Terry   | 1989-93; 96    |                  |                    |
| Martinez, Michael  | 2011-13        | Meyer, Jack         | 1955-61        | Mullen, Ford (Moon) | 1944           |                  |                    |
| Martinez, Pedro    | 2009           | Meyer, Russ         | 1949-52        | Mulligan, Dick      | 1946           |                  |                    |
| Martinez, Ramon    | 2005           | Micelotta, Bobby    | 1954-55        | Mulvey, Joe         | 1883-89; 92    |                  |                    |
| Marty, Joe         | 1939-41        | Michaels, Jason     | 2001-05        | Muniz, Manny        | 1971           |                  |                    |
| Mason, Hank        | 1958; 60       | Milbourne, Larry    | 1983           | Munninghoff, Scott  | 1980           |                  |                    |
| Mason, Roger       | 1993-94        | Miller, Bob         | 1949-58        | Munoz, Bobby        | 1994-97        |                  |                    |
| Masters, Walt      | 1937           | Miller, Brad        | 2019; 21       | Muñoz, Yairo        | 2022           |                  |                    |
| Masterson, Paul    | 1940-42        | Miller, Cyclone     | 1884           | Munson, Red         | 1905           |                  |                    |
| Mathews, Greg      | 1992           | Miller, Ed          | 1948-49        | Murphy, Con         | 1884           |                  |                    |
| Mathieson, Scott   | 2006; 10-11    | Miller, Elmer       | 1929           | Murphy, Dale        | 1990-92        |                  |                    |
| Maton, Nick        | 2021-22        | Miller, Hugh        | 1911           | Murphy, Dummy       | 1914           |                  |                    |
| Matteson, Henry    | 1914           | Miller, John        | 1920-21        | Murphy, Dwayne      | 1989           |                  |                    |
| Matthews, Gary     | 1981-83        | Miller, Keith       | 1988-89        | Murphy, Ed          | 1898           |                  |                    |
| Matthewson, Dale   | 1943-44        | Miller, Leo         | 1923           | Murphy, Ed          | 1942           |                  |                    |
| Matuszek, Len      | 1981-84        | Miller, Ralph       | 1920-21        | Murphy, Morgan      | 1898; 1900     |                  |                    |
| Maul, Al           | 1887; 1900     | Miller, Roy         | 1912-13        | Murray, Colton      | 2015-16        |                  |                    |
| Maun, Ernie        | 1926           | Miller, Russ        | 1927-28        | Murray, Glenn       | 1996           |                  |                    |
| Mauney, Dick       | 1945-47        | Miller, Stu         | 1956           | Murray, Pat         | 1919           |                  |                    |
| Mauser, Tim        | 1991; 93       | Miller, Trever      | 2000           | Murray, Tom         | 1894           |                  |                    |
| May, Derrick       | 1997           | Milliette, Joe      | 1992-93        | Murtaugh, Danny     | 1941-43; 46    |                  |                    |
| May, Pinky         | 1939-43        | Millies, Walt       | 1939-41        | Mussill, Barney     | 1944           |                  |                    |
| Mayberry Jr., John | 2009-14        | Milligan, John      | 1928-31        | Muzziotti, Simón    | 2022           |                  |                    |
| Mayer, Ed          | 1890-91        | Millwood, Kevin     | 2003-04        | Myers, Al           | 1885; 89-91    |                  |                    |
| Mayer, Erskine     | 1912-18        | Milnar, Al          | 1946           | Myers, Bert         | 1900           |                  |                    |
| Mayes, Paddy       | 1911           | Milner, Hoby        | 2017-18        | Myers, Brett        | 2002-09        |                  |                    |
| Mayo, Jack         | 1948-53        | Milton, Eric        | 2004           |                     |                |                  |                    |
| Mazzera, Mike      | 1940           | Mimbs, Michael      | 1995-97        |                     |                |                  |                    |
| McAvoy, George     | 1914           | Miner, Zach         | 2013           |                     |                |                  |                    |
| McBride, Bake      | 1977-81        | Mitchell, Clarence  | 1923-28        |                     |                |                  |                    |
| McCarthy, Tommy    | 1886-87        | Mitchell, Fred      | 1903-04        |                     |                |                  |                    |
| McCarver, Tim      | 1970-72; 75-80 | Mitchell, Larry     | 1996           |                     |                |                  |                    |
| McCauley, Al       | 1890           | Mokan, John         | 1922-27        |                     |                |                  |                    |
| McClain, Reggie    | 2020           | Molinaro, Bob       | 1982-83        |                     |                |                  |                    |
| McClellan, Bill    | 1883-84        | Mollenkamp, Fred    | 1914           |                     |                |                  |                    |
| McCloskey, John    | 1906-07        | Monchak, Alex       | 1940           |                     |                |                  |                    |
| McCormack, Don     | 1980-81        | Money, Don          | 1968-72        |                     |                |                  |                    |
| McCormick, Frank   | 1946-47        | Monge, Sid          | 1982-83        |                     |                |                  |                    |
| McCormick, Moose   | 1908           | Moniak, Mickey      | 2020-22        |                     |                |                  |                    |
| McCurdy, Harry     | 1930-33        | Monroe, John        | 1921           |                     |                |                  |                    |
| McCutchen, Andrew  | 2019-21        | Montague, John      | 1975           |                     |                |                  |                    |
| McDonald, John     | 2013           | Montanez, Willie    | 1970-75; 82    |                     |                |                  |                    |
| McDonough, Ed      | 1909-10        | Monteagudo, Rene    | 1945           |                     |                |                  |                    |
| McDowell, Roger    | 1989-91        | Montgomery, Steve   | 1999           |                     |                |                  |                    |
| McElroy, Chuck     | 1989-90        | Moore, Brad         | 1988; 90       |                     |                |                  |                    |
| McElroy, Jim       | 1884           | Moore, Cy           | 1933-34        |                     |                |                  |                    |
| McFadden, Barney   | 1902           | Moore, Dee          | 1943; 46       |                     |                |                  |                    |
| McFarland, Ed      | 1897-1901      | Moore, Earl         | 1908-13        |                     |                |                  |                    |
| McFetridge, Jack   | 1890; 1903     | Moore, Euel         | 1934-36        |                     |                |                  |                    |
| McGaffigan, Patsy  | 1917-18        | Moore, John         | 1934-37        |                     |                |                  |                    |
| McGill, Willie     | 1895-96        | Moore, Matt         | 2021           |                     |                |                  |                    |
| McGinnis, Gus      | 1893           | Morales, Francisco  | 2022           |                     |                |                  |                    |
| McGowan, Dustin    | 2015           | Moran, Pat          | 1910-14        |                     |                |                  |                    |
| McGraw, Bob        | 1928-29        | Morandini, Mickey   | 1990-97; 2000  |                     |                |                  |                    |
| McGraw, Tug        | 1975-84        | Morehead, Seth      | 1957-59        |                     |                |                  |                    |
| McGuire, Deacon    | 1886-88        | Moreland, Keith     | 1978-81        |                     |                |                  |                    |
| McInnis, John      | 1927           | Morelock, Harry     | 1891-92        |                     |                |                  |                    |
| McKee, Rogers      | 1943-44        | Moren, Lew          | 1907-10        |                     |                |                  |                    |
| McLaughlin, Barnie | 1887           | Morgan, Adam        | 2015-20        |                     |                |                  |                    |

## O

|                       |                |
|-----------------------|----------------|
| Oana, Prince          | 1934           |
| Oates, Johnny         | 1975-76        |
| Oatesholtzer, Brett   | 2016           |
| O'Brien, Frank        | 1923           |
| O'Connor, Frank       | 1893           |
| O'Donnell, Harry      | 1927           |
| O'Doul, Lefty         | 1929-30        |
| Oeschger, Joe         | 1914-19; 24    |
| Offerman, Jose        | 2005           |
| Ogando, Nefi          | 2015           |
| Ogea, Chad            | 1999           |
| Oldis, Bob            | 1962-63        |
| Olivares, Omar        | 1995           |
| Oliver, Al            | 1984           |
| Oliver, Gene          | 1967           |
| O'Neal, Oran (Skinny) | 1925; 27       |
| O'Neal, Randy         | 1989           |
| O'Neil, John          | 1946           |
| Ontiveros, Steve      | 1989-90        |
| Oropesa, Eddie        | 2001           |
| O'Rourke, Joe         | 1929           |
| Orr, Pete             | 2011-13        |
| Orth, Al              | 1895-1901      |
| Osborn, Fred          | 1907-09        |
| O'Sullivan, Sean      | 2014-15        |
| Oswalt, Roy           | 2010-11        |
| Otero, Ricky          | 1996-97        |
| Owens, Jim            | 1955-56; 58-62 |
| Owens, Red            | 1899           |

## P

|                    |             |
|--------------------|-------------|
| Packard, Gene      | 1919        |
| Padden, Tommy      | 1943        |
| Padgett, Don       | 1947-48     |
| Padilla, Vicente   | 2000-05     |
| Pagan, Jose        | 1973        |
| Pall, Donn         | 1993        |
| Palmer, David      | 1988        |
| Palmer, Lowell     | 1969-71     |
| Palsy, Stan        | 1953-55     |
| Papelbon, Jonathan | 2012-15     |
| Pardo, Al          | 1988-89     |
| Paredes, Jimmy     | 2016        |
| Parent, Mark       | 1997-98     |
| Park, Chan Ho      | 2009        |
| Parker, Blake      | 2019-20     |
| Parker, Dixie      | 1923        |
| Parkinson, Frank   | 1921-24     |
| Parrett, Jeff      | 1989-90; 96 |
| Parrilla, Sam      | 1970        |
| Parrish, Lance     | 1987-88     |
| Paskert, Dode      | 1911-17     |
| Pasquariello, Mike | 1919        |
| Passseau, Claude   | 1936-39     |
| Paulette, Gene     | 1919-20     |
| Paulino, David     | 2021        |
| Peacock, Johnny    | 1944-45     |
| Peace, Frank       | 1933-35     |
| Pearce, Harry      | 1917-19     |
| Pearson, Ike       | 1939-42; 46 |
| Peel, Homer        | 1929        |
| Peguero, Julio     | 1992        |
| Pellagrini, Eddie  | 1951        |

## N

|                  |             |
|------------------|-------------|
| Nagel, Bill      | 1941        |
| Nahem, Sam       | 1942; 48    |
| Nahorodny, Bill  | 1976        |
| Nash, Billy      | 1896-98     |
| Nash, Jim        | 1972        |
| Nava, Daniel     | 2017        |
| Naylor, Earl     | 1942-43     |
| Neagle, Jack     | 1883        |
| Neale, Greasy    | 1921        |
| Neeman, Cal      | 1960-61     |
| Negray, Ron      | 1955-56     |
| Neibauer, Gary   | 1972        |
| Neiger, Al       | 1960        |
| Nelson, Nick     | 2022        |
| Nelson, Red      | 1912-13     |
| Neris, Héctor    | 2014-21     |
| Neshek, Pat      | 2017; 18-19 |
| Newell, Tom      | 1987        |
| Newhan, David    | 2000-01     |
| Newsome, Skeeter | 1946-47     |
| Niarhos, Gus     | 1954-55     |
| Nicasio, Juan    | 2017; 19    |
| Nichols, Chester | 1930-32     |
| Nichols, Kid     | 1905-06     |
| Nicholson, Bill  | 1949-53     |
| Nicholson, Frank | 1912        |
| Nickle, Doug     | 2000-02     |
| Niehoff, Bert    | 1915-17     |
| Nieto, Tom       | 1989-90     |
| Nieves, Wil      | 2014        |
| Nittoli, Vinny   | 2022        |

# ALL-TIME ROSTER

|   |   |   |  |  |
|---|---|---|--|--|
| <p>Pena, Roberto 1968<br/>Pence, Hunter 2011-12<br/>Penson, Paul 1954<br/>Peraza, Luis 1969<br/>Perez, Juan 2011<br/>Perez, Tomas 2000-05<br/>Perez, Tony 1983<br/>Perez, Yorkis 1998-99<br/>Perkins, Cameron 2017<br/>Person, Robert 1999-2002<br/>Peterman, Bill 1942<br/>Peters, John 1921-22<br/>Peterson, Kent 1952-53<br/>Pettibone, Jonathan 2013-14<br/>Petti, Leon 1937<br/>Pezzullo, Pretzels 1935-36<br/>Pfeil, Bobby 1971<br/>Phelps, David 2020<br/>Phillee, Dave 1958-60<br/>Phillips, Adolfo 1964-66<br/>Phillips, Buz 1930<br/>Phillips, J.R. 1996<br/>Phillips, Taylor 1959-60<br/>Piatt, Wiley 1898-1900<br/>Picciuto, Nick 1945<br/>Pickrel, Clarence 1933<br/>Pickup, Ty 1918<br/>Pierce, Ray 1925-26<br/>Pierce, Dick 1883<br/>Pierre, Juan 2012<br/>Pilette, Duane 1956<br/>Pina, Horacio 1978<br/>Pinto, Boal 1922; 24<br/>Pinto, Ricardo 2017<br/>Pirela, José 2019<br/>Pitko, Alex 1938<br/>Pittinger, Charles 1905-07<br/>Pivetta, Nick 2017-20<br/>Plantenberg, Erik 1997<br/>Plassmeyer, Michael 2022<br/>Plesac, Dan 2002-03<br/>Plock, Walter 1891<br/>Plouffe, Trevor 2018<br/>Podgajny, Johnny 1940-43<br/>Poff, John 1979<br/>Poindexter, Jennings 1939<br/>Polanco, Placido 2002-05; 10-12<br/>Poland, Hugh 1947<br/>Politte, Cliff 1999-2002<br/>Poole, Jim 1999<br/>Porto, Al 1948<br/>Portugal, Mark 1997-98<br/>Possehl, Lou 1946-48; 51-52<br/>Post, Wally 1958-60<br/>Powell, Brian 2004<br/>Powell, Jake 1945<br/>Power, Vic 1964<br/>Powers, Les 1939<br/>Pratt, Todd 1992-94; 2001-05<br/>Prendergast, Mike 1918-19<br/>Pridie, Jason 2012<br/>Prim, Ray 1935<br/>Prince, Tom 1999-2000<br/>Pritchett, Chris 2000<br/>Proly, Mike 1981<br/>Pruett, Hub 1927-28<br/>Puckett, Troy 1911<br/>Punto, Nick 2001-03<br/>Purcell, Blondie 1883-84<br/>Purnell, Jesse 1904<br/>Pyle, Shadow 1884</p> | <p style="background-color: #c00000; color: white; padding: 2px; font-weight: bold; letter-spacing: 0.5em;">R</p>             | <p>Quinn, Roman 2016; 2018-22<br/>Quintero, Humberto 2013<br/>Quirico, Rafael 1996</p>  | <p>Rodriguez, Joely 2016-17<br/>Rodriguez, Pedro (Freddy) 1959<br/>Rodriguez, Sean 2019<br/>Roebuck, Ed 1964-66<br/>Roenicke, Ron 1986-87<br/>Rogodzinski, Mike 1973-75<br/>Rogovin, Saul 1955-57<br/>Rojas, Cookie 1963-69<br/>Rolen, Scott 1996-2002<br/>Rollins, Jimmy 2000-14<br/>Romero, J.C. 2007-11<br/>Romero, JoJo 2020-22<br/>Rosario, Francisco 2007<br/>Rose, Pete 1979-83<br/>Rosenberg, B.J. 2012-14<br/>Rosin, Seth 2015<br/>Ross, Bob 1956<br/>Rossman, Bubby 2022<br/>Rosso, Ramón 2020-21<br/>Roth, Frank 1903-04<br/>Rowan, Jack 1911<br/>Rowand, Aaron 2006-07<br/>Rowe, Schoolboy 1943; 46-49<br/>Rowell, Bama 1948<br/>Roy, Charles 1906<br/>Roy, Luther 1929<br/>Roznovsky, Vic 1969<br/>Ruble, Bill 1934<br/>Rucker, Dave 1985-86<br/>Rudolph, John 1903<br/>Ruf, Darin 2012-16<br/>Ruffcorn, Scott 1997<br/>Ruffin, Bruce 1986-91<br/>Ruiz, Carlos 2006-16<br/>Rupp, Cameron 2013-17<br/>Russell, James 2016<br/>Russell, John 1984-88<br/>Ruthven, Dick 1973-75; 78-83<br/>Ryal, Mark 1989<br/>Ryan, Connie 1952-53<br/>Ryan, John 1935<br/>Ryan, Ken 1996-99<br/>Ryan, Mike 1968-73</p> | <p>Schanz, Charley 1944-47<br/>Scharin, George 1937-40<br/>Schatzeder, Sean 1986-87<br/>Scheible, John 1894<br/>Schell, Danny 1954-55<br/>Scherrer, Bill 1988<br/>Schesler, Dutch 1931<br/>Schettler, Lou 1910<br/>Schierholtz, Nate 2012<br/>Schilling, Curt 1992-2000<br/>Schmidt, Fred 1947<br/>Schmidt, Mike 1972-89<br/>Schneider, Brian 2010-12<br/>Schott, Gene 1939<br/>Schrenk, Steve 1999-2000<br/>Schriver, Pop 1888-90<br/>Schroll, Al 1959<br/>Schu, Rick 1984-87; 91<br/>Schueler, Ron 1974-76<br/>Schulmerich, Wes 1933-34<br/>Schulte, Frank 1917<br/>Schulte, Herman 1940<br/>Schulte, John 1928<br/>Schultz, Howie 1947-48<br/>Schultz, Joe 1924-25<br/>Schultze, John 1891<br/>Schuster, Patrick 2016<br/>Schwarber, Kyle 2022<br/>Schwimer, Michael 2011-12<br/>Scott, Jack 1927<br/>Scott, LeGrant 1939<br/>Scott, Marshall 1945<br/>Seanez, Rudy 2008<br/>Searcy, Steve 1991-92<br/>Seaton, Tom 1912-13<br/>Sebra, Bob 1988-89<br/>Sedgwick, Duke 1921<br/>Sefcik, Kevin 1995-2000<br/>Segovia, Zack 2007<br/>Segura, Jean 2019-22<br/>Selma, Dick 1970-73<br/>Seminick, Andy 1943-51; 55-57<br/>Semproch, Ray 1958-59<br/>Sentell, Paul 1906-07<br/>Seoane, Manny 1977<br/>Service, Scott 1988<br/>Shantz, Bobby 1964<br/>Sharrott, John 1893<br/>Shea, Mervyn 1944<br/>Shea, Nap 1902<br/>Shean, Dave 1908-09<br/>Sheerin, Charles 1936<br/>Shepherd, Keith 1992<br/>Sherlock, John 1930<br/>Shields, Ben 1931<br/>Shilling, Jim 1939<br/>Shindle, Bill 1891<br/>Shipanoff, Dave 1985<br/>Shockley, Costen 1964<br/>Short, Chris 1959-72<br/>Shugart, Frank 1897<br/>Shultz, Wallace 1911-12<br/>Shumaker, Anthony 1999<br/>Shuman, Harry 1944<br/>Sicking, Eddie 1919<br/>Siegrist, Kevin 2017<br/>Sievors, Roy 1962-64<br/>Sigman, Tripp 1929-30<br/>Silva, Carlos 2002-03<br/>Silvestri, Ken 1949-51<br/>Simmons, Curt 1947-50; 52-60<br/>Simon, Randall 2006<br/>Simpson, Wayne 1975<br/>Singleton, John 1922<br/>Sisler, Dick 1948-51<br/>Sivess, Pete 1936-38<br/>Sixsmith Ed 1884<br/>Sizemore, Grady 2014-15</p> |
| <p style="background-color: #c00000; color: white; padding: 2px; font-weight: bold; letter-spacing: 0.5em;">Q</p>   | <p>Qualls, Chad 2012<br/>Qualters, Tom 1953; 57-58<br/>Quantrill, Paul 1994-95<br/>Quinlan, Tom 1994<br/>Quinn, John 1911</p> | <p>Rader, Dave 1979<br/>Rader, Don 1921<br/>Raffensberger, Ken 1943-47<br/>Raffo, Al 1969<br/>Ragan, Pat 1923<br/>Ragland, Frank 1933<br/>Rambo, Pete 1926<br/>Ramirez, Elizardo 2004<br/>Ramirez, J.C. 2013<br/>Ramos, Edgar 1997<br/>Ramos, Edubray 2016-19<br/>Ramos, Pedro 1967<br/>Ramos, Wilson 2018<br/>Ransom, Cody 2010<br/>Reapp, Joseph 1921-23<br/>Rawley, Shane 1984-88<br/>Rawlings, Johnny 1920-21<br/>Raymond, Lou 1919<br/>Ready, Randy 1989-91; 94-95<br/>Realmuto, J.T. 2019-<br/>Reams, Leroy 1969<br/>Rebel, Art 1938<br/>Redus, Gary 1986<br/>Reed, Jerry 1981-82<br/>Reed, Milt 1913-14<br/>Reed, Ron 1976-83<br/>Register, Steven 2009<br/>Reid, Scott 1969-70<br/>Reilly, Charlie 1892-95<br/>Reis, Tommy 1938<br/>Relaford, Desi 1996-2000<br/>Rementer, Butch 1904<br/>Remsen, Jack 1884<br/>Rensu, Tony 1930-31<br/>Repulski, Rip 1957-58<br/>Revere, Ben 2013-15<br/>Reyes, Carlos 2000<br/>Reynolds, Ken 1970-72<br/>Reynolds, Ronn 1986<br/>Rhem, Flint 1932-33<br/>Rhodes, Arthur 2006<br/>Ricci, Chuck 1995<br/>Rice, Bob 1926<br/>Richardson, Ken 1946<br/>Richbourg, Lance 1921<br/>Richert, Pete 1974<br/>Richie, Lew 1906-09<br/>Ridzik, Steve 1950; 52-55; 66<br/>Riley, Lee 1944<br/>Ring, Jimmy 1921-25; 28<br/>Ringo, Frank 1883-84<br/>Rios, Yacksel 2017-19<br/>Ripple, Charlie 1944-46<br/>Ritchie, Wally 1987-88; 91-92<br/>Ritter, Hank 1912<br/>Rivera, Ben 1992-94<br/>Rixey, Eppa 1912-17; 19-20<br/>Rizzo, Johnny 1940-41<br/>Roa, Joe 2002-03<br/>Roach, Mel 1962<br/>Roberson, Chris 2006-07<br/>Roberts, Dave W. 1982<br/>Roberts, Ken 2015<br/>Roberts, Robin 1948-61<br/>Robertson, David 2019; 22<br/>Robertson, Mike 1997<br/>Robertson, Nate 2010<br/>Robinson, Bill 1972-74; 82-83<br/>Robinson, Craig 1972-73<br/>Robinson, Don 1992<br/>Robinson, Humberto 1959-60<br/>Robles, Mauricio 2013<br/>Rodriguez, Felix 2004</p> | <p style="background-color: #c00000; color: white; padding: 2px; font-weight: bold; letter-spacing: 0.5em;">S</p>  | <p>Sadowski, Bob 1961<br/>Salas, Fernando 2019<br/>Salisbury, Bill 1902<br/>Salvo, Manny 1943<br/>Samuel, Juan 1983-89<br/>Sanchez, Brian 2006; 12<br/>Sanchez, Alejandro 1982-83<br/>Sánchez, Cristopher 2021-<br/>Sand, Heinie 1923-28<br/>Sandberg, Ryne 1981<br/>Sanders, Ben 1888-89<br/>Sandoval, Danny 2005-06<br/>Sands, Donny 2022<br/>Sanford, Jack 1956-58<br/>Sanicki, Ed 1949; 51<br/>Santana, Carlos 2018<br/>Santana, Julio 2006<br/>Santiago, Benito 1996<br/>Santiago, Jose 2001-02<br/>Sardinha, Dane 2010-11<br/>Saucier, Kevin 1978-80<br/>Saunders, Michael 2017<br/>Savage, Harold 1912<br/>Savage, Ted 1962<br/>Savery, Joe 2011-13<br/>Sawatski, Carl 1958-59<br/>Saylor, Phil 1891<br/>Scanlon, Frank 1909<br/>Scarce, Mac 1972-74<br/>Scarritt, Russ 1932<br/>Scarsons, Steve 1992<br/>Schaffer, Jim 1966-67<br/>Schall, Gene 1995-96</p>  |

HISTORY

# ALL-TIME ROSTER

|                      |               |                     |                  |                      |                       |                    |                |
|----------------------|---------------|---------------------|------------------|----------------------|-----------------------|--------------------|----------------|
| Sizemore, Ted        | 1977-78       | Suárez, Ranger      | 2018-            | Tucker, Michael      | 2005                  | Waner, Lloyd       | 1942           |
| Slagle, Jimmy        | 1900-01       | Suhr, Gus           | 1939-40          | Turner, Shane        | 1988                  | Ward, Bryan        | 2000           |
| Slaughter, Barney    | 1910          | Sulik, Ernie        | 1936             | Turner, Tuck         | 1893-96               | Ward, Joe          | 1906; 09-10    |
| Slocumb, Heathcliff  | 1994-95       | Sullivan, Frank     | 1961-62          | Twitcheil, Wayne     | 1971-77               | Ward, Piggy        | 1883; 89       |
| Smalley, Roy         | 1955-58       | Sullivan, Joe       | 1894-96          | Tyng, Jim            | 1888                  | Ward, Turner       | 2001           |
| Smith, Al            | 1938-39       | Sullivan, John      | 1968             | Tyson, Turkey        | 1944                  | Warthen, Dan       | 1977           |
| Smith, Bobby Gene    | 1960-61       | Sullivan, Tom       | 1922             |                      |                       | Warner, Fred       | 1883           |
| Smith, Billy         | 1962          | Sunday, Billy       | 1890             | <b>U</b>             |                       | Warner, Jackie     | 1933           |
| Smith, Charley       | 1961          | Surhoff, Rich       | 1985             | Uecker, Bob          | 1966-67               | Warren, Bennie     | 1939-42        |
| Smith, Edgar         | 1883          | Suzche, George      | 1929             | Ulrich, Dutch        | 1925-27               | Watkins, Jimmy     | 1943-46        |
| Smith, George        | 1919-22       | Susdorf, Stephen    | 2013             | Underwood, Tom       | 1974-77               | Washburn, Libe     | 1903           |
| Smith, Jacob         | 1911          | Sutherland, Gary    | 1966-68          | Unser, Del           | 1973-74; 79-82        | Washer, Buck       | 1905           |
| Smith, Jimmy         | 1921-22       | Sutthoff, Jack      | 1904-05          | Urbina, Ugueth       | 2005                  | Washburn, Dave     | 1969           |
| Smith, Lonnie        | 1978-81       | Sveum, Dale         | 1992             | Utley, Chase         | 2003-15               | Watkins, Ed        | 1902           |
| Smith, Matt          | 2006          | Sweeney, Darnell    | 2015             |                      |                       | Watkins, George    | 1935-36        |
| Smith, Phenomenal    | 1890-91       | Sweeney, Mike       | 2010             | <b>V</b>             |                       | Watson, Milt       | 1918-19        |
| Smith, Tom           | 1895          | Sweetland, Les      | 1927-30          | Vadeboncoeur, Gene   | 1884                  | Watt, Eddie        | 1974           |
| Smoll, Clyde (Lefty) | 1940          | Swindle, R.J.       | 2008             | Valdes, Raúl         | 2012-13               | Watt, Frank        | 1931           |
| Smyly, Drew          | 2019          | Syndergaard, Noah   | 2022             | Valdez, Wilson       | 2010-11               | Watwood, John      | 1939           |
| Smythe, Bill         | 1929-30       |                     |                  | Valent, Eric         | 2001-02               | Webb, Bill         | 1943           |
| Snelling, Chris      | 2008          | <b>T</b>            |                  | Valentin, Jesmuel    | 2018                  | Webster, Lenny     | 1995           |
| Sorrell, Bill        | 1965          | Taber, Ed           | 1926-27          | Valenzuela, Fernando | 1994                  | Wehmeier, Herm     | 1954-56        |
| Sosa, Edmundo        | 2022          | Tabor, Jim          | 1946-47          | Valo, Elmer          | 1956; 61              | Wehmeier, Dave     | 1984           |
| Sothorn, Denny       | 1926; 28-30   | Taguchi, So         | 2008             | Van Buren, Deacon    | 1904                  | Weinert, Phil      | 1919-24        |
| Spalding, Dick       | 1927          | Taitt, Doug         | 1931-32          | Van Dusen, Fred      | 1955                  | Weintraub, Phil    | 1938           |
| Sparks, Tully        | 1897; 1903-10 | Tamulis, Vito       | 1941             | Van Dyke, Ben        | 1909                  | Weiser, Bud        | 1915-16        |
| Speece, Bryon        | 1930          | Tartabull, Danny    | 1997             | Van Slyke, Andy      | 1995                  | Welch, Mike        | 1998           |
| Spencer, Ed          | 1911          | Taschner, Jack      | 2009             | Vargas, Jason        | 2009                  | Welchonce, Harry   | 1911           |
| Sperry, Stan         | 1936          | Tauby, Fred         | 1937             | Varsho, Gary         | 1995                  | Wells, Bob         | 1994           |
| Spindler, Hal        | 1945-46       | Taylor, Jack        | 1892-97          | Vatcher, Jim         | 1990                  | Wells, Casper      | 2013           |
| Spojlicar, Paul      | 1999          | Taylor, Reggie      | 2000-01          | Velasquez, Vince     | 2016-21               | Wendell, Lew       | 1924-26        |
| Spotts, Jim          | 1930          | Taylor, Tony        | 1960-71; 74-76   | Verban, Emil         | 1946-48               | Wendell, Turk      | 2001; 03       |
| Spradlin, Jerry      | 1997-98       | Tejeda, Robinson    | 2005             | Verbanic, Joe        | 1966                  | Wenz, Fred         | 1970           |
| Spragins, Homer      | 1947          | Tekulve, Kent       | 1985-88          | Verdel, Al           | 1944                  | Werth, Jayson      | 2007-10        |
| Spring, Jack         | 1955          | Telemaco, Amaury    | 1999-2001; 03-05 | Vergez, Johnny       | 1935-36               | West, David        | 1993-96        |
| Springer, Dennis     | 1995          | Terlecki, Bob       | 1972             | Vickery, Tom         | 1890; 93              | Westlake, Jim      | 1955           |
| Springer, Russ       | 1995-96       | Therrien, Jesen     | 2017             | Victorino, Shane     | 2005-12               | Westlake, Wally    | 1956           |
| Sproull, Charlie     | 1945          | Thevenow, Tommy     | 1929-30          | Vierling, Matt       | 2021-22               | Weston, Mickey     | 1992           |
| Stack, Eddie         | 1910-11       | Thigpen, Bobby      | 1993             | Vincent, Nick        | 2019                  | Weyhing, Gus       | 1892-95        |
| Stainback, Tuck      | 1938          | Thoenen, Dick       | 1967             | Vines, Bob           | 1925                  | Wheat, Mack        | 1920-21        |
| Stairs, Matt         | 2008-09       | Thomas, Bill        | 1902             | Vinton, Bill         | 1884-85               | Wheeler, George    | 1896-99        |
| Stallings, George    | 1897-98       | Thomas, Derrel      | 1985             | Virgil, Ozzie        | 1980-85               | Wheeler, Zack      | 2020-          |
| Stanceu, Charley     | 1946          | Thomas, Frank       | 1964-65          | Vorhees, Cy          | 1902                  | White, Bill        | 1966-68        |
| Stanicek, Steve      | 1989          | Thomas, Roy         | 1899-1908; 10-11 | Vosberg, Ed          | 2000-01               | White, C.B.        | 1883           |
| Stanley, John        | 1911          | Thomas, Tommy       | 1935             | Vukovich, George     | 1980-82               | White, Deke        | 1895           |
| Starr, Charlie       | 1909          | Thomas, Valmy       | 1959             | Vukovich, John       | 1970-71; 76-77; 79-81 | White, Doc         | 1901-02        |
| Stassi, Brock        | 2017          | Thomason, Erskine   | 1974             |                      |                       | White, Rick        | 2006           |
| Stearns, John        | 1974          | Thome, Jim          | 2003-05; 12      | <b>W</b>             |                       | White, Sammy       | 1962           |
| Steevens, Morrie     | 1964-65       | Thompson, Fresco    | 1927-30          | Wagenhurst, Woodie   | 1888                  | Whiten, Mark       | 1995-96        |
| Stein, Justin        | 1938          | Thompson, Jake      | 2016-18          | Wagner, Billy        | 2004-05               | Whiteside, Matt    | 1998           |
| Steinbrenner, Gene   | 1912          | Thompson, Jocko     | 1948-51          | Wagner, Gary         | 1965-69               | Whiting, Jesse     | 1902           |
| Steininger, Ray      | 1924          | Thompson, Milt      | 1986-88; 93-94   | Wagner, Hal          | 1948-49               | Whitman, Dick      | 1950-51        |
| Stengel, Casey       | 1920-21       | Thompson, Sam       | 1889-98          | Waitkus, Eddie       | 1949-53; 55           | Whitney, Pinky     | 1928-33; 36-39 |
| Stephenson, Dummy    | 1892          | Thon, Dickie        | 1989-91          | Waitt, Charlie       | 1883                  | Whitrock, Bill     | 1896           |
| Stephenson, Garrett  | 1997-98       | Thornton, John      | 1891-92          | Walbeck, Matt        | 2001                  | Whitted, George    | 1915-19        |
| Stephenson, Walter   | 1937          | Thurston, Joe       | 2006             | Walczak, Edwin       | 1945                  | Wigginton, Ty      | 2012           |
| Stevens, Bobby       | 1931          | Tierney, Cotton     | 1923             | Walding, Mitch       | 2018-19               | Wilber, Del        | 1951-52        |
| Stewart, Dave        | 1985-86       | Timlin, Mike        | 2002             | Walk, Bob            | 1980                  | Wilhelm, Kaiser    | 1921           |
| Stewart, Glen        | 1943-44       | Tincup, Ben         | 1914-16; 18      | Walker, Curt         | 1921-24               | Williams, Cy       | 1918-30        |
| Stewart, Neb         | 1940          | Tinsley, Lee        | 1996             | Walker, Harry        | 1947-48               | Williams, George   | 1961           |
| Stinnett, Kelly      | 2003          | Titcomb, Cannonball | 1886             | Walker, Martin       | 1928                  | Williams, Jerome   | 2014-15        |
| Stock, Milt          | 1915-18       | Titus, John         | 1903-12          | Walker, Neil         | 2020                  | Williams, Luke     | 2021           |
| Stocker, Kevin       | 1993-97       | Todd, Al            | 1932-35          | Walker, Tyler        | 2009                  | Williams, Mike     | 1992-96; 2003  |
| Stone, Gene          | 1969          | Tolan, Bobby        | 1976-77          | Wallace, Dave        | 1973-74               | Williams, Mitch    | 1991-93        |
| Stone, Jeff          | 1983-87       | Toliver, Fred       | 1985-87          | Wallace, Doc         | 1919                  | Williams, Nick     | 2017-19        |
| Stone, Ron           | 1969-72       | Torgeson, Earl      | 1953-55          | Wallace, Harry       | 1912                  | Williams, Walt     | 1903           |
| Stoner, Lil          | 1931          | Torreyes, Ronald    | 2020-21          | Wallace, Mike        | 1973-74               | Willingham, Tom    | 1931-33        |
| Stott, Bryson        | 2022          | Tovar, Cesar        | 1973             | Walls, Lee           | 1960-61               | Willoughby, Claude | 1925-30        |
| Stoviak, Ray         | 1938          | Townsend, John      | 1901             | Walrod, Les          | 2008                  | Wilson, Billy      | 1969-73        |
| Strike, John         | 1886          | Tracy, Andy         | 2008             | Walsh, August        | 1927-28               | Wilson, Glenn      | 1984-87        |
| Strincevich, Nick    | 1948          | Tragesser, Walt     | 1919-20          | Walsh, Jimmy         | 1910-13               | Wilson, Hack       | 1934           |
| Stuart, Dick         | 1965          | Triandos, Gus       | 1964-65          | Walsh, John          | 1903                  | Wilson, Jim        | 1923-28; 34-38 |
| Stubbs, Garrett      | 2022          | Trillo, Manny       | 1979-82          | Walsh, Walt          | 1920                  | Wilson, Maxie      | 1940           |
| Stuffel, Paul        | 1950; 52-53   | Trinkle, Ken        | 1949             | Walters, Bucky       | 1934-38               | Wiltse, Hal        | 1931           |
| Stumpf, Daniel       | 2016          | Triplett, Coaker    | 1943-45          | Walters, Ken         | 1960-61               | Wine, Bobby        | 1960; 62-68    |
| Stutes, Michael      | 2011-13       |                     |                  |                      |                       | Winston, Darrin    | 1997-98        |
| Stutz, George        | 1926          |                     |                  |                      |                       | Winters, Jesse     | 1921-23        |

## ALL-TIME ROSTER

|  |  |   |   |   |   |  |   |
|--|--|---|---|---|---|--|---|
| Wise, Rick<br>Withrow, Frank<br>Wockenfuss, John<br>Woehr, Andy<br>Wolf, Randy<br>Wolff, Bill<br>Wolstenholme, Abe<br>Wolverton, Harry<br>Wood, George | 1964; 66-71<br>1920; 22<br>1984-85<br>1923-24<br>1999-2006<br>1902<br>1883<br>1900-04<br>1886-89 | Wood, Pete<br>Woods, Jim<br>Woodward, Frank<br>Wooten, Shawn<br>Workman, Brandon<br>Worley, Vance<br>Worrell, Tim<br>Wrightstone, Russ<br>Wyatt, Whit<br>Wyrostek, Johnny | 1889<br>1960-61<br>1918-19<br>2004<br>2020<br>2010-12<br>2004-05<br>1920-28<br>1945<br>1946-47; 52-54 | <div style="text-align: center; background-color: #c00000; color: white; padding: 2px; font-weight: bold;">Y</div> Yarnall, Rusty<br>Yeabsley, Bert<br>Yingling, Joe<br>Youmans, Floyd<br>Young, Bobby<br>Young, Del<br>Young, Delmon<br>Young, Dick<br>Young, Michael<br>Young, Mike | <div style="text-align: center; background-color: #c00000; color: white; padding: 2px; font-weight: bold;">Z</div> Zachary, Tom<br>Zachry, Pat<br>Zagurski, Mike<br>Zeile, Todd<br>Ziegler, Charlie<br>Zimmer, Bradley<br>Zimmer, Chief<br>Zuber, Jon | 1926<br>1919<br>1894<br>1989<br>1958<br>1937-40<br>2013<br>1951-52<br>2013<br>1988 | 1936<br>1985<br>2007; 10-11<br>1996<br>1900<br>2022<br>1903<br>1996; 98 |
|--|--|---|---|---|---|--|---|

## MANAGERS

There have been 56 managers of the Phillies.

| YEAR(S)   | NAME             | GAMES | W   | L   | T  | PCT  | YEAR(S)   | NAME           | GAMES | W   | L   | T | PCT   |
|-----------|------------------|-------|-----|-----|----|------|-----------|----------------|-------|-----|-----|---|-------|
| 1883      | Bob Ferguson     | 17    | 4   | 13  | 0  | .235 | 1948-1952 | Eddie Sawyer   | 591   | 296 | 292 | 3 | .503  |
| 1883      | Bill Purcell     | 82    | 13  | 68  | 1  | .165 | 1952-1954 | Steve O'Neill  | 324   | 182 | 140 | 2 | .565  |
| 1884-1890 | Harry Wright     | 755   | 387 | 351 | 17 | .513 | 1954      | Terry Moore    | 77    | 35  | 42  | 0 | .455  |
| 1890      | Jack Clements    | 19    | 13  | 6   | 0  | .684 | 1955-1958 | Mayo Smith     | 547   | 264 | 281 | 2 | .484  |
| 1890      | Al Reach         | 11    | 4   | 7   | 0  | .364 | 1958-1960 | Eddie Sawyer   | 227   | 94  | 132 | 1 | .416  |
| 1890      | Bob Allen        | 35    | 25  | 10  | 0  | .714 | 1960      | Andy Cohen     | 1     | 1   | 0   | 0 | 1.000 |
| 1890-1893 | Harry Wright     | 472   | 249 | 215 | 8  | .528 | 1960-1968 | Gene Mauch     | 1331  | 645 | 684 | 2 | .485  |
| 1894-1895 | Arthur Irwin     | 263   | 149 | 110 | 4  | .574 | 1968      | George Myatt   | 2     | 2   | 0   | 0 | 1.000 |
| 1896      | Billy Nash       | 131   | 62  | 68  | 1  | .477 | 1968-1969 | Bob Skinner    | 215   | 92  | 123 | 0 | .423  |
| 1897-1898 | George Stallings | 180   | 74  | 104 | 2  | .417 | 1969      | George Myatt   | 54    | 19  | 35  | 0 | .352  |
| 1898-1902 | Bill Shettsline  | 677   | 367 | 303 | 7  | .547 | 1970-1972 | Frank Lucchesi | 399   | 166 | 233 | 0 | .416  |
| 1903      | Chief Zimmer     | 139   | 49  | 86  | 4  | .367 | 1972      | Paul Owens     | 80    | 33  | 47  | 0 | .413  |
| 1904-1906 | Hugh Duffy       | 464   | 206 | 251 | 7  | .430 | 1973-1979 | Danny Ozark    | 1105  | 594 | 510 | 1 | .538  |
| 1907-1909 | Bill Murray      | 458   | 240 | 214 | 4  | .528 | 1979-1981 | Dallas Green   | 299   | 169 | 130 | 0 | .565  |
| 1910-1914 | Red Dooin        | 775   | 392 | 370 | 13 | .514 | 1982-1983 | Pat Corrales   | 248   | 132 | 115 | 1 | .532  |
| 1915-1918 | Pat Moran        | 586   | 323 | 257 | 6  | .556 | 1983-1984 | Paul Owens     | 239   | 128 | 111 | 0 | .536  |
| 1919      | Jack Coombs      | 62    | 18  | 44  | 0  | .290 | 1985-1987 | John Felske    | 384   | 190 | 194 | 0 | .495  |
| 1919-1920 | Gavvy Cravath    | 229   | 91  | 137 | 1  | .400 | 1987-1988 | Lee Elia       | 254   | 111 | 142 | 1 | .439  |
| 1921      | Bill Donovan     | 102   | 31  | 71  | 0  | .304 | 1988      | John Vukovich  | 9     | 5   | 4   | 0 | .556  |
| 1921-1922 | Kaiser Wilhelm   | 206   | 77  | 128 | 1  | .376 | 1989-1991 | Nick Leyva     | 338   | 148 | 189 | 1 | .438  |
| 1923-1926 | Art Fletcher     | 612   | 231 | 378 | 3  | .380 | 1991-1996 | Jim Fregosi    | 894   | 431 | 463 | 0 | .482  |
| 1927      | Stuffy McInnis   | 155   | 51  | 103 | 1  | .332 | 1997-2000 | Terry Francona | 648   | 285 | 363 | 0 | .440  |
| 1928-1933 | Burt Shotton     | 923   | 370 | 549 | 4  | .403 | 2001-2004 | Larry Bowa     | 645   | 337 | 308 | 0 | .522  |
| 1934-1938 | Jimmy Wilson     | 763   | 280 | 477 | 6  | .371 | 2004      | Gary Varsho    | 2     | 1   | 1   | 0 | .500  |
| 1938      | Hans Lobert      | 2     | 0   | 2   | 0  | .000 | 2005-2013 | Charlie Manuel | 1416  | 780 | 636 | 0 | .551  |
| 1939-1941 | Doc Prothro      | 460   | 138 | 320 | 2  | .302 | 2013-2015 | Ryne Sandberg  | 278   | 119 | 159 | 0 | .428  |
| 1942      | Hans Lobert      | 151   | 42  | 109 | 0  | .278 | 2015-2017 | Pete Mackanin  | 412   | 174 | 238 | 0 | .422  |
| 1943      | Bucky Harris     | 95    | 40  | 53  | 2  | .432 | 2018-2019 | Gabe Kapler    | 324   | 161 | 163 | 0 | .497  |
| 1943-1945 | Fred Fitzsimmons | 283   | 102 | 179 | 2  | .364 | 2020-2022 | Joe Girardi    | 273   | 132 | 141 | 0 | .484  |
| 1945-1948 | Ben Chapman      | 476   | 197 | 277 | 2  | .414 | 2022      | Rob Thomson    | 111   | 65  | 46  | 0 | .586  |
| 1948      | Dusty Cooke      | 13    | 6   | 6   | 1  | .542 |           |                |       |     |     |   |       |

Two-term managers and their records: Wright (636-566); Sawyer (390-424); Lobert (42-111); Myatt (21-35); Owens (161-158)

HISTORY



## ALL-TIME COACHES ROSTER

|   |   |   |   |
|---|---|---|---|
| *Amaro, Ruben 1980-81<br>Bengough, Benny 1946-58<br>Beringer, Carroll 1973-78<br>Billmeyer, Mick 2004-13<br>Bombard, Marc 2005-06<br>*#Bowa, Larry 1988-96; 2014-17<br>Bristol, Dave 1982-85; 88<br>Brodzinski, Greg 2020-21<br>Calitri, Mike 2022<br>Camilli, Jason 2022<br>Carter, Dick 1959-60<br>*Cash, Dave 1996<br>*Castro, Juan 2020-21<br>Cisco, Galen 1997-2000<br>Cohen, Andy 1960<br>Combs, Earle 1954<br>Conroy, Wid 1922<br>Cooke, Dusty 1948-52<br>Cotham, Caleb 2021<br>Cottier, Chuck 1997-2000<br>*#Cravath, Gavvy 1923<br>*Culp, Benny 1946-47<br>Dancy, Bill 2005-06<br>Davenport, Jim 1986-87<br>Davis, Brandy 1972<br>DeMars, Billy 1969-81<br>Dickerson, Bobby 2019; 22<br>Dillon, Joe 2020-21<br>Driver, Craig 2018-19<br>Dubee, Rich 2005-13<br>Earnshaw, George 1949-50<br>*Edwards, Doc 1970-72 | #Elija, Lee 1980-81; 85-87<br>Felske, John 1984<br>Ferrick, Tom 1959<br>Figueroa, Paco 2019-<br>Flores, José David 2018<br>Gott, Jim 2018-20<br>*Gross, Greg 2001-04; 10-12<br>Guerrero, Pedro 2018-21<br>*Hebner, Rich 2001<br>Henderson, Ramon 1998-2008<br>Henderson, Steve 2013-16<br>*Hoak, Don 1967<br>Hunter, Fred 1928-31; 33<br>*Johnson, Deron 1982-84<br>*Johnson, Syl 1939-41<br>*Jonnard, Bubber 1935<br>Joyner, Wally 2013<br>Kaplan, Brian 2022<br>Kerrigan, Joe 2003-04<br>*Killefer, Bill 1942<br>*Klein, Chuck 1942-45<br>*Knowles, Darold 1989-90<br>Kranitz, Rick 2016-18<br>Lanier, Hal 1990-91<br>Lemon, Bob 1961<br>*#Lobert, Hans 1934-41<br>Long, Kevin 2022<br>Lopes, Davey 2007-10<br>*Lowrey, Peanuts 1960-66<br>Lundquist, Dave 2019-<br>*#Mackanin, Pete 2009-12; 14-15<br>Mallee, John 2018-19 | #Manuel, Charlie 2019<br>Mayo, Eddie 1952-54<br>McClure, Bob 2014-17<br>McDonnell, Maje 1948-57<br>McLaren, John 2016-17<br>*McLish, Cal 1965-66<br>McRae, Hal 1997-2000<br>Meacham, Bobby 2020-22<br>Menke, Denis 1989-96<br>*Meyer, Ben 1925-26<br>Mills, Brad 1997-2000<br>Mizerock, John 2014-15<br>*Morandini, Mickey 2016-17<br>Moses, Wally 1955-58<br>Murphy, Dan 1927<br>Myatt, George 1964-72<br>Nichols, Rod 2013-15<br>*Oldis, Bob 1964-66<br>Onslow, John 1931-32<br>Osteen, Claude 1982-88<br>Perkins, Cy 1946-54<br>Perlozzo, Sam 2009-12<br>Podres, Johnny 1991-96<br>Posedel, Bill 1958<br>Price, Bryan 2020<br>*Ragan, Pat 1924<br>Riddle, Johnny 1959<br>Rigoli, Joe 1996-97<br>Rippelmeyer, Ray 1970-78<br>Roberts, Mel 1992-95<br>Ruhle, Vern 2001-02<br>*Ryan, Mike 1980-95 | *Samuel, Juan 2011-17<br>*#Sandberg, Ryne 2013<br>Scott, Tony 2001-03<br>*Seminick, Andy 1957-58; 67-69<br>*Shea, Merv 1944-45<br>Shepard, Larry 1967<br>Smith, Steve 2007-08<br>*Spalding, Dick 1934-36<br>*Stairs, Matt 2017<br>Starlette, Herm 1979-81<br>Stumpo, Bob 2018-21<br>Sugden, Joe 1926-27<br>Tannehill, Jesse 1920<br>*Taylor, Tony 1977-79; 88-89<br>*Thompson, Milt 2004-10<br>#Thomson, Rob 2018-22<br>Tiefenauer, Bob 1979<br>*Unser, Del 1985-88<br>*#Varsho, Gary 2002-06<br>Velandia, Jorge 2015<br>Vincent, Al 1961-63<br>*#Vukovich, John 1988-2004<br>Wathan, Dusty 2018-<br>Whitehill, Earl 1943<br>Widmar, Al 1962-64; 68-69<br>*#Wilhelm, Kaiser 1921<br>Williams, Jimmy 2007-08<br>*Wine, Bobby 1972-83<br>Wright, Jim 1996<br>*Wyatt, Whit 1955-57<br>Young, Chris 2018-19 |
|---|---|---|---|

\* Played for the Phillies # Managed the Phillies

## YEAR-BY-YEAR FINISH

| YEAR                  | MANAGER(S)  | FINISH | W-L-T    | PCT  | ATTENDANCE |
|-----------------------|---|--------|----------|------|------------|
| <b>8-TEAM LEAGUE</b>  |   |        |          |      |            |
| 1883                  | Bob Ferguson & Bill Purcell                       | 8      | 17-81-1  | .178 | 55,992     |
| 1884                  | Harry Wright                                      | 6      | 39-73-1  | .350 | 100,475    |
| 1885                  | Harry Wright                                      | 3      | 56-54-1  | .509 | 150,698    |
| 1886                  | Harry Wright                                      | 4      | 71-43-5  | .618 | 175,623    |
| 1887                  | Harry Wright                                      | 2      | 75-48-5  | .605 | 253,671    |
| 1888                  | Harry Wright                                      | 3      | 69-61-1  | .531 | 151,804    |
| 1889                  | Harry Wright                                      | 4      | 63-64-3  | .496 | 281,869    |
| 1890                  | Harry Wright, Jack Clements, Al Reach & Bob Allen | 3      | 78-53-1  | .590 | 148,366    |
| 1891                  | Harry Wright                                      | 4      | 68-69-1  | .496 | 217,282    |
| <b>12-TEAM LEAGUE</b> |   |        |          |      |            |
| 1892                  | Harry Wright                                      | 4      | 87-66-1  | .568 | 193,731    |
| 1893                  | Harry Wright                                      | 4      | 72-57-4  | .556 | 293,019    |
| 1894                  | Arthur Irwin                                      | 4      | 71-57-1  | .554 | 352,773    |
| 1895                  | Arthur Irwin                                      | 3      | 78-53-2  | .594 | 474,971    |
| 1896                  | Billy Nash  | 8      | 62-68-0  | .477 | 357,025    |
| 1897                  | George Stallings                                  | 10     | 55-77-2  | .418 | 288,816    |
| 1898                  | George Stallings & Bill Shettsline                | 6      | 78-71-1  | .523 | 265,414    |
| 1899                  | Bill Shettsline                                   | 3      | 94-58-2  | .617 | 388,933    |
| <b>8-TEAM LEAGUE</b>  |   |        |          |      |            |
| 1900                  | Bill Shettsline                                   | 3      | 75-63-3  | .543 | 301,913    |
| 1901                  | Bill Shettsline                                   | 2      | 83-57-0  | .593 | 234,937    |
| 1902                  | Bill Shettsline                                   | 7      | 56-81-1  | .409 | 112,066    |
| 1903                  | Chief Zimmer                                      | 7      | 49-86-4  | .367 | 151,729    |
| 1904                  | Hugh Duffy  | 8      | 52-100-3 | .345 | 140,771    |
| 1905                  | Hugh Duffy  | 4      | 83-69-3  | .545 | 317,932    |

## YEAR-BY-YEAR FINISH

| YEAR                  | MANAGER(S)                              | FINISH   | W-L-T          | PCT         | ATTENDANCE       |
|-----------------------|---|----------|----------------|-------------|------------------|
| 1906                  | Hugh Duffy                              | 4        | 71-82-1        | .464        | 294,680          |
| 1907                  | Bill Murray                             | 3        | 83-64-2        | .564        | 341,216          |
| 1908                  | Bill Murray                             | 4        | 83-71-1        | .539        | 420,660          |
| 1909                  | Bill Murray                             | 5        | 74-79-1        | .484        | 303,177          |
| 1910                  | Red Dooin                               | 4        | 78-75-4        | .510        | 296,597          |
| 1911                  | Red Dooin                               | 4        | 79-73-1        | .520        | 416,000          |
| 1912                  | Red Dooin                               | 5        | 73-79-0        | .480        | 250,000          |
| 1913                  | Red Dooin                               | 2        | 88-63-8        | .579        | 470,000          |
| 1914                  | Red Dooin                               | 6        | 74-80-0        | .481        | 138,474          |
| <b>1915</b>           | <b>Pat Moran</b>                        | <b>1</b> | <b>90-62-1</b> | <b>.592</b> | <b>449,898</b>   |
| 1916                  | Pat Moran                               | 2        | 91-62-1        | .594        | 515,365          |
| 1917                  | Pat Moran                               | 2        | 87-65-2        | .571        | 354,428          |
| 1918                  | Pat Moran                               | 6        | 55-68-2        | .448        | 122,266          |
| 1919                  | Jack Coombs & Gavvy Cravath             | 8        | 47-90-1        | .344        | 240,424          |
| 1920                  | Gavvy Cravath                           | 8        | 62-91-0        | .405        | 330,998          |
| 1921                  | Bill Donovan & Kaiser Wilhelm           | 8        | 51-103-0       | .331        | 273,961          |
| 1922                  | Kaiser Wilhelm                          | 7        | 57-96-1        | .373        | 232,471          |
| 1923                  | Art Fletcher                            | 8        | 50-104-1       | .326        | 228,168          |
| 1924                  | Art Fletcher                            | 7        | 55-96-1        | .365        | 299,818          |
| 1925                  | Art Fletcher                            | *6       | 68-85-0        | .444        | 304,905          |
| 1926                  | Art Fletcher                            | 8        | 58-93-1        | .385        | 240,600          |
| 1927                  | Stuffy McInnis                          | 8        | 51-103-1       | .332        | 305,420          |
| 1928                  | Burt Shotton                            | 8        | 43-109-0       | .283        | 182,168          |
| 1929                  | Burt Shotton                            | 5        | 71-82-1        | .464        | 281,200          |
| 1930                  | Burt Shotton                            | 8        | 52-102-2       | .340        | 299,007          |
| 1931                  | Burt Shotton                            | 6        | 66-88-1        | .429        | 284,849          |
| 1932                  | Burt Shotton                            | 4        | 78-76-0        | .506        | 268,914          |
| 1933                  | Burt Shotton                            | 7        | 60-92-0        | .395        | 156,421          |
| 1934                  | Jimmy Wilson                            | 7        | 56-93-0        | .376        | 169,885          |
| 1935                  | Jimmy Wilson                            | 7        | 64-89-3        | .420        | 205,470          |
| 1936                  | Jimmy Wilson                            | 8        | 54-100-0       | .351        | 249,219          |
| 1937                  | Jimmy Wilson                            | 7        | 61-92-2        | .400        | 212,790          |
| 1938                  | Jimmy Wilson & Hans Lobert              | 8        | 45-105-1       | .301        | 161,111          |
| 1939                  | Doc Prothro                             | 8        | 45-106-1       | .299        | 277,973          |
| 1940                  | Doc Prothro                             | 8        | 50-103-0       | .327        | 207,177          |
| 1941                  | Doc Prothro                             | 8        | 43-111-1       | .281        | 231,401          |
| 1942                  | Hans Lobert                             | 8        | 42-109-0       | .278        | 230,183          |
| 1943                  | Bucky Harris & Fred Fitzsimmons         | 7        | 64-90-3        | .417        | 466,975          |
| 1944                  | Fred Fitzsimmons                        | 8        | 61-92-1        | .399        | 369,586          |
| 1945                  | Fred Fitzsimmons & Ben Chapman          | 8        | 46-108-0       | .299        | 285,057          |
| 1946                  | Ben Chapman                             | 5        | 69-85-1        | .448        | 1,045,247        |
| 1947                  | Ben Chapman                             | *7       | 62-92-1        | .403        | 907,332          |
| 1948                  | Ben Chapman, Dusty Cooke & Eddie Sawyer | 6        | 66-88-1        | .429        | 767,429          |
| 1949                  | Eddie Sawyer                            | 3        | 81-73-0        | .526        | 819,698          |
| <b>1950</b>           | <b>Eddie Sawyer</b>                     | <b>1</b> | <b>91-63-3</b> | <b>.589</b> | <b>1,217,035</b> |
| 1951                  | Eddie Sawyer                            | 5        | 73-81-0        | .474        | 937,658          |
| 1952                  | Eddie Sawyer & Steve O'Neill            | 4        | 87-67-0        | .565        | 755,417          |
| 1953                  | Steve O'Neill                           | *3       | 83-71-2        | .538        | 853,644          |
| 1954                  | Steve O'Neill & Terry Moore             | 4        | 75-79-0        | .487        | 738,991          |
| 1955                  | Mayo Smith                              | 4        | 77-77-0        | .500        | 922,886          |
| 1956                  | Mayo Smith                              | 5        | 71-83-0        | .461        | 934,798          |
| 1957                  | Mayo Smith                              | 5        | 77-77-2        | .500        | 1,146,230        |
| 1958                  | Mayo Smith & Eddie Sawyer               | 8        | 69-85-0        | .448        | 931,110          |
| 1959                  | Eddie Sawyer                            | 8        | 64-90-1        | .416        | 802,815          |
| 1960                  | Eddie Sawyer, Andy Cohen & Gene Mauch   | 8        | 59-95-0        | .383        | 862,205          |
| 1961                  | Gene Mauch                              | 8        | 47-107-1       | .306        | 590,205          |
| <b>10-TEAM LEAGUE</b> |   |          |                |             |                  |
| 1962                  | Gene Mauch                              | 7        | 81-80-0        | .503        | 762,034          |
| 1963                  | Gene Mauch                              | 4        | 87-75-0        | .537        | 907,141          |
| 1964                  | Gene Mauch                              | *2       | 92-70-0        | .568        | 1,425,891        |
| 1965                  | Gene Mauch                              | 6        | 85-76-1        | .528        | 1,166,376        |
| 1966                  | Gene Mauch                              | 4        | 87-75-0        | .537        | 1,108,201        |
| 1967                  | Gene Mauch                              | 5        | 82-80-0        | .506        | 828,888          |
| 1968                  | Gene Mauch, George Myatt & Bob Skinner  | *7       | 76-86-0        | .469        | 664,546          |

## YEAR-BY-YEAR FINISH

| YEAR  | MANAGER(S)                           | FINISH    | W-L-T          | PCT         | ATTENDANCE       |
|---|--------------------------------------|-----------|----------------|-------------|------------------|
| <b>TWO 6-TEAM DIVISIONS</b>                     |                                      |           |                |             |                  |
| 1969  | Bob Skinner & George Myatt           | 5         | 63-99-0        | .389        | 519,414          |
| 1970  | Frank Lucchesi                       | 5         | 73-88-0        | .453        | 708,247          |
| 1971  | Frank Lucchesi                       | 6         | 67-95-0        | .414        | 1,511,223        |
| 1972  | Frank Lucchesi & Paul Owens          | 6         | 59-97-0        | .378        | 1,343,329        |
| 1973  | Danny Ozark                          | 6         | 71-91-0        | .438        | 1,475,934        |
| 1974  | Danny Ozark                          | 3         | 80-82-0        | .494        | 1,808,648        |
| 1975  | Danny Ozark                          | 2         | 86-76-0        | .531        | 1,909,233        |
| 1976  | Danny Ozark                          | †1        | 101-61-0       | .623        | 2,480,150        |
| 1977  | Danny Ozark                          | †1        | 101-61-0       | .623        | 2,700,070        |
| 1978  | Danny Ozark                          | †1        | 90-72-0        | .556        | 2,583,389        |
| 1979  | Danny Ozark & Dallas Green           | 4         | 84-78-1        | .519        | 2,775,011        |
| <b>1980</b>                                     | <b>Dallas Green</b>                  | <b>†1</b> | <b>91-71-0</b> | <b>.562</b> | <b>2,651,650</b> |
| 1981  | Dallas Green                         | #3        | 59-48-0        | .551        | 1,638,932        |
| 1982  | Pat Corrales                         | 2         | 89-73-0        | .549        | 2,376,394        |
| <b>1983</b>                                     | <b>Pat Corrales &amp; Paul Owens</b> | <b>†1</b> | <b>90-72-1</b> | <b>.556</b> | <b>2,128,339</b> |
| 1984  | Paul Owens                           | 4         | 81-81-0        | .500        | 2,062,696        |
| 1985  | John Felske                          | 5         | 75-87-0        | .463        | 1,830,350        |
| 1986  | John Felske                          | 2         | 86-75-0        | .534        | 1,933,355        |
| 1987  | John Felske & Lee Elia               | *4        | 80-82-0        | .494        | 2,100,110        |
| 1988  | Lee Elia & John Vukovich             | 6         | 65-96-1        | .404        | 1,990,041        |
| 1989  | Nick Leyva                           | 6         | 67-95-1        | .411        | 1,861,985        |
| 1990  | Nick Leyva                           | *4        | 77-85-0        | .475        | 1,992,484        |
| 1991  | Nick Leyva & Jim Fregosi             | 3         | 78-84-0        | .481        | 2,050,012        |
| 1992  | Jim Fregosi                          | 6         | 70-92-0        | .432        | 1,927,448        |
| <b>TWO 7-TEAM DIVISIONS</b>                     |                                      |           |                |             |                  |
| <b>1993</b>                                     | <b>Jim Fregosi</b>                   | <b>†1</b> | <b>97-65-0</b> | <b>.599</b> | <b>3,137,674</b> |
| <b>THREE DIVISIONS (one 4-team, two 5-team)</b> |                                      |           |                |             |                  |
| 1994  | Jim Fregosi                          | 4         | 54-61-0        | .470        | 2,290,971        |
| 1995  | Jim Fregosi                          | *2        | 69-75-0        | .479        | 2,043,588        |
| 1996  | Jim Fregosi                          | 5         | 67-95-0        | .414        | 1,801,677        |
| 1997  | Terry Francona                       | 5         | 68-94-0        | .420        | 1,490,638        |
| <b>THREE DIVISIONS (one 6-team, two 5-team)</b> |                                      |           |                |             |                  |
| 1998  | Terry Francona                       | 3         | 75-87-0        | .463        | 1,715,702        |
| 1999  | Terry Francona                       | 3         | 77-85-0        | .475        | 1,825,337        |
| 2000  | Terry Francona                       | 5         | 65-97-0        | .401        | 1,612,769        |
| 2001  | Larry Bowa                           | 2         | 86-76-0        | .531        | 1,782,054        |
| 2002  | Larry Bowa                           | 3         | 80-81-0        | .497        | 1,618,141        |
| 2003  | Larry Bowa                           | 3         | 86-76-0        | .531        | 2,259,948        |
| 2004  | Larry Bowa & Gary Varsho             | 2         | 86-76-0        | .531        | 3,250,092        |
| 2005  | Charlie Manuel                       | 2         | 88-74-0        | .543        | 2,665,304        |
| 2006  | Charlie Manuel                       | 2         | 85-77-0        | .525        | 2,701,815        |
| 2007  | Charlie Manuel                       | †1        | 89-73-0        | .549        | 3,108,325        |
| <b>2008</b>                                     | <b>Charlie Manuel</b>                | <b>†1</b> | <b>92-70-0</b> | <b>.568</b> | <b>3,422,583</b> |
| <b>2009</b>                                     | <b>Charlie Manuel</b>                | <b>†1</b> | <b>93-69-0</b> | <b>.574</b> | <b>3,600,693</b> |
| 2010  | Charlie Manuel                       | †1        | 97-65-0        | .599        | 3,647,249        |
| 2011  | Charlie Manuel                       | †1        | 102-60-0       | .630        | 3,680,718        |
| 2012  | Charlie Manuel                       | 3         | 81-81-0        | .500        | 3,565,718        |
| <b>THREE DIVISIONS (5 teams each)</b>           |                                      |           |                |             |                  |
| 2013  | Charlie Manuel & Ryne Sandberg       | 4         | 73-89-0        | .451        | 3,012,403        |
| 2014  | Ryne Sandberg                        | 5         | 73-89-0        | .451        | 2,423,852        |
| 2015  | Ryne Sandberg & Pete Mackanin        | 5         | 63-99-0        | .389        | 1,831,080        |
| 2016  | Pete Mackanin                        | 4         | 71-91-0        | .438        | 1,915,144        |
| 2017  | Pete Mackanin                        | 5         | 66-96-0        | .407        | 1,905,354        |
| 2018  | Gabe Kapler                          | 3         | 80-82-0        | .494        | ^2,155,695       |
| 2019  | Gabe Kapler                          | 4         | 81-81-0        | .500        | 2,272,421        |
| 2020  | Joe Girardi                          | 3         | 28-32-0        | .467        | »None            |
| 2021  | Joe Girardi                          | 2         | 82-80-0        | .506        | 1,515,888        |
| <b>2022</b>                                     | <b>Joe Girardi &amp; Rob Thomson</b> | <b>3</b>  | <b>87-75-0</b> | <b>.537</b> | <b>2,276,736</b> |
|   |                                      |           |                |             | 155,217,512      |

**World Champions; National League Champions; †** NL Eastern Division Champions; \* Tied;

# Won 1st half (34-21, 1½ games ahead); third in 2nd half; ^ Does not include attendance for 8/19 game at Williamsport;

» 2020 regular season was played without fans due to the COVID-19 pandemic

# IMPORTANT DATES

## CLINCHING DATES

|              |   |
|--------------|---|
| September 17 | Phillies win 2011 NL East Title vs STL – Game 150           |
| September 26 | Phillies win 1976 NL East Title at MTL – Game 156           |
| September 27 | Phillies win 1977 NL East Title at CHI – Game 157           |
|              | Phillies win 2008 NL East Title vs WSH – Game 161           |
|              | Phillies win 2010 NL East Title at WSH – Game 157           |
| September 28 | Phillies win 1983 NL East Title at CHI – Game 160 (of 163)  |
|              | Phillies win 1993 NL East Title at PIT – Game 157           |
| September 29 | Phillies win 1915 NL Pennant at BOS – Game 147 (of 152)     |
| September 30 | Phillies win 1978 NL East Title at PIT – Game 161           |
|              | Phillies win 2007 NL East Title vs WSH – Game 162           |
|              | Phillies win 2009 NL East Title vs HOU – Game 158           |
| October 1    | Phillies win 1950 NL Pennant at BKN – Game 157 (final game) |
| October 3    | Phillies clinch 2022 Wild Card berth at HOU – Game 160      |
| October 4    | Phillies win 1980 NL East Title at MTL – Game 161           |
| October 8    | Phillies win 1983 NL Pennant vs LAD                         |
| October 12   | Phillies win 1980 NL Pennant at HOU                         |
| October 13   | Phillies win 1993 NL Pennant vs ATL                         |
| October 15   | Phillies win 2008 NL Pennant at LAD                         |
| October 21   | Phillies win 1980 World Series vs KC                        |
|              | Phillies win 2009 NL Pennant vs LAD                         |
| October 23   | Phillies win 2022 NL Pennant vs SD                          |
| October 29   | Phillies win 2008 World Series vs TB                        |
|              | (completion of suspended game started on 10/27)             |

## PHILLIES IN FIRST PLACE – SOLE POSSESSION

(Since 1900)

| May 1 | June 1 | July 1 | At All-Star<br>Break | August 1 | September 1 |
|-------|--------|--------|----------------------|----------|-------------|
| 1900  | 1900   | 1950   | 1950                 | 1915     | 1915        |
| 1911  | 1913   | 1976   | 1950                 | 1950     | 1950        |
| 1915  | 1964   | 1978   | 1964                 | 1964     | 1964        |
| 1916  | 1976   | 1993   | 1974                 | 1976     | 1976        |
| 1953  | 1981   | 1995   | 1976                 | 1978     | 1977        |
| 1964  | 1993   | 2001   | 1978                 | 1982     | 1978        |
| 1993  | 1995   | 2004   | 1982                 | 1993     | 1993        |
| 2001  | 2001   | 2008   | 1993                 | 2008     | 2009        |
| 2008  | 2008   | 2009   | 2001                 | 2009     | 2011        |
| 2011  | 2009   | 2011   | 2004                 | 2011     |             |
| 2019  | 2011   |        | 2008                 | 2018     |             |
| 2021  | 2019   |        | 2009                 |          |             |
|       |        |        | 2011                 |          |             |
|       |        |        | 2018                 |          |             |

### UNIFORM NUMBERS

|                       |   |
|-----------------------|---|
| Highest number worn – | 99 by Mitch Williams in 1993, Turk Wendell in 2001, So Taguchi in 2008  |
| Lowest number worn –  | 0 by Al Oliver in 1984<br>00 by Omar Olivares in 1995, Rick White in 2006   |
| Most numbers worn –   | 7 by Granny Hamner<br>(1, 2, 6, 17, 29, 33, 37)<br>7 by Chuck Klein<br>(1, 3, 8, 26, 29, 32, 36)  |
| Retired numbers –     | 36 in 1962 (Robin Roberts)<br>1 in 1979 (Richie Ashburn)<br>32 in 1989 (Steve Carlton)<br>20 in 1990 (Mike Schmidt)<br>42 in 1997 (In honor of Jackie Robinson)<br>14 in 2001 (Jim Bunning)<br>15 in 2020 (Dick Allen)<br>34 in 2021 (Roy Halladay) |

### TIE GAMES

The Phillies have played 77 tie games since 1900, including a club-record eight in 1913. The last tie game was June 5, 1989 vs. Pittsburgh.

Tie games by NL club:

|    |  |
|----|--|
| 14 | Cubs and *Braves                                   |
| 11 | Giants   |
| 10 | *Dodgers   |
| 9  | Reds   |
| 8  | Cardinals and Pirates                              |
| 2  | Expos  |
| 1  | Mets   |
| 0  | Brewers, Diamondbacks, Marlins, Padres and Rockies |

\*Phils have not had a tie vs. Braves or Dodgers since they moved to Atlanta and Los Angeles, respectively.

# OPENING DAY

| DATE      | OPP    | RESULT        | WP          | LP           |
|-----------|--------|---------------|-------------|--------------|
| 5/1/1883  | vs PRV | L, 4-3        | Radbourn    | COLEMAN      |
| 5/1/1884  | vs DET | W, 13-2       | FERGUSON    | Weidman      |
| 5/2/1885  | vs PRV | L, 8-2        | Radbourn    | FERGUSON     |
| 4/29/1886 | at WSH | L, 6-3        | Shaw        | CASEY        |
| 4/28/1887 | at NYG | L, 4-3        | Keefe       | DAILY        |
| 4/20/1888 | vs BOS | L, 4-3        | Clarkson    | GLEASON      |
| 4/24/1889 | at WSH | W, 8-4        | BUFFINGTON  | Keefe        |
| 4/19/1890 | at NYG | W, 4-0        | GLEASON     | Rusie        |
| 4/22/1891 | vs BKN | L, 14-8       | Hemming     | GLEASON      |
| 4/12/1892 | vs NYG | L, 5-4        | Rusie       | KEEFE        |
| 4/28/1893 | vs BKN | W, 7-5        | WEYHING     | Stein        |
| 4/19/1894 | at WSH | L, 4-2        | Esper       | WEYHING      |
| 4/18/1895 | at BAL | W, 7-6        | TAYLOR      | Esper        |
| 4/16/1896 | vs BOS | L, 7-3        | Nichols     | TAYLOR       |
| 4/19/1897 | at BOS | W, 6-5        | ORTH        | Nichols      |
| 4/16/1898 | vs BKN | L, 7-6        | Kennedy     | DONAHUE      |
| 4/14/1899 | vs WSH | W, 6-5        | PIATT       | Killen       |
| 4/19/1900 | at BOS | W, 19-17 (10) | BERNHARDT   | Nichols      |
| 4/18/1901 | vs BKN | L, 12-7       | Donovan     | DUNN         |
| 4/17/1902 | at NYG | L, 7-0        | Mathewson   | FELIX        |
| 4/17/1903 | vs BOS | L, 8-3        | Willis      | FRASER       |
| 4/14/1904 | vs BOS | W, 6-2        | DUGGLEBY    | Willis       |
| 4/14/1905 | at BKN | W, 12-8       | PITTINGER   | Jones        |
| 4/12/1906 | vs NYG | L, 3-2        | Ames        | LUSH         |
| 4/11/1907 | at NYG | W, 3-0        | CORRIDON    | McGinnity    |
| 4/14/1908 | vs NYG | L, 3-1        | Mathewson   | MCQUILLAN    |
| 4/14/1909 | at BOS | L, 9-5        | Ferguson    | COVELESKI    |
| 4/14/1910 | vs BKN | L, 2-0        | Rucker      | MCQUILLAN    |
| 4/12/1911 | at NYG | W, 2-0        | MOORE       | Ames         |
| 4/11/1912 | at BOS | L, 7-4        | Perdue      | ALEXANDER    |
| 4/9/1913  | at BKN | W, 1-0        | SEATON      | Rucker       |
| 4/14/1914 | vs NYG | W, 10-1       | ALEXANDER   | Marquard     |
| 4/14/1915 | at BOS | W, 3-0        | ALEXANDER   | Rudolph      |
| 4/12/1916 | vs NYG | W, 5-4        | ALEXANDER   | Stroud       |
| 4/11/1917 | at BKN | W, 6-5        | ALEXANDER   | Dell         |
| 4/16/1918 | vs BOS | W, 5-2        | MAYER       | Ragan        |
| 4/23/1919 | vs NYG | L, 10-7       | Barnes      | JACOBS       |
| 4/14/1920 | at BKN | L, 9-2        | Cadore      | RIXEY        |
| 4/13/1921 | vs NYG | L, 10-8 (11)  | Toney       | BETTS        |
| 4/12/1922 | vs BOS | W, 7-1        | MEADOWS     | Oeschger     |
| 4/17/1923 | at BKN | T, 5-5 (14)   |             |              |
| 4/15/1924 | vs BOS | T, 6-6 (11)   |             |              |
| 4/14/1925 | at BKN | L, 3-1        | Vance       | CARLSON      |
| 4/13/1926 | vs BOS | W, 6-3        | CARLSON     | Genewich     |
| 4/12/1927 | vs NYG | L, 15-7       | Barnes      | CARLSON      |
| 4/11/1928 | at BKN | W, 4-3        | RING        | Petty        |
| 4/18/1929 | vs NYG | L, 11-9       | Hubbell     | BENGE        |
| 4/15/1930 | at BKN | W, 1-0        | SWEETLAND   | Clark        |
| 4/14/1931 | vs NYG | L, 9-5        | Fitzsimmons | H. ELLIOTT   |
| 4/12/1932 | at NYG | W, 13-5       | COLLINS     | Walker       |
| 4/13/1933 | vs BKN | L, 5-4        | Clark       | RHEM         |
| 4/17/1934 | at NYG | L, 6-1        | Hubbell     | ELLIOTT      |
| 4/16/1935 | vs BKN | L, 12-3       | Mungo       | DAVIS        |
| 4/14/1936 | vs BOS | W, 4-1        | DAVIS       | MacFayden    |
| 4/19/1937 | at BOS | W, 2-1 (11)   | LaMASTER    | Bush         |
| 4/19/1938 | vs BKN | L, 12-5       | Hamlin      | LaMASTER     |
| 4/19/1939 | at BOS | L, 7-6 (12)   | Posedel     | BUTCHER      |
| 4/16/1940 | at NYG | W, 3-1        | HIGBE       | Hubbell      |
| 4/15/1941 | vs BOS | W, 6-5        | BLANTON     | Errickson    |
| 4/14/1942 | vs BOS | L, 2-1        | Javery      | JOHNSON      |
| 4/24/1943 | at BKN | L, 11-4       | Newsom      | GERHEAUSER   |
| 4/18/1944 | vs BKN | W, 4-1        | BARRETT     | Gregg        |
| 4/17/1945 | at BKN | L, 8-2        | Davis       | RAFFENBERGER |
| 4/16/1946 | at NYG | L, 8-4        | Voiselle    | JUDD         |
| 4/15/1947 | vs NYG | W, 4-3        | ROWE        | Voiselle     |
| 4/20/1948 | vs BOS | W, 3-1        | LEONARD     | Sain         |
| 4/18/1949 | at BOS | W, 4-0        | HEINTZELMAN | Sain         |
| 4/18/1950 | vs BKN | W, 9-1        | ROBERTS     | Newcombe     |
| 4/17/1951 | at BKN | W, 5-2        | ROBERTS     | Erskine      |
| 4/16/1952 | at NYG | L, 5-3        | Maglie      | ROBERTS      |
| 4/14/1953 | vs NYG | L, 4-1        | Jansen      | ROBERTS      |
| 4/13/1954 | at PIT | L, 4-2        | Law         | ROBERTS      |
| 4/13/1955 | vs NYG | W, 4-2        | ROBERTS     | Antonelli    |
| 4/17/1956 | at BKN | W, 8-6        | ROBERTS     | Newcombe     |

| DATE      | OPP    | RESULT      | WP         | LP           |
|-----------|--------|-------------|------------|--------------|
| 4/16/1957 | vs BKN | L, 7-6 (12) | Labine     | ROBERTS      |
| 4/15/1958 | at CIN | W, 5-4      | SEMPROCH   | Wight        |
| 4/10/1959 | vs CIN | W, 2-1      | ROBERTS    | Newcombe     |
| 4/12/1960 | at CIN | L, 9-4      | Lawrence   | ROBERTS      |
| 4/11/1961 | at LA  | L, 6-2      | Drysdale   | ROBERTS      |
| 4/9/1962  | at CIN | W, 12-4     | MAHAFFEY   | Jay          |
| 4/9/1963  | vs CIN | W, 2-1      | MAHAFFEY   | Jay          |
| 4/14/1964 | vs NYM | W, 5-3      | KLIPPSTEIN | Jackson      |
| 4/12/1965 | at HOU | W, 2-0      | SHORT      | Bruce        |
| 4/13/1966 | at STL | W, 3-2 (12) | CRAIG      | Aust         |
| 4/11/1967 | at CHI | L, 4-2      | Jenkins    | BUNNING      |
| 4/10/1968 | at LA  | W, 2-0      | SHORT      | Osteen       |
| 4/8/1969  | at CHI | L, 7-6 (11) | Regan      | LERSCH       |
| 4/7/1970  | vs CHI | W, 2-0      | SHORT      | Jenkins      |
| 4/6/1971  | at PIT | L, 4-2      | Ellis      | SHORT        |
| 4/15/1972 | at CHI | W, 4-2      | CARLTON    | Hands        |
| 4/6/1973  | at NYM | L, 3-0      | Seaver     | CARLTON      |
| 4/6/1974  | vs NYM | W, 5-4      | SCARCE     | McGraw       |
| 4/8/1975  | at NYM | L, 2-1      | Seaver     | CARLTON      |
| 4/10/1976 | vs PIT | L, 5-4 (11) | Demery     | MCGRAW       |
| 4/9/1977  | vs MTL | L, 4-3      | Brown      | CARLTON      |
| 4/7/1978  | vs STL | L, 5-1      | Forsch     | CARLTON      |
| 4/6/1979  | at STL | L, 8-1      | Denny      | CARLTON      |
| 4/11/1980 | vs MTL | W, 6-3      | CARLTON    | Rogers       |
| 4/8/1981  | at CIN | L, 3-2      | Hume       | LYLE         |
| 4/8/1982  | vs NYM | L, 7-2      | Jones      | CARLTON      |
| 4/5/1983  | at NYM | L, 2-0      | Sisk       | CARLTON      |
| 4/3/1984  | at ATL | W, 5-0      | CARLTON    | Barker       |
| 4/9/1985  | vs ATL | L, 6-0      | Mahler     | CARLTON      |
| 4/7/1986  | at CIN | L, 7-4      | Soto       | CARLTON      |
| 4/7/1987  | at ATL | L, 7-0      | Mahler     | RAWLEY       |
| 4/5/1988  | vs PIT | L, 5-3      | Dunne      | RAWLEY       |
| 4/4/1989  | at CHI | L, 5-4      | Sutcliffe  | YOUNMANS     |
| 4/10/1990 | at CHI | L, 2-1      | Lancaster  | PARRETT      |
| 4/8/1991  | at NYM | L, 2-1      | Gooden     | MULHOLLAND   |
| 4/7/1992  | vs CHI | L, 4-3      | Maddux     | MULHOLLAND   |
| 4/5/1993  | at HOU | W, 3-1      | MULHOLLAND | Drabek       |
| 4/4/1994  | at COL | W, 12-6     | SLOCUMB    | M. Munoz     |
| 4/26/1995 | at STL | L, 7-6      | Arocha     | CARLTON      |
| 4/2/1996  | vs COL | L, 5-3      | Ritz       | FERNANDEZ    |
| 4/1/1997  | at LA  | W, 3-0      | SCHILLING  | R. Martinez  |
| 3/31/1998 | at NYM | L, 1-0 (14) | Wendell    | BOTTALICO    |
| 4/5/1999  | at ATL | W, 7-4      | SCHILLING  | Glavine      |
| 4/4/2000  | at ARI | L, 6-4      | Johnson    | ASHBY        |
| 4/2/2001  | at FLA | W, 6-5 (13) | TELEMACO   | Nunez        |
| 4/1/2002  | at ATL | L, 7-2      | Glavine    | PERSON       |
| 3/31/2003 | at FLA | W, 8-5      | MILLWOOD   | Beckett      |
| 4/5/2004  | at PIT | L, 2-1      | Wells      | MILLWOOD     |
| 4/4/2005  | vs WSH | W, 8-4      | LIEBER     | L. Hernandez |
| 4/3/2006  | vs STL | L, 13-5     | Carpenter  | LIEBER       |
| 4/2/2007  | vs ATL | L, 5-3 (10) | Wickman    | MADSON       |
| 3/31/2008 | vs WSH | L, 11-6     | Rivera     | GORDON       |
| 4/5/2009  | vs ATL | L, 4-1      | Lowe       | MYERS        |
| 4/5/2010  | at WSH | W, 11-1     | HALLADAY   | Lannan       |
| 4/1/2011  | vs HOU | W, 5-4      | BAEZ       | Lyon         |
| 4/5/2012  | at PIT | W, 1-0      | HALLADAY   | Bedard       |
| 4/1/2013  | at ATL | L, 7-5      | Avilan     | HAMELS       |
| 3/31/2014 | at TEX | W, 14-10    | LEE        | Figueroa     |
| 4/6/2015  | vs BOS | L, 8-0      | Buchholz   | HAMELS       |
| 4/4/2016  | at CIN | L, 6-2      | Ohlendorf  | HERNANDEZ    |
| 4/3/2017  | at CIN | W, 4-3      | HELLICKSON | Feldman      |
| 3/29/2018 | at ATL | L, 8-5      | Vizcaino   | NERIS        |
| 3/28/2019 | vs ATL | W, 10-4     | NOLA       | Teheran      |
| 7/24/2020 | vs MIA | L, 5-2      | Alcantara  | NOLA         |
| 4/1/2021  | vs ATL | W, 3-2 (10) | BROGDON    | Jones        |
| 4/8/2022  | vs OAK | W, 9-5      | NOLA       | Montas       |

## OPENING DAY NOTES

- The Phillies have a 63-75-2 Opening Day record.
- In 1907 the New York Giants forfeited the opener to the Phillies at the Polo Grounds.
- There have been 14 openers which have gone extra innings; the last was in 2021. The Phils are 5-7-2 in those games.



## LAST TIME IT HAPPENED

**Cycle**—David Bell, 6/28/04 vs MTL  
**Five-hit game**—Matt Vierling, 9/21/22 vs. TOR (10 inn.)  
**Five-RBI game**—Brad Miller, 7/8/21 at CHI  
**Six-RBI game**—Alec Bohm, 8/21/22 vs NYM  
**Seven-RBI game**—Carlos Ruiz, 5/2/12 at ATL (11 inn.)  
**Eight-RBI game**—Jayson Werth, 5/16/08 vs TOR  
**Home run by a pitcher**—Kyle Gibson, 9/24/21 vs PIT  
**Grand slam**—Bryce Harper, 6/5/22 vs LAA  
**Grand slam by a pitcher**—Robert Person, 6/2/02 vs MTL  
**Pinch-hit grand slam**—Andrew McCutchen, 6/23/21 vs WSH  
**Inside-the-park HR**—Bryce Harper, 7/27/21 vs WSH  
**Inside-the-park HR by a pitcher**—Curt Simmons, 5/22/52 vs PIT  
**No-hitter**—Cole Hamels, 7/25/15 at CHI  
**Combined no-hitter**—Cole Hamels/Jake Diekman/  
 Ken Giles/Jonathan Papelbon, 9/1/14 at ATL  
**No-hitter vs Phils**—Josh Beckett, 5/25/14 vs LAD  
**Combined no-hitter vs Phils**—Tylor Megill/Drew Smith/  
 Joely Rodriguez/Seth Lugo/Edwin Díaz, 4/29/22 at NYM

**No-hitter vs Phils (less than 9 inn.)**—Pascual Perez, 9/24/88 vs MTL (5 inn.)  
**One-hitter**—Randy Wolf, 9/26/01 vs CIN  
**Combined one-hitter**—Roy Oswalt/Ryan Madson/Brad Lidge, 9/22/10 vs ATL  
**One-hitter vs Phils**—Jacob deGrom, 7/17/16 vs NYM  
**Combined one-hitter vs Phils**—Stephen Strasburg/Blake Treinen, 9/15/15 vs WSH  
**Steal of home**—Kyle Schwarber, 10/1/22 at WSH (gm 2)  
**Three steals in a game**—Bryce Harper, 7/23/21 vs ATL  
**Three home runs in a game**—Brad Miller, 7/8/21 at CHI  
**Three doubles in a game**—J.T. Realmuto, 6/4/22 vs LAA  
**Two triples in a game**—Odúbel Herrera, 8/9/17 at ATL  
**Two hits, same inning**—Matt Vierling, 8/31/21 at WSH  
**Triple play by Phils**—8/27/17 vs CHI (Javier Baez)  
**Triple play vs Phils**—8/19/04 vs HOU (Todd Pratt)  
**Back-to-back CG shutouts (team)**—9/14-15/86 vs NYM and PIT (Gross/Carman)  
**Back-to-back CG shutouts (pitcher)**—Cole Hamels, 8/7/12 vs ATL and 8/13/12 at MIA

HISTORY

## TRADES

### MOST RECENT TRADE WITH EACH TEAM PLAYER FOR PLAYER DEALS ONLY

#### NATIONAL LEAGUE

**Arizona**—Nov. 14, 2015: Sam McWilliams for Jeremy Hellickson  
**Atlanta**—Dec. 20, 2002: Johnny Estrada for Kevin Millwood  
**Chicago**—Aug. 2, 2022: Ben Brown for David Robertson  
**Cincinnati**—Dec. 31, 2014: Marlon Byrd for Ben Lively  
**Colorado**—July 26, 2017: Pat Neshek for José Gómez, Alejandro Reuena and JD Hammer  
**Los Angeles**—Feb. 15, 2020: Tyler Gilbert for Kyle Garlick  
**Miami**—Feb. 7, 2019: Jorge Alfaro, Sixto Sánchez and Will Stewart for J.T. Realmuto  
**Milwaukee**—Aug. 31, 2020: Juan Geraldo, Brandon Ramey and Israel Puello for David Phelps  
**New York**—July 29, 2019: Austin Bossart for Jason Vargas  
**Pittsburgh**—Aug. 26, 2020: Austin Davis for Joel Cesar  
**St. Louis**—July 30, 2022: JoJo Romero for Edmundo Sosa  
**San Diego**—March 30, 2022: Kervin Pichardo for James Norwood  
**San Francisco**—Jan. 9, 2023: Erik Miller for Yunior Marte  
**Washington**—July 29, 2017: Howie Kendrick for McKenzie Mills

#### AMERICAN LEAGUE

**Baltimore**—July 30, 2021: Tyler Burch for Freddy Galvis  
**Boston**—Jan. 8, 2021: Victor Santos for C.J. Chatham  
**Chicago**—March 29, 2022: Adam Haseley for McKinley Moore  
**Cleveland**—July 29, 2009: Carlos Carrasco, Jason Donald, Jason Knapp and Lou Marson for Cliff Lee and Ben Francisco  
**Detroit**—Jan. 7, 2023: Matt Vierling, Nick Maton and Donny Sands for Gregory Soto and Kody Clemens  
**Houston**—Nov. 19, 2021: Logan Cerny for Garrett Stubbs  
**Kansas City**—June 5, 2001: Paul Byrd for Jose Santiago  
**Los Angeles**—Aug. 2, 2022: Mickey Moniak and Jadel Sánchez for Noah Syndergaard; Logan O'Hoppe for Brandon Marsh  
**Minnesota**—Dec. 6, 2012: Vance Worley and Trevor May for Ben Revere  
**New York**—Nov. 19, 2021: Joel Valdez and T.J. Rumfield for Nick Nelson and Donny Sands  
**Oakland**—July 17, 2008: Adrian Cardenas, Josh Outman and Matt Spencer for Joe Blanton  
**Seattle**—June 2, 2019: Jake Scheiner for Jay Bruce  
**Tampa Bay**—Aug. 18, 2020: Edgar García for Rodolfo Sanchez  
**Texas**—July 30, 2021: Spencer Howard, Josh Gessner and Kevin Gowdy for Kyle Gibson, Ian Kennedy and Hans Crouse  
**Toronto**—Aug. 31, 2022: Karl Ellison for Vinny Nittoli

## SERVICE TIME

### MOST SEASONS WITH PHILLIES

|    |                 |                  |
|----|-----------------|------------------|
| 18 | Mike Schmidt    | 1972-89          |
| 16 | Granny Hamner   | 1944-59          |
| 15 | Chuck Klein     | 1928-33; 36-44   |
|    | Tony Taylor     | 1960-71; 74-76   |
|    | Steve Carlton   | 1972-86          |
|    | Jimmy Rollins   | 2000-14          |
| 14 | Jack Clements   | 1884-97          |
|    | Robin Roberts   | 1948-61          |
|    | Chris Short     | 1959-72          |
|    | Darren Daulton  | 1983; 1985-97    |
| 13 | Ed Delahanty    | 1888-89; 91-1901 |
|    | Red Dooin       | 1902-14          |
|    | Cy Williams     | 1918-30          |
|    | Willie Jones    | 1947-59          |
|    | Curt Simmons    | 1947-50; 52-60   |
|    | Mike Lieberthal | 1994-2006        |
|    | Chase Utley     | 2003-15          |
|    | Ryan Howard     | 2004-16          |
| 12 | Roy Thomas      | 1899-1908; 10-11 |
|    | Andy Seminick   | 1943-51; 55-57   |
|    | Richie Ashburn  | 1948-59          |
|    | Larry Bowa      | 1970-81          |
|    | Garry Maddox    | 1975-86          |

### MOST YEARS REGULAR STARTER BY POSITION

| Pos. | Player         | Years                                  |
|------|----------------|--|
| RHP  | Robin Roberts  | 14 (1948-61)                           |
| LHP  | Steve Carlton  | 15 (1972-86)                           |
| C    | Jack Clements  | 10 (1885 + 1887-95)                    |
| 1B   | Ryan Howard    | 12 (2005-16)                           |
| 2B   | Chase Utley    | 10 (2005-14)                           |
| 3B   | Mike Schmidt   | 15 (1973-84 + 1986-88)                 |
| SS   | Jimmy Rollins  | 14 (2001-14)                           |
| LF   | Sherry Magee   | 9 (1905-13)                            |
|      | Greg Luzinski  | 9 (1972-80)                            |
| CF   | Richie Ashburn | 12 (1948-59)                           |
| RF   | Chuck Klein    | 9 (1928-30 + 1932-33 + 1936-38 + 1940) |
|      | Bobby Abreu    | 9 (1998-2006)                          |

### ENTIRE CAREER PLAYED WITH PHILLIES (Retired Players)

|          |  |
|----------|--|
| 18 years | Mike Schmidt                             |
| 13 years | Ryan Howard                              |
| 11 years | Larry Christenson                        |
| 10 years | Terry Harmon, Bob Miller                 |
| 8 years  | Putsy Caballero                          |
| 7 years  | John Boozer, George Chalmers, Jack Meyer |

### PLAYING WITH PHILLIES THREE DIFFERENT TIMES

| Player        | 1st Time | 2nd Time | 3rd Time |
|---------------|----------|----------|----------|
| Bill Duggleby | 1898     | 1901     | 1902-07  |
| Bill Hallman  | 1888-89  | 1892-97  | 1901-03  |
| Chuck Klein   | 1928-33  | 1936-39  | 1940-44  |

### MOST CONTINUOUS SERVICE IN PHILADELPHIA

|    |                   |          |              |
|----|-------------------|----------|--------------|
| 18 | Mike Schmidt      | Phillies | 1972-89      |
| 16 | Granny Hamner     | Phillies | 1944-59      |
| 15 | Jimmy Dykes       | A's      | 1918-32      |
|    | Bobby Clarke      | Flyers   | 1969-84      |
|    | Steve Carlton     | Phillies | 1972-86      |
|    | Jimmy Rollins     | Phillies | 2000-14      |
|    | Claude Giroux     | Flyers   | 2007-22      |
| 14 | Cy Perkins        | A's      | 1917-30      |
|    | Robin Roberts     | Phillies | 1948-61      |
|    | Chuck Bednarik    | Eagles   | 1949-62      |
|    | Chris Short       | Phillies | 1959-72      |
| 13 | Harold Carmichael | Eagles   | 1971-83      |
|    | Darren Daulton    | Phillies | 1985-97      |
|    | Mike Lieberthal   | Phillies | 1994-2006    |
|    | Brian Dawkins     | Eagles   | 1996-2008    |
|    | Chase Utley       | Phillies | 2003-15      |
|    | Ryan Howard       | Phillies | 2004-16      |
|    | Brandon Graham    | Eagles   | 2010-present |

### REGULAR STARTERS AT THREE DIFFERENT POSITIONS

|              |                     |                    |                  |
|--------------|---------------------|--------------------|------------------|
| Dick Allen   | 3B (1964-67)        | LF (1968)          | 1B (1969; 75-76) |
| Ed Andrews   | 2B (1884)           | LF (1885)          | CF (1886-88)     |
| Ed Delahanty | CF (1891-92)        | LF (1893-99; 1901) | 1B (1900)        |
| Bill Hallman | SS (1899)           | 2B (1892-96; 1901) | 3B (1902)        |
| Von Hayes    | RF (1983-84, 89-90) | CF (1985)          | 1B (1986-88)     |

### PHILLIES PLAYING ALL FOUR INFIELD POSITIONS

|                 |                |                |                |                  |
|-----------------|----------------|----------------|----------------|------------------|
| Dick Allen      | Lave Cross     | Terry Harmon   | Dots Miller    | Mike Schmidt     |
| Ruben Amaro     | Ed Delahanty   | Charlie Hayes  | Bobby Morgan   | Pop Schriver     |
| John Antonelli  | Cozy Dolan     | Roy Hughes     | Emmett Mueller | Glen Stewart     |
| Shad Berry      | She Donahue    | Hal Ireland    | Dode Paskert   | Tony Taylor      |
| Lena Blackburne | Mariano Duncan | Wally Kimmick  | Harry Pearce   | John Vukovich    |
| Andrés Blanco   | Barney Friberg | Pete Mackanin  | Tomas Perez    | Jimmy Walsh      |
| Eric Bruntlett  | Freddy Galvis  | Les Mallon     | Bobby Pfeil    | Joe Ward         |
| Johan Camargo   | Kid Gleason    | Ramon Martinez | Charlie Reilly | Luke Williams    |
| Ernie Courtney  | Bill Grey      | Brad Miller    | Sean Rodriguez | Russ Wrightstone |
|                 | Bill Hallman   |                | Cookie Rojas   |                  |

## REGULARS BY POSITION

| YEAR | FIRST BASE  | AVG  | SECOND BASE | AVG  | SHORTSTOP | AVG  | THIRD BASE  | AVG  |
|------|-------------|------|-------------|------|-----------|------|-------------|------|
| 1883 | Farrar      | .233 | R. Ferguson | .258 | McClellan | .230 | Warner      | .227 |
| 1884 | Farrar      | .245 | Andrews     | .221 | McClellan | .258 | Mulvey      | .229 |
| 1885 | Farrar      | .245 | Myers       | .204 | Bastian   | .167 | Mulvey      | .269 |
| 1886 | Farrar      | .248 | Bastian     | .217 | Irwin     | .233 | Mulvey      | .267 |
| 1887 | Farrar      | .282 | McLaughlin  | .220 | Irwin     | .254 | Mulvey      | .287 |
| 1888 | Farrar      | .244 | Bastian     | .193 | Irwin     | .219 | Mulvey      | .216 |
| 1889 | Farrar      | .268 | Myers       | .269 | Hallman   | .253 | Mulvey      | .289 |
| 1890 | McCauley    | .244 | Myers       | .277 | Allen     | .226 | Mayor       | .242 |
| 1891 | W. Brown    | .243 | Myers       | .230 | Allen     | .221 | Shindle     | .210 |
| 1892 | Connor      | .294 | Hallman     | .292 | Allen     | .227 | Reilly      | .196 |
| 1893 | Boyle       | .286 | Hallman     | .307 | Allen     | .268 | Reilly      | .245 |
| 1894 | Boyle       | .301 | Hallman     | .309 | Sullivan  | .352 | L. Cross    | .386 |
| 1895 | Boyle       | .253 | Hallman     | .314 | Sullivan  | .338 | L. Cross    | .271 |
| 1896 | Brouthers   | .344 | Hallman     | .320 | Hulen     | .265 | Nash        | .247 |
| 1897 | Lajoie      | .363 | L. Cross    | .259 | Gillen    | .259 | Nash        | .258 |
| 1898 | Douglas     | .258 | Lajoie      | .328 | M. Cross  | .257 | Lauder      | .263 |
| 1899 | Cooley      | .276 | Lajoie      | .380 | M. Cross  | .257 | Lauder      | .268 |
| 1900 | Delahanty   | .323 | Lajoie      | .346 | M. Cross  | .202 | Wolverton   | .282 |
| 1901 | Jennings    | .275 | Hallman     | .184 | M. Cross  | .197 | Wolverton   | .309 |
| 1902 | Jennings    | .277 | Childs      | .194 | Hulswitt  | .272 | Hallman     | .248 |
| 1903 | Douglas     | .255 | Gleason     | .284 | Hulswitt  | .247 | Wolverton   | .308 |
| 1904 | Doyle       | .220 | Gleason     | .274 | Hulswitt  | .244 | Wolverton   | .266 |
| 1905 | Bransfield  | .259 | Gleason     | .247 | Doolan    | .254 | Courtney    | .275 |
| 1906 | Bransfield  | .275 | Gleason     | .227 | Doolan    | .230 | Courtney    | .236 |
| 1907 | Bransfield  | .233 | Knabe       | .255 | Doolan    | .204 | Courtney    | .243 |
| 1908 | Bransfield  | .304 | Knabe       | .218 | Doolan    | .234 | Grant       | .244 |
| 1909 | Bransfield  | .292 | Knabe       | .234 | Doolan    | .219 | Grant       | .269 |
| 1910 | Bransfield  | .239 | Knabe       | .261 | Doolan    | .263 | Grant       | .268 |
| 1911 | Luderus     | .301 | Knabe       | .237 | Doolan    | .238 | Lobert      | .285 |
| 1912 | Luderus     | .257 | Knabe       | .282 | Doolan    | .258 | Lobert      | .327 |
| 1913 | Luderus     | .262 | Knabe       | .263 | Doolan    | .218 | Lobert      | .300 |
| 1914 | Luderus     | .248 | Byrne       | .272 | Martin    | .253 | Lobert      | .275 |
| 1915 | Luderus     | .315 | Niehoff     | .238 | Bancroft  | .254 | Byrne       | .209 |
| 1916 | Luderus     | .281 | Niehoff     | .243 | Bancroft  | .212 | Stock       | .281 |
| 1917 | Luderus     | .261 | Niehoff     | .255 | Bancroft  | .243 | Stock       | .264 |
| 1918 | Luderus     | .288 | McGaffigan  | .203 | Bancroft  | .265 | Stock       | .274 |
| 1919 | Luderus     | .293 | Paulette    | .259 | Bancroft  | .272 | Blackburne  | .199 |
| 1920 | Paulette    | .288 | Rawlings    | .234 | Fletcher  | .296 | R. Miller   | .219 |
| 1921 | Konetchy    | .321 | J. Smith    | .231 | Parkinson | .253 | Wrightstone | .296 |
| 1922 | Leslie      | .271 | Parkinson   | .275 | Fletcher  | .280 | Rapp        | .253 |
| 1923 | Holke       | .311 | Tierney     | .317 | Sand      | .228 | Wrightstone | .273 |
| 1924 | Holke       | .300 | Ford        | .272 | Sand      | .245 | Wrightstone | .307 |
| 1925 | Hawks       | .322 | Friberg     | .270 | Sand      | .278 | Huber       | .284 |
| 1926 | Bentley     | .258 | Friberg     | .268 | Sand      | .272 | Huber       | .245 |
| 1927 | Wrightstone | .306 | Thompson    | .303 | Sand      | .299 | Friberg     | .233 |
| 1928 | Hurst       | .285 | Thompson    | .287 | Sand      | .211 | Whitney     | .301 |
| 1929 | Hurst       | .304 | Thompson    | .324 | Thevenow  | .227 | Whitney     | .327 |
| 1930 | Hurst       | .327 | Thompson    | .282 | Thevenow  | .286 | Whitney     | .342 |
| 1931 | Hurst       | .305 | Mallon      | .309 | Bartell   | .289 | Whitney     | .287 |
| 1932 | Hurst       | .339 | Mallon      | .259 | Bartell   | .308 | Whitney     | .298 |
| 1933 | Hurst       | .267 | Warner      | .224 | Bartell   | .271 | McLeod      | .194 |
| 1934 | Camilli     | .265 | Chiozza     | .304 | Bartell   | .310 | Walters     | .260 |
| 1935 | Camilli     | .261 | Chiozza     | .284 | Haslin    | .265 | Vergez      | .249 |
| 1936 | Camilli     | .315 | Gomez       | .232 | Norris    | .265 | Whitney     | .294 |
| 1937 | Camilli     | .339 | Young       | .194 | Scharein  | .241 | Whitney     | .341 |
| 1938 | Weintraub   | .311 | Mueller     | .250 | Young     | .229 | Whitney     | .277 |
| 1939 | Suhr        | .318 | Hughes      | .228 | Scharein  | .238 | May         | .287 |
| 1940 | Mahan       | .244 | Schulte     | .236 | Bragan    | .222 | May         | .293 |
| 1941 | Etten       | .311 | Murtaugh    | .219 | Bragan    | .251 | May         | .267 |
| 1942 | Etten       | .264 | Glossop     | .225 | Bragan    | .218 | May         | .238 |
| 1943 | Wasdell     | .261 | Murtaugh    | .273 | Stewart   | .211 | May         | .282 |
| 1944 | Lupien      | .283 | Mullen      | .267 | Hamrick   | .205 | Stewart     | .220 |
| 1945 | Wasdell     | .300 | Daniels     | .200 | Mott      | .221 | Antonelli   | .256 |
| 1946 | McCormick   | .284 | Verban      | .275 | Newsome   | .232 | Tabor       | .268 |
| 1947 | Schultz     | .223 | Verban      | .285 | Newsome   | .229 | Handley     | .253 |
| 1948 | Sisler      | .274 | Hamner      | .260 | E. Miller | .246 | Caballero   | .245 |
| 1949 | Sisler      | .289 | E. Miller   | .207 | Hamner    | .263 | Jones       | .244 |
| 1950 | Waitkus     | .284 | Goliath     | .234 | Hamner    | .270 | Jones       | .267 |
| 1951 | Waitkus     | .257 | Caballero   | .186 | Hamner    | .255 | Jones       | .285 |
| 1952 | Waitkus     | .289 | Ryan        | .241 | Hamner    | .275 | Jones       | .250 |

HISTORY

## REGULARS BY POSITION

| YEAR | FIRST BASE | AVG  | SECOND BASE | AVG  | SHORTSTOP | AVG  | THIRD BASE  | AVG  |
|------|------------|------|-------------|------|-----------|------|-------------|------|
| 1953 | Torgeson   | .274 | Hamner      | .276 | Kazanski  | .217 | Jones       | .225 |
| 1954 | Torgeson   | .271 | Hamner      | .299 | Morgan    | .262 | Jones       | .271 |
| 1955 | Blaylock   | .208 | Morgan      | .232 | Smalley   | .196 | Jones       | .258 |
| 1956 | Blaylock   | .254 | Kazanski    | .211 | Hamner    | .224 | Jones       | .277 |
| 1957 | Bouchee    | .293 | Hamner      | .227 | Fernandez | .262 | Jones       | .218 |
| 1958 | Bouchee    | .257 | Hemus       | .284 | Fernandez | .230 | Jones       | .271 |
| 1959 | Bouchee    | .285 | S. Anderson | .218 | Koppe     | .261 | Freese      | .268 |
| 1960 | Herrera    | .281 | Taylor      | .287 | Amaro     | .231 | Dark        | .242 |
| 1961 | Herrera    | .257 | Taylor      | .250 | Amaro     | .257 | C. Smith    | .248 |
| 1962 | Sievers    | .262 | Taylor      | .259 | Wine      | .244 | Demeter     | .307 |
| 1963 | Sievers    | .240 | Taylor      | .281 | Wine      | .215 | Hoak        | .231 |
| 1964 | Herrnstein | .234 | Taylor      | .251 | Wine      | .212 | Allen       | .318 |
| 1965 | Stuart     | .234 | Taylor      | .229 | Wine      | .228 | Allen       | .302 |
| 1966 | White      | .276 | C. Rojas    | .268 | Groat     | .260 | Allen       | .317 |
| 1967 | White      | .250 | C. Rojas    | .259 | Wine      | .190 | Allen       | .307 |
| 1968 | White      | .239 | C. Rojas    | .232 | Pena      | .260 | Taylor      | .250 |
| 1969 | Allen      | .288 | C. Rojas    | .228 | Money     | .229 | Taylor      | .262 |
| 1970 | D. Johnson | .256 | Doyle       | .208 | Bowa      | .250 | Money       | .295 |
| 1971 | D. Johnson | .265 | Doyle       | .231 | Bowa      | .249 | J. Vukovich | .166 |
| 1972 | Hutton     | .260 | Doyle       | .249 | Bowa      | .250 | Money       | .222 |
| 1973 | Montanez   | .263 | Doyle       | .273 | Bowa      | .211 | Schmidt     | .196 |
| 1974 | Montanez   | .304 | Cash        | .300 | Bowa      | .275 | Schmidt     | .282 |
| 1975 | Allen      | .236 | Cash        | .305 | Bowa      | .305 | Schmidt     | .253 |
| 1976 | Allen      | .267 | Cash        | .284 | Bowa      | .248 | Schmidt     | .262 |
| 1977 | Hebner     | .284 | Sizemore    | .282 | Bowa      | .280 | Schmidt     | .275 |
| 1978 | Hebner     | .283 | Sizemore    | .220 | Bowa      | .294 | Schmidt     | .254 |
| 1979 | Rose       | .332 | Trillo      | .260 | Bowa      | .241 | Schmidt     | .256 |
| 1980 | Rose       | .283 | Trillo      | .292 | Bowa      | .267 | Schmidt     | .287 |
| 1981 | Rose       | .325 | Trillo      | .287 | Bowa      | .284 | Schmidt     | .314 |
| 1982 | Rose       | .271 | Trillo      | .271 | DeJesus   | .237 | Schmidt     | .280 |
| 1983 | Rose       | .237 | Morgan      | .228 | DeJesus   | .254 | Schmidt     | .256 |
| 1984 | Matuszek   | .222 | Samuel      | .272 | DeJesus   | .259 | Schmidt     | .274 |
| 1985 | Schmidt    | .301 | Samuel      | .264 | Jeltz     | .189 | Schu        | .253 |
| 1986 | V. Hayes   | .299 | Samuel      | .263 | Jeltz     | .217 | Schmidt     | .280 |
| 1987 | V. Hayes   | .296 | Samuel      | .272 | Jeltz     | .227 | Schmidt     | .299 |
| 1988 | V. Hayes   | .273 | Samuel      | .244 | Jeltz     | .189 | Schmidt     | .253 |
| 1989 | Jordan     | .283 | Herr        | .286 | Thon      | .269 | C. Hayes    | .257 |
| 1990 | Jordan     | .241 | Herr        | .263 | Thon      | .256 | C. Hayes    | .257 |
| 1991 | Kruk       | .302 | Morandini   | .249 | Thon      | .253 | C. Hayes    | .225 |
| 1992 | Kruk       | .334 | Morandini   | .254 | Bell      | .205 | Hollins     | .270 |
| 1993 | Kruk       | .318 | Morandini   | .246 | Stocker   | .324 | Hollins     | .273 |
| 1994 | Kruk       | .295 | Morandini   | .289 | Stocker   | .273 | Hollins     | .226 |
| 1995 | Hollins    | .235 | Morandini   | .287 | Stocker   | .218 | C. Hayes    | .276 |
| 1996 | Jefferies  | .286 | Morandini   | .252 | Stocker   | .251 | Zeile       | .258 |
| 1997 | Brogna     | .256 | Morandini   | .292 | Stocker   | .267 | Rolen       | .283 |
| 1998 | Brogna     | .267 | Lewis       | .249 | Relaford  | .244 | Rolen       | .290 |
| 1999 | Brogna     | .278 | Anderson    | .255 | Arias     | .288 | Rolen       | .267 |
| 2000 | Burrell    | .274 | Morandini   | .254 | Relaford  | .221 | Rolen       | .299 |
| 2001 | Lee        | .257 | Anderson    | .294 | Rollins   | .275 | Rolen       | .289 |
| 2002 | Lee        | .263 | Anderson    | .259 | Rollins   | .246 | Rolen       | .259 |
| 2003 | Thome      | .268 | Polanco     | .302 | Rollins   | .264 | Bell        | .191 |
| 2004 | Thome      | .274 | Polanco     | .281 | Rollins   | .289 | Bell        | .289 |
| 2005 | Howard     | .289 | Utley       | .297 | Rollins   | .290 | Bell        | .246 |
| 2006 | Howard     | .313 | Utley       | .307 | Rollins   | .278 | Bell        | .280 |
| 2007 | Howard     | .267 | Utley       | .334 | Rollins   | .296 | Núñez       | .255 |
| 2008 | Howard     | .253 | Utley       | .295 | Rollins   | .278 | Feliz       | .243 |
| 2009 | Howard     | .280 | Utley       | .283 | Rollins   | .250 | Feliz       | .267 |
| 2010 | Howard     | .275 | Utley       | .276 | Rollins   | .244 | Polanco     | .298 |
| 2011 | Howard     | .251 | Utley       | .257 | Rollins   | .272 | Polanco     | .280 |
| 2012 | Howard     | .220 | Utley       | .254 | Rollins   | .251 | Polanco     | .259 |
| 2013 | Howard     | .267 | Utley       | .281 | Rollins   | .250 | M. Young    | .282 |
| 2014 | Howard     | .224 | Utley       | .272 | Rollins   | .244 | Asche       | .256 |
| 2015 | Howard     | .234 | Hernández   | .287 | Galvis    | .266 | Franco      | .280 |
| 2016 | Howard     | .198 | Hernández   | .294 | Galvis    | .242 | Franco      | .254 |
| 2017 | Joseph     | .240 | Hernández   | .291 | Galvis    | .257 | Franco      | .227 |
| 2018 | Santana    | .229 | Hernández   | .253 | Kingery   | .226 | Franco      | .270 |
| 2019 | Hoskins    | .226 | Hernández   | .279 | Segura    | .280 | Franco      | .234 |
| 2020 | Hoskins    | .245 | Segura      | .266 | Gregorius | .284 | Bohm        | .338 |
| 2021 | Hoskins    | .247 | Segura      | .290 | Gregorius | .209 | Bohm        | .247 |
| 2022 | Hoskins    | .246 | Segura      | .277 | Stott     | .234 | Bohm        | .280 |

## REGULARS BY POSITION

| YEAR | CATCHER    | AVG  | LEFT FIELD  | AVG  | CENTER FIELD | AVG  | RIGHT FIELD | AVG  |
|------|------------|------|-------------|------|--------------|------|-------------|------|
| 1883 | Gross      | .307 | Purcell     | .268 | Lewis        | .250 | Manning     | .267 |
| 1884 | Crowley    | .244 | Purcell     | .252 | Fogarty      | .212 | Manning     | .271 |
| 1885 | Clements   | .191 | Andrews     | .266 | Fogarty      | .232 | Manning     | .256 |
| 1886 | McGuire    | .198 | Wood        | .273 | Andrews      | .249 | Fogarty     | .293 |
| 1887 | Clements   | .280 | Wood        | .289 | Andrews      | .325 | Fogarty     | .261 |
| 1888 | Clements   | .245 | Wood        | .229 | Andrews      | .239 | Fogarty     | .236 |
| 1889 | Clements   | .284 | Wood        | .251 | Fogarty      | .259 | Thompson    | .296 |
| 1890 | Clements   | .315 | Hamilton    | .325 | Burke        | .263 | Thompson    | .313 |
| 1891 | Clements   | .310 | Hamilton    | .340 | Delahanty    | .243 | Thompson    | .294 |
| 1892 | Clements   | .264 | Hamilton    | .330 | Delahanty    | .306 | Thompson    | .305 |
| 1893 | Clements   | .285 | Delahanty   | .368 | Hamilton     | .380 | Thompson    | .370 |
| 1894 | Clements   | .346 | Delahanty   | .407 | Hamilton     | .399 | Thompson    | .404 |
| 1895 | Clements   | .394 | Delahanty   | .404 | Hamilton     | .369 | Thompson    | .392 |
| 1896 | Grady      | .318 | Delahanty   | .397 | Cooley       | .307 | Thompson    | .298 |
| 1897 | Boyle      | .253 | Delahanty   | .377 | Cooley       | .329 | Dowd        | .292 |
| 1898 | McFarland  | .282 | Delahanty   | .334 | Cooley       | .312 | Flick       | .313 |
| 1899 | McFarland  | .333 | Delahanty   | .410 | Thomas       | .325 | Flick       | .342 |
| 1900 | McFarland  | .305 | Slagle      | .287 | Thomas       | .316 | Flick       | .378 |
| 1901 | McFarland  | .285 | Delahanty   | .357 | Thomas       | .309 | Flick       | .336 |
| 1902 | Doin       | .231 | Browne      | .260 | Thomas       | .286 | Barry       | .287 |
| 1903 | Roth       | .273 | Barry       | .276 | Thomas       | .327 | Keister     | .320 |
| 1904 | Doin       | .242 | Titus       | .294 | Thomas       | .290 | Magee       | .277 |
| 1905 | Doin       | .250 | Magee       | .299 | Thomas       | .317 | Titus       | .308 |
| 1906 | Doin       | .245 | Magee       | .282 | Thomas       | .254 | Titus       | .267 |
| 1907 | Doin       | .211 | Magee       | .328 | Thomas       | .243 | Titus       | .275 |
| 1908 | Doin       | .248 | Magee       | .283 | Osborn       | .267 | Titus       | .286 |
| 1909 | Doin       | .224 | Magee       | .270 | Bates        | .293 | Titus       | .270 |
| 1910 | Doin       | .242 | Magee       | .331 | Bates        | .305 | Titus       | .241 |
| 1911 | Doin       | .328 | Magee       | .288 | Paskert      | .273 | Titus       | .284 |
| 1912 | Killefer   | .224 | Magee       | .306 | Paskert      | .315 | Cravath     | .284 |
| 1913 | Killefer   | .244 | Magee       | .306 | Paskert      | .262 | Cravath     | .341 |
| 1914 | Killefer   | .234 | Becker      | .325 | Paskert      | .264 | Cravath     | .299 |
| 1915 | Killefer   | .237 | Becker      | .246 | Paskert      | .244 | Cravath     | .285 |
| 1916 | Killefer   | .217 | Whitted     | .281 | Paskert      | .279 | Cravath     | .283 |
| 1917 | Killefer   | .274 | Whitted     | .280 | Paskert      | .251 | Cravath     | .280 |
| 1918 | Adams      | .176 | Meusel      | .279 | Williams     | .276 | Cravath     | .232 |
| 1919 | Adams      | .233 | Meusel      | .305 | Williams     | .278 | Callahan    | .230 |
| 1920 | Wheat      | .226 | Meusel      | .309 | Williams     | .325 | Stengel     | .292 |
| 1921 | Bruggy     | .310 | Meusel      | .353 | Williams     | .320 | LeBourveau  | .295 |
| 1922 | Henline    | .316 | C.W. Lee    | .322 | Williams     | .308 | C. Walker   | .337 |
| 1923 | Mokan      | .324 | Mokan       | .313 | Williams     | .293 | C. Walker   | .281 |
| 1924 | Henline    | .284 | Mokan       | .260 | Williams     | .328 | Harper      | .294 |
| 1925 | Wilson     | .328 | Burns       | .292 | Harper       | .349 | Williams    | .314 |
| 1926 | Wilson     | .305 | Mokan       | .303 | Leach        | .329 | Williams    | .345 |
| 1927 | Wilson     | .275 | Spalding    | .296 | Leach        | .306 | Williams    | .274 |
| 1928 | Lerian     | .272 | Leach       | .304 | Sothern      | .285 | Klein       | .360 |
| 1929 | Lerian     | .223 | O'Doul      | .398 | Sothern      | .306 | Klein       | .356 |
| 1930 | S. Davis   | .313 | O'Doul      | .383 | Sothern      | .280 | Klein       | .386 |
| 1931 | S. Davis   | .326 | Klein       | .337 | Brickell     | .253 | Arlett      | .313 |
| 1932 | S. Davis   | .336 | H.B. Lee    | .303 | G. Davis     | .309 | Klein       | .348 |
| 1933 | S. Davis   | .349 | Schulmerich | .334 | Fullis       | .309 | Klein       | .368 |
| 1934 | Todd       | .318 | Allen       | .330 | G. Davis     | .293 | Moore       | .343 |
| 1935 | Todd       | .290 | Watkins     | .270 | Allen        | .307 | Moore       | .323 |
| 1936 | Grace      | .249 | Moore       | .328 | Chiozza      | .297 | Klein       | .309 |
| 1937 | Atwood     | .244 | Arnovich    | .290 | H. Martin    | .283 | Klein       | .325 |
| 1938 | Atwood     | .196 | Arnovich    | .275 | H. Martin    | .298 | Klein       | .247 |
| 1939 | S. Davis   | .307 | Arnovich    | .324 | H. Martin    | .282 | Marty       | .254 |
| 1940 | Warren     | .246 | Rizzo       | .292 | Marty        | .270 | Klein       | .218 |
| 1941 | Warren     | .214 | Litwhiler   | .305 | Marty        | .268 | Benjamin    | .235 |
| 1942 | Warren     | .209 | Litwhiler   | .271 | L. Waner     | .261 | Northey     | .251 |
| 1943 | Livingston | .249 | Triplett    | .272 | E. Adams     | .256 | Northey     | .278 |
| 1944 | Finley     | .249 | Wasdell     | .277 | E. Adams     | .283 | Northey     | .288 |
| 1945 | Seminick   | .239 | Triplett    | .240 | DiMaggio     | .257 | Dinges      | .287 |
| 1946 | Seminick   | .264 | Ennis       | .313 | Wyrostek     | .281 | Northey     | .249 |
| 1947 | Seminick   | .252 | Ennis       | .275 | Walker       | .371 | Wyrostek    | .273 |
| 1948 | Seminick   | .225 | Blatnik     | .260 | Ashburn      | .333 | Ennis       | .290 |
| 1949 | Seminick   | .243 | Ennis       | .302 | Ashburn      | .284 | Nicholson   | .234 |
| 1950 | Seminick   | .288 | Sisler      | .296 | Ashburn      | .303 | Ennis       | .311 |
| 1951 | Seminick   | .227 | Sisler      | .287 | Ashburn      | .344 | Ennis       | .267 |
| 1952 | Burgess    | .296 | Ennis       | .289 | Ashburn      | .282 | Wyrostek    | .274 |

HISTORY



## REGULARS BY POSITION

| YEAR | CATCHER    | AVG  | LEFT FIELD  | AVG  | CENTER FIELD | AVG  | RIGHT FIELD       | AVG  |
|------|------------|------|-------------|------|--------------|------|-------------------|------|
| 1953 | Burgess    | .292 | Ennis       | .285 | Ashburn      | .330 | Wyrostek          | .271 |
| 1954 | Burgess    | .368 | Ennis       | .261 | Ashburn      | .313 | Clark             | .240 |
| 1955 | Seminick   | .246 | Ennis       | .296 | Ashburn      | .338 | Greengrass        | .272 |
| 1956 | Lopata     | .267 | Ennis       | .260 | Ashburn      | .303 | Valo              | .289 |
| 1957 | Lopata     | .237 | H. Anderson | .268 | Ashburn      | .297 | Repulski          | .260 |
| 1958 | Lopata     | .248 | H. Anderson | .301 | Ashburn      | .350 | Post              | .282 |
| 1959 | Sawatski   | .293 | H. Anderson | .240 | Ashburn      | .266 | Post              | .254 |
| 1960 | Coker      | .214 | Callison    | .260 | DelGreco     | .237 | K. Walters        | .239 |
| 1961 | Dalrymple  | .220 | Callison    | .266 | Gonzalez     | .277 | Demeter           | .257 |
| 1962 | Dalrymple  | .276 | Savage      | .266 | Gonzalez     | .302 | Callison          | .300 |
| 1963 | Dalrymple  | .252 | Covington   | .303 | Gonzalez     | .306 | Callison          | .284 |
| 1964 | Dalrymple  | .238 | Covington   | .280 | Gonzalez     | .278 | Callison          | .274 |
| 1965 | Dalrymple  | .213 | A. Johnson  | .294 | Gonzalez     | .295 | Callison          | .262 |
| 1966 | Dalrymple  | .245 | Gonzalez    | .286 | Briggs       | .282 | Callison          | .276 |
| 1967 | Dalrymple  | .172 | Gonzalez    | .339 | Briggs       | .232 | Callison          | .261 |
| 1968 | Ryan       | .179 | Allen       | .263 | Gonzalez     | .264 | Callison          | .244 |
| 1969 | Ryan       | .204 | Briggs      | .238 | Hisle        | .266 | Callison          | .265 |
| 1970 | McCarver   | .287 | Briggs      | .270 | Hisle        | .205 | R. Stone          | .262 |
| 1971 | McCarver   | .278 | Gamble      | .221 | Montanez     | .255 | Freed             | .221 |
| 1972 | Bateman    | .222 | Luzinski    | .281 | Montanez     | .247 | Robinson          | .239 |
| 1973 | Boone      | .261 | Luzinski    | .285 | Unser        | .289 | Robinson          | .288 |
| 1974 | Boone      | .240 | Luzinski    | .275 | Unser        | .268 | M. Anderson       | .250 |
| 1975 | Boone      | .252 | Luzinski    | .301 | Maddox       | .293 | M. Anderson       | .253 |
| 1976 | Boone      | .271 | Luzinski    | .307 | Maddox       | .331 | Johnstone         | .319 |
| 1977 | Boone      | .284 | Luzinski    | .309 | Maddox       | .293 | McBride           | .326 |
| 1978 | Boone      | .276 | Luzinski    | .265 | Maddox       | .288 | McBride           | .271 |
| 1979 | Boone      | .287 | Luzinski    | .255 | Maddox       | .282 | McBride           | .279 |
| 1980 | Boone      | .229 | Luzinski    | .229 | Maddox       | .259 | McBride           | .307 |
| 1981 | Boone      | .215 | Matthews    | .303 | Maddox       | .264 | McBride           | .274 |
| 1982 | Diaz       | .287 | Matthews    | .281 | Maddox       | .285 | Demier            | .234 |
| 1983 | Diaz       | .233 | Matthews    | .259 | Maddox       | .275 | V. Hayes          | .279 |
| 1984 | Virgil     | .261 | Wilson      | .239 | V. Hayes     | .295 | Lezcano           | .277 |
| 1985 | Virgil     | .244 | Stone       | .264 | V. Hayes     | .252 | Wilson            | .272 |
| 1986 | Russell    | .241 | Redus       | .249 | Thompson     | .256 | Wilson            | .270 |
| 1987 | Parrish    | .247 | James       | .288 | Thompson     | .300 | Wilson            | .263 |
| 1988 | Parrish    | .211 | Bradley     | .265 | Thompson     | .291 | James             | .250 |
| 1989 | Daulton    | .202 | Kruk        | .330 | Dykstra      | .223 | V. Hayes          | .248 |
| 1990 | Daulton    | .269 | Kruk        | .276 | Dykstra      | .326 | V. Hayes          | .269 |
| 1991 | Daulton    | .196 | Chamberlain | .243 | Dykstra      | .294 | Murphy            | .250 |
| 1992 | Daulton    | .271 | Duncan      | .235 | Dykstra      | .301 | Amaro             | .202 |
| 1993 | Daulton    | .256 | Incaviglia  | .278 | Dykstra      | .305 | Eisenreich        | .323 |
| 1994 | Daulton    | .301 | Incaviglia  | .219 | Dykstra      | .271 | Eisenreich        | .307 |
| 1995 | Daulton    | .251 | Jefferies   | .265 | Van Slyke    | .234 | Eisenreich/Whiten | .329 |
| 1996 | Santiago   | .272 | Incaviglia  | .249 | Otero        | .275 | Eisenreich        | .406 |
| 1997 | Lieberthal | .249 | Jefferies   | .255 | Cummings     | .305 | Daulton           | .286 |
| 1998 | Lieberthal | .254 | Jefferies   | .294 | Glanville    | .279 | Abreu             | .315 |
| 1999 | Lieberthal | .302 | Gant        | .257 | Glanville    | .325 | Abreu             | .337 |
| 2000 | Lieberthal | .281 | Gant        | .256 | Glanville    | .275 | Abreu             | .316 |
| 2001 | Estrada    | .224 | Burrell     | .258 | Glanville    | .263 | Abreu             | .290 |
| 2002 | Lieberthal | .281 | Burrell     | .282 | Glanville    | .244 | Abreu             | .314 |
| 2003 | Lieberthal | .312 | Burrell     | .209 | Byrd         | .304 | Abreu             | .300 |
| 2004 | Lieberthal | .272 | Burrell     | .256 | Byrd         | .224 | Abreu             | .302 |
| 2005 | Lieberthal | .263 | Burrell     | .281 | Lofton       | .334 | Abreu             | .285 |
| 2006 | Lieberthal | .277 | Burrell     | .270 | Rowand       | .259 | Abreu             | .278 |
| 2007 | Ruiz       | .258 | Burrell     | .264 | Rowand       | .310 | Victorino         | .276 |
| 2008 | Ruiz       | .216 | Burrell     | .249 | Victorino    | .297 | Werth             | .273 |
| 2009 | Ruiz       | .254 | Ibañez      | .273 | Victorino    | .293 | Werth             | .269 |
| 2010 | Ruiz       | .304 | Ibañez      | .277 | Victorino    | .260 | Werth             | .285 |
| 2011 | Ruiz       | .281 | Ibañez      | .246 | Victorino    | .279 | Pence             | .325 |
| 2012 | Ruiz       | .327 | Pierre      | .312 | Victorino    | .261 | Pence             | .270 |
| 2013 | Ruiz       | .266 | Brown       | .278 | Revere       | .305 | D. Young          | .272 |
| 2014 | Ruiz       | .253 | Brown       | .237 | Revere       | .307 | Byrd              | .263 |
| 2015 | Ruiz       | .214 | Asche       | .252 | Herrera      | .295 | Francoeur         | .250 |
| 2016 | Rupp       | .253 | Asche       | .219 | Herrera      | .285 | Bourjos           | .255 |
| 2017 | Rupp       | .218 | Altherr     | .250 | Herrera      | .279 | Williams          | .282 |
| 2018 | Alfaro     | .262 | Hoskins     | .246 | Herrera      | .255 | Williams          | .256 |
| 2019 | Realmuto   | .275 | McCutchen   | .256 | Kingery      | .258 | Harper            | .260 |
| 2020 | Realmuto   | .266 | McCutchen   | .253 | Quinn        | .213 | Harper            | .268 |
| 2021 | Realmuto   | .263 | McCutchen   | .222 | Herrera      | .260 | Harper            | .309 |
| 2022 | Realmuto   | .276 | Schwarber   | .218 | Vierling     | .246 | Castellanos       | .263 |

## RETIRED NUMBERS



### RICHIE ASHBURN • CF

**B-T:** L-R • **HT:** 5-10 • **WT:** 170

**BORN:** March 19, 1927, Tilden, NE

**DIED:** September 9, 1997, New York, NY

**CAREER:** Played 12 years with the Phillies (1948-59) and was regarded as one of the best leadoff hitters and defensive players in the game... Also played with the Cubs (1960-61) and New York Mets (1962), ending his playing career in 1962 with a .306 average.

**HOW OBTAINED:** Signed to a \$3,500 bonus in 1945 as a catcher.

**HITTING:** Two-time NL batting champion (.338, 1955 & .350, 1958) and runner-up twice (both to Stan Musial, 1948 and 1951)... Only rookie named to 1948 NL All-Star squad... Hit in 23

consecutive games that season... Led NL in singles, walks and on-base percentage, four times; hits, three times; triples, twice and stolen bases, once... His 1958 season marked the only time a leadoff hitter led the league in both average and walks... Batted .300 or better in nine of his 15 years in the majors and had an on-base percentage of .400 or more six times... Ranked 11th all-time in walks and 35th in hits when he retired after the 1962 season to enter the broadcast booth... Phillies all-time leader in singles (1,811) and was the club leader in games, at-bats and hits until Mike Schmidt came along... Ranks fourth in Phillies history in runs... Holds Phillies record for consecutive games played, 730... Finished with career .397 on-base percentage (.394 with Phillies).

**DEFENSE:** Holds club record for outfield putouts, 538, in 1951... Holds NL records for most years, 500 or more putouts, four times, and most years, 400 or more putouts, nine times... Led NL outfielders in putouts nine times, tying an NL record... Ranks sixth all-time in outfield putouts, 6,089... One of only two players to ever lead the league in putouts, assists and double plays in the same season twice... Second all-time to Taylor Douthitt in total chances per game (3.03), chances per game (2.98) and putouts per game (2.89)... Career chances per game average is well ahead of his contemporaries, Willie Mays, Mickey Mantle and Duke Snider.

**HONORS:** Rookie of the Year (*The Sporting News*) in 1948... Selected to five All-Star teams... Inducted into Phillies Wall of Fame in 1979... Number retired on August 24, 1979... Elected to National Baseball Hall of Fame by the Veterans Committee in 1995.

| AVG  | G    | AB   | R    | H    | 2B  | 3B  | HR | RBI | BB   | SO  | SB  |
|------|------|------|------|------|-----|-----|----|-----|------|-----|-----|
| .308 | 2189 | 8365 | 1322 | 2574 | 317 | 109 | 29 | 586 | 1198 | 571 | 234 |



### JIM BUNNING • RHP

**B-T:** R-R • **HT:** 6-3 • **WT:** 195

**BORN:** October 23, 1931, Southgate, KY... Served as a U.S. Senator for Kentucky, 1998-2010.

**DIED:** May 26, 2017, Edgewood, KY

**CAREER:** Pitched in 17 major league seasons, 1955-71: Detroit Tigers (1955-63), Phillies (1964-67; 1970-71), Pittsburgh Pirates (1968-69) and Los Angeles Dodgers (1969)... Managed in the Phillies minor league system for five years following his playing career.

**HOW OBTAINED:** Acquired along with C Gus Triandos from Detroit for OF Don Demeter and RHP Jack Hamilton, December 5, 1963.

**WINS:** From 1955 through 1971, led the majors in wins, innings and strikeouts... Won 19 games in each of first three seasons with the Phillies and finished 1967 with 17 wins while suffering a major league-record five 1-0 losses.

**MISC:** Led AL in strikeouts, twice... Led NL in shutouts, twice; innings, once; and strikeouts, once... Upon retiring in 1971, he ranked second to Walter Johnson on the all-time strikeout list... He became the first modern-era pitcher to win 100 games in each league and the second to record 1,000 strikeouts in each league; both milestones came in a Phillies uniform.

**NO-HITTERS:** Pitched a no-hitter against the Boston Red Sox while pitching for Detroit, July 20, 1958... Became the first 20th-century pitcher to throw a no-hitter in each league when he (father of seven) pitched a perfect game against the New York Mets at Shea Stadium on Father's Day, June 21, 1964, throwing only 90 pitches... It was the first perfect game in the NL since 1880.

**HONORS:** A nine-time All-Star, he was the first to pitch in the Midsummer Classic for both leagues... Started and won the first game in Veterans Stadium history, April 10, 1971, 4-1 over the Montreal Expos... Inducted into Phillies Wall of Fame in 1984... Elected to National Baseball Hall of Fame in 1996... Number retired on April 6, 2001.

| W-L     | ERA  | G   | GS  | CG  | SHO | IP     | H    | BB   | SO   |
|---------|------|-----|-----|-----|-----|--------|------|------|------|
| 224-184 | 3.27 | 591 | 519 | 151 | 40  | 3760.1 | 3433 | 1000 | 2855 |



HISTORY

## RETIRED NUMBERS



### DICK ALLEN • 3B/1B/LF

**B-T:** R-R • **HT:** 5-11 • **WT:** 187

**BORN:** March 8, 1942, Wampum, PA

**DIED:** December 7, 2020, Wampum, PA

**CAREER:** Played in 15 major league seasons for the Phillies (1963-69; 1975-76), St. Louis Cardinals (1970), Los Angeles Dodgers (1971), Chicago White Sox (1972-74) and Oakland Athletics (1977).

**HOW OBTAINED:** Signed by the Phillies out of Wampum High School in 1960.

**HITTING:** Posted six seasons with more than 30 home runs, setting a career high with 40 in 1966... Drove in more than 100 runs three times... Batted .300 or better in six qualifying seasons... Recorded two qualifying seasons with an OPS higher than 1.000... Led the AL in home runs twice (1972 & 1974)... Led his respective league in OPS four times (1966-67, 1972 & 1974) slugging percentage three times (1966, 1972 & 1974) and on-base percentage twice (1967 & 1972)... Led MLB in on-base percentage and OPS in 1972 and in slugging percentage in 1974... From 1964-74, his .940 OPS was second-highest in the majors, trailing only Hank Aaron (.941), and he had the third-most extra-base hits (670) in MLB during that same span, behind Hall of Famers Billy Williams (702) and Aaron (689)... In 1964 with the Phillies, set career highs in games (162), batting average (.318), runs (125), hits (201), doubles (38) and total bases (352)... In 1966, posted the sixth-highest slugging percentage (.632) in a single season by a Phillies player (since 1900; min. 400 PA)... During his career with the Phillies, batted .290 with 204 doubles, 64 triples, 204 home runs, 655 RBI, 517 walks and a .902 OPS in 1,070 games... Ranks second all-time in Phillies history with a .530 slugging percentage and 10th in home runs.

**DEFENSE:** Tied for the NL lead in games played (162) by a third baseman in 1964... Led all NL third basemen in double plays turned (29) in 1965... Primarily played first base (807 games) and third base (652 games) during his career.

**MISC:** In 2014 and 2021, fell one vote shy of getting inducted into the National Baseball Hall of Fame by the Golden Era Committee (needed 12 votes out of 16).

**HONORS:** AL MVP in 1972... Seven-time All-Star, including three with the Phillies... NL Rookie of the Year in 1964... Inducted into Phillies Wall of Fame in 1994... Inducted into the Negro Leagues Baseball Museum's "Hall of Game" in 2018... Number retired on September 3, 2020 (57th anniversary of his ML debut with the Phillies).



| AVG  | G    | AB   | R    | H    | 2B  | 3B | HR  | RBI  | BB  | SO   | SB  |
|------|------|------|------|------|-----|----|-----|------|-----|------|-----|
| .292 | 1749 | 6332 | 1099 | 1848 | 320 | 79 | 351 | 1119 | 894 | 1556 | 133 |



### MIKE SCHMIDT • 3B

**B-T:** R-R • **HT:** 6-2 • **WT:** 203

**BORN:** September 27, 1949, Dayton, OH

**CAREER:** Played his entire 18-year career with the Phillies (1972-89), establishing himself as the greatest overall third baseman in the game.

**HOW OBTAINED:** Phillies second-round selection in the June 1971 amateur draft out of Ohio University, where he was a shortstop.

**HITTING:** Led NL in homers a record eight times; RBI, four times; slugging percentage, five times; and on-base percentage, three times... Only Hank Aaron (15 times), Alex Rodriguez (15 times), Barry Bonds (14 times) and Albert Pujols (14 times) hit 30 homers in a season more times than Schmidt's 13; only Rodriguez and Babe Ruth (12 times each) hit 35 homers more than Schmidt's 11... At retirement, he ranked 7th in home runs (3rd on NL list), 15th in extra-base hits (6th, NL) and tied for 22nd in RBI (6th, NL)... Ranks 16th on the all-time home run list going into the 2023 season... Holds career record for a third baseman in home runs (509)... Set the major league record for homers in a season for a third baseman, 48, in 1980, which was broken in 2007... Won six Silver Sluggers for offensive excellence at his position.

**DEFENSE:** Held 10 NL fielding records when he retired... Won 10 Gold Gloves, most by a 3B in NL history... All-time rankings at third base: assists per game, third; assists, fourth; double plays, fifth; games (2,212), sixth.

**HONORS:** Won three MVP Awards (1980, '81, '86), one of five players to do so in the NL; is also only one of six to win back-to-back MVPs... Held 14 ML records, 18 NL records, 24 Phillies career records and 11 Phillies season records when he retired... Played in five League Championship Series and two World Series; was awarded 1980 WS MVP... 12-time All-Star, elected as the starter nine times... Named Baseball Player of the Decade (1980s) by *The Sporting News*... Voted Greatest Phillies Player Ever in 1983 poll of fans... Inducted into Phillies Wall of Fame in 1990... Number retired on May 26, 1990... Elected to National Baseball Hall of Fame in 1995, the 26th player to enter on his first ballot... Was the third baseman for MasterCard's® All-Century Team in 1999.



| AVG  | G    | AB   | R    | H    | 2B  | 3B | HR  | RBI  | BB   | SO   | SB  |
|------|------|------|------|------|-----|----|-----|------|------|------|-----|
| .267 | 2404 | 8352 | 1506 | 2234 | 408 | 59 | 548 | 1595 | 1507 | 1883 | 174 |

## RETIRED NUMBERS



### STEVE CARLTON • LHP

**B-T:** L-L • **HT:** 6-5 • **WT:** 210

**BORN:** December 22, 1944, Miami, FL

**CAREER:** Pitched 15 years with the Phillies from 1972-86... Broke in with the St. Louis Cardinals in 1965... Also pitched for the San Francisco Giants (1986), Chicago White Sox (1986), Cleveland Indians (1987) and Minnesota Twins (1987-88) before retiring in May 1988.

**HOW OBTAINED:** Acquired from St. Louis Cardinals for Rick Wise, February 25, 1972.

**WINS:** Only Warren Spahn (363) won more games among left-handers... Ranked ninth all-time in wins when he retired... Won 27 games (10 losses) in his first Phillies season, the fifth pitcher ever to win 20 games for a last-place club... Set Phillies record with 15 consecutive wins and won the

NL Triple Crown (wins, 1.97 ERA and a club-record 310 strikeouts that season)... 20-game winner, six times... At age 37, won 23 games in 1982, most for any NL pitcher at that age... All-time leader in starts (709) for a left-hander.

**MISC:** Ranks fourth on all-time strikeout list... Took temporary all-time strikeout lead on June 7, 1983... Struck out Eric Davis for the 4,000th of his career, Aug. 15, 1986 with SF... Led NL in wins, four times; complete games, three; innings pitched, five; strikeouts, five; ERA and shutouts, once... Phillies all-time leader in wins, games started and strikeouts; ranks second in games, shutouts and innings pitched... Held six ML pitching records, 12 NL records and 10 League Championship Series records when he retired... Holds ML record for consecutive starts, 544, without pitching in relief... Struck out 10 or more 82 times.

**HONORS:** Became first pitcher to win four Cy Young Awards (1972, '77, '80, '82)... Selected to 10 All-Star teams... Played in five LCS and two World Series with the Phillies (four World Series overall)... Winning pitcher in 1980 World Series-clinching game vs. Kansas City... Inducted into Phillies Wall of Fame in 1989... Number retired on July 29, 1989... Elected to National Baseball Hall of Fame in 1994, his first year of eligibility.

| W-L     | ERA  | G   | GS  | CG  | SHO | IP     | H    | BB   | SO   |
|---------|------|-----|-----|-----|-----|--------|------|------|------|
| 329-244 | 3.22 | 741 | 709 | 254 | 55  | 5217.1 | 4672 | 1833 | 4136 |



### ROY HALLADAY • RHP

**B-T:** R-R • **HT:** 6-6 • **WT:** 225

**BORN:** May 14, 1977, Denver, CO

**DIED:** November 7, 2017, Holiday, FL

**CAREER:** Pitched in 16 seasons with the Toronto Blue Jays (1998-2009) and Phillies (2010-13).

**HOW OBTAINED:** Acquired from the Toronto Blue Jays for Kyle Drabek, Michael Taylor and Travis d'Arnaud on December 16, 2009.

**WINS:** Had three 20-win seasons (2003, 2008, 2010), leading the majors in victories in 2003 and tied for the ML lead in 2010... In his career, his .659 winning percentage ranked third in the majors (min. 175 decisions) and his 203 wins were fourth-most in MLB (second among right-handers)...

Became the 108th pitcher in ML history to win 200 games.

**MISC:** Led his respective league in complete games seven times, strikeout-to-walk ratio five times, shutouts and innings pitched four times, walks per 9.0 innings three times, and games started and WHIP once... Posted eight seasons with 30 or more starts, eight with at least 220.0 innings pitched, seven with five or more complete games, seven with more than 20 quality starts, five with at least 200 strikeouts and five (qualifying) with a sub-3.00 ERA... During his career, led the majors in complete games, was tied for first in shutouts and ranked fourth in ERA (min. 2,000.0 IP)... In five career postseason starts with the Phillies, went 3-2 with a 2.37 ERA, 0.74 WHIP, 35 strikeouts to five walks, and held opponents to a .169 batting average.

**NO-HITTERS:** Pitched the 20th perfect game in ML history (19th regular season), May 29, 2010 at Florida (9.0 IP, 11 SO)... It was second perfect game in Phillies history (Jim Bunning – 6/21/64)... Pitched the second no-hitter in ML postseason history in Game 1 of the NLDS, October 6, 2010 vs Cincinnati (9.0 IP, BB, 8 SO), which was his first career postseason appearance... With his postseason no-hitter, he joined Don Larsen, who pitched a perfect game in Game 5 of the 1956 World Series (10/8 vs BKN)... Became the fifth pitcher in ML history to pitch two no-hitters in the same calendar year.

**HONORS:** Was the fifth pitcher in ML history to win the Cy Young Award in both leagues (AL, 2003 and NL, 2010)... Was just the fourth Phillies pitcher to win a Cy Young Award... An eight-time All-Star (2002-03, 2005-06, 2008-11), he started for both leagues in the Midsummer Classic (AL, 2009 and NL, 2011)... Posthumously inducted into the Phillies Wall of Fame in 2018 and the National Baseball Hall of Fame in 2019... Number retired on Aug. 8, 2021.

| W-L     | ERA  | G   | GS  | CG | SHO | IP     | H    | BB  | SO   |
|---------|------|-----|-----|----|-----|--------|------|-----|------|
| 203-105 | 3.38 | 416 | 390 | 67 | 20  | 2749.1 | 2646 | 592 | 2117 |



## RETIRED NUMBERS



### ROBIN ROBERTS • RHP

**B-T:** S-R • **HT:** 6-0 • **WT:** 190

**BORN:** September 30, 1926, Springfield, IL

**DIED:** May 6, 2010, Temple Terrace, FL

**CAREER:** Pitched 14 years with the Phillies, 1948-61... Also pitched for Baltimore Orioles (1962-65), Houston Astros (1965-66) and Chicago Cubs (1966) before retiring in 1966.

**HOW OBTAINED:** Signed to a \$25,000 bonus by the Phillies following graduation from Michigan State in 1947.

**WINS:** 20-game winner six straight years (1950-55)... Led NL in wins, four straight seasons, starting in 1952... Making third start in five days, he won his 20th game as the Phillies clinched the pennant at Brooklyn, October 1, 1950... Won a career-high 28 games in 1952 and set a club record with an .800 winning percentage; won 21 of his last 23 decisions that year.

**MISC:** Never pitched under 304 innings in a season from 1950-55... Led the Phillies in innings pitched from 1950 through 1960... Compiled a streak of 28 straight complete games in 1952-53... Led the NL in complete games and innings pitched, five times; wins, four times; shutouts and strikeouts, twice... Phillies career leader in games pitched, complete games and innings pitched, and was the leader in wins and strikeouts until Steve Carlton came along.

**HONORS:** Selected to seven consecutive All-Star Games (1950-56)... Shares All-Star Game record for most starts, five, with Lefty Gomez and Don Drysdale... Named Player of the Year by *The Sporting News* in 1952 and was chosen as the Pitcher of the Year three times by the same publication (before Cy Young Award was established)... Number retired unofficially in 1962 and officially on June 18, 2008, the 60th anniversary of his ML debut... Elected to National Baseball Hall of Fame in 1976... First inductee to Phillies Wall of Fame (1978).



| W-L     | ERA  | G   | GS  | CG  | SHO | IP     | H    | BB  | SO   |
|---------|------|-----|-----|-----|-----|--------|------|-----|------|
| 286-245 | 3.41 | 676 | 609 | 305 | 45  | 4688.2 | 4582 | 902 | 2357 |



### GROVER CLEVELAND ALEXANDER • RHP

**B-T:** R-R • **HT:** 6-1 • **WT:** 185

**BORN:** February 26, 1887, Elba, NE

**DIED:** November 4, 1950, St. Paul, NE

**CAREER:** Pitched for 20 years in the majors, including two stints with the Phillies, 1911-17 and 1930... Also pitched for the Chicago Cubs (1918-26) and St. Louis Cardinals (1926-29) before retiring after nine appearances with the Phillies in 1930.

**HOW OBTAINED:** Purchased by the Phillies for \$750 from the Syracuse Stars in 1910.

**WINS:** Won 28, 19, 22, 27, 31, 33 and 30 games in his first seven seasons with the Phillies... During those seasons, he averaged 27.1 wins and 355 innings pitched... His 28 wins in 1911 remain the modern rookie record... 16 of his 33 wins in 1916 were shutouts, still a major league record... His 190 Phillies career wins were a record until broken by Robin Roberts... Won the Phillies' first-ever World Series game, 3-1, over Boston, October 8, 1915.

**MISC:** His ERA was 1.22, 1.55 and 1.83, 1915-17... Won the NL Triple Crown (W, ERA, SO) during same seasons... Threw four one-hitters in 1915, another record... Won a doubleheader at Ebbets Field in September 1917, 5-0 and 9-3, over Brooklyn... During his Phillies career he led the league in innings pitched, six times; wins, shutouts and strikeouts, five times; and ERA, three times... Holds club record with 61 career shutouts; Steve Carlton is second with 39... Won a Triple Crown with the Cubs in 1920... Six years later, picked up two wins and a save as the Cardinals won the World Series... His 373 wins are tied for third all-time... 90 shutouts are second to Walter Johnson's 110.

**HONORS:** Named after a U.S. president; portrayed by actor/future President Ronald Reagan in a 1952 motion picture, *The Winning Team*... During his big league career, the players didn't wear uniform numbers thus the Phillies selected the 1915 "P" as his symbol... Jersey retired on April 6, 2001... Elected to National Baseball Hall of Fame in 1938 and joined the other 10 living electees for the first official induction ceremony on June 12, 1939... Inducted into Phillies Wall of Fame in 1981.



| W-L     | ERA  | G   | GS  | CG  | SHO | IP     | H    | BB  | SO   |
|---------|------|-----|-----|-----|-----|--------|------|-----|------|
| 373-208 | 2.56 | 696 | 600 | 437 | 90  | 5190.0 | 4868 | 951 | 2198 |

## RETIRED NUMBERS



### CHUCK KLEIN • OF

**B-T:** L-R • **HT:** 6-0 • **WT:** 185

**BORN:** October 7, 1904, Indianapolis, IN

**DIED:** March 28, 1958, Indianapolis, IN

**CAREER:** Left-handed hitting outfielder who played 17 seasons in the majors, including 1928-33, 1936-39 and 1940-44 with the Phillies... Also played with the Chicago Cubs (1934-36) and Pittsburgh Pirates (1939) before retiring after playing in four games in 1944.

**HOW OBTAINED:** Purchased from Ft. Wayne for \$5,000 in mid-July 1928.

**HITTING:** During first five full seasons (1929-33), Klein batted .359 and averaged 131.6 runs, 46.4 doubles, 36 homers and 138.6 RBI per season... NL home run leader four times; led NL in runs and


slugging percentage, three times; hits, doubles and RBI, twice; and won 1933 batting title... 43 homers in 1929 remained a Phillies record until Mike Schmidt hit 48 in 1980... Had two 26-game hitting streaks in 1930; shares ML record for most games, one or more hits, season, 135... Became first modern NL player to hit four home runs in a game, July 10, 1936, against the Pirates in Pittsburgh... Holds the Phillies single-season records for runs, doubles, extra-base hits and total bases (since 1900)... His 170 RBI and 445 total bases in 1930 are still NL records for a left-handed hitter... Had career slugging percentage of .543... Phils stats: .326, 243 homers, 983 RBI.

**DEFENSE:** Holds ML record (since 1900) for most outfield assists, season, with 44 in 1930 (156 games).

**HONORS:** Won MVP in 1932, the first Phillie to win the award... Lone Phillies player to win a Triple Crown, 1933: .368, 28 HR, 120 RBI... Started in first All-Star Game that same season... During his Phillies career, Chuck wore seven different numbers, 1, 3, 8, 26, 29, 32 and 36, so the Phillies selected the old-English "P" worn by the team during Klein's first six seasons... Elected to National Baseball Hall of Fame by the Veterans Committee in 1980... Inducted into Phillies Wall of Fame in 1980... Jersey retired on April 6, 2001.



| AVG  | G    | AB   | R    | H    | 2B  | 3B | HR  | RBI  | BB  | SO  | SB |
|------|------|------|------|------|-----|----|-----|------|-----|-----|----|
| .320 | 1753 | 6486 | 1168 | 2076 | 398 | 74 | 300 | 1201 | 601 | 521 | 79 |



### JACKIE ROBINSON 1B • 2B • 3B • OF

Former Commissioner Bud Selig announced that all teams would retire No. 42 in 1997 during the 50th anniversary of Jackie Robinson's becoming the first African American to play in Major League Baseball... Robinson made his debut in 1947 with the Brooklyn Dodgers, who retired his number following his 1972 death... In 1987, the National League Rookie of the Year Award was renamed after Robinson... Former pitching coach Galen Cisco was the last Phillie to wear the number, in 1997. (The 1997 rule was grandfathered, meaning a player who had worn the number could retain it until that player retired. Mike Jackson, who wore No. 42, was signed as a free agent by the Phillies for the 2000 season, but he did not pitch in a game that year.)



| AVG  | G    | AB   | R   | H    | 2B  | 3B | HR  | RBI | BB  | SO  | SB  |
|------|------|------|-----|------|-----|----|-----|-----|-----|-----|-----|
| .313 | 1416 | 4997 | 972 | 1563 | 286 | 55 | 141 | 761 | 756 | 291 | 200 |

#### PHILLIES BALLPARKS

|                                |                 |
|--------------------------------|-----------------|
| Recreation Park                | 1883-1886       |
| Philadelphia Park/Baker Bowl   | 1887-1938       |
| University of Pennsylvania     | 1894            |
| Columbia Park                  | 1903            |
| Shibe Park/Connie Mack Stadium | 1927; 1938-1970 |
| Veterans Stadium               | 1971-2003       |
| Citizens Bank Park             | 2004-present    |



## POSTSEASON HISTORY

### 1915 WORLD SERIES PHILLIES VS. BOSTON RED SOX (Red Sox win series, 4 games to 1)

#### Game 1 – October 8

The Phillies produced two runs in the eighth inning on an RBI groundout by Gavvy Cravath and an infield single by Fred Luderus to break a 1-1 tie, giving them their first WS win, 3-1. Grover Cleveland Alexander scattered eight singles in a complete-game victory. Babe Ruth, a 20-year-old left-handed pitcher who had 18 wins during the regular season, was used as a pinch-hitter, his only appearance in the Series.

|          | R | H | E | WP: Alexander; LP: Shore |
|----------|---|---|---|--------------------------|
| Boston   | 1 | 8 | 1 | HR: None                 |
| Phillies | 3 | 5 | 1 | Att: 19,343              |

#### Game 2 – October 9

Woodrow Wilson became the first president to throw out the first ball at a World Series game. Rube Foster three-hit the Phillies and singled in the winning run in the top of the ninth inning of a 2-1 decision.

|          | R | H  | E | WP: Foster; LP: Mayer |
|----------|---|----|---|-----------------------|
| Boston   | 2 | 10 | 0 | HR: None              |
| Phillies | 1 | 3  | 1 | Att: 20,306           |

#### Game 3 – October 11

Another three-hitter, this one by Dutch Leonard, produced another 2-1 Boston victory. Duffy Lewis' two-out single to center drove in Harry Hooper with the winning run in the last of the ninth inning. The game in Boston drew 42,300, a WS record.

|          | R | H | E | WP: Leonard; LP: Alexander |
|----------|---|---|---|----------------------------|
| Phillies | 1 | 3 | 0 | HR: None                   |
| Boston   | 2 | 6 | 1 | Att: 42,300                |

#### Game 4 – October 12

Ernie Shore pitched Boston's third straight 2-1 win. Fred Luderus had three of the Phillies' seven hits, including the lone RBI in the eighth inning. The series returned to Philadelphia with Boston leading, 3-1.

|          | R | H | E | WP: Shore; LP: Chalmers |
|----------|---|---|---|-------------------------|
| Phillies | 1 | 7 | 0 | HR: None                |
| Boston   | 2 | 8 | 1 | Att: 41,096             |

#### Game 5 – October 13

Rube Foster pitched Boston's fifth straight complete game, Harry Hooper belted two homers and Duffy Lewis one as the Red Sox won another one-run decision, 5-4. Hooper's second homer was the game-winner in the top of the ninth inning. The victory gave the Red Sox their third World Series championship (1905 and 1912).

|          | R | H  | E | WP: Foster; LP: Rixey          |
|----------|---|----|---|--------------------------------|
| Boston   | 5 | 10 | 1 | HR: Luderus, Hooper (2), Lewis |
| Phillies | 4 | 9  | 1 | Att: 20,306                    |

### 1950 WORLD SERIES PHILLIES VS. NEW YORK YANKEES (Yankees win series, 4 games to 0)

#### Game 1 – October 4

Because Robin Roberts had started so many times in the final week, manager Eddie Sawyer surprised everyone by naming relief ace Jim Konstanty the starter. Konstanty allowed one run over eight innings but Vic Raschi blanked the Phillies on two singles in the series opener at Shibe Park, a 1-0 NY win.

|          | R | H | E | WP: Raschi; LP: Konstanty |
|----------|---|---|---|---------------------------|
| New York | 1 | 5 | 0 | HR: None                  |
| Phillies | 0 | 2 | 1 | Att: 30,746               |

#### Game 2 – October 5

Roberts started the second game and worked all 10 innings, a 2-1 loss when Joe DiMaggio homered into the upper deck in left field in the 10th inning. Richie Ashburn drove in the Phillies' lone run with a fifth-inning fly ball.

|          | R | H  | E | WP: Reynolds; LP: Roberts |
|----------|---|----|---|---------------------------|
| New York | 2 | 10 | 0 | HR: DiMaggio              |
| Phillies | 1 | 7  | 0 | Att: 32,660               |

#### Game 3 – October 6

Trailing 2-1, the Yankees won another one-run game with single runs in the eighth and ninth innings. Jerry Coleman, who drove in the winning run in Game 1, singled with two out in the last of the ninth for the game-winner.

|          | R | H  | E | WP: Ferrick; LP: Meyer |
|----------|---|----|---|------------------------|
| Phillies | 2 | 10 | 2 | HR: None               |
| New York | 3 | 7  | 0 | Att: 65,791            |

#### Game 4 – October 7

Rookie sensation Whitey Ford blanked the Phillies for eight innings as the Yankees swept the series with a 5-2 decision. It was the Yankees' 13th World Championship.

|          | R | H | E | WP: Ford; LP: Miller |
|----------|---|---|---|----------------------|
| Phillies | 2 | 7 | 1 | HR: Berra            |
| New York | 5 | 8 | 2 | Att: 69,098          |

# POSTSEASON HISTORY

## 1976 NATIONAL LEAGUE CHAMPIONSHIP SERIES PHILLIES VS. CINCINNATI REDS (Reds win series, 3 games to 0)

### Game 1 – October 9

Mike Schmidt's first-inning sacrifice fly staked the Phillies to a 1-0 lead in the first postseason game played in Philadelphia since October 5, 1950. The Reds scored six unanswered runs and won the first game, 6-3.

|            | R | H  | E | WP:         | LP: |
|------------|---|----|---|-------------|-----|
| Cincinnati | 6 | 10 | 0 | HR: Foster  |     |
| Phillies   | 3 | 6  | 1 | Att: 62,640 |     |

### Game 2 – October 10

Again, the Phillies took an early lead with single runs in the second and fourth innings. Jim Lonborg carried a no-hitter into the sixth inning when the Reds scored four times on three hits, two walks and an error. Cincinnati won, 6-2, and the series shifted to Riverfront Stadium.

|            | R | H  | E | WP:          | LP:         |
|------------|---|----|---|--------------|-------------|
| Cincinnati | 6 | 6  | 0 | SV: Borbon   |             |
| Phillies   | 2 | 10 | 1 | HR: Luzinski | Att: 62,651 |

### Game 3 – October 12

The Reds wiped out a 2-0 Phillies lead by scoring four times in the seventh. The Phillies clawed back, taking a 6-4 lead into the last of the ninth. Homers by George Foster and Johnny Bench tied it up and a single by Ken Griffey Sr. won the game, 7-6, as Cincinnati completed the sweep.

|            | R | H  | E | WP:               | LP: |
|------------|---|----|---|-------------------|-----|
| Phillies   | 6 | 11 | 0 | HR: Foster, Bench |     |
| Cincinnati | 7 | 9  | 2 | Att: 55,047       |     |

## 1977 NATIONAL LEAGUE CHAMPIONSHIP SERIES PHILLIES VS. LOS ANGELES DODGERS (Dodgers win series, 3 games to 1)

### Game 1 – October 4

Greg Luzinski's booming two-run homer gave the Phillies a first-inning lead in Los Angeles, but Ron Cey's grand slam off Steve Carlton tied the game in the seventh. Singles by Bake McBride, Larry Bowa and Mike Schmidt produced the first of two ninth-inning runs that gave the Phillies a 7-5 win.

|             | R | H | E | WP:               | LP:         |
|-------------|---|---|---|-------------------|-------------|
| Phillies    | 7 | 9 | 0 | SV: McGraw        |             |
| Los Angeles | 5 | 9 | 2 | HR: Luzinski, Cey | Att: 55,968 |

### Game 2 – October 5

Don Sutton's complete game and Dusty Baker's fourth-inning grand slam carried the Dodgers to a 7-1 win as the series moved east to Veterans Stadium.

|             | R | H | E | WP:                | LP: |
|-------------|---|---|---|--------------------|-----|
| Phillies    | 1 | 9 | 1 | HR: McBride, Baker |     |
| Los Angeles | 7 | 9 | 1 | Att: 55,973        |     |

### Game 3 – October 7

With their team trailing 2-0, Phillies fans unraveled Burt Hooton in the second inning. The right-hander walked four straight batters as the Phillies took a 3-2 lead. Leading 5-3 after eight innings, the Phillies seemed headed for their second victory. Instead, they sustained the most bitter defeat in Vet history. With two out, the Dodgers tied the game on a controversial call by first base umpire Bruce Froemming. Davey Lopes' grounder kicked off Mike Schmidt's glove to Larry Bowa, who threw to first base for the potential game-ending out. Froemming called Lopes safe; TV replays indicated he was out. Lopes wound up scoring the winning run on Bill Russell's single to center.

|             | R | H  | E | WP:        | LP:         |
|-------------|---|----|---|------------|-------------|
| Los Angeles | 6 | 12 | 2 | SV: Garman |             |
| Phillies    | 5 | 6  | 2 | HR: None   | Att: 63,719 |

### Game 4 – October 8

In a game played almost entirely in a steady rain, the Dodgers advanced to the World Series with a 4-1 win behind Tommy John.

|             | R | H | E | WP:         | LP: |
|-------------|---|---|---|-------------|-----|
| Los Angeles | 4 | 5 | 0 | HR: Baker   |     |
| Phillies    | 1 | 7 | 0 | Att: 64,924 |     |

## POSTSEASON HISTORY

### 1978 NATIONAL LEAGUE CHAMPIONSHIP SERIES

#### PHILLIES VS. LOS ANGELES DODGERS

(Dodgers win series, 3 games to 1)

##### Game 1 – October 4

Steve Garvey's three-run homer triggered a four-run third inning. Reliever Bob Welch allowed only one run over 4.1 innings as the Dodgers took the first game, 9-5.

|             | R | H  | E | WP:                            | LP:             |
|-------------|---|----|---|--------------------------------|-----------------|
| Los Angeles | 9 | 13 | 1 | WR: Welch                      | LP: Christenson |
| Phillies    | 5 | 12 | 1 | HR: Martin, Garvey (2), Lopes, |                 |
|             |   |    |   | Yeager                         |                 |
|             |   |    |   | Att: 63,460                    |                 |

##### Game 2 – October 5

Tommy John, who won the clinching NLCS game a year earlier, blanked the Phillies on four singles, a 4-0 decision that gave the Dodgers a 2-0 lead as the series shifted to Los Angeles.

|             | R | H | E | WP:                   | LP: |
|-------------|---|---|---|-----------------------|-----|
| Los Angeles | 4 | 8 | 0 | WR: John; LP: Ruthven |     |
| Phillies    | 0 | 4 | 0 | HR: Lopes             |     |
|             |   |   |   | Att: 60,642           |     |

##### Game 3 – October 6

Steve Carlton was a virtual one-man show as the Phillies stayed alive. The big lefty hit a three-run homer in the second inning, added an RBI single in the sixth and struck out eight in a complete-game, 9-4 win.

|             | R | H  | E | WP:                           | LP: |
|-------------|---|----|---|-------------------------------|-----|
| Phillies    | 9 | 11 | 1 | WR: Carlton; LP: Sutton       |     |
| Los Angeles | 4 | 8  | 2 | HR: Carlton, Luzinski, Garvey |     |
|             |   |    |   | Att: 55,043                   |     |

##### Game 4 – October 7

Bake McBride tied the game, 3-3, with a pinch-hit solo home run in the seventh inning. Both teams couldn't capitalize on two-out threats in the eighth inning and both went down 1-2-3 in the ninth. For the second straight year, Bill Russell delivered the knockout punch, a two-out single to center in the 10th inning that scored Ron Cey.

|             | R | H  | E | WP:                         | LP: |
|-------------|---|----|---|-----------------------------|-----|
| Phillies    | 3 | 8  | 2 | WR: Forster; LP: McGraw     |     |
| Los Angeles | 4 | 13 | 2 | HR: Luzinski, McBride, Cey, |     |
|             |   |    |   | Garvey                      |     |
|             |   |    |   | Att: 55,124                 |     |

### 1980 NATIONAL LEAGUE CHAMPIONSHIP SERIES

#### PHILLIES VS. HOUSTON ASTROS

(Phillies win series, 3 games to 2)

##### Game 1 – October 7

With the Phillies trailing 1-0, Greg Luzinski unloaded a two-run homer in the sixth. Greg Gross' pinch RBI single in the next inning produced the final run of a 3-1 win before over 65,000 at the Vet.

|          | R | H | E | WP:                     | LP: |
|----------|---|---|---|-------------------------|-----|
| Houston  | 1 | 7 | 0 | WR: Carlton; LP: Forsch |     |
| Phillies | 3 | 8 | 1 | SV: McGraw              |     |
|          |   |   |   | HR: Luzinski            |     |
|          |   |   |   | Att: 65,277             |     |

##### Game 2 – October 8

Trailing 1-0, the Phillies went on top with two in the fourth. Garry Maddox's RBI single tied the game, 3-3, in the eighth. Dave Bergman's triple scored two of Houston's four 10th-inning runs that gave them a 7-4 win with the series headed for the Astrodome.

|          | R | H  | E | WP:                   | LP: |
|----------|---|----|---|-----------------------|-----|
| Houston  | 7 | 8  | 1 | WR: LaCorte; LP: Reed |     |
| Phillies | 4 | 14 | 2 | SV: Andujar           |     |
|          |   |    |   | HR: None              |     |
|          |   |    |   | Att: 65,476           |     |

##### Game 3 – October 10

After stranding 14 runners in the previous game, the Phillies left 11 more men on base as they lost an 11-inning classic, 1-0. Rafael Landestoy, pinch-running for Joe Morgan, who had tripled, scored the lone run on Dennis Walling's sacrifice fly.

|          | R | H | E | WP:                   | LP: |
|----------|---|---|---|-----------------------|-----|
| Phillies | 0 | 7 | 1 | WR: Smith; LP: McGraw |     |
| Houston  | 1 | 6 | 1 | HR: None              |     |
|          |   |   |   | Att: 44,443           |     |

##### Game 4 – October 11

A wild and crazy game. Houston pulled off what seemed to be a triple play that was eventually ruled a double play following a 20-minute conference. Gary Woods appeared to score Houston's third run but it was ruled he left third base too soon on a fly ball. Trailing, 2-0, the Phillies scored three in the top of the eighth only to have the Astros tie it, 3-3, in the bottom of the ninth. Pete Rose bowled over catcher Bruce Bochy to score the winning run in the 10th inning. The series was tied, 2-2, with one game to go.

|          | R | H  | E | WP:                       | LP: |
|----------|---|----|---|---------------------------|-----|
| Phillies | 5 | 13 | 0 | WR: Brusstar; LP: Sambito |     |
| Houston  | 3 | 5  | 1 | SV: McGraw                |     |
|          |   |    |   | HR: None                  |     |
|          |   |    |   | Att: 44,952               |     |

##### Game 5 – October 12

Trailing 5-2, the Phillies erupted for five eighth-inning runs against Nolan Ryan, but the Astros tied the game with a pair in their half of the inning. Neither team scored in the ninth, forcing extra innings for the fourth straight game. Del Unser doubled to right with one out in the 10th and Garry Maddox got the hit of his life, an RBI double to center. He also caught the final out; Dick Ruthven leaped off the mound and Maddox was raised to the shoulders of his jubilant teammates.

|          | R | H  | E | WP:                      | LP: |
|----------|---|----|---|--------------------------|-----|
| Phillies | 8 | 13 | 2 | WR: Ruthven; LP: LaCorte |     |
| Houston  | 7 | 14 | 0 | HR: None                 |     |
|          |   |    |   | Att: 44,802              |     |

# POSTSEASON HISTORY

## 1980 WORLD SERIES

### PHILLIES VS. KANSAS CITY ROYALS

(Phillies win series, 4 games to 2)

#### Game 1 – October 14

KC took a 4-0 lead after three innings before the Phillies got going. Larry Bowa singled and daringly stole second. It was the spark of a five-run inning, capped by Bake McBride's three-run homer. Leading by a run, Tug McGraw struck out Willie Wilson to end the game and give the Phillies a 7-6 win.

|             | R | H  | E | WP: Walk; LP: Leonard         |
|-------------|---|----|---|-------------------------------|
| Kansas City | 6 | 9  | 1 | SV: McGraw                    |
| Phillies    | 7 | 11 | 0 | HR: McBride, Aikens (2), Otis |
|             |   |    |   | Att: 65,791                   |

#### Game 2 – October 15

Again, the Phillies fell behind, this time 4-2 going into the eighth. RBI hits by Del Unser, Bake McBride, Mike Schmidt and Keith Moreland produced four runs. Ron Reed struck out John Wathan to end the game, a 6-4 Phillies triumph.

|             | R | H  | E | WP: Carlton; LP: Quisenberry |
|-------------|---|----|---|------------------------------|
| Kansas City | 4 | 11 | 0 | SV: Reed                     |
| Phillies    | 6 | 8  | 1 | HR: None                     |
|             |   |    |   | Att: 65,775                  |

#### Game 3 – October 17

Three times Kansas City scored a single run and each time the Phillies came back with a single run in their next at-bat. The Royals delighted their home crowd by winning, 4-3, in 10 innings on Willie Aikens' two-out RBI single off Tug McGraw.

|             | R | H  | E | WP: Quisenberry; LP: McGraw |
|-------------|---|----|---|-----------------------------|
| Phillies    | 3 | 14 | 0 | HR: Schmidt, Brett, Otis    |
| Kansas City | 4 | 11 | 0 | Att: 42,380                 |

#### Game 4 – October 18

Once again, the Phillies fell behind, but this time they didn't come back. Willie Aikens homered in each of the first two innings to set the pace for a 5-3 KC win. But something happened in the fourth inning that set the tone for the rest of the series. Reliever Dickie Noles brushed back George Brett with the count 0 and 2. Brett would only get three singles and Aikens one hit in the remaining two games.

|             | R | H  | E | WP: Leonard; LP: Christenson |
|-------------|---|----|---|------------------------------|
| Phillies    | 3 | 10 | 1 | SV: Quisenberry              |
| Kansas City | 5 | 10 | 2 | HR: Aikens (2)               |
|             |   |    |   | Att: 42,363                  |



#### Game 5 – October 19

Trailing 3-2 going into the top of the ninth, the "Comeback Kids" did it again. Mike Schmidt singled off George Brett's glove and scored the tying run on a double by pinch-hitter Del Unser. Two outs later, Manny Trillo singled on a two-strike count to drive in Unser with the lead run. The Royals loaded the bases in the ninth but Tug McGraw struck out Jose Cardenal to end the game. Three Phillies wins, three KC strikeouts to end each win.

|             | R | H  | E | WP: McGraw; LP: Quisenberry |
|-------------|---|----|---|-----------------------------|
| Phillies    | 4 | 7  | 0 | HR: Schmidt, Otis           |
| Kansas City | 3 | 12 | 2 | Att: 42,369                 |

#### Game 6 – October 21

Over 65,000 jammed Veterans Stadium looking for a Phillies win and their first World Championship. This time, the script didn't call for a comeback win. The Phillies grabbed a four-run lead before the Royals chased Steve Carlton with an eighth-inning run. Three more outs were all the Phillies and Tug McGraw needed. After Amos Otis struck out, a walk and two singles loaded the bases. Frank White lofted a foul pop in front of the Phillies dugout. Bob Boone and Pete Rose converged. The ball bounced off Boone's glove but the ever-alert Rose was there to make the catch. At 11:29 p.m. Veterans Stadium erupted when McGraw struck out Willie Wilson to win the World Series.

|             | R | H | E | WP: Carlton; LP: Gale |
|-------------|---|---|---|-----------------------|
| Kansas City | 1 | 7 | 2 | SV: McGraw            |
| Phillies    | 4 | 9 | 0 | HR: None              |
|             |   |   |   | Att: 65,838           |



## POSTSEASON HISTORY

### 1981 NATIONAL LEAGUE DIVISION SERIES

#### PHILLIES VS. MONTREAL EXPOS

(Expos win series, 3 games to 2)

#### Game 1 – October 7

Steve Rogers gave up 10 hits but the Expos ace held off Steve Carlton and the Phillies, 3-1, at Montreal. Catcher Keith Moreland led the Phils with three hits.

|          | R | H  | E | WP: Rogers; LP: Carlton     |
|----------|---|----|---|-----------------------------|
| Phillies | 1 | 10 | 0 | SV: Reardon                 |
| Montreal | 3 | 8  | 1 | HR: Moreland<br>Att: 34,327 |

#### Game 2 – October 8

Chris Speier's run-scoring single in the second inning and Gary Carter's two-run homer in the third gave the Expos a second straight win by the same score. Speier recorded the game-winning RBI in both games.

|          | R | H | E | WP: Gullikson; LP: Ruthven |
|----------|---|---|---|----------------------------|
| Phillies | 1 | 6 | 2 | SV: Reardon                |
| Montreal | 3 | 7 | 0 | HR: Carter<br>Att: 45,896  |

#### Game 3 – October 9

The series shifted to the Vet and the Phillies used 13 hits (11 singles) and four Montreal errors to stay alive, 6-2. Gary Matthews was 3-for-4 for the Phils with a pair of runs scored. Mike Schmidt and Keith Moreland drove in two runs each. Larry Christenson allowed one run on four hits in six innings for the victory.

|          | R | H  | E | WP: Christenson; LP: Burreis |
|----------|---|----|---|------------------------------|
| Montreal | 2 | 8  | 4 | HR: None                     |
| Phillies | 6 | 13 | 0 | Att: 36,835                  |

#### Game 4 – October 10

George Vukovich hit a game-winning, pinch-hit homer in the 10th to even the series, 2-2. It was Vukovich's third pinch hit of the series and gave the Phillies a 6-5 win after losing leads of 4-0 and 5-4. Tug McGraw pitched three scoreless innings of relief for the win.

|          | R | H  | E | WP: McGraw; LP: Reardon                       |
|----------|---|----|---|---|
| Montreal | 5 | 10 | 1 | HR: Schmidt, Matthews,<br>G. Vukovich, Carter |
| Phillies | 6 | 9  | 0 | Att: 38,818                                   |

#### Game 5 – October 11

Steve Rogers was the entire story as Montreal advanced to the NLCS. He held the Phillies scoreless on six hits and drove in the first two runs with a bases-loaded single in the fifth off Steve Carlton as the Expos prevailed, 3-0.

|          | R | H | E | WP: Rogers; LP: Carlton |
|----------|---|---|---|-------------------------|
| Montreal | 3 | 8 | 1 | HR: None                |
| Phillies | 0 | 6 | 0 | Att: 47,384             |

### 1983 NATIONAL LEAGUE CHAMPIONSHIP SERIES

#### PHILLIES VS. LOS ANGELES DODGERS

(Phillies win series, 3 games to 1)

#### Game 1 – October 4

Mike Schmidt homered as the third batter of the game to provide the 16th run of the season against LA pitching. Steve Carlton (7.2 IP) and Al Holland (1.1 IP) combined to blank the Dodgers on seven singles, 1-0, in LA.

|             | R | H | E | WP: Carlton; LP: Reuss     |
|-------------|---|---|---|----------------------------|
| Phillies    | 1 | 5 | 1 | SV: Holland                |
| Los Angeles | 0 | 7 | 0 | HR: Schmidt<br>Att: 49,963 |

#### Game 2 – October 5

Gary Matthews' second-inning solo homer was just the Phillies' 17th run off LA all season. It was the Phillies' lone run as the Dodgers evened the series, 4-1. The scene shifted to Veterans Stadium.

|             | R | H | E | WP: Valenzuela; LP: Denny   |
|-------------|---|---|---|-----------------------------|
| Phillies    | 1 | 7 | 2 | SV: Niedenfuer              |
| Los Angeles | 4 | 6 | 1 | HR: Matthews<br>Att: 55,967 |

#### Game 3 – October 7

Gary Matthews and Charles Hudson were the stars of the show. Matthews had two singles, his second homer of the series, four RBI and a stolen base while Hudson pitched a four-hitter to give the Phillies a 7-2 win and 2-1 LCS lead.

|             | R | H | E | WP: Hudson; LP: Welch  |
|-------------|---|---|---|------------------------|
| Los Angeles | 2 | 4 | 0 | HR: Matthews, Marshall |
| Phillies    | 7 | 9 | 1 | Att: 53,490            |

#### Game 4 – October 8

Sweet revenge. Riding homers from Gary Matthews and Sixto Lezcano, the Phillies headed to the World Series for the second time in four seasons. Matthews started the scoring with a three-run homer in the first inning of the 7-2 decision as Steve Carlton beat Jerry Reuss for the second time in four games. Phillies pitchers compiled a 1.03 ERA in the series, holding the Dodgers to a .209 average.

|             | R | H  | E | WP: Carlton; LP: Reuss       |
|-------------|---|----|---|------------------------------|
| Los Angeles | 2 | 10 | 0 | HR: Lezcano, Matthews, Baker |
| Phillies    | 7 | 13 | 1 | Att: 64,494                  |

# POSTSEASON HISTORY

## 1983 WORLD SERIES PHILLIES VS. BALTIMORE ORIOLES (Orioles win series, 4 games to 1)

### Game 1 – October 11

Playing in the rain, the Phillies edged the Orioles, 2-1, at Memorial Stadium, a game in which all the runs came on homers. Jim Dwyer put the Birds on top with a first-inning homer off John Denny. Joe Morgan tied it in the sixth and Garry Maddox delivered a game-winning shot in the eighth inning.

|           | R | H | E | WP: Denny; LP: McGregor                  |
|-----------|---|---|---|--|
| Phillies  | 2 | 5 | 0 | SV: Holland                              |
| Baltimore | 1 | 5 | 1 | HR: Morgan, Maddox, Dwyer<br>Att: 52,204 |

### Game 2 – October 12

Rookies Charles Hudson and Mike Boddicker were the starting pitchers. The Phillies took a 1-0 lead in the fourth inning on Joe Lefebvre's sacrifice fly. Hudson retired 12 of the first 13 hitters but couldn't survive the fifth when the Orioles scored three times. Final: 4-1, with the Series heading north on I-95 to Veterans Stadium.

|           | R | H | E | WP: Boddicker; LP: Hudson |
|-----------|---|---|---|---------------------------|
| Phillies  | 1 | 3 | 0 | HR: Lowenstein            |
| Baltimore | 4 | 9 | 1 | Att: 52,132               |

### Game 3 – October 14

Leadoff homers in the second (Gary Matthews) and third (Joe Morgan) innings staked Steve Carlton to a 2-0 lead. Baltimore cut the lead in half with a sixth-inning run and won the game with a pair in the seventh, the first coming on Benny Ayala's single and the second on an error by Ivan DeJesus.

|           | R | H | E | WP: Palmer; LP: Carlton                   |
|-----------|---|---|---|---|
| Baltimore | 3 | 6 | 1 | SV: Martinez                              |
| Phillies  | 2 | 8 | 2 | HR: Matthews, Morgan, Ford<br>Att: 65,792 |

### Game 4 – October 15

Again, the Phillies took a lead, 3-2, after five innings. The Orioles tied a WS record with four consecutive pinch-hitters in a two-run sixth inning. Pinch-hitter John Shelby drove in the eventual game-winning run on a sacrifice fly. The Phillies scored a run in the ninth to pull within 5-4, but Joe Morgan lined out to second to end the game.

|           | R | H  | E | WP: Davis; LP: Denny    |
|-----------|---|----|---|-------------------------|
| Baltimore | 5 | 10 | 1 | SV: Martinez            |
| Phillies  | 4 | 10 | 0 | HR: None<br>Att: 66,947 |

### Game 5 – October 16

Scott McGregor's five-hit shutout brought Baltimore the World Championship. The Orioles had only five hits but three were home runs, two shots by Eddie Murray and one by Rick Dempsey.

|           | R | H | E | WP: McGregor; LP: Hudson |
|-----------|---|---|---|--------------------------|
| Baltimore | 5 | 5 | 0 | HR: Murray (2), Dempsey  |
| Phillies  | 0 | 5 | 1 | Att: 67,064              |

## 1993 NATIONAL LEAGUE CHAMPIONSHIP SERIES PHILLIES VS. ATLANTA BRAVES (Phillies win series, 4 games to 2)

### Game 1 – October 6

Kim Batiste atoned for a ninth-inning error that helped the Braves tie the score by singling in John Kruk, who had doubled, with the winning run in the bottom of the 10th.

|          | R | H | E | WP: Williams; LP: McMichael |
|----------|---|---|---|-----------------------------|
| Atlanta  | 3 | 9 | 0 | HR: Incaviglia              |
| Phillies | 4 | 9 | 1 | Att: 62,412                 |

### Game 2 – October 7

Scoring six times in the top of the third inning, the Braves went on to thump the Phillies, 14-3. Atlanta hit four homers, two (Jeff Blauer and Damon Berryhill) coming in the big inning. Series moved to Atlanta tied at 1-1.

|          | R  | H  | E | WP: Maddux; LP: Greene                      |
|----------|----|----|---|---|
| Atlanta  | 14 | 16 | 0 | HR: Hollins, Dykstra, McGriff,              |
| Phillies | 3  | 7  | 2 | Blauer, Pendleton, Berryhill<br>Att: 62,436 |

### Game 3 – October 9

Trailing 1-0 after five innings, the Braves again used the big inning to take a 2-1 series lead. They scored five times in the sixth on four hits, an error and a walk and came back with four more in the seventh to win, 9-4.

|          | R | H  | E | WP: Glavine; LP: Mulholland |
|----------|---|----|---|-----------------------------|
| Phillies | 4 | 10 | 1 | HR: Kruk                    |
| Atlanta  | 9 | 12 | 0 | Att: 52,032                 |

### Game 4 – October 10

Danny Jackson and Mitch Williams combined to stop the Braves offense on three doubles and seven singles, a 2-1 Sunday night victory. Kevin Stocker and Jackson drove in the two Phillies runs in the fourth inning.

|          | R | H  | E | WP: Jackson; LP: Smoltz |
|----------|---|----|---|-------------------------|
| Phillies | 2 | 8  | 1 | SV: Williams            |
| Atlanta  | 1 | 10 | 1 | HR: None<br>Att: 52,032 |

### Game 5 – October 11

Lenny Dykstra's solo homer in the 10th inning gave the Phillies a 4-3 victory and a 3-2 playoff lead as the series shifted back to Veterans Stadium. Larry Andersen struck out two in the 10th for the save.

|          | R | H | E | WP: Williams; LP: Wohlers           |
|----------|---|---|---|-------------------------------------|
| Phillies | 4 | 6 | 1 | SV: Andersen                        |
| Atlanta  | 3 | 7 | 1 | HR: Daulton, Dykstra<br>Att: 52,032 |

### Game 6 – October 13

Before 62,502 fans, the Phillies jumped on Greg Maddux for six runs in 5.2 innings, including a two-run homer by Dave Hollins. The climax came when Mitch Williams struck out pinch-hitter Bill Pecota in the top of the ninth inning, setting off a rousing celebration. The 6-3 victory sent the Phillies to their third World Series in 13 years.

|          | R | H | E | WP: Greene; LP: Maddux             |
|----------|---|---|---|------------------------------------|
| Atlanta  | 3 | 5 | 3 | SV: Williams                       |
| Phillies | 6 | 7 | 1 | HR: Hollins, Blauer<br>Att: 62,502 |



# POSTSEASON HISTORY

## 1993 WORLD SERIES

**PHILLIES VS. TORONTO BLUE JAYS**  
(Blue Jays win series, 4 games to 2)

### Game 1 – October 16

The SkyDome was packed for the first game, an 8-5 victory for the Blue Jays. Devon White and John Olerud homered and reliever Al Leiter picked up the win with 2.2 scoreless innings.

|          | R | H  | E | WP: Leiter; LP: Schilling        |
|----------|---|----|---|----------------------------------|
| Phillies | 5 | 11 | 1 | SV: Ward                         |
| Toronto  | 8 | 10 | 3 | HR: White, Olerud<br>Att: 52,011 |

### Game 2 – October 17

Jim Eisenreich capped a five-run third inning with a three-run homer off Dave Stewart. Lenny Dykstra also homered and made two outstanding catches, crashing into the center-field wall in the third and fourth innings. The scene shifted to Veterans Stadium with the Series knotted at one-all.

|          | R | H  | E | WP: Mulholland; LP: Stewart                    |
|----------|---|----|---|--|
| Phillies | 6 | 12 | 0 | SV: Williams                                   |
| Toronto  | 4 | 8  | 0 | HR: Eisenreich, Dykstra, Carter<br>Att: 52,062 |

### Game 3 – October 19

Paul Molitor, the DH in Toronto, played first base against LHP Danny Jackson. The veteran led the offense with a single, triple, home run and three RBI as the Blue Jays coasted to a 10-3 victory.

|          | R  | H  | E | WP: Hentgen; LP: Jackson |
|----------|----|----|---|--------------------------|
| Toronto  | 10 | 13 | 1 | HR: Thompson, Molitor    |
| Phillies | 3  | 9  | 0 | Att: 62,689              |

### Game 4 – October 20

Lenny Dykstra turned in an incredible performance, with a double, two homers, four runs scored, four RBI, a stolen base and an assist, but the Blue Jays rallied from 6-3, 12-7 and 14-9 deficits to win, 15-14, with a six-run eighth inning. The game lasted 4:14, longest in WS history up to that point.

|          | R  | H  | E | WP: Castillo; LP: Williams              |
|----------|----|----|---|---|
| Toronto  | 15 | 18 | 0 | SV: Ward                                |
| Phillies | 14 | 14 | 1 | HR: Dykstra (2), Daulton<br>Att: 62,731 |

### Game 5 – October 21

Facing elimination, Curt Schilling rose to the occasion with the Phillies' first WS shutout, 2-0. Following an 18-hit attack the previous game, Schilling held the Blue Jays to five singles.

|          | R | H | E | WP: Schilling; LP: Guzman |
|----------|---|---|---|---------------------------|
| Toronto  | 0 | 5 | 1 | HR: None                  |
| Phillies | 2 | 5 | 1 | Att: 62,706               |

### Game 6 – October 23

Veteran outfielder Joe Carter hit one of the most dramatic home runs in baseball history, a three-run shot over the left field wall in the last of the ninth to lift the Blue Jays to an 8-6 win and their second consecutive World Championship. They were the first team since the 1977-78 Yankees to repeat. Lenny Dykstra finished with four home runs, tying him for second for the most homers in one Series.

|          | R | H  | E | WP: Ward; LP: Williams       |
|----------|---|----|---|------------------------------|
| Phillies | 6 | 7  | 0 | HR: Dykstra, Molitor, Carter |
| Toronto  | 8 | 10 | 2 | Att: 52,195                  |

## 2007 NATIONAL LEAGUE DIVISION SERIES

**PHILLIES VS. COLORADO ROCKIES**  
(Rockies win series, 3 games to 0)

### Game 1 – October 3

In their first postseason appearance in 14 years, the Phillies fell to the Rockies, 4-2, in Game 1 of the NLDS. Trailing 3-0, the Phils drew to within one run when Aaron Rowand and Pat Burrell hit back-to-back homers in the fifth inning, a first in the club's playoff history. Colorado added an insurance run in the eighth on Matt Holliday's solo homer. Phils starter Cole Hamels retired the side in order in five of his six full innings, but took the loss in the first-ever playoff game at Citizens Bank Park.

|          | R | H | E | WP: Francis; LP: Hamels                      |
|----------|---|---|---|--|
| Colorado | 4 | 6 | 0 | SV: Corpas                                   |
| Phillies | 2 | 4 | 0 | HR: Rowand, Burrell, Holliday<br>Att: 45,655 |

### Game 2 – October 4

In front of what was the largest crowd in the history of Citizens Bank Park at the time, the Phillies dropped Game 2, 10-5. Colorado jumped out to a 2-0 lead in the first inning on back-to-back homers off Kyle Kendrick, the second-youngest Phillie to start a postseason game. Jimmy Rollins led off the bottom half of the first with a home run – another first in the team's playoff history – to cut the Rockies' lead in half and put the Phils ahead, 3-2, in the second with an RBI triple. The Rockies took the lead for good in the fourth on Kazuo Matsui's two-out grand slam off Kyle Lohse.

|          | R  | H  | E | WP: Fogg; LP: Kendrick   |
|----------|----|----|---|--|
| Colorado | 10 | 12 | 1 | SV: Corpas   |
| Phillies | 5  | 9  | 0 | HR: Rollins, Howard, Tulowitzki, Holliday, Matsui<br>Att: 45,991 |

### Game 3 – October 6

Despite a strong start from veteran Jamie Moyer – 6.0 innings, one run – the Phillies were eliminated from the playoffs following a 2-1 loss to the Rockies. Trailing 1-0 in the seventh inning, Shane Victorino tied the game with a solo home run. Colorado responded in the eighth, though, with three straight two-out singles to take a 2-1 lead, sweeping the Phillies out of the postseason.

|          | R | H | E | WP: Fuentes; LP: Romero      |
|----------|---|---|---|------------------------------|
| Phillies | 1 | 3 | 0 | SV: Corpas                   |
| Colorado | 2 | 9 | 0 | HR: Victorino<br>Att: 50,724 |

# POSTSEASON HISTORY

## 2008 NATIONAL LEAGUE DIVISION SERIES PHILLIES VS. MILWAUKEE BREWERS (Phillies win series, 3 games to 1)

### Game 1 – October 1

The Phillies earned their first postseason win in 15 years with a 3-1 victory over the Brewers at Citizens Bank Park. Cole Hamels pitched 8.0 shutout innings to get the win and opened the game retiring the first 14 batters he faced. The Phils scored three runs (all unearned) in the third inning, with the big blow coming on Chase Utley's two-run double.

|           | R | H | E | WP: Hamels; LP: Gallardo |
|-----------|---|---|---|--------------------------|
| Milwaukee | 1 | 4 | 1 | SV: Lidge                |
| Phillies  | 3 | 4 | 1 | HR: None<br>Att: 45,929  |

### Game 2 – October 2

For the second straight game, the Phillies did all their scoring in one inning. Brett Myers' nine-pitch walk and Shane Victorino's grand slam off Milwaukee starter CC Sabathia highlighted a five-run second inning that carried the Phils to a 5-2 win. Myers allowed two runs in 7.0 innings to earn the win in front of a sellout crowd at Citizens Bank Park.

|           | R | H | E | WP: Myers; LP: Sabathia      |
|-----------|---|---|---|------------------------------|
| Milwaukee | 2 | 3 | 0 | SV: Lidge                    |
| Phillies  | 5 | 9 | 1 | HR: Victorino<br>Att: 46,208 |

### Game 3 – October 4

The series shifted to Milwaukee's Miller Park for the Brewers' first home playoff game since 1982. The Phils could only manage one run as they left seven runners on base in the game, including six in scoring position, to fall to the Brewers, 4-1.

|           | R | H  | E | WP: Bush; LP: Moyer     |
|-----------|---|----|---|-------------------------|
| Phillies  | 1 | 9  | 0 | SV: Torres              |
| Milwaukee | 4 | 11 | 0 | HR: None<br>Att: 43,992 |

### Game 4 – October 5

Philadelphia punched its ticket to the National League Championship Series with a 6-2 win at Miller Park. Jimmy Rollins set the tone for the Phils with a leadoff home run off Jeff Suppan. Joe Blanton got the win, allowing just one run in his 6.0 innings pitched, while Pat Burrell provided plenty of offense, going 3-for-4 with a pair of HR and four RBI.

|           | R | H  | E | WP: Blanton; LP: Suppan          |
|-----------|---|----|---|----------------------------------|
| Phillies  | 6 | 10 | 0 | HR: Burrell (2), Rollins, Werth, |
| Milwaukee | 2 | 8  | 0 | Felder<br>Att: 43,934            |

## 2008 NATIONAL LEAGUE CHAMPIONSHIP SERIES PHILLIES VS. LOS ANGELES DODGERS (Phillies win series, 4 games to 1)

### Game 1 – October 9

The Phillies came from behind to beat the Dodgers, 3-2, at Citizens Bank Park. Trailing 2-0 in the sixth inning, Shane Victorino reached base on Rafael Furcal's throwing error and scored on the next pitch as Chase Utley hit a two-run HR off Dodgers starter Derek Lowe. Pat Burrell's solo HR two batters later put the Phils ahead for good and earned Cole Hamels his second Game 1 win of the postseason.

|             | R | H | E | WP: Hamels; LP: Lowe              |
|-------------|---|---|---|-----------------------------------|
| Los Angeles | 2 | 7 | 1 | SV: Lidge                         |
| Phillies    | 3 | 7 | 0 | HR: Utley, Burrell<br>Att: 45,839 |

### Game 2 – October 10

Brett Myers won Game 2 for the Phillies with his arm and his bat. Myers, who went 5.0 innings on the mound, became the first pitcher in LCS history to record three hits in a game and the first since 1919 with three hits and three RBI in a postseason game. Brad Lidge struck out the side for his fourth save of the postseason, sending the Phils to Los Angeles with a 2-0 series lead.

|             | R | H  | E | WP: Myers; LP: Billingsley |
|-------------|---|----|---|----------------------------|
| Los Angeles | 5 | 8  | 1 | SV: Lidge                  |
| Phillies    | 8 | 11 | 1 | HR: Ramirez<br>Att: 45,883 |

### Game 3 – October 12

Los Angeles extended the series with a 7-2 win at Dodger Stadium. Phils starter Jamie Moyer struggled, allowing six runs in only 1.1 innings pitched. Tempers flared when Dodgers starter Hiroki Kuroda threw inside to Shane Victorino in the third inning, clearing both benches.

|             | R | H  | E | WP: Kuroda; LP: Moyer |
|-------------|---|----|---|-----------------------|
| Phillies    | 2 | 7  | 0 | HR: Furcal            |
| Los Angeles | 7 | 10 | 0 | Att: 56,800           |

### Game 4 – October 13

The Dodgers seemed poised to even the series at two games apiece until the Phillies made a stunning comeback to take Game 4. Trailing by two runs in the eighth inning, Shane Victorino hit a two-run home run off Cory Wade to tie the game at five and three batters later, pinch-hitter Matt Stairs hit a two-out, two-run home run deep into the right field seats to put the Phils ahead by the eventual final score, 7-5.

|             | R | H  | E | WP: Madson; LP: Wade                        |
|-------------|---|----|---|---|
| Phillies    | 7 | 12 | 1 | SV: Lidge                                   |
| Los Angeles | 5 | 11 | 0 | HR: Victorino, Stairs, Blake<br>Att: 56,800 |

### Game 5 – October 15

The Phillies clinched their sixth National League pennant with a 5-1 win at Dodger Stadium. Just as he did in the series-clinching game against the Brewers, Jimmy Rollins hit a leadoff home run to put the Phils on the board first. Cole Hamels turned in another solid performance to earn the win and was named NLCS MVP for his efforts.

|             | R | H | E | WP: Hamels; LP: Billingsley |
|-------------|---|---|---|-----------------------------|
| Phillies    | 5 | 8 | 0 | HR: Rollins, Ramirez        |
| Los Angeles | 1 | 7 | 3 | Att: 56,800                 |

## POSTSEASON HISTORY

### 2008 WORLD SERIES PHILLIES VS. TAMPA BAY RAYS (Phillies win series, 4 games to 1)

#### Game 1 – October 22

A two-run home run by Chase Utley in the first inning quieted the sellout crowd at Tampa Bay's Tropicana Field and helped the Phils to a 3-2 win in Game 1 of the Fall Classic. With the help of some great defense, Cole Hamels improved to 4-0 in four postseason starts, holding the Rays to two runs on five hits in 7.0 innings.

|           |          |          |          |  |
|-----------|----------|----------|----------|--|
|           | <b>R</b> | <b>H</b> | <b>E</b> | <b>WP:</b> Hamels; <b>LP:</b> Kazmir             |
| Phillies  | 3        | 8        | 1        | <b>SV:</b> Lidge                                 |
| Tampa Bay | 2        | 5        | 1        | <b>HR:</b> Utley, Crawford<br><b>Att:</b> 40,783 |

#### Game 2 – October 23

Tampa Bay knotted the series at one game apiece with a 4-2 win. The Rays jumped out to a 3-0 lead after two innings thanks to a pair of RBI groundouts and an RBI single. Starter Brett Myers kept the Phils in the game for his 7.0 innings, but the Phillies struggled at the plate, going 1-for-15 with runners in scoring position and leaving 11 men on base.

|           |          |          |          |                                      |
|-----------|----------|----------|----------|--------------------------------------|
|           | <b>R</b> | <b>H</b> | <b>E</b> | <b>WP:</b> Shields; <b>LP:</b> Myers |
| Phillies  | 2        | 9        | 2        | <b>HR:</b> Bruntlett                 |
| Tampa Bay | 4        | 7        | 1        | <b>Att:</b> 40,843                   |

#### Game 3 – October 25

Fifteen years and a 91-minute rain delay later, the World Series returned to the City of Brotherly Love. As the second oldest pitcher to start a World Series game, Jamie Moyer rebounded from his first two subpar postseason starts, allowing three runs on five hits in 6.1 innings pitched. A walk-off infield single by Carlos Ruiz against a five-man Rays infield broke a 4-4 tie and gave the Phillies a 2-1 series lead.

|           |          |          |          |                                      |
|-----------|----------|----------|----------|--------------------------------------|
|           | <b>R</b> | <b>H</b> | <b>E</b> | <b>WP:</b> Romero; <b>LP:</b> Howell |
| Tampa Bay | 4        | 6        | 1        | <b>HR:</b> Ruiz, Utley, Howard       |
| Phillies  | 5        | 7        | 1        | <b>Att:</b> 45,900                   |

#### Game 4 – October 26

The Phillies' offense exploded with 12 hits in a 10-2 win at Citizens Bank Park. Ryan Howard led the way with two home runs and five RBI and Phils starter Joe Blanton was impressive both on the mound and at the plate. He allowed two runs on four hits with seven strikeouts over 6.0 innings pitched and connected for his first career homer – a solo shot – in the fifth inning off Edwin Jackson.

|           |          |          |          |   |
|-----------|----------|----------|----------|---|
|           | <b>R</b> | <b>H</b> | <b>E</b> | <b>WP:</b> Blanton; <b>LP:</b> Sonnanstine    |
| Tampa Bay | 2        | 5        | 2        | <b>HR:</b> Howard (2), Blanton,               |
| Phillies  | 10       | 12       | 1        | Werth, Crawford, Hinske<br><b>Att:</b> 45,903 |

#### Game 5 – October 27

Although it took two days to complete, it was worth the wait as the Phillies won their second world title in franchise history with a 4-3 win over the Rays. Trailing 2-0 after the first inning, the two coldest bats in Tampa Bay's lineup heated up and knotted the game, 2-2, after five and a half innings. At that point, heavy rains caused Commissioner Bud Selig to suspend the game – a first in World Series history – for 46 hours. When play resumed on Wednesday, October 29, an RBI single by Pedro Feliz in the seventh inning scored Eric Bruntlett from third base and ended a 28-year title drought for the Phillies and a 25-year drought for the city.

|           |          |          |          |   |
|-----------|----------|----------|----------|---|
|           | <b>R</b> | <b>H</b> | <b>E</b> | <b>WP:</b> Romero; <b>LP:</b> Howell      |
| Tampa Bay | 3        | 10       | 0        | <b>SV:</b> Lidge                          |
| Phillies  | 4        | 8        | 1        | <b>HR:</b> Baldelli<br><b>Att:</b> 45,940 |



# POSTSEASON HISTORY

## 2009 NATIONAL LEAGUE DIVISION SERIES

### PHILLIES VS. COLORADO ROCKIES

(Phillies win series, 3 games to 1)

#### Game 1 – October 7

In his first career postseason appearance, Cliff Lee pitched the Phillies to a 5-1 win over the Rockies at Citizens Bank Park. Lee, who threw the ninth complete game in Phillies postseason history, held Colorado scoreless through his first 8.0 innings pitched and scattered six hits on the day while striking out five. Left fielder Raúl Ibañez finished with two hits and two runs batted in.

|          | R | H  | E | WP: Lee; LP: Jimenez |
|----------|---|----|---|----------------------|
| Colorado | 1 | 6  | 1 | HR: None             |
| Phillies | 5 | 12 | 0 | Att: 46,452          |

#### Game 2 – October 8

Colorado evened up the series with a 5-4 win over Cole Hamels and the Phillies in front of a sellout crowd at Citizens Bank Park. Trailing, 4-0, after five innings, the Phillies battled back, scoring three runs in the sixth inning and one more in the eighth to make it a one-run game. Philadelphia had a pair of base runners on in the ninth inning but could not get the tying run in off Rockies closer Huston Street.

|          | R | H  | E | WP: Cook; LP: Hamels                |
|----------|---|----|---|-------------------------------------|
| Colorado | 5 | 9  | 1 | SV: Street                          |
| Phillies | 4 | 11 | 0 | HR: Werth; Torrealba<br>Att: 46,528 |

#### Game 3 – October 11

Due to snow and record-low temperatures in the Denver area, Game 3, originally scheduled for October 10, was postponed to the following day. Despite a first-pitch temperature of 35 degrees at Coors Field, the Phillies beat the cold and the Rockies, 6-5. The Phils overcame a 3-1 deficit after three innings, broke a 4-4 tie in the sixth inning and a 5-5 tie in the ninth on a Ryan Howard sacrifice fly to take a 2-1 series lead.

|          | R | H  | E | WP: Durbin; LP: Street             |
|----------|---|----|---|------------------------------------|
| Phillies | 6 | 8  | 0 | SV: Lidge                          |
| Colorado | 5 | 10 | 0 | HR: Utley; Gonzalez<br>Att: 50,109 |

#### Game 4 – October 12

The Phillies closed out the NLDS in dramatic, come-from-behind fashion with a 5-4 win at Coors Field. In the top of the ninth inning, Colorado held a two-run lead and was one out away from forcing a decisive Game 5 before a two-run double by Ryan Howard off Huston Street knotted the game, 4-4. Jayson Werth followed with a single to drive in Howard with the go-ahead run. Scott Eyre and Brad Lidge came on in the bottom of the inning to close out the game and send the Phils to the NLCS for the second straight year.

|          | R | H | E | WP: Madson; LP: Street              |
|----------|---|---|---|-------------------------------------|
| Phillies | 5 | 9 | 2 | SV: Lidge                           |
| Colorado | 4 | 9 | 0 | HR: Victorino, Werth<br>Att: 49,940 |

## 2009 NATIONAL LEAGUE CHAMPIONSHIP SERIES

### PHILLIES VS. LOS ANGELES DODGERS

(Phillies win series, 4 games to 1)

#### Game 1 – October 15

The Phillies opened the NLCS with an 8-6 win at Dodger Stadium. Philadelphia erased the Dodgers' early 1-0 lead with a five-run fifth inning, highlighted by Carlos Ruiz's three-run homer off LA starter Clayton Kershaw. Raúl Ibañez added a three-run homer of his own in the eighth inning and Brad Lidge came on in the ninth to nail down the save.

|             | R | H  | E | WP: Hamels; LP: Kershaw                         |
|-------------|---|----|---|---|
| Phillies    | 8 | 8  | 1 | SV: Lidge                                       |
| Los Angeles | 6 | 14 | 0 | HR: Ruiz, Ibañez; Loney, Ramirez<br>Att: 56,000 |

#### Game 2 – October 16

In his first postseason appearance with the Phillies, Pedro Martinez allowed only two hits over his 7.0 scoreless innings pitched, but Los Angeles tied up the series with a 2-1 win. Ryan Howard's fourth-inning solo home run off Dodgers starter Vicente Padilla gave the Phils a 1-0 lead. In the eighth inning, a Chase Utley throwing error on a double play attempt allowed the tying run to score, and Andre Ethier's bases-loaded walk off J.A. Happ drove in the eventual game-winning run.

|             | R | H | E | WP: Kuo; LP: Park; SV: Broxton |
|-------------|---|---|---|--------------------------------|
| Phillies    | 1 | 4 | 1 | HR: Howard                     |
| Los Angeles | 2 | 5 | 0 | Att: 56,000                    |

#### Game 3 – October 18

In what was the largest margin of victory in the club's postseason history, the Phillies blanked the Dodgers, 11-0, at Citizens Bank Park. Cliff Lee turned in another gem, scattering three hits and striking out 10 over 8.0 innings. The Phillies exploded early for six runs on six hits, chasing Dodgers starter Hiroki Kuroda in the second inning. Ryan Howard and Shane Victorino led the way offensively, driving in three runs apiece.

|             | R  | H  | E | WP: Lee; LP: Kuroda  |
|-------------|----|----|---|----------------------|
| Los Angeles | 0  | 3  | 0 | HR: Werth, Victorino |
| Phillies    | 11 | 11 | 0 | Att: 45,721          |

#### Game 4 – October 19

Jimmy Rollins' clutch hit gave the Phillies a dramatic 5-4 win in Game 4. Trailing 4-3 in the bottom of the ninth inning, Rollins laced a two-out double off Dodgers closer Jonathan Broxton to the right-center field gap, scoring pinch-runner Eric Bruntlett from second base and Carlos Ruiz from first. It marked the fourth walk-off win in Phillies postseason history.

|             | R | H | E | WP: Lidge; LP: Broxton |
|-------------|---|---|---|------------------------|
| Los Angeles | 4 | 8 | 0 | HR: Werth; Kemp        |
| Phillies    | 5 | 5 | 1 | Att: 46,157            |

#### Game 5 – October 21

Philadelphia wrapped up its seventh National League pennant and second in as many years with a 10-4 win over the Dodgers at Citizens Bank Park. A three-run home run in the first inning by Jayson Werth, his first of two in the game, set the tone for the Phillies offense. Ryan Howard, who finished the series batting .333 with two homers and eight runs batted in, was named NLCS MVP.

|             | R  | H | E | WP: Durbin; LP: Padilla              |
|-------------|----|---|---|--------------------------------------|
| Los Angeles | 4  | 8 | 0 | HR: Werth (2), Feliz, Victorino;     |
| Phillies    | 10 | 8 | 0 | Ethier, Loney, Hudson<br>Att: 46,214 |

# POSTSEASON HISTORY

## 2009 WORLD SERIES PHILLIES VS. NEW YORK YANKEES (Yankees win series, 4 games to 2)

### Game 1 – October 28

Chase Utley and Cliff Lee led the Phillies to a 6-1 win in the first-ever World Series game at new Yankee Stadium. Utley gave the Phils the early advantage with a pair of solo home runs off Yankees starter CC Sabathia, one in the third and the other in the sixth inning. Lee tied the Phillies postseason record with 10 strikeouts and threw his second complete game of the 2009 playoffs. New York managed to score an unearned run in the ninth inning off Lee, who allowed only eight base runners on the night, including five through his first 8.0 innings.

|          | R | H | E | WP:           | LP: | SV:    | HR:       | Att:   |
|----------|---|---|---|---------------|-----|--------|-----------|--------|
| Phillies | 6 | 9 | 1 | Lee; Sabathia |     | Rivera | Utley (2) |        |
| New York | 1 | 6 | 0 |               |     |        |           | 50,207 |

### Game 2 – October 29

The Series headed south to Philadelphia tied at 1-1 after the Yankees' 3-1 win in Game 2. Phillies starter Pedro Martinez (6.0 IP, 3 R) turned in a solid performance but he was bested by A.J. Burnett (7.0 IP, 1 R). Matt Stairs' RBI single in the second inning gave the Phils a 1-0 lead, but solo homers by Mark Teixeira and Hideki Matsui put New York ahead for good. Mariano Rivera came on in the eighth to earn a two-inning save for the Yankees.

|          | R | H | E | WP:               | LP: | SV:    | HR:              | Att:   |
|----------|---|---|---|-------------------|-----|--------|------------------|--------|
| Phillies | 1 | 6 | 0 | Burnett; Martinez |     | Rivera | Teixeira, Matsui |        |
| New York | 3 | 8 | 0 |                   |     |        |                  | 50,181 |

### Game 3 – October 31

After waiting out an 80-minute rain delay prior to Game 3, the Yankees took a 2-games-to-1 advantage in the Series with an 8-5 win at Citizens Bank Park. The Phillies jumped out to an early 3-0 lead off New York starter Andy Pettitte but could not hold on. One inning after Alex Rodriguez's two-run homer off Cole Hamels got the Yankees on the board, New York scored three more runs off Hamels in the fifth inning to take the lead and the game.

|          | R | H | E | WP:              | LP: | SV: | HR:   | Att:   |
|----------|---|---|---|------------------|-----|-----|---|--------|
| New York | 8 | 8 | 1 | Pettitte; Hamels |     |     | Werth (2), Ruiz; Rodriguez, Swisher, Matsui |        |
| Phillies | 5 | 6 | 0 |                  |     |     |   | 46,061 |

### Game 4 – November 1

In a game that was back and forth early, the Yankees used a late charge to beat the Phillies, 7-4, at Citizens Bank Park. Pedro Feliz's two-out solo home run off Joba Chamberlain in the bottom of the eighth inning tied the game at four, but New York put together a two-out, three-run rally off Brad Lidge in the top of the ninth to stun the Phillies and take a 3-1 series lead.

|          | R | H | E | WP:                | LP: | SV:    | HR:          | Att:   |
|----------|---|---|---|--------------------|-----|--------|--------------|--------|
| New York | 7 | 9 | 1 | Chamberlain; Lidge |     | Rivera | Utley, Feliz |        |
| Phillies | 4 | 8 | 1 |                    |     |        |              | 45,903 |

### Game 5 – November 2

With their backs against the wall, the Phillies turned to Cliff Lee, who delivered an 8-6 win over the Yankees at Citizens Bank Park. Philadelphia jumped out to a 3-1 lead thanks to a three-run homer by Chase Utley off A.J. Burnett in the first inning. Utley hit his second homer of the game – his record-tying fifth in the World Series – in the seventh inning off Phil Coke for his second multi-homer game of the series. Ryan Madson came on in the ninth for the save as the Phils staved off elimination and headed back up to New York for Game 6.

|          | R | H  | E | WP:          | LP: | SV:    | HR:               | Att:   |
|----------|---|----|---|--------------|-----|--------|-------------------|--------|
| New York | 6 | 10 | 0 | Lee; Burnett |     | Madson | Utley (2), Ibanez |        |
| Phillies | 8 | 9  | 0 |              |     |        |                   | 46,178 |

### Game 6 – November 4

The Phillies could not contain Hideki Matsui and the Yankees as New York took the Series with a 7-3 win at Yankee Stadium. Matsui finished the game with three hits and a record-tying six runs batted in en route to being named World Series MVP. Pedro Martinez took the loss for the Phillies, who could only manage three runs on four hits off winning pitcher Andy Pettitte.

|          | R | H | E | WP:                | LP: | SV: | HR:            | Att:   |
|----------|---|---|---|--------------------|-----|-----|----------------|--------|
| Phillies | 3 | 6 | 0 | Pettitte; Martinez |     |     | Howard; Matsui |        |
| New York | 7 | 8 | 0 |                    |     |     |                | 50,315 |



# POSTSEASON HISTORY

## 2010 NATIONAL LEAGUE DIVISION SERIES

### PHILLIES VS. CINCINNATI REDS

(Phillies win series, 3 games to 0)

#### Game 1 – October 6

In his postseason debut, Roy Halladay became the second pitcher in MLB history to throw a no-hitter in the playoffs in a 4-0 win over Cincinnati. Halladay narrowly missed throwing his second perfect game of the calendar year as he walked one batter, Jay Bruce, in the fifth inning. After taking a 1-0 lead in the first inning, the Phillies extended their lead in the second on an RBI single by Halladay and a two-run base hit by Shane Victorino. The win was the Phillies' seventh consecutive victory in Game 1 of a postseason series, tying the National League record.

|            | R | H | E | WP:      | LP:         |
|------------|---|---|---|----------|-------------|
| Cincinnati | 0 | 0 | 1 | Halladay | Volquez     |
| Phillies   | 4 | 5 | 0 | None     | Att: 46,411 |

#### Game 2 – October 8

Philadelphia took a 2-0 series lead in a wild, 7-4 victory at Citizens Bank Park. The series appeared to be heading to Cincinnati tied at one game apiece when the Reds took a 4-0 lead into the bottom of the fifth inning. The Phillies offense, however, responded and cut Cincinnati's lead to one (4-3) after six. In the seventh, Philadelphia plated three unearned runs to take the lead and the game. Reds outfielder Jay Bruce lost a fly ball hit by Jimmy Rollins in the lights with runners on first and second which allowed both runners to score. Five of the seven runs scored by the Phils were unearned and both teams combined to commit six errors in the game, which set a League Division Series single-game record.

|            | R | H | E | WP:         | LP:             |
|------------|---|---|---|-------------|-----------------|
| Cincinnati | 4 | 6 | 4 | Contreras   | Chapman         |
| Phillies   | 7 | 8 | 2 | Lidge       | Phillips, Bruce |
|            |   |   |   | Att: 46,511 |                 |

#### Game 3 – October 10

Cole Hamels threw a five-hit shutout to beat the Reds, 2-0, at Great American Ball Park and give the Phillies their first-ever postseason series sweep. The Phils took a 1-0 lead in the first inning when they capitalized on a throwing error by Reds shortstop Orlando Cabrera. Chase Utley belted the club's first home run of the postseason off Cincinnati starter Johnny Cueto in the fifth to put the Phils ahead, 2-0. Hamels, who struck out nine, became the third pitcher in team history to throw a postseason shutout.

|            | R | H | E | WP:    | LP:         |
|------------|---|---|---|--------|-------------|
| Phillies   | 2 | 8 | 1 | Hamels | Cueto       |
| Cincinnati | 0 | 5 | 2 | Utley  | Att: 44,599 |

## 2010 NATIONAL LEAGUE CHAMPIONSHIP SERIES

### PHILLIES VS. SAN FRANCISCO GIANTS

(Giants win series, 4 games to 2)

#### Game 1 – October 16

The highly anticipated clash between former Cy Young Award winners Roy Halladay and Tim Lincecum went to the Giants as they took Game 1 at Citizens Bank Park, 4-3. The Phillies managed three runs on six hits off Lincecum but were shut down by the back of San Francisco's bullpen.

|               | R | H | E | WP:         | LP:                       |
|---------------|---|---|---|-------------|---------------------------|
| San Francisco | 4 | 9 | 0 | Lincecum    | Halladay                  |
| Phillies      | 3 | 7 | 0 | Wilson      | HR: Ruiz, Werth; Ross (2) |
|               |   |   |   | Att: 45,929 |                           |

#### Game 2 – October 17

Philadelphia knotted the series at a game apiece with a 6-1 victory behind Roy Oswalt, who allowed only one run on three hits and struck out nine in 8.0 innings. The Phillies blew the game open with a four-run seventh, highlighted by a bases-clearing double by Jimmy Rollins.

|               | R | H | E | WP:    | LP:         |
|---------------|---|---|---|--------|-------------|
| San Francisco | 1 | 4 | 1 | Oswalt | Sanchez     |
| Phillies      | 6 | 8 | 0 | Ross   | Att: 46,099 |

#### Game 3 – October 19

Cole Hamels pitched well but the Phillies' bats went quiet in a 3-0 loss at AT&T Park. Giants starter Matt Cain allowed only two hits over 7.0 innings en route to the victory.

|               | R | H | E | WP:         | LP:    |
|---------------|---|---|---|-------------|--------|
| Phillies      | 0 | 3 | 1 | Cain        | Hamels |
| San Francisco | 3 | 4 | 0 | None        | Wilson |
|               |   |   |   | Att: 45,721 |        |

#### Game 4 – October 20

San Francisco walked off with a 6-5 win to take a 3-1 series lead. The Phils took a 4-3 lead into the bottom of the sixth inning, but the Giants scored two runs off the bullpen to grab a 5-4 advantage. Back-to-back doubles by Ryan Howard and Jayson Werth in the eighth tied the game, but the Giants rallied off Roy Oswalt, who entered in relief in the ninth, and won on pinch-hitter Juan Uribe's sacrifice fly.

|               | R | H  | E | WP:         | LP:    |
|---------------|---|----|---|-------------|--------|
| Phillies      | 5 | 9  | 1 | Wilson      | Oswalt |
| San Francisco | 6 | 11 | 0 | None        | Lidge  |
|               |   |    |   | Att: 43,515 |        |

#### Game 5 – October 21

Facing elimination, the Phillies extended the series behind a gutsy performance by Roy Halladay, who pitched with an injured groin in the 4-2 win. Jayson Werth's solo homer in the ninth inning gave closer Brad Lidge some insurance.

|               | R | H | E | WP:         | LP:      |
|---------------|---|---|---|-------------|----------|
| Phillies      | 4 | 6 | 1 | Halladay    | Lincecum |
| San Francisco | 2 | 7 | 2 | Lidge       | Werth    |
|               |   |   |   | Att: 43,713 |          |

#### Game 6 – October 23

The Phillies' postseason run came to an end in a 3-2 loss. With momentum and a sold-out crowd on their side, Philadelphia jumped out to a 2-0 lead in the first inning. However, the Giants tied it up in the top of the third and then used seven scoreless innings by their bullpen to stymie the Phils, who left 11 men on base and finished 2-for-11 with runners in scoring position. San Francisco took a 3-2 lead in the eighth on a solo homer by Juan Uribe off Ryan Madson and Giants closer Brian Wilson recorded the final five outs to end the Phils' chances for a third consecutive NL pennant.

|               | R | H  | E | WP:         | LP:    |
|---------------|---|----|---|-------------|--------|
| San Francisco | 3 | 13 | 0 | Lopez       | Madson |
| Phillies      | 2 | 8  | 1 | Wilson      | Uribe  |
|               |   |    |   | Att: 46,214 |        |



## POSTSEASON HISTORY

### 2011 NATIONAL LEAGUE DIVISION SERIES PHILLIES VS. ST. LOUIS CARDINALS (Cardinals win series, 3 games to 2)

#### Game 1 – October 1

The Phillies took the series lead with an 11-6 win at Citizens Bank Park. Cardinals starter Kyle Lohse kept the Phils' bats in check until they exploded for a five-run sixth inning, highlighted by Ryan Howard's go-ahead three-run homer. After allowing three runs in the first inning, Phils starter Roy Halladay sat down the final 21 batters faced to earn the win.

|           |          |          |          |                                       |
|-----------|----------|----------|----------|---------------------------------------|
|           | <b>R</b> | <b>H</b> | <b>E</b> | <b>WP:</b> Halladay; <b>LP:</b> Lohse |
| St. Louis | 6        | 7        | 1        | <b>HR:</b> Howard, Ibañez; Berkman    |
| Phillies  | 11       | 14       | 0        | <b>Att:</b> 46,480                    |

#### Game 2 – October 2

Philadelphia held a 4-0 lead after two innings against Cardinals starter Chris Carpenter who pitched on three days' rest for the first time in his career. Despite a nine-strikeout performance, Cliff Lee could not silence St. Louis' bats as they rallied for a 5-4 victory that evened the series at one game apiece.

|           |          |          |          |  |
|-----------|----------|----------|----------|--|
|           | <b>R</b> | <b>H</b> | <b>E</b> | <b>WP:</b> Dotel; <b>LP:</b> Lee; <b>SV:</b> Motte |
| St. Louis | 5        | 13       | 0        | <b>HR:</b> None                                    |
| Phillies  | 4        | 6        | 0        | <b>Att:</b> 46,575                                 |

#### Game 3 – October 4

A 3-2 win at Busch Stadium gave the Phillies a 2-1 series lead. Pinch-hitter Ben Francisco's three-run home run off Jaime Garcia in the seventh were all the runs Philadelphia needed. Cole Hamels started for the Phils and threw 6.0 scoreless innings. Ryan Madson recorded a five-out save when he worked out of a bases-loaded jam in the eighth and pitched out of trouble in the ninth.

|           |          |          |          |  |
|-----------|----------|----------|----------|--|
|           | <b>R</b> | <b>H</b> | <b>E</b> | <b>WP:</b> Hamels; <b>LP:</b> Garcia       |
| Phillies  | 3        | 7        | 0        | <b>SV:</b> Madson                          |
| St. Louis | 2        | 12       | 0        | <b>HR:</b> Francisco<br><b>Att:</b> 46,914 |

#### Game 4 – October 5

St. Louis avoided elimination with a 5-3 victory. The Phillies' first three batters of the game reached base which produced two runs, but the offense went cold from then on as Cardinals starter Edwin Jackson and the St. Louis bullpen kept the Phils at bay and sent the series back to Philadelphia for a decisive Game 5.

|           |          |          |          |   |
|-----------|----------|----------|----------|---|
|           | <b>R</b> | <b>H</b> | <b>E</b> | <b>WP:</b> Jackson; <b>LP:</b> Oswalt   |
| Phillies  | 3        | 7        | 1        | <b>SV:</b> Motte                        |
| St. Louis | 5        | 6        | 0        | <b>HR:</b> Freese<br><b>Att:</b> 47,071 |

#### Game 5 – October 7

The Phillies came up short in a pitchers' duel between staff aces and former teammates Halladay and Carpenter in the series-deciding game. Back-to-back extra-base hits from the Cardinals' first two hitters of the night produced the game's only run. Carpenter, who did not allow a Phillies base runner past first base after the fourth inning, threw a three-hit shutout and denied the Phils a fourth straight trip to the National League Championship Series.

|           |          |          |          |   |
|-----------|----------|----------|----------|---|
|           | <b>R</b> | <b>H</b> | <b>E</b> | <b>WP:</b> Carpenter; <b>LP:</b> Halladay |
| St. Louis | 1        | 6        | 1        | <b>HR:</b> None                           |
| Phillies  | 0        | 3        | 2        | <b>Att:</b> 46,530                        |

### 2022 NATIONAL LEAGUE WILD CARD SERIES PHILLIES VS. ST. LOUIS CARDINALS (Phillies win series, 2 games to 0)

#### Game 1 – October 7

Trailing 2-0 heading into the ninth inning, the Phillies sent 10 batters to the plate in their final at-bat, exploding for six unanswered runs. Alec Bohm plated the first run with a bases-loaded hit by pitch and Jean Segura followed with a two-run single. Zack Wheeler tossed 6.1 scoreless innings and allowed only four base runners in his postseason debut.

|           |          |          |          |  |
|-----------|----------|----------|----------|--|
|           | <b>R</b> | <b>H</b> | <b>E</b> | <b>WP:</b> Robertson; <b>LP:</b> Helsley |
| Phillies  | 6        | 5        | 0        | <b>HR:</b> Yezpez                        |
| St. Louis | 3        | 5        | 0        | <b>Att:</b> 45,911                       |

#### Game 2 – October 8

Aaron Nola and the bullpen shut out the Cardinals 2-0 to earn the club its first playoff series win since 2010. Nola, in his first career postseason start, struck out six and walked just one in 6.2 innings of work. José Alvarado and Seranthony Dominguez both worked scoreless appearances before turning the ball over to Zach Eflin for his second career save, the other coming in the postseason clincher five days earlier. Bryce Harper got the scoring started with a second-inning home run and Kyle Schwarber also drove in a run.

|           |          |          |          |   |
|-----------|----------|----------|----------|---|
|           | <b>R</b> | <b>H</b> | <b>E</b> | <b>WP:</b> Nola; <b>LP:</b> Mikolas     |
| Phillies  | 2        | 4        | 0        | <b>SV:</b> Eflin                        |
| St. Louis | 0        | 7        | 0        | <b>HR:</b> Harper<br><b>Att:</b> 48,515 |



# POSTSEASON HISTORY

## 2022 NATIONAL LEAGUE DIVISION SERIES

### PHILLIES VS. ATLANTA BRAVES

(Phillies win series, 3 games to 1)

#### Game 1 – October 11

The Phillies, led by Nick Castellanos' huge performance, won 7-6. Castellanos drove in three runs, going 3-for-5 with a double, and made a potential game-saving sliding catch in right field in the bottom of the ninth. Bryce Harper added a three-hit effort of his own and Alec Bohm drove in two runs as the Phillies jumped to a 1-0 series lead.

|          | R | H  | E | WP:  | Domínguez;      | LP: | Fried |
|----------|---|----|---|------|-----------------|-----|-------|
| Phillies | 7 | 12 | 0 | HR:  | Olson, d'Arnaud |     |       |
| Atlanta  | 6 | 9  | 1 | Att: | 42,641          |     |       |

#### Game 2 – October 12

Atlanta evened the series at one game apiece behind Kyle Wright and the bullpen, who combined to shut out the Phillies, 3-0. Wright allowed only three base runners in 6.0 innings and was followed by scoreless frames from A.J. Minter, Raisel Iglesias and Kenley Jansen. Atlanta managed only four hits, but three of them were RBI singles in the sixth inning.

|          | R | H | E | WP:  | Wright; | LP: | Wheeler |
|----------|---|---|---|------|---------|-----|---------|
| Phillies | 0 | 3 | 0 | SV:  | Jansen  |     |         |
| Atlanta  | 3 | 4 | 0 | HR:  | None    |     |         |
|          |   |   |   | Att: | 42,735  |     |         |

#### Game 3 – October 14

In their first home playoff game in 11 years, the Phillies' bats exploded for nine runs, six of which came in the third inning. Bryson Stott started the scoring with an RBI double down the right field line and two batters later, Rhys Hoskins crushed a three-run homer to left to put the Phillies up 4-0. Bryce Harper put the exclamation point on the inning with a two-run shot of his own. Aaron Nola became the first Phillie ever to pitch at least 6.0 innings and allow no earned runs in each of his first two career postseason starts.

|          | R | H | E | WP:  | Nola;           | LP: | Strider |
|----------|---|---|---|------|-----------------|-----|---------|
| Atlanta  | 1 | 6 | 1 | HR:  | Hoskins, Harper |     |         |
| Phillies | 9 | 8 | 2 | Att: | 45,538          |     |         |

#### Game 4 – October 15

Another burst of offense propelled the Phillies to a 3-1 series win, and their first trip to the NLCS since 2010. Brandon Marsh put the Phillies on top with a three-run homer in the second inning – one of three home runs on the day for the club – and they would never surrender the lead. J.T. Realmuto hit the first inside-the park home run in Phillies postseason history. Every Phillies starter reached base at least once and six different Phillies pitchers combined to hold the Braves' offense to three solo home runs.

|          | R | H  | E | WP:                    | Hand;                    | LP: | Morton |
|----------|---|----|---|------------------------|--------------------------|-----|--------|
| Atlanta  | 3 | 4  | 0 | HR:                    | Realmuto, Harper, Marsh; |     |        |
| Phillies | 8 | 13 | 0 | Olson, d'Arnaud, Arcia |                          |     |        |
|          |   |    |   | Att:                   | 45,660                   |     |        |

## 2022 NATIONAL LEAGUE CHAMPIONSHIP SERIES

### PHILLIES VS. SAN DIEGO PADRES

(Phillies win series, 4 games to 1)

#### Game 1 – October 18

Two solo home runs were all the offense needed to earn a 1-0 series lead. Bryce Harper's fourth-inning shot was the winning run, and Kyle Schwarber's 488-foot blast in the sixth was the farthest homer of his career. Zack Wheeler tossed 7.0 shutout innings with one hit allowed.

|           | R | H | E | WP:  | Wheeler;          | LP: | Darvish |
|-----------|---|---|---|------|-------------------|-----|---------|
| Phillies  | 2 | 3 | 1 | SV:  | Alvarado          |     |         |
| San Diego | 0 | 1 | 0 | HR:  | Harper, Schwarber |     |         |
|           |   |   |   | Att: | 44,826            |     |         |

#### Game 2 – October 19

The Phillies jumped to a four-run lead in the second, but San Diego responded with two in the bottom half of the inning and five more in the fifth to erase the deficit and ultimately even the series. The Padres clubbed three home runs and the bullpen combined for 4.0 innings of one-run ball, the lone blemish a solo homer from Rhys Hoskins.

|           | R | H  | E | WP:  | Snell;                   | LP: | Nola; | SV: | Hader |
|-----------|---|----|---|------|--------------------------|-----|-------|-----|-------|
| Phillies  | 5 | 8  | 0 | HR:  | Hoskins; Machado, Drury, |     |       |     |       |
| San Diego | 8 | 13 | 1 |      | Bell                     |     |       |     |       |
|           |   |    |   | Att: | 44,607                   |     |       |     |       |

#### Game 3 – October 21

Kyle Schwarber set the tone in the momentum-shifting Game 3 with a leadoff homer and the Phillies later received a go-ahead, two-run single from Jean Segura and RBI double from Alec Bohm. Ranger Suárez earned his first career postseason victory, delivering 5.0 innings with two runs allowed on two hits.

|           | R | H | E | WP:  | Suarez;   | LP: | Musgrove |
|-----------|---|---|---|------|-----------|-----|----------|
| San Diego | 2 | 7 | 0 | SV:  | Dominguez |     |          |
| Phillies  | 4 | 9 | 2 | HR:  | Schwarber |     |          |
|           |   |   |   | Att: | 45,279    |     |          |

#### Game 4 – October 22

Sparked by a Manny Machado home run, the Padres scored four times in the first to take an early lead. But the Phillies struck for three in the bottom of the inning (two on a Rhys Hoskins home run), knocking starter Mike Clevinger from the game. The battle of the bullpens went the way of the Phillies as six Phils relievers combined for 8.1 innings with just two runs allowed.

|           | R  | H  | E | WP:  | Hand;                   | LP: | Manaea |
|-----------|----|----|---|------|-------------------------|-----|--------|
| San Diego | 6  | 8  | 0 | HR:  | Hoskins (2), Schwarber, |     |        |
| Phillies  | 10 | 11 | 0 |      | Realmuto; Machado, Soto |     |        |
|           |    |    |   | Att: | 45,467                  |     |        |

#### Game 5 – October 23

A dramatic go-ahead home run in the eighth inning off the bat of Bryce Harper secured the National League pennant for the eighth time in club history. Trailing 3-2 in a game marred by rain, Harper took Robert Suarez's 2-2 pitch out of the ballpark to give the Phillies the lead. Ranger Suárez, who entered with two runners on base in the ninth, nailed down the save. Rhys Hoskins homered for the fourth time in the series but Harper's late-game heroics earned him NLCS MVP.

|           | R | H | E | WP:  | Alvarado;             | LP: | Suarez |
|-----------|---|---|---|------|-----------------------|-----|--------|
| San Diego | 3 | 5 | 0 | SV:  | Suárez                |     |        |
| Phillies  | 4 | 6 | 0 | HR:  | Hoskins, Harper; Soto |     |        |
|           |   |   |   | Att: | 45,485                |     |        |

# POSTSEASON HISTORY

## 2022 WORLD SERIES PHILLIES VS. HOUSTON ASTROS (Astros win series, 4 games to 2)

### Game 1 – October 28

Trailing 5-0 after three innings, the Phillies mounted their largest comeback in club postseason history, scoring five runs off eventual Cy Young winner Justin Verlander and a sixth unanswered run to win the game in 10 innings. J.T. Realmuto drove in three runs, one of which was the winning run on an opposite-field homer in extras. The Phillies bullpen combined for 5.2 scoreless innings to hold the Astros bats in check.

|          | R | H  | E | WP:        | LP:    | SV:       | HR: | Att:   |
|----------|---|----|---|------------|--------|-----------|-----|--------|
| Phillies | 6 | 9  | 0 | Dominguez; | Garcia | Robertson |     |        |
| Houston  | 5 | 10 | 0 | Realmuto;  | Tucker |           |     | 42,903 |

### Game 2 – October 29

Three straight doubles to begin the game jump-started the Astros, who took a 5-0 lead for the second straight night. Alex Bregman hit his first homer of the postseason in the fifth and Framber Valdez allowed just one run and struck out nine in 6.1 innings of work. The Phillies scored a run in both the seventh and ninth but were unable to mount the comeback as Houston evened the series, 1-1.

|          | R | H | E | WP:     | LP:     | SV:     | HR: | Att:   |
|----------|---|---|---|---------|---------|---------|-----|--------|
| Phillies | 2 | 6 | 1 | Valdez; | Wheeler | Bregman |     |        |
| Houston  | 5 | 7 | 2 |         |         |         |     | 42,926 |

### Game 3 – November 1

After Halloween rain forced a postponement of Game 3 by a day, the Phillies were clicking on all cylinders as they tied a World Series record with five home runs – all off starter Lance McCullers Jr. – in a 7-0 shutout win. Bryce Harper started the scoring with a two-run shot on the first pitch he saw, and was followed by home runs from Alec Bohm, Brandon Marsh, Rhys Hoskins and Kyle Schwarber. Bohm's was the 1,000th homer in World Series history. Ranger Suárez pitched 5.0 shutout innings and the bullpen followed with 4.0 scoreless frames.

|          | R | H | E | WP:     | LP:           | SV: | HR:                  | Att:   |
|----------|---|---|---|---------|---------------|-----|----------------------|--------|
| Houston  | 0 | 5 | 0 | Suárez; | McCullers Jr. |     | Harper, Bohm, Marsh, |        |
| Phillies | 7 | 7 | 0 |         |               |     | Hoskins, Schwarber   | 45,712 |

### Game 4 – November 2

Led by starter Cristian Javier, who allowed just two walks and struck out nine in 6.0 innings, the Astros combined to throw the second no-hitter in World Series history. Bryan Abreu, Rafael Montero and Ryan Pressly sealed the game, and a 2-2 series tie, in relief of Javier. All five of Houston's runs came in the fifth inning.

|          | R | H  | E | WP:     | LP:  | SV: | HR:  | Att:   |
|----------|---|----|---|---------|------|-----|------|--------|
| Houston  | 5 | 10 | 0 | Javier; | Nola |     | None |        |
| Phillies | 0 | 0  | 0 |         |      |     |      | 45,693 |

### Game 5 – November 3

Kyle Schwarber energized the crowd with a leadoff home run, but the Phillies did not score again until the eighth inning, while Houston sent three across the plate. The Phillies had chances to tie the game or go ahead late, but two great defensive plays on hard-hit balls by Kyle Schwarber and J.T. Realmuto shut down any potential rally. Justin Verlander earned his first career World series win as the Astros took a 3-2 series lead.

|          | R | H | E | WP:        | LP:         | SV:     | HR:             | Att:   |
|----------|---|---|---|------------|-------------|---------|-----------------|--------|
| Houston  | 3 | 9 | 0 | Verlander; | Syndergaard |         |                 |        |
| Phillies | 2 | 6 | 1 |            |             | Pressly | Schwarber; Pena | 45,693 |

### Game 6 – November 5

For the second straight day, Kyle Schwarber gave the Phillies a 1-0 lead with a solo home run, this time breaking the ice in the sixth inning of a pitcher's duel between Framber Valdez and Zack Wheeler. But the Astros tied the game in the bottom of the inning, and with two on and one out, Yordan Alvarez hit a mammoth home run to center off José Alvarado to put Houston up, 4-1. The bullpen held on in relief to capture the second-ever title for the Astros in what was the latest-ending Fall Classic in MLB history.

|          | R | H | E | WP:     | LP:     | SV:     | HR:                | Att:   |
|----------|---|---|---|---------|---------|---------|--------------------|--------|
| Phillies | 1 | 3 | 1 | Valdez; | Wheeler | Pressly |                    |        |
| Houston  | 4 | 7 | 0 |         |         |         | Schwarber; Alvarez | 42,958 |



# PHILLIES ALL-TIME POSTSEASON LEADERS

## BATTING

### Games

|     |                 |    |
|-----|-----------------|----|
| T1. | Ryan Howard     | 46 |
| T1. | Jimmy Rollins   | 46 |
| T1. | Carlos Ruiz     | 46 |
| T1. | Chase Utley     | 46 |
| T1. | Shane Victorino | 46 |

### At-Bats

|    |                 |     |
|----|-----------------|-----|
| 1. | Jimmy Rollins   | 188 |
| 2. | Shane Victorino | 175 |
| 3. | Ryan Howard     | 170 |
| 4. | Chase Utley     | 164 |
| 5. | Carlos Ruiz     | 142 |

### Runs

|     |                 |    |
|-----|-----------------|----|
| 1.  | Chase Utley     | 38 |
| T2. | Jimmy Rollins   | 27 |
| T2. | Jayson Werth    | 27 |
| 4.  | Shane Victorino | 25 |
| 5.  | Ryan Howard     | 22 |

### Hits

|     |                 |    |
|-----|-----------------|----|
| T1. | Jimmy Rollins   | 47 |
| T1. | Shane Victorino | 47 |
| 3.  | Ryan Howard     | 44 |
| 4.  | Chase Utley     | 43 |
| 5.  | Jayson Werth    | 37 |

### Doubles

|     |                 |    |
|-----|-----------------|----|
| 1.  | Ryan Howard     | 13 |
| 2.  | Jimmy Rollins   | 12 |
| T3. | Mike Schmidt    | 9  |
| T3. | Shane Victorino | 9  |
| T5. | Raúl Ibañez     | 8  |
| T5. | Garry Maddox    | 8  |
| T5. | Carlos Ruiz     | 8  |
| T5. | Jayson Werth    | 8  |

### Triples

|     |                 |   |
|-----|-----------------|---|
| 1.  | Mariano Duncan  | 3 |
| T2. | Shane Victorino | 2 |
| T2. | Jayson Werth    | 2 |
| T4. | 16 players      | 1 |

### Home Runs

|     |                 |    |
|-----|-----------------|----|
| 1.  | Jayson Werth    | 11 |
| 2.  | Chase Utley     | 10 |
| 3.  | Ryan Howard     | 8  |
| T4. | Lenny Dykstra   | 6  |
| T4. | Bryce Harper    | 6  |
| T4. | Rhys Hoskins    | 6  |
| T4. | Kyle Schwarber  | 6  |
| T4. | Shane Victorino | 6  |

### Extra-Base Hits

|    |                 |    |
|----|-----------------|----|
| 1. | Ryan Howard     | 22 |
| 2. | Jayson Werth    | 21 |
| 3. | Chase Utley     | 18 |
| 4. | Shane Victorino | 17 |
| 5. | Jimmy Rollins   | 16 |

### Total Bases

|     |                 |    |
|-----|-----------------|----|
| 1.  | Ryan Howard     | 83 |
| T2. | Chase Utley     | 82 |
| T2. | Jayson Werth    | 82 |
| 4.  | Shane Victorino | 78 |
| 5.  | Jimmy Rollins   | 70 |

### RBI

|    |                 |    |
|----|-----------------|----|
| 1. | Ryan Howard     | 33 |
| 2. | Shane Victorino | 30 |
| 3. | Chase Utley     | 25 |
| 4. | Jayson Werth    | 23 |
| 5. | Raúl Ibañez     | 17 |

### Walks

|     |               |    |
|-----|---------------|----|
| 1.  | Chase Utley   | 34 |
| 2.  | Ryan Howard   | 26 |
| T3. | Carlos Ruiz   | 24 |
| T3. | Jayson Werth  | 24 |
| 5.  | Jimmy Rollins | 16 |

### Stolen Bases

|     |                 |    |
|-----|-----------------|----|
| 1.  | Jimmy Rollins   | 11 |
| 2.  | Chase Utley     | 10 |
| 3.  | Shane Victorino | 8  |
| 4.  | Jayson Werth    | 5  |
| T5. | Larry Bowa      | 4  |
| T5. | Lenny Dykstra   | 4  |

### Average (min. 75 PA)

|     |                 |      |
|-----|-----------------|------|
| 1.  | Pete Rose       | .326 |
| 2.  | Bob Boone       | .279 |
| 3.  | Garry Maddox    | .271 |
| T4. | Greg Luzinski   | .269 |
| T4. | Shane Victorino | .269 |

### OPS (min. 75 PA)

|    |               |      |
|----|---------------|------|
| 1. | Jayson Werth  | .966 |
| 2. | Greg Luzinski | .944 |
| 3. | Chase Utley   | .902 |
| 4. | Ryan Howard   | .845 |
| 5. | Carlos Ruiz   | .789 |

## PITCHING

### Games

|    |             |    |
|----|-------------|----|
| 1. | Ryan Madson | 33 |
| 2. | Brad Lidge  | 22 |
| 3. | Ron Reed    | 21 |
| 4. | Tug McGraw  | 18 |
| 5. | Chad Durbin | 15 |

### Games Started

|     |                   |    |
|-----|-------------------|----|
| T1. | Steve Carlton     | 13 |
| T1. | Cole Hamels       | 13 |
| T3. | Joe Blanton       | 6  |
| T3. | Cliff Lee         | 6  |
| T3. | Zack Wheeler      | 6  |
| T6. | Larry Christenson | 5  |
| T6. | Roy Halladay      | 5  |
| T6. | Aaron Nola        | 5  |

### Complete Games

|     |                  |   |
|-----|------------------|---|
| T1. | Grover Alexander | 2 |
| T1. | Cliff Lee        | 2 |
| T3. | Steve Carlon     | 1 |
| T3. | George Chalmers  | 1 |
| T3. | Roy Halladay     | 1 |
| T3. | Cole Hamels      | 1 |
| T3. | Charles Hudson   | 1 |
| T3. | Erskine Mayer    | 1 |
| T3. | Robin Roberts    | 1 |
| T3. | Curt Schilling   | 1 |

### Shutouts

|     |                |   |
|-----|----------------|---|
| T1. | Roy Halladay   | 1 |
| T1. | Cole Hamels    | 1 |
| T1. | Curt Schilling | 1 |

### Wins

|     |               |   |
|-----|---------------|---|
| 1.  | Cole Hamels   | 7 |
| 2.  | Steve Carlton | 6 |
| 3.  | Cliff Lee     | 4 |
| 4.  | Roy Halladay  | 3 |
| T5. | 11 players    | 2 |

### Losses

|     |               |   |
|-----|---------------|---|
| 1.  | Steve Carlton | 5 |
| 2.  | Cole Hamels   | 4 |
| T3. | Tug McGraw    | 3 |
| T3. | Zack Wheeler  | 3 |
| T5. | 12 players    | 2 |

### Saves

|     |                |    |
|-----|----------------|----|
| 1.  | Brad Lidge     | 12 |
| 2.  | Tug McGraw     | 5  |
| 3.  | Mitch Williams | 3  |
| T4. | Al Holland     | 2  |
| T4. | Ryan Madson    | 2  |

### Innings Pitched

|    |               |      |
|----|---------------|------|
| 1. | Steve Carlton | 89.1 |
| 2. | Cole Hamels   | 81.2 |
| 3. | Cliff Lee     | 46.1 |
| 4. | Joe Blanton   | 38.1 |
| 5. | Roy Halladay  | 38.0 |

### Hits

|     |               |    |
|-----|---------------|----|
| 1.  | Steve Carlton | 86 |
| 2.  | Cole Hamels   | 65 |
| 3.  | Cliff Lee     | 39 |
| 4.  | Joe Blanton   | 36 |
| T5. | Ryan Madson   | 33 |
| T5. | Ron Reed      | 33 |

### Runs

|    |                   |    |
|----|-------------------|----|
| 1. | Steve Carlton     | 36 |
| 2. | Cole Hamels       | 29 |
| 3. | Joe Blanton       | 19 |
| 4. | Larry Christenson | 18 |
| 5. | Tommy Greene      | 17 |

### Earned Runs

|     |                   |    |
|-----|-------------------|----|
| 1.  | Steve Carlton     | 33 |
| 2.  | Cole Hamels       | 28 |
| 3.  | Joe Blanton       | 18 |
| T4. | Larry Christenson | 17 |
| T4. | Tommy Greene      | 17 |

### Walks

|     |               |    |
|-----|---------------|----|
| 1.  | Steve Carlton | 48 |
| 2.  | Cole Hamels   | 21 |
| 3.  | Tug McGraw    | 20 |
| 4.  | Brett Myers   | 12 |
| T5. | Joe Blanton   | 11 |
| T5. | Tommy Greene  | 11 |
| T5. | Ron Reed      | 11 |

### Strikeouts

|    |               |    |
|----|---------------|----|
| 1. | Cole Hamels   | 77 |
| 2. | Steve Carlton | 76 |
| 3. | Ryan Madson   | 43 |
| 4. | Cliff Lee     | 42 |
| 5. | Roy Halladay  | 35 |

### ERA (min. 40.0 IP)

|    |               |      |
|----|---------------|------|
| 1. | Cliff Lee     | 2.33 |
| 2. | Cole Hamels   | 3.09 |
| 3. | Steve Carlton | 3.32 |

## DRAFT SELECTIONS

### JUNE AMATEUR DRAFT FIRST-ROUND SELECTIONS (REGULAR PHASE)

| Year | Player  | Year | Player  | Year | Player   |
|------|---|------|---|------|--|
| 1965 | Mike Adamson, rhp (18th)                      | 1987 | Didn't have one – Matt Rambo, lhp (2nd round)   | 2006 | Kyle Drabek, rhp (18th)                                      |
| 1966 | Mike Biko, rhp (9th)                          | 1988 | Pat Combs, lhp (11th)                           | 2007 | Joe Savery, lhp (19th)                                       |
| 1967 | Phil Meyer, lhp (14th)                        | 1989 | Jeff Jackson, of (4th)                          | 2008 | Anthony Hewitt, ss (24th)                                    |
| 1968 | Greg Luzinski, 1b (11th)                      | 1990 | Mike Lieberthal, c (3rd)                        | 2009 | Didn't have one – Kelly Dugan, cf (2nd round)                |
| 1969 | Mike Anderson, of (6th)                       | 1991 | Tyler Green, rhp (10th)                         | 2010 | Jesse Biddle, lhp (19th)                                     |
| 1970 | Mike Martin, lhp (5th)                        | 1992 | Chad McConnell, of (13th)                       | 2011 | Didn't have one – Larry Greene, of (1st round supplemental)  |
| 1971 | Roy Thomas, rhp (6th)                         | 1993 | Wayne Gomes, rhp (4th)                          | 2012 | Didn't have one – Shane Watson, rhp (1st round supplemental) |
| 1972 | Larry Christenson, rhp (3rd)                  | 1994 | Carlton Loewer, rhp (23rd)                      | 2013 | J.P. Crawford, ss (16th)                                     |
| 1973 | John Stearns, c (2nd)                         | 1995 | Reggie Taylor, of (14th)                        | 2014 | Aaron Nola, rhp (7th)  |
| 1974 | Lonnie Smith, of (3rd)                        | 1996 | Adam Eaton, rhp (11th)                          | 2015 | Cornelius Randolph, ss (10th)                                |
| 1975 | Sam Welborn, rhp (12th)                       | 1997 | J.D. Drew, of (2nd)                             | 2016 | Mickey Moniak, of (1st)                                      |
| 1976 | Jeff Kraus, ss (17th)                         | 1998 | Pat Burrell, 3b (1st)                           | 2017 | Adam Haseley, of (8th)                                       |
| 1977 | Scott Munninghoff, rhp (22nd)                 | 1999 | Brett Myers, rhp (12th)                         | 2018 | Alec Bohm, 3b (3rd)  |
| 1978 | Rip Rollins, rhp (23rd)                       | 2000 | Chase Utley, 2b (15th)                          | 2019 | Bryson Stott, ss (14th)                                      |
| 1979 | Didn't have one – Kyle Money, rhp (2nd round) | 2001 | Gavin Floyd, rhp (4th)                          | 2020 | Mick Abel, rhp (15th)  |
| 1980 | Lebo Powell, c (13th)                         | 2002 | Cole Hamels, lhp (17th)                         | 2021 | Andrew Painter, rhp (13th)                                   |
| 1981 | Johnny Abrego, rhp (20th)                     | 2003 | Didn't have one – Tim Moss, 2b (3rd round)      | 2022 | Justin Crawford, of (17th)                                   |
| 1982 | John Russell, c (13th)                        | 2004 | Greg Golson, of (21st)                          |      |  |
| 1983 | Ricky Jordan, 1b (22nd)                       | 2005 | Didn't have one – Mike Costanzo, 3b (2nd round) |      |  |
| 1984 | Peter Smith, rhp (21st)                       |      |   |      |  |
| 1985 | Trey McCall, c (16th)                         |      |   |      |  |
| 1986 | Brad Brink, rhp (7th)                         |      |   |      |  |

### JANUARY AMATEUR DRAFT FIRST-ROUND SELECTIONS (REGULAR PHASE)

| Year | Player             | Year | Player                | Year | Player             |
|------|--------------------|------|-----------------------|------|--------------------|
| 1966 | John Vukovich, inf | 1973 | Alan Bannister, ss    | 1980 | Tony Ghelfi, rhp   |
| 1967 | Mike Coble, rhp    | 1974 | Morris Cooper, rhp    | 1981 | Eric Schmidt, rhp  |
| 1968 | Steve Cates, lhp   | 1975 | Richard Nesloney, rhp | 1982 | Jim King, ss       |
| 1969 | Terry Enyart, lhp  | 1976 | Jack Lazorko, rhp     | 1983 | Danny Sheeley, rhp |
| 1970 | Russell Klogas, of | 1977 | Michael Childs, c     | 1984 | Jeff Mays, rhp     |
| 1971 | No selection       | 1978 | Don Woodward, rhp     | 1985 | Scott Steen, 3b/of |
| 1972 | Ricky Knepper, 3b  | 1979 | Dean Baugh, inf/of    | 1986 | Jesse Ellison, rhp |

### RULE 5 DRAFT SELECTIONS (SINCE 1989)

| Year | Player                            | Year | Player                            |
|------|-----------------------------------|------|-----------------------------------|
| 1989 | Dave Hollins, 3b (Padres)         | 2007 | Travis Blackley, lhp (Giants)     |
| 1990 | N/A                               |      | Lincoln Holdzkom, rhp (Red Sox)   |
| 1991 | Todd Pratt, c (Orioles)           | 2008 | Bobby Mosebach, rhp (Angels)      |
| 1992 | Graeme Lloyd, rhp (Blue Jays)     | 2009 | David Herndon, rhp (Angels)       |
| 1993 | N/A                               | 2010 | Michael Martinez, inf (Nationals) |
| 1994 | Craig Worthington, 3b (Blue Jays) | 2011 | N/A                               |
| 1995 | Billy Wallace, rhp (Expos)        | 2012 | Ender Inciarte, of (Diamondbacks) |
| 1996 | Edgar Ramos, rhp (Indians)        | 2013 | Kevin Munson, rhp (Diamondbacks)  |
| 1997 | Hector Mercado, lhp (Marlins)     | 2014 | Odúbel Herrera, of (Rangers)      |
| 1998 | David Miller, of (Indians)        |      | Andy Oliver, lhp (Pirates)        |
| 1999 | N/A                               | 2015 | Tyler Goeddel, of (Rays)          |
| 2000 | N/A                               |      | Daniel Stumpf, lhp (Royals)       |
| 2001 | N/A                               | 2016 | N/A                               |
| 2002 | N/A                               | 2017 | Nick Burdi, rhp (Twins)           |
| 2003 | N/A                               | 2018 | Drew Jackson, inf (Dodgers)       |
| 2004 | Shane Victorino, of (Dodgers)     | 2019 | Vimael Machin, inf (Cubs)         |
| 2005 | N/A                               | 2020 | Kyle Holder, ss (Yankees)         |
| 2006 | Adam Donachie, c (Royals)         | 2021 | Draft not held                    |
|      | Jim Ed Warden, rhp (Indians)      | 2022 | Noah Song, rhp (Red Sox)          |
|      | Ryan Budde, c (Angels)            |      |                                   |

# ATTENDANCE RECORDS

## CITIZENS BANK PARK

|                             | Attendance | Date                 |
|-----------------------------|------------|----------------------|
| Largest                     | 45,989     | 7/21/12 vs SF        |
| Single Game – Night         | 45,894     | 8/17/11 vs ARI       |
| – Day                       | 45,989     | 7/21/12 vs SF        |
| Doubleheaders – Day         | 38,056     | 4/9/06 vs LAD        |
| – Twi-Nighter               | 43,449     | 6/4/05 vs ARI        |
| Home Openers – Day          | 45,574     | 4/9/12 vs MIA        |
| – Night                     | 44,532     | 4/5/09 vs ATL        |
| Memorial Day                | 45,186     | 5/25/09 vs FLA       |
| Independence Day            | 45,141     | 7/4/09 vs NYM        |
| Labor Day                   | 45,518     | 9/6/10 vs FLA (gm 1) |
| Monday                      | 45,841     | 5/23/11 vs CIN       |
| Tuesday                     | 45,770     | 8/23/11 vs NYM       |
| Wednesday                   | 45,894     | 8/17/11 vs ARI       |
| Thursday                    | 45,810     | 6/30/11 vs BOS       |
| Friday                      | 45,762     | 8/12/11 vs WSH       |
| Saturday                    | 45,989     | 7/21/12 vs SF        |
| Sunday                      | 45,863     | 6/26/11 vs OAK       |
| Businessperson's Special    | 45,810     | 6/30/11 vs BOS       |
| Day of Game Walk-up – Night | 11,304     | 5/15/07 vs MIL       |
| – Day                       | 8,366      | 4/9/06 vs LA         |

## ALL-TIME

| Attendance | Date           |
|------------|----------------|
| 63,816     | 7/3/84 vs CIN  |
| 63,816     | 7/3/84 vs CIN  |
| 61,068     | 9/1/03 vs BOS  |
| 40,720     | 5/11/47 vs BKN |
| 63,346     | 8/10/79 vs PIT |
| 60,985     | 4/9/93 vs CHI  |
| 60,404     | 4/13/81 vs PIT |
| 51,381     | 5/28/79 vs CHI |
| 63,283     | 7/4/77 vs NYM  |
| 61,068     | 9/1/03 vs BOS  |
| 63,501     | 7/5/82 vs SF   |
| 63,816     | 7/3/84 vs CIN  |
| 57,903     | 6/23/93 vs ATL |
| 55,884     | 7/29/93 vs STL |
| 63,346     | 8/10/79 vs PIT |
| 58,086     | 7/3/99 vs CHI  |
| 60,960     | 6/22/03 vs BOS |
| 57,903     | 6/23/93 vs ATL |
| 27,720     | 7/5/82 vs SF   |
| 22,511     | 8/5/82 vs MTL  |

## BY TEAM

### CITIZENS BANK PARK

|               | Attendance | Date (D/N)        |
|---------------|------------|-------------------|
| Arizona       | 45,894     | 8/17/11 (N)       |
| Atlanta       | 45,853     | 7/10/11 (D)       |
| Chicago       | 45,738     | 6/11/11 (D)       |
| Cincinnati    | 45,841     | 5/23/11 (N)       |
| Colorado      | 45,425     | 5/19/11 (N)       |
| Los Angeles   | 45,777     | 6/6/11 (N)        |
| Miami         | 45,880     | 6/15/11 (gm2) (N) |
| Milwaukee     | 45,743     | 4/20/11 (D)       |
| New York Mets | 45,829     | 4/15/12 (D)       |
| Pittsburgh    | 45,809     | 7/31/11 (D)       |
| St. Louis     | 45,572     | 9/16/11 (N)       |
| San Diego     | 45,640     | 7/25/11 (D)       |
| San Francisco | 45,989     | 7/21/12 (D)       |
| Washington    | 45,762     | 8/12/11 (N)       |

### ALL-TIME

| Attendance | Date (D/N)    |
|------------|---------------|
| 45,894     | 8/17/11 (N)   |
| 60,120     | 5/6/73 (D)    |
| 61,177     | 7/15/77 (TWN) |
| 63,816     | 7/3/84 (N)    |
| 58,627     | 4/11/94 (D)   |
| 60,942     | 7/5/76 (N)    |
| 58,508     | 6/20/93 (D)   |
| 55,393     | 7/3/98 (N)    |
| 63,283     | 7/4/77 (N)    |
| 63,346     | 8/10/79 (TWN) |
| 60,561     | 8/10/81 (N)   |
| 57,521     | 7/3/93 (N)    |
| 63,501     | 7/5/82 (N)    |
| 55,352     | 4/10/71 (D)   |

## SEASON

|                                 | Attendance | Date                  |
|---------------------------------|------------|-----------------------|
| Home total                      | 3,680,718  | 2011                  |
| Home average                    | 45,441     | 81 dates, 2011        |
| Road total                      | 2,690,366  | 2008                  |
| Road average                    | 33,214     | 81 dates, 2008        |
| 4 games, 4 days                 | 185,679    | FLA (6/17-20/93)      |
| 4 games, 3 days                 | 181,690    | FLA (6/14-16/11)      |
| 3 games, 3 days                 | 174,953    | ATL (9/26-28/03)      |
| 5 games, 4 days                 | 186,389    | MTL (7/6-9/78)        |
| 2 games, 2 days                 | 91,636     | ARI (8/16-17/11)      |
| 6-date homestand                | 289,883    | STL-PIT (7/27-8/1/93) |
| Sellouts                        | 81         | 2010, 2011            |
| Consecutive sellouts            | 257        | 7/7/09-8/5/12         |
| Consecutive crowds, 40,000-plus | 313        | 5/1/09-4/5/13         |
| Crowds, 50,000-plus             | 16         | 1993                  |

## TOP 10 CROWDS AT CITIZENS BANK PARK

### Regular Season Only

| Attendance | Date           | Opponent |
|------------|----------------|----------|
| 45,989     | 7/21/12        | SF (D)   |
| 45,894     | 8/17/11        | ARI (N)  |
| 45,880     | 6/15/11 (gm 2) | FLA (N)  |
| 45,863     | 6/26/11        | OAK (D)  |
| 45,853     | 7/10/11        | ATL (D)  |
| 45,841     | 5/23/11        | CIN (N)  |
| 45,829     | 4/15/12        | NYM (D)  |
| 45,810     | 6/30/11        | BOS (D)  |
| 45,809     | 7/31/11        | PIT (D)  |
| 45,800     | 7/27/11        | SF (N)   |

### Overall

| Attendance | Date     | Opponent |
|------------|----------|----------|
| 46,575     | 10/2/11  | STL (N)  |
|            |          | NLDS #2  |
| 46,530     | 10/7/11  | STL (N)  |
|            |          | NLDS #5  |
| 46,528     | 10/8/09  | COL (D)  |
|            |          | NLDS #2  |
| 46,511     | 10/8/10  | CIN (N)  |
|            |          | NLDS #2  |
| 46,480     | 10/1/11  | STL (N)  |
|            |          | NLDS #1  |
| 46,452     | 10/7/09  | COL (D)  |
|            |          | NLDS #1  |
| 46,411     | 10/6/10  | CIN (N)  |
|            |          | NLDS #1  |
| 46,214     | 10/21/09 | LAD (N)  |
|            |          | NLCS #5  |
| 46,208     | 10/2/08  | MIL (N)  |
|            |          | NLDS #2  |
| 46,178     | 11/2/09  | NYN (N)  |
|            |          | WS #5    |



## ALL-TIME WIN-LOSS RECORDS

### RECORD VS OPPONENTS SINCE 1883

| Franchise                | Record      | Pct. |
|--------------------------|-------------|------|
| Arizona                  | 79-82       | .491 |
| Atlanta-Milwaukee-Boston | 1,193-1,310 | .477 |
| Chicago                  | 1,120-1,242 | .474 |
| Cincinnati               | 966-1,141   | .458 |
| Colorado                 | 119-95      | .556 |
| Los Angeles-Brooklyn     | 926-1,181   | .439 |
| Miami                    | 273-229     | .544 |
| Milwaukee*               | 90-74       | .549 |
| New York Mets            | 541-513     | .513 |
| Pittsburgh               | 1,079-1,223 | .469 |
| St. Louis                | 978-1,240   | .441 |
| San Diego                | 279-223     | .556 |
| San Francisco-New York   | 935-1,276   | .423 |
| Washington-Montreal      | 479-443     | .520 |

\* Milwaukee switched to the NL in 1998.

### REGULAR SEASON RECORD BY BALLPARK

| Ballpark (Opening Year)         | Record  | Pct. |
|---------------------------------|---------|------|
| Chase Field (1998)              | 34-45   | .430 |
| Truist Park (2017)              | 17-32   | .347 |
| Wrigley Field (1916)            | 399-491 | .448 |
| Great American Ball Park (2003) | 30-34   | .469 |
| Coors Field (1995)              | 44-51   | .463 |
| Dodger Stadium (1962)           | 144-178 | .447 |
| loanDepot park (2012)           | 46-55   | .455 |
| American Family Field (2001)    | 36-31   | .537 |
| Citi Field (2009)               | 55-69   | .444 |
| PNC Park (2001)                 | 27-39   | .409 |
| Busch Stadium (2006)            | 30-33   | .476 |
| Petco Park (2004)               | 40-19   | .678 |
| Oracle Park (2000)              | 26-48   | .351 |
| Nationals Park (2008)           | 67-71   | .486 |

### INTERLEAGUE PLAY

| Year | W-L  | Home | Road | Year          | W-L            | Home           | Road          |
|------|------|------|------|---------------|----------------|----------------|---------------|
| 1997 | 5-10 | 4-2  | 1-8  | 2010          | 10-8           | 7-5            | 3-3           |
| 1998 | 7-9  | 3-5  | 4-4  | 2011          | 9-6            | 6-3            | 3-3           |
| 1999 | 11-7 | 5-4  | 6-3  | 2012          | 5-10           | 2-4            | 3-6           |
| 2000 | 9-9  | 5-4  | 4-5  | 2013          | 7-13           | 5-5            | 2-8           |
| 2001 | 7-11 | 4-5  | 3-6  | 2014          | 7-13           | 5-5            | 2-8           |
| 2002 | 10-8 | 3-6  | 7-2  | 2015          | 8-12           | 5-5            | 3-7           |
| 2003 | 8-7  | 4-5  | 4-2  | 2016          | 11-9           | 7-3            | 4-6           |
| 2004 | 9-9  | 5-4  | 4-5  | 2017          | 5-15           | 3-7            | 2-8           |
| 2005 | 7-8  | 3-3  | 4-5  | 2018          | 12-8           | 5-5            | 7-3           |
| 2006 | 5-13 | 3-6  | 2-7  | 2019          | 11-9           | 4-6            | 7-3           |
| 2007 | 8-7  | 6-3  | 2-4  | 2020          | 7-13           | 6-6            | 1-7           |
| 2008 | 4-11 | 2-7  | 2-4  | 2021          | 8-12           | 5-5            | 3-7           |
| 2009 | 6-12 | 1-8  | 5-4  | 2022          | 9-11           | 6-4            | 3-7           |
|      |      |      |      | <b>Totals</b> | <b>205-260</b> | <b>114-125</b> | <b>91-135</b> |

| Team        | Record  | Pct. |
|-------------|---------|------|
| Baltimore   | 29-33   | .468 |
| Boston      | 33-48   | .407 |
| Chicago     | 11-8    | .579 |
| Cleveland   | 11-8    | .579 |
| Detroit     | 10-12   | .455 |
| Houston*    | 294-281 | .511 |
| Kansas City | 8-7     | .533 |
| Los Angeles | 4-12    | .250 |
| Minnesota   | 10-11   | .476 |
| New York    | 19-19   | .500 |
| Oakland     | 10-11   | .476 |
| Seattle     | 8-11    | .421 |
| Tampa Bay   | 12-22   | .353 |
| Texas       | 7-12    | .368 |
| Toronto     | 28-42   | .400 |

| Ballpark                     | Record | Pct. |
|------------------------------|--------|------|
| Camden Yards (1992)          | 16-15  | .516 |
| Fenway Park (1912)           | +18-32 | .360 |
| Guaranteed Rate Field (1991) | 2-3    | .400 |
| Progressive Field (1994)     | 4-7    | .364 |
| Comerica Park (2000)         | 6-5    | .545 |
| Minute Maid Park (2000)      | 19-29  | .396 |
| Kauffman Stadium (1973)      | 3-3    | .500 |
| Angel Stadium (1966)         | 1-7    | .125 |
| Target Field (2010)          | 4-5    | .444 |
| Yankee Stadium (2009)        | 6-6    | .500 |
| Oakland Coliseum (1968)      | 3-6    | .333 |
| T-Mobile Park (1999)         | 6-5    | .545 |
| Tropicana Field (1998)       | 6-11   | .353 |
| Globe Life Field (2020)      | 0-0    | .000 |
| Rogers Centre (1989)         | 12-17  | .414 |
| Sahlen Field (Buffalo)       | 0-2    | .000 |
| TD Ballpark (Dunedin)        | 1-2    | .333 |

\* Houston switched to the AL in 2013; + Includes NL games played in 1914-15

## BEST SEASON RECORDS

All records are from 1950 to present unless otherwise indicated.

| HOME GAMES |         |      | DAY GAMES   |        |      | VS LHP |        |      | EXTRA-INNING GAMES |        |      | ONE-RUN GAMES |        |      |
|------------|---------|------|-------------|--------|------|--------|--------|------|--------------------|--------|------|---------------|--------|------|
| Year       | Record  | Pct. | Year        | Record | Pct. | Year   | Record | Pct. | Year               | Record | Pct. | Year          | Record | Pct. |
| 1977       | 60-21   | .741 | 2021        | 34-18  | .654 | 2011   | 30-14  | .682 | 1968               | 9-2    | .818 | 1950          | 30-16  | .652 |
| 1901       | 46-23   | .667 | 2011        | 33-18  | .647 | 1955   | 29-15  | .659 | 1979               | 11-3   | .786 | 1962          | 26-14  | .650 |
| 1978       | 54-28   | .659 | 2005        | 34-20  | .630 | 1976   | 31-17  | .646 | 2003               | 10-3   | .769 | 2010          | 29-17  | .630 |
| 1900       | 45-23-2 | .657 | 2009        | 28-17  | .622 | 2009   | 29-16  | .644 | 1967               | 12-5   | .706 | 1964          | 28-18  | .609 |
| 1976       | 53-28   | .654 | 1976        | 36-23  | .610 | 1993   | 31-18  | .633 | 1916               | 9-4    | .692 | 2011          | 28-19  | .596 |
|            |         |      |             |        |      |        |        |      | 1934               | 9-4    | .692 |               |        |      |
| ROAD GAMES |         |      | NIGHT GAMES |        |      | VS RHP |        |      | SHO GAMES          |        |      | DOUBLEHEADERS |        |      |
| Year       | Record  | Pct. | Year        | Record | Pct. | Year   | Record | Pct. | Year               | Record | Pct. | Year          | Record | Pct. |
| 2011       | 50-31   | .617 | 1950        | 36-19  | .655 | 1977   | 79-45  | .637 | 1993               | 11-2   | .846 | 2003          | 2-0-1  | .833 |
| 1976       | 48-33   | .593 | 1977        | 71-39  | .645 | 1976   | 70-44  | .614 | 2011               | 21-7   | .750 | 2004          | 2-0-1  | .833 |
| 2009       | 48-33   | .593 | 1976        | 65-38  | .631 | 2011   | 72-46  | .610 | 2002               | 9-3    | .750 | 2009          | 2-0-1  | .833 |
| 1913       | 45-30-6 | .592 | 2010        | 70-41  | .631 | 2010   | 69-45  | .605 | 2010               | 21-11  | .656 | 2001          | 3-1-1  | .700 |
| 1905       | 44-33-1 | .571 | 2011        | 69-42  | .622 | 1963   | 64-44  | .593 | 2012               | 11-6   | .647 | 1967          | 7-2-6  | .667 |
|            |         |      |             |        |      |        |        |      |                    |        |      | 1974          | 6-2-4  | .667 |

### SEASON STARTS

| BEST |                                | WORST |                             |
|------|--------------------------------|-------|-----------------------------|
| Year | W-L                            | Year  | W-L                         |
| 1911 | 12-3; 13-3; 14-4               | 1883  | 0-8                         |
| 1915 | 8-0                            | 1928  | 4-19; 5-23                  |
| 1964 | 10-2                           | 1930  | 6-15; 11-22                 |
| 1976 | 22-8; 26-9                     | 1934  | 0-7; 2-8; 4-13; 6-14        |
| 1979 | 12-4; 14-5; 21-7               | 1938  | 1-10; 2-11; 3-13; 4-15      |
| 1981 | 11-5                           | 1941  | 2-9; 3-10                   |
| 1993 | 7-1; 17-5; 23-7; 28-12         | 1942  | 2-7; 3-12; 5-15; 6-17; 8-22 |
| 1995 | 10-3; 15-5; 23-8               | 1945  | 2-7; 3-13                   |
| 2001 | 6-2; 14-6; 20-12; 25-16; 30-17 | 1946  | 1-5; 2-11                   |
| 2010 | 7-1; 18-11; 24-13              | 1982  | 2-8; 3-11                   |
| 2011 | 3-0; 5-1; 10-4; 15-6; 21-9     | 1985  | 1-8                         |
| 2019 | 4-0; 5-1; 7-2                  | 1987  | 1-8                         |
| 2021 | 4-0; 5-1                       | 2000  | 6-14; 7-18                  |
|      |                                | 2002  | 8-18                        |
|      |                                | 2004  | 1-6                         |
|      |                                | 2006  | 1-6                         |
|      |                                | 2007  | 1-6; 4-11                   |

### BROTHERS WHO PLAYED FOR THE PHILLIES

Dave and Dennis Bennett\*  
 Dino and Lou Chiozza\*  
 Ed and Tom Delahanty\*  
 Garvin and Granny Hamner\*  
 Fritz and George Knothe  
 Laynce and Jayson Nix  
 Bill and Roy Thomas\*  
 Jim and Wally Westlake

*\*were teammates*

# BEST/WORST HOMESTANDS & ROAD TRIPS

Minimum 6 games

## BEST HOMESTANDS

| Pct.  | W-L    | Dates                 | Opponents               |
|-------|--------|-----------------------|-------------------------|
| 1.000 | 8-0    | June 30-July 7, 1977  | PIT, NYM                |
| 1.000 | 7-0    | Sept. 24-28, 1929     | BKN, BOS                |
| 1.000 | 7-0    | May 13-18, 1975       | CIN, ATL                |
| 1.000 | 7-0    | Aug. 6-12, 1991       | CHI, MTL                |
| 1.000 | 7-0    | July 23-29, 2010      | COL, ARI                |
| 1.000 | 6-0    | June 18-22, 1892      | BKN, BAL                |
| 1.000 | 6-0    | Sept. 5-9, 1905       | BKN, BOS                |
| 1.000 | 6-0    | Sept. 7-12, 2012      | COL, MIA                |
| .933  | 14-1   | July 7-23, 1890       | CIN, CLE, PIT, CHI, PIT |
| .923  | 12-1   | May 31-June 12, 2005  | SF, ARI, TEX, MIL       |
| .900  | 9-1    | July 3-12, 2009       | NYM, CIN, PIT           |
| .889  | 8-1    | May 27-June 4, 1986   | SF, SD, LAD             |
| .889  | 8-1    | May 3-12, 2002        | COL, HOU, ARI           |
| .875  | 7-1-1  | April 22-May 1, 1897  | NYG, BOS, BKN           |
| .875  | 7-1    | April 22-May 4, 1909  | BOS, BKN, NYG           |
| .875  | 14-2   | July 14-24, 1955      | MIL, CHI, CIN, STL      |
| .875  | 7-1    | May 3-11, 2006        | ATL, SF, NYM            |
| .867  | 13-2-3 | Sept. 22-Oct. 9, 1886 | WSH, CHI, STL, KC, DET  |
| .867  | 13-2   | May 9-26, 1917        | STL, PIT, CHI, CIN      |
| .857  | 6-1    | July 22-29, 1901      | BOS, BKN                |
| .857  | 6-1    | Sept. 12-18, 1986     | NYM, PIT, STL           |
| .857  | 6-1    | Sept. 1-7, 2003       | BOS, MTL, NYM           |
| .857  | 6-1    | Sept. 11-17, 2009     | NYM, WSH                |
| .857  | 6-1    | Aug. 4-11, 2022       | WSH, MIA                |
| .846  | 11-2   | July 22-Aug. 3, 1952  | PIT, CHI, CIN, STL      |

## WORST HOMESTANDS

| Pct. | W-L   | Dates                 | Opponents               |
|------|-------|-----------------------|-------------------------|
| .000 | 0-7   | Sept. 21-27, 1964     | CIN, MIL                |
| .000 | 0-6   | May 1-7, 1883         | PRO, BOS                |
| .000 | 0-6   | June 15-20, 2016      | TOR, ARI                |
| .000 | 0-6   | Aug. 29-Sept. 4, 2016 | WSH, ATL                |
| .100 | 1-9-1 | July 6-20, 1941       | NYG, PIT, STL, CHI, CIN |
| .100 | 1-9   | Aug. 9-19, 2004       | COL, SF, HOU            |
| .111 | 1-8   | May 4-13, 1937        | CHI, PIT, CIN, STL      |
| .111 | 1-8   | Aug. 20-29, 1979      | ATL, HOU, CIN           |
| .111 | 1-8   | June 12-21, 2009      | BOS, TOR, BAL           |
| .125 | 1-7   | June 13-22, 1961      | STL, CIN, PIT           |
| .143 | 1-6   | June 18-22, 1929      | BOS, NYG                |
| .143 | 1-6   | Sept. 23-28, 1939     | BKN, BOS, NYG           |
| .143 | 1-6   | May 16-26, 1960       | STL, CHI, LAD, SF       |
| .143 | 1-6   | April 10-16, 1987     | CHI, NYM                |
| .143 | 1-6   | June 24-July 2, 1921  | NYG, BKN                |
| .143 | 1-6   | July 1-7, 1991        | STL, NYM                |
| .143 | 1-6   | June 27-July 3, 1995  | CIN, ATL                |
| .143 | 1-6   | Aug. 8-14, 1995       | NYM, MTL                |
| .143 | 1-6   | Sept. 3-9, 1999       | CIN, HOU                |
| .143 | 1-6   | June 1-7, 2012        | MIA, LAD                |
| .143 | 1-6   | June 26-July 2, 2015  | WSH, MIL                |
| .143 | 1-6-1 | June 27-July 2, 1961  | SF, LAD                 |

## BEST ROAD TRIPS

| Pct.  | W-L | Dates                 | Opponents        |
|-------|-----|-----------------------|------------------|
| 1.000 | 7-0 | July 11-15, 1968      | PIT, NYM         |
| 1.000 | 6-0 | April 14-21, 1915     | BOS, NYG         |
| .900  | 9-1 | Aug. 1-10, 2011       | COL, SF, LAD     |
| .875  | 7-1 | Sept. 22-28, 1983     | MTL, STL, CHI    |
| .857  | 6-1 | April 12-18, 1911     | NYG, BOS         |
| .857  | 6-1 | Aug. 29-Sept. 2, 1929 | BOS, BKN, NYG    |
| .857  | 6-1 | July 1-6, 1958        | PIT, MIL, CIN    |
| .857  | 6-1 | May 29-June 4, 1967   | SF, LAD, HOU     |
| .857  | 6-1 | May 2-8, 1995         | CIN, ATL         |
| .857  | 6-1 | Aug. 27-Sept. 2, 2010 | SD, LAD, COL     |
| .833  | 5-1 | May 26-30, 1954       | BKN, PIT         |
| .833  | 5-1 | Sept. 3-9, 1962       | HOU, MIL         |
| .833  | 5-1 | May 18-22, 1974       | PIT, STL         |
| .833  | 5-1 | April 14-21, 1976     | MTL, CHI, PIT    |
| .833  | 5-1 | May 28-June 2, 1993   | COL, CIN         |
| .833  | 5-1 | May 12-17, 1995       | HOU, FLA         |
| .833  | 5-1 | May 7-12, 1999        | COL, STL         |
| .833  | 5-1 | June 7-12, 2002       | DET, CLE         |
| .833  | 5-1 | Aug. 20-25, 2002      | MIL, STL         |
| .833  | 5-1 | June 24-29, 2003      | ATL, BAL         |
| .833  | 5-1 | Sept. 21-26, 2004     | FLA, MTL         |
| .833  | 5-1 | Aug. 9-14, 2005       | LAD, SD          |
| .833  | 5-1 | July 29-Aug. 3, 2008  | WSH, STL         |
| .833  | 5-1 | Sept. 16-21, 2008     | ATL, FLA         |
| .833  | 5-1 | April 5-11, 2010      | WSH, HOU         |
| .833  | 5-1 | Sept. 10-15, 2010     | NYM, FLA         |
| .833  | 5-1 | April 22-28, 2016     | MIL, WSH         |
| .818  | 9-2 | June 24-July 2, 1969  | NYM, MTL, PIT    |
| .818  | 9-2 | May 9-20, 1984        | HOU, SD, LAD, SF |

## WORST ROAD TRIPS

| Pct. | W-L   | Dates                 | Opponents                         |
|------|-------|-----------------------|-----------------------------------|
| .000 | 0-9   | Aug. 11-24, 1883      | NYG, BOS, PRO                     |
| .000 | 0-8   | June 8-16, 2015       | CIN, PIT, BAL                     |
| .000 | 0-8   | Sept. 20-27, 2018     | ATL, COL                          |
| .000 | 0-7   | April 23-29, 1938     | BOS, NYG, BKN                     |
| .000 | 0-7   | Aug. 2-6, 1961        | CIN, STL                          |
| .000 | 0-7   | July 19-25, 1968      | CIN, STL                          |
| .000 | 0-7   | June 26-July 2, 1997  | ATL, BAL                          |
| .000 | 0-7   | Aug. 27-Sept. 2, 1999 | COL, SF                           |
| .000 | 0-6   | June 27-July 3, 1919  | BKN, BOS                          |
| .000 | 0-6   | April 17-22, 1934     | NYG, BKN                          |
| .000 | 0-6   | Aug. 10-16, 1942      | BKN, NYG                          |
| .000 | 0-6   | May 19-25, 1975       | HOU, CIN                          |
| .000 | 0-6   | June 22-27, 1990      | NYM, PIT                          |
| .000 | 0-6   | June 13-19, 1996      | COL, STL                          |
| .000 | 0-6-1 | April 23-29, 1935     | BKN, NYG, BOS                     |
| .071 | 1-13  | July 25-Aug. 6, 1939  | PIT, CIN, CHI, STL                |
| .091 | 1-10  | Aug. 11-20, 1961      | PIT, CHI, MIL                     |
| .100 | 1-9   | May 29-June 7, 1884   | BOS, PRO, BOS, PRO, NYG           |
| .105 | 2-17  | May 5-27, 1928        | CHI, STL, CIN, PIT, BKN, BOS, NYG |
| .100 | 1-9   | May 22-June 1, 1972   | MTL, PIT, NYM                     |
| .111 | 1-8   | June 19-29, 1883      | BOS, PRO, BOS, PRO, NYG           |
| .111 | 1-8   | Aug. 16-24, 1988      | LAD, SF, SD                       |
| .111 | 1-8   | May 23-31, 1989       | LAD, SF, SD                       |
| .111 | 1-8   | July 28-Aug. 6, 1995  | CHI, ATL, CIN                     |
| .111 | 1-8   | July 19-28, 2013      | NYM, STL, DET                     |

# SWEEP INFORMATION

## LAST SWEEP BY PHILLIES

## LAST SWEEP BY OPPONENT

### 3-GAME SERIES

| @PHI        | @OPP        |            | @PHI       | @OPP        |
|-------------|-------------|------------|------------|-------------|
| 5/15-17/15  | 6/27-29/16  | <b>ARI</b> | 6/16-18/17 | 8/17-19/21  |
| 4/1-4/21    | 6/16-18/14  | <b>ATL</b> | 9/2-4/16   | 9/16-18/22  |
| 8/13-15/19  | 7/24-26/15  | <b>CHI</b> | 7/22-24/22 | 9/27-29/22  |
| 4/9-11/18   | 5/12-14/06  | <b>CIN</b> | 6/27-29/95 | 4/4-7/16    |
| 5/17-19/19  | 8/1-3/11    | <b>COL</b> | 5/29-31/15 | 4/26-28/02  |
| 5/18-20/04  | 8/8-10/11   | <b>LAD</b> | 8/22-24/97 | 5/31-6/2/19 |
| 9/12-14/17  | 7/15-17/22  | <b>MIA</b> | 6/21-23/19 | 5/29-31/17  |
| 7/23-25/12  | 6/7-9/22    | <b>MIL</b> | 4/8-10/14  | 8/14-16/15  |
| 8/6-8/21    | 4/26-28/13  | <b>NYM</b> | 4/10-12/17 | 5/27-29/22  |
| 7/29-31/11  | 7/10-12/98  | <b>PIT</b> | 9/18-20/00 | 6/12-14/15  |
| 8/15-17/03  | 8/1-3/06    | <b>STL</b> | 4/3-6/06   | 6/9-11/17   |
| 6/10-12/14  | 8/7-9/15    | <b>SD</b>  | 8/25-27/98 | 8/14-16/17  |
| 5/5-7/06    | 5/18-20/84  | <b>SF</b>  | 8/13-15/04 | 9/2-4/22    |
| 9/9-11/22   | 8/30-9/2/21 | <b>WSH</b> | 9/11-12/18 | 6/19-20/19  |
| None        | 6/27-29/03  | <b>BAL</b> | 8/11-13/20 | 6/30-7/2/97 |
| 6/2-4/00    | None        | <b>BOS</b> | 6/24-26/05 | 9/4-6/15    |
| 6/11-13/07  | None        | <b>CWS</b> | None       | None        |
| 4/29-5/1/16 | None        | <b>CLE</b> | None       | None        |
| None        | 6/7-9/02    | <b>DET</b> | None       | 7/26-28/13  |
| 8/5-7/14    | 4/9-11/10   | <b>HOU</b> | 9/5-7/05   | 7/25-27/05  |
| 6/3-5/22    | None        | <b>LAA</b> | 6/20-22/08 | 8/1-3/17    |
| 9/1-3/97    | None        | <b>NYJ</b> | None       | 6/30-7/2/98 |
| None        | None        | <b>SEA</b> | 6/3-5/03   | None        |
| None        | 4/13-15/18  | <b>TB</b>  | None       | 9/25-27/20  |
| 6/7-9/05    | None        | <b>TEX</b> | None       | 5/16-18/17  |
| None        | None        | <b>TOR</b> | 6/16-18/09 | 6/15-17/12  |

### 4-GAME SERIES

| @PHI         | @OPP           |            | @PHI          | @OPP            |
|--------------|----------------|------------|---------------|-----------------|
| None         | None           | <b>ARI</b> | 6/17-20/16    | None            |
| 7/28-31/17   | 5/5-8/95       | <b>ATL</b> | 6/27-29/14    | 9/20-23/18      |
| 9/29-10/2/80 | 6/14-17/84     | <b>CHI</b> | 7/6-8/45 (5G) | 5/11-13/73      |
| 8/22-25/22   | 8/29-9/1/11    | <b>CIN</b> | 7/22-24/96    | 6/24-26/96      |
| 4/25-28/22   | None           | <b>COL</b> | None          | 9/24-27/18      |
| 8/22-25/08   | 8/29-9/1/85    | <b>LAD</b> | 6/4-7/12      | 8/11-14/08      |
| 8/2-5/18     | None           | <b>MIA</b> | None          | 7/26-29/04      |
| 5/3-6/21     | 7/7-10/14      | <b>MIL</b> | 6/29-7/2/15   | None            |
| 6/24-27/19   | 6/19-22/95     | <b>NYM</b> | 8/24-27/15    | None            |
| 4/19-22/18   | 7/28-31/22     | <b>PIT</b> | 8/2-4/40      | 8/8-10/80       |
| 8/26-28/37   | 8/3-6/1913     | <b>STL</b> | 6/30-7/2/72   | 8/4-7/86        |
| 8/25-27/97   | 4/21-24/11     | <b>SD</b>  | None          | 7/9-12/92       |
| 5/7-10/18    | 8/6-8/43 (NYG) | <b>SF</b>  | 7/31-8/3/98   | 8/30-9/2/99     |
| 8/4-7/22     | 8/2-5/21       | <b>WSH</b> | 9/20-22/11    | 9/23-26/19 (5G) |
| 7/21-23/78   | 7/17-19/62     | <b>HOU</b> | 8/23-26/10    | 9/4-7/09        |

HISTORY

## BEST/WORST MONTHLY RECORDS

| <b>BEST</b>                |        |       |
|----------------------------|--------|-------|
| Year                       | W-L-T  | Pct.  |
| <b>April</b>               |        |       |
| 1897                       | 7-1-1  | .875  |
| 1964                       | 9-2    | .818  |
| 1911                       | 11-3   | .786  |
| 1915                       | 11-3   | .786  |
| 1993                       | 17-5   | .773  |
| Most Wins: 18 – 2011       |        |       |
| <b>May</b>                 |        |       |
| 1976                       | 22-5   | .815  |
| 1995                       | 21-7   | .750  |
| 2001                       | 20-8   | .714  |
| 1913                       | 17-7   | .708  |
| 1982                       | 19-8   | .704  |
| Most Wins: 22 – 1976       |        |       |
| <b>June</b>                |        |       |
| 1892                       | 22-5   | .815  |
| 1981                       | 7-2    | .778  |
| 1893                       | 19-6   | .760  |
| 2022                       | 19-8   | .704  |
| 1899                       | 16-7   | .696  |
| Most Wins: 22 – 1892       |        |       |
| <b>July</b>                |        |       |
| 1890                       | 21-6   | .778  |
| 2009                       | 20-7   | .741  |
| 1886                       | 17-7   | .708  |
| 1952                       | 22-10  | .688  |
| 2011                       | 17-8   | .680  |
| Most Wins: 22 – 1952       |        |       |
| <b>August</b>              |        |       |
| 1977                       | 22-7   | .759  |
| 2011                       | 18-7   | .720  |
| 1950                       | 20-8-1 | .714  |
| 1891                       | 17-7-1 | .708  |
| 1887                       | 16-7-1 | .696  |
| Most Wins: 22 – 1977       |        |       |
| <b>September</b>           |        |       |
| 2010                       | 21-6   | .778  |
| 1887                       | 16-5   | .762  |
| 1983                       | 22-7   | .759  |
| 1916                       | 22-9-1 | .710  |
| 2004                       | 19-8   | .704  |
| Most Wins: 22 – 1916, 1983 |        |       |
| <b>October</b>             |        |       |
| 1907                       | 6-0    | 1.000 |
| 1887                       | 6-0-1  | 1.000 |
| 1925                       | 3-0    | 1.000 |
| 1965                       | 3-0-1  | 1.000 |
| 1976                       | 3-0    | 1.000 |
| Most Wins: 9 – 1898        |        |       |

| <b>WORST</b>           |        |      |
|------------------------|--------|------|
| Year                   | W-L-T  | Pct. |
| <b>April</b>           |        |      |
| 1938                   | 1-10   | .091 |
| 1935                   | 2-9-2  | .182 |
| 1946                   | 2-9    | .182 |
| 1904                   | 2-8-1  | .200 |
| 1943                   | 1-4    | .200 |
| Most Losses: 18 – 2002 |        |      |
| <b>May</b>             |        |      |
| 1928                   | 3-22   | .120 |
| 1904                   | 4-19   | .174 |
| 1883                   | 4-16   | .200 |
| 2017                   | 6-22   | .214 |
| 1923                   | 7-23   | .233 |
| Most Losses: 23 – 1923 |        |      |
| <b>June</b>            |        |      |
| 1997                   | 4-22   | .154 |
| 1936                   | 4-19   | .174 |
| 1921                   | 5-21   | .192 |
| 1938                   | 5-20   | .200 |
| 1942                   | 5-19   | .208 |
| Most Losses: 24 – 1945 |        |      |
| <b>July</b>            |        |      |
| 1883                   | 3-17   | .150 |
| 1928                   | 6-22   | .214 |
| 1941                   | 6-20-1 | .231 |
| 1939                   | 7-23   | .233 |
| 1930                   | 8-25   | .242 |
| Most Losses: 25 – 1930 |        |      |
| <b>August</b>          |        |      |
| 1883                   | 2-17   | .105 |
| 1936                   | 4-24   | .143 |
| 1934                   | 4-21   | .160 |
| 1961                   | 7-26   | .212 |
| 1927                   | 7-25-1 | .219 |
| Most Losses: 26 – 1961 |        |      |
| <b>September</b>       |        |      |
| 1939                   | 6-27   | .182 |
| 1883                   | 3-13-1 | .188 |
| 1924                   | 6-21   | .222 |
| 1942                   | 6-21   | .222 |
| 1927                   | 6-20   | .231 |
| Most Losses: 27 – 1939 |        |      |
| <b>October</b>         |        |      |
| 1927                   | 0-3    | .000 |
| 1987                   | 0-3    | .000 |
| 1937                   | 0-2    | .000 |
| 1938                   | 0-2    | .000 |
| 1969                   | 0-2    | .000 |
| Most Losses: 7 – 1911  |        |      |

### 20 OR MORE WINS IN A MONTH

|        |                |       |                |        |                |       |             |
|--------|----------------|-------|----------------|--------|----------------|-------|-------------|
| 22-5   | June 1892      | 21-10 | August 1899    | 21-10  | July 1963      | 20-11 | August 1967 |
| 22-9-1 | September 1916 | 21-6  | July 1890      | 21-7   | May 1995       | 20-11 | June 1975   |
| 22-10  | July 1952      | 21-10 | July 1912      | 21-6   | September 2010 | 20-9  | June 1976   |
| 22-5   | May 1976       | 21-10 | September 1915 | 20-12  | July 1908      | 20-9  | August 1991 |
| 22-7   | August 1977    | 21-11 | August 1917    | 20-11  | June 1949      | 20-8  | May 2001    |
| 22-7   | September 1983 | 21-13 | July 1950      | 20-8-1 | August 1950    | 20-7  | July 2009   |
|        |                | 21-14 | July 1955      | 20-11  | July 1957      |       |             |

# LONG GAMES

## LONGEST EXTRA-INNING GAMES

| Innings | Date             | Clubs/Score             |
|---------|------------------|-------------------------|
| 21      | 7/17/1918 at CHI | Cubs 2, Phillies 1      |
| 20      | 8/24/1905 vs CHI | Cubs 2, Phillies 1      |
| 20      | 4/30/1919 vs BKN | Phillies 9, Robins 9    |
| 20      | 5/4/1973 vs ATL  | Phillies 5, Atlanta 4   |
| 20      | 7/7/1993 vs LAD  | Phillies 7, Dodgers 6   |
| 19      | 6/13/1918 vs STL | Phillies 8, Cardinals 8 |
| 19      | 9/15/1950 vs CIN | Phillies 8, Reds 7      |
| 19      | 5/25/2011 vs CIN | Phillies 5, Reds 4      |
| 18      | 6/1/1919 at BKN  | Phillies 10, Robins 9   |
| 18      | 6/9/1949 vs PIT  | Phillies 4, Pirates 3   |
| 18      | 10/2/1965 at NYM | Phillies 0, Mets 0      |
| 18      | 5/21/1967 vs CIN | Phillies 2, Reds 1      |
| 18      | 8/1/1972 at NYM  | Mets 3, Phillies 2      |
| 18      | 8/24/2013 vs ARI | D-backs 12, Phillies 7  |
| 17      | 9/2/1908 vs BKN  | Phillies 3, Superbas 2  |
| 17      | 9/6/1952 vs BOS  | Phillies 7, Braves 6    |
| 17      | 6/2/1972 vs CIN  | Reds 6, Phillies 3      |
| 17      | 9/13/1974 vs STL | Cardinals 7, Phillies 3 |
| 17      | 8/21/1980 vs SD  | Phillies 9, Padres 8    |
| 17      | 9/21/1981 at MTL | Expos 1, Phillies 0     |
| 17      | 6/27/1986 at STL | Phillies 2, Cardinals 1 |
| 17      | 6/27/2003 at BAL | Phillies 4, Orioles 2   |

HISTORY

## LATEST-ENDING GAMES

|           |   |
|-----------|---|
| 4:40 a.m. | 7/2/1993 vs SD (DH and rain)              |
| 3:23 a.m. | 8/10/1977 vs MTL (DH and rain)            |
| 3:15 a.m. | 9/26/1975 vs NYM (DH and rain)            |
| 3:11 a.m. | 6/9/1980 vs SF (rain)                     |
| 2:13 a.m. | 7/26/1988 vs NYM (rain)                   |
| 2:12 a.m. | 8/24/2013 vs ARI (extra innings)          |
| 2:07 a.m. | 9/28/2006 at WSH (rain)                   |
| 2:06 a.m. | 9/13/1974 vs STL (extra innings and rain) |
| 2:06 a.m. | 6/12/2000 vs FLA (rain)                   |

## LONGEST RAIN DELAYS

|                      |  |
|----------------------|--|
| 5 hours, 54 minutes  | 7/2/1993 vs SD (three delays in game 1 of 1:10, 1:56 and 2:48)                     |
| 5 hours              | 6/9/1980 vs SF (two delays of 1:28 and 3:32)                                       |
| 4 hours, 56 minutes* | 8/10/1977 vs MTL; DH (two delays in game 1 of 1:03 and 2:27; 1:26 delay in game 2) |
| 4 hours, 27 minutes  | 9/28/2006 at WSH   |
| 3 hours, 57 minutes  | 4/30/2005 vs FLA (three delays of 1:01, :45 and 2:11)                              |
| 3 hours, 54 minutes  | 6/14/2004 vs CIN (three delays of 1:05, 2:18 and :31)                              |
| 3 hours, 51 minutes  | 6/15/1995 at COL   |
| 3 hours, 36 minutes  | 9/11/2022 vs WSH   |
| 3 hours, 34 minutes  | 6/12/2000 vs FLA (two delays of :59 and 2:35)                                      |
| 3 hours, 32 minutes  | 6/9/1980 vs SF (2nd delay)   |
| 3 hours, 30 minutes  | 8/10/1977 vs MTL (two delays in game 1 of 1:03 and 2:27)                           |
| 3 hours, 25 minutes  | 7/26/1988 vs NYM   |
| 3 hours, 10 minutes  | 10/4/1980 at MTL   |

\* Combined delay for both games of doubleheader.



## CLUB STREAKS

### WINNING

|    |  |
|----|--|
| 16 | 1887 (11 road), 1890 (2 road), 1892 (5 road)   |
| 13 | 1977 (5 road), 1991 (4 road)   |
| 12 | 1895 (all home)  |
| 11 | 1955 (all home), 1983 (6 road), 2010 (7 home)  |
| 10 | 1894 (all home), 1901 (3 road), 1984 (9 road), 2009 (7 home)                                 |
| 9  | 1892 (all home), 1905 (1 road), 1969 (all road), 2006 (3 road), 2011 (6 road), 2022 (3 road) |

### CONSECUTIVE WINS – HOME

|    |                        |
|----|------------------------|
| 16 | 1977, 1991             |
| 14 | 1890                   |
| 12 | 1895, 2010             |
| 11 | 1892, 1899, 1955, 1977 |

### CONSECUTIVE WINS – ROAD

|    |                                |
|----|--------------------------------|
| 13 | 1976 (CHI, PIT, ATL, HOU, STL) |
| 12 | 1887 (IND, DET, PIT, NYG)      |
| 10 | 1969 (NYM, MTL, PIT, CHI)      |
| 9  | 1954 (MIL, CIN, STL, BKN, PIT) |
|    | 1984 (SD, LA, SF)              |
| 8  | 1898 (CIN, STL, WSH)           |
|    | 1908 (CHI, STL)                |
|    | 1950 (STL, CIN, PIT, NYG)      |
|    | 1968 (CHI, PIT, NYM)           |
|    | 2002 (MIL, STL, NYM)           |
|    | 2011 (CHI, COL, SF)            |

### LOSING

|    |  |
|----|--|
| 23 | 1961   |
| 14 | 1883, 1927, 1936   |
| 13 | 1919 (twice), 1942, 1955   |
| 12 | 1897, 1904, 1922, 1928 (twice), 1944   |
| 11 | 1925, 1930, 1939, 1985, 1989, 1997, 1999   |
| 10 | 1897, 1903, 1910, 1924, 1928 (twice), 1931, 1939, 1945, 1948, 1956, 1961, 1964, 1970, 1972 |

### CONSECUTIVE LOSSES – HOME

|    |  |
|----|--|
| 13 | 1883, 1944                               |
| 12 | 1928, 1936                               |
| 10 | 1904, 1972                               |
| 9  | 1891, 1910, 1919, 1924, 1940, 1944, 1955 |

### CONSECUTIVE LOSSES – ROAD

|    |  |
|----|--|
| 17 | 1961   |
| 15 | 1928   |
| 14 | 1942, 1996   |
| 13 | 1919, 1927, 1948, 1997   |
| 12 | 1922, 1928, 1933, 1999, 2015   |
| 11 | 1883, 1925, 1934 (twice), 1972, 2013   |
| 10 | 1897 (twice), 1904, 1928, 1929, 1931, 1939, 1942, 1956, 1971, 1975, 1990, 2018 |

## MISCELLANEOUS CLUB RECORDS

Since 1900 ("Fewest" records do not include shortened seasons)

KEY: (ML) Major League record; (MLT) Major League record tied; (NL) Nat'l League record; (NLT) Nat'l League record tied

### HIGHEST WON-LOST PERCENTAGE

**Season**—.630 in 2011 (102-60)

**Lowest, season**—.278 in 1942 (42-109)

### MOST GAMES WON

**Season**—102 in 2011

**Consecutive, season**—13, 8/3-16/77; 7/30-8/12/1991

**Fewest, season**—42 in 1942

### MOST GAMES LOST

**Season**—111 in 1941

**Consecutive, season**—23, 7/29-8/20/1961

**Fewest, season**—60 in 2011

### MOST HOME GAMES

**Season**—84 in 2010

### FEWEST HOME GAMES

**Season**—79 in 1940, 1977, 1987

### HOME GAMES WON

**Season**—60 in 1977

**Consecutive**—16 in 1977 & 1991

**Fewest, season**—20 in 1923 (NL)

### ROAD GAMES WON

**Season**—50 in 2011

**Consecutive**—13 in 1976

**Fewest, season**—16 in 1930

### HOME GAMES LOST

**Season**—55 in 1923, 1940, 1945, 1961 (MLT)

**Consecutive**—12 in 1928

**Fewest, season**—21 in 1977

### ROAD GAMES LOST

**Season**—62 in 1939

**Consecutive**—17 in 1961

**Fewest, season**—30 in 1913

### LARGEST MARGIN OF VICTORY

**Game**—21 (22-1), 7/6/2009 vs CIN

### LARGEST MARGIN OF DEFEAT

**Game**—22 (24-2), 5/13/1902 vs CIN; (28-6), 7/6/1929 vs STL

### LARGEST DEFICIT TO OVERCOME IN VICTORY

**Game**—11, 4/17/1976 at CHI, 10 inn.; losing 12-1 & 13-2 (W 18-16)

### LONGEST GAMES

**Innings, opening game**—14, 4/17/1923 at BKN (T 5-5); 3/31/1998 at NYM (L 1-0) (NLT)

**Innings**—21, 7/17/1918 at CHI (L 2-1)

**Innings, at Vet**—20, 5/4/1973 vs ATL (W 5-4); 7/7/1993 vs LAD (W 7-6)

**Innings, at Citizens Bank Park**—19, 5/25/2011 vs CIN (W 5-4)

**Time, 9 innings**—4:30, 7/6/2018 at PIT (NLT)

**Time, extra innings**—7:06, 8/24/2013 vs ARI (18 inn.)

### SHORTEST GAME

**Time**—0:51, 9/28/1919 at NYG (gm 1) (L 6-1) (ML)

## AWARDS



# ALL-STAR SELECTIONS

|      |                        |      |                      |      |                         |      |                        |
|------|------------------------|------|----------------------|------|-------------------------|------|------------------------|
| 1933 | Dick Bartell, ss*      | 1961 | Art Mahaffey, rhp    | 1982 | Steve Carlton, lhp      | 2005 | Bobby Abreu, of*       |
|      | Chuck Klein, of*       | 1962 | Johnny Callison, of  |      | Pete Rose, 1b*          |      | Jimmy Rollins, ss      |
| 1935 | Jimmy Wilson, c*       |      | Art Mahaffey, rhp    |      | Mike Schmidt, 3b*       |      | Billy Wagner, lhp      |
| 1936 | Pinky Whitney, 3b*     | 1963 | Ray Culp, rhp        |      | Manny Trillo, 2b*       | 2006 | Tom Gordon, rhp        |
| 1937 | Bucky Walters, rhp     | 1964 | Jim Bunning, rhp     | 1983 | Mike Schmidt, 3b*       |      | Ryan Howard, 1b        |
| 1938 | Herschel Martin, of    |      | Johnny Callison, of  | 1984 | Al Holland, lhp         |      | Chase Utley, 2b*       |
| 1939 | Morrie Arnovich, of    |      | Chris Short, lhp     |      | Juan Samuel, 2b         | 2007 | Cole Hamels, lhp       |
| 1940 | Kirby Higbe, rhp       | 1965 | Dick Allen, 3b*      |      | Mike Schmidt, 3b*       |      | Aaron Rowand, of       |
|      | Pinky May, 3b          |      | Johnny Callison, of  | 1985 | Ozzie Virgil, c         |      | Chase Utley, 2b*       |
|      | Hugh Mulcahy, rhp      |      | Cookie Rojas, 2b     |      | Glenn Wilson, of        | 2008 | Brad Lidge, rhp        |
| 1941 | Cy Blanton, rhp        | 1966 | Dick Allen, 3b       | 1986 | Shane Rawley, lhp       |      | Chase Utley, 2b*       |
| 1942 | Danny Litwhiler, of    |      | Jim Bunning, rhp     |      | Mike Schmidt, 3b*       | 2009 | Ryan Howard, 1b        |
| 1943 | Babe Dahlgren, 1b      | 1967 | Dick Allen, 3b*      | 1987 | Steve Bedrosian, rhp    |      | Raúl Ibañez, of*       |
| 1944 | Ken Raffensberger, lhp |      | Chris Short, lhp     |      | Juan Samuel, 2b         |      | Chase Utley, 2b*       |
| 1946 | Del Ennis, of          | 1968 | Woodie Fryman, lhp   |      | Mike Schmidt, 3b*       |      | Shane Victorino, of#   |
|      | Frank McCormick, 1b    | 1969 | Grant Jackson, lhp   | 1988 | Kevin Gross, rhp        |      | Jayson Werth, of       |
|      | Emil Verban, 2b        | 1970 | Joe Hoerner, lhp     |      | Lance Parrish, c        | 2010 | Roy Halladay, rhp      |
| 1947 | Schoolboy Rowe, rhp    | 1971 | Rick Wise, rhp       | 1989 | Von Hayes, of           |      | Ryan Howard, dh*       |
|      | Emil Verban, 2b*       | 1972 | Steve Carlton, lhp   |      | Mike Schmidt, 3b^       |      | Chase Utley, 2b†       |
|      | Harry Walker, of*      | 1973 | Wayne Twitchell, rhp | 1990 | Lenny Dykstra, of*      | 2011 | Roy Halladay, rhp*     |
| 1948 | Richie Ashburn, of*    | 1974 | Larry Bowa, ss*      | 1991 | John Kruk, 1b           |      | Cole Hamels, lhp       |
| 1949 | Andy Seminick, c*      |      | Steve Carlton, lhp   | 1992 | Darren Daulton, c       |      | Cliff Lee, lhp         |
|      | Eddie Waitkus, 1b      |      | Dave Cash, 2b        |      | John Kruk, 1b           |      | Placido Polanco, 3bt   |
| 1950 | Willie Jones, 3b*      |      | Mike Schmidt, 3b     | 1993 | Darren Daulton, c*      |      | Shane Victorino, of    |
|      | Jim Konstanty, rhp     | 1975 | Larry Bowa, ss       |      | Dave Hollins, 3b        | 2012 | Cole Hamels, lhp       |
|      | Robin Roberts, rhp*    |      | Dave Cash, 2b        |      | John Kruk, 1b*          |      | Jonathan Papelbon, rhp |
|      | Dick Sisler, of        |      | Greg Luzinski, of    |      | Terry Mulholland, lhp*  |      | Carlos Ruiz, c         |
| 1951 | Richie Ashburn, of*    |      | Tug McGraw, lhp      | 1994 | Mariano Duncan, 2b*     | 2013 | Domonic Brown, of      |
|      | Del Ennis, of*         | 1976 | Bob Boone, c         |      | Lenny Dykstra, of*†     |      | Cliff Lee, lhp         |
|      | Willie Jones, 3b       |      | Larry Bowa, ss       |      | Danny Jackson, lhp      | 2014 | Chase Utley, 2b*       |
|      | Robin Roberts, rhp*    |      | Dave Cash, 2b        |      | Doug Jones, rhp         | 2015 | Jonathan Papelbon, rhp |
| 1952 | Granny Hamner, ss*     |      | Greg Luzinski, of*   | 1995 | Darren Daulton, c       | 2016 | Odúbel Herrera, of     |
|      | Robin Roberts, rhp     |      | Mike Schmidt, 3b     |      | Lenny Dykstra, of*      | 2017 | Pat Neshek, rhp        |
|      | Curt Simmons, lhp*     | 1977 | Steve Carlton, lhp   |      | Tyler Green, rhp        | 2018 | Aaron Nola, rhp        |
| 1953 | Richie Ashburn, of     |      | Greg Luzinski, of*   |      | Mickey Morandini, 2b    | 2019 | J.T. Realmuto, c       |
|      | Granny Hamner, ss      |      | Mike Schmidt, 3b     |      | Heathcliff Slocumb, rhp | 2020 | ASG not played         |
|      | Robin Roberts, rhp*    | 1978 | Bob Boone, c         | 1996 | Ricky Bottalico, rhp    | 2021 | J.T. Realmuto, c#      |
|      | Curt Simmons, lhp      |      | Larry Bowa, ss*      | 1997 | Curt Schilling, rhp     |      | Zack Wheeler, rhp      |
| 1954 | Smoky Burgess, c       |      | Greg Luzinski, of*   | 1998 | Curt Schilling, rhp     | 2022 | Bryce Harper, dht      |
|      | Granny Hamner, 2b*     | 1979 | Bob Boone, c#        | 1999 | Paul Byrd, rhp          |      | Kyle Schwarber, of     |
|      | Robin Roberts, rhp*    |      | Larry Bowa, ss*      |      | Mike Lieberthal, c      |      |                        |
| 1955 | Del Ennis, of*         |      | Steve Carlton, lhp*  |      | Curt Schilling, rhp*    |      |                        |
|      | Stan Lopata, c         |      | Pete Rose, 1b        | 2000 | Mike Lieberthal, c      |      |                        |
|      | Robin Roberts, rhp*    |      | Mike Schmidt, 3b*    | 2001 | Jimmy Rollins, ss       |      |                        |
| 1956 | Stan Lopata, c         | 1980 | Steve Carlton, lhp   | 2002 | Vicente Padilla, rhp    |      |                        |
|      | Robin Roberts, rhp     |      | Pete Rose, 1b        |      | Scott Rolen, 3b*        |      |                        |
| 1957 | Jack Sanford, rhp      |      | Mike Schmidt, 3b*†   |      | Jimmy Rollins, ss*      |      |                        |
|      | Curt Simmons, lhp*     | 1981 | Steve Carlton, lhp   | 2003 | Randy Wolf, lhp         |      |                        |
| 1958 | Richie Ashburn, of     |      | Pete Rose, 1b*       | 2004 | Bobby Abreu, of         |      |                        |
|      | Dick Farrell, rhp      |      | Dick Ruthven, rhp    |      | Jim Thome, 1b           |      |                        |
| 1959 | Gene Conley, rhp       |      | Mike Schmidt, 3b*    |      |                         |      |                        |
| 1960 | Tony Taylor, 2b        |      | Manny Trillo, 2b     |      |                         |      |                        |

\* Starter  
 ^ Elected starter but did not play because of retirement  
 # Started because of injury to elected starter  
 † Couldn't start because of injury

## July 13, 1943, Shibe Park

|    |   |    |   |
|----|---|----|---|
| NL | 3 | 10 | 3 |
| AL | 5 | 8  | 1 |

Bobby Doerr's three-run homer in the second inning propelled the AL All-Stars to their third straight victory before 31,938. Vince DiMaggio led the NL with a single, triple and home run. It was the first ASG played entirely under the lights. Winner: Dutch Leonard; Loser: Mort Cooper. Game was shortwaved to American servicemen throughout the world.

## July 8, 1952, Shibe Park

|    |   |   |   |
|----|---|---|---|
| AL | 2 | 5 | 0 |
| NL | 3 | 3 | 0 |

Only game in ASG history not to go nine innings as rain halted play after five innings. Jackie Robinson hit a solo homer in the first and Hank Sauer hit a two-run homer onto the LF roof in the fourth for all the NL runs. Two Philadelphia pitchers played in the game: Curt Simmons (Phillies) started for the NL and Bobby Shantz (A's) pitched the fifth for the AL, fanning Whitey Lockman, Robinson and Stan Musial to the delight of 32,785 fans. Winner: Bob Rush; Loser: Bob Lemon. Game was broadcast on Mutual Radio System and on NBC TV.

# MISCELLANEOUS ALL-STAR INFORMATION

## MOST SELECTIONS

### Pitchers

Robin Roberts, 7 times  
Steve Carlton, 7 times

### Hitters

Mike Schmidt, 12 times

## ROOKIES

Del Ennis, of, 1946  
Richie Ashburn, of, 1948  
Jack Sanford, rhp, 1957  
Ray Culp, rhp, 1963  
Juan Samuel, 2b, 1984  
Tyler Green, rhp, 1995  
Jimmy Rollins, ss, 2001

## PHILLIES STARTERS

(Position by Position)

### "Firsts"

C Jimmy Wilson, 1935  
1B Pete Rose, 1981  
2B Emil Verban, 1947  
SS Dick Bartell, 1933  
3B Pinky Whitney, 1936  
LF Del Ennis, 1955  
CF Harry Walker, 1947  
RF Chuck Klein, 1933  
P Robin Roberts, 1950  
DH Ryan Howard, 2010

### "Lasts"

J.T. Realmuto, 2021  
John Kruk, 1993  
Chase Utley, 2014  
Jimmy Rollins, 2002  
Scott Rolen, 2002  
Raúl Ibañez, 2009  
Shane Victorino, 2009  
Bobby Abreu, 2005  
Roy Halladay, 2011  
Ryan Howard, 2010

## WINNING PITCHERS

|                         |     |         |                           |
|-------------------------|-----|---------|---------------------------|
| Ken Raffensberger, lhp  | 7-1 | 7/11/44 | Forbes Field              |
| Doug Jones, rhp         | 8-7 | 7/12/94 | Three Rivers Stadium      |
| Heathcliff Slocumb, rhp | 3-2 | 7/11/95 | The Ballpark in Arlington |

## MANAGERS

|                |         |                      |             |
|----------------|---------|----------------------|-------------|
| Eddie Sawyer   | 7/10/51 | Briggs Stadium       | W, 8-3      |
| Gene Mauch     | 7/13/65 | Metropolitan Stadium | W, 6-5      |
| Dallas Green   | 8/9/81  | Municipal Stadium    | W, 5-4      |
| Paul Owens     | 7/10/84 | Candlestick Park     | W, 3-1      |
| Jim Fregosi    | 7/12/94 | Three Rivers Stadium | W, 8-7 (10) |
| Charlie Manuel | 7/14/09 | Busch Stadium        | L, 4-3      |
| Charlie Manuel | 7/13/10 | Angel Stadium        | W, 3-1      |

## HOME RUNS

|                     |         |                   |
|---------------------|---------|-------------------|
| Johnny Callison, rf | 7/7/64  | Shea Stadium      |
| Dick Allen, 3b      | 7/11/67 | Anaheim Stadium   |
| Greg Luzinski, lf   | 7/19/77 | Yankee Stadium    |
| Mike Schmidt, 3b    | 8/9/81  | Municipal Stadium |
| J.T. Realmuto, c    | 7/13/21 | Coors Field       |

## PHILLIES FIRSTS

### Hitters

At-Bat  
Run  
Hit  
Double  
Triple  
Home Run  
RBI  
Stolen Base  
Error

Chuck Klein, 7/6/33  
Richie Ashburn, 7/13/48  
Chuck Klein, 7/6/33  
Jimmy Wilson, 7/8/35  
Mike Schmidt, 7/17/79  
Johnny Callison, 7/7/64  
Pinky Whitney, 7/7/36  
Richie Ashburn, 7/13/48  
Andy Seminick, 7/12/49

### Pitchers

Game  
Win  
Loss  
Hit  
Run  
Walk  
Strikeout

Bucky Walters, 7/7/37  
Ken Raffensberger, 7/11/44  
Curt Simmons, 7/9/57  
Bucky Walters, 7/7/37  
Robin Roberts, 7/11/50  
Robin Roberts, 7/11/50  
Ken Raffensberger, 7/11/44

## MVP

Johnny Callison, rf  
7/7/64, Shea Stadium

Hit a 3-run HR in the bottom of the ninth off Dick Radatz to give the NL a 7-4 win

## HR DERBY PARTICIPANTS

|      |                |
|------|----------------|
| 2004 | Jim Thome      |
| 2005 | Bobby Abreu*   |
| 2006 | Ryan Howard*   |
| 2007 | Ryan Howard    |
| 2008 | Chase Utley    |
| 2009 | Ryan Howard    |
| 2018 | Rhys Hoskins   |
| 2022 | Kyle Schwarber |

\* Winner

### July 13, 1976, Veterans Stadium

|    |   |    |   |
|----|---|----|---|
| AL | 1 | 5  | 0 |
| NL | 7 | 10 | 0 |

ASG MVP George Foster hit a two-run homer to lead the NL to its fifth win in a row. Third-largest crowd (63,974) in ASG history included President Gerald Ford. Five Cincinnati Reds were in the starting lineup. For the first time in Phillies history, they had five players in the game: Greg Luzinski (starter in LF), Dave Cash (2b), Larry Bowa (ss), Bob Boone (c) and Mike Schmidt (3b). Winner: Randy Jones; Loser: Mark Fidrych. An estimated 60 million fans watched the game on ABC TV.

### July 9, 1996, Veterans Stadium

|    |   |    |   |
|----|---|----|---|
| AL | 0 | 7  | 0 |
| NL | 6 | 12 | 1 |

NL defeated AL for third straight year with a 6-0 shutout, behind MVP and Norristown native Mike Piazza's monster home run to the left field upper deck and RBI double in the second and third innings, respectively. Biggest ovation from the crowd of 62,670 went to Ozzie Smith, playing in his 15th and final All-Star Game. Winner: John Smoltz; Loser: Charles Nagy. Game was broadcast on NBC TV and CBS Radio.

## AWARD WINNERS

### NL MOST VALUABLE PLAYER

Chuck Klein (1931)  
Chuck Klein (1932)

Jim Konstanty (1950)  
Mike Schmidt (1980, 1981, 1986)  
Ryan Howard (2006)  
Jimmy Rollins (2007)  
Bryce Harper (2021)

*The Sporting News*  
Baseball Writers' Association of America,  
*TSN*  
BBWAA  
BBWAA  
BBWAA  
BBWAA  
BBWAA

### NL CY YOUNG AWARD (BBWAA)

Steve Carlton (1972, 1977, 1980, 1982)  
John Denny (1983)  
Steve Bedrosian (1987)  
Roy Halladay (2010)

### NL ROOKIE OF THE YEAR

Jack Sanford, p (1957)  
Ed Bouchee, 1b (1957)  
Dick Allen, 3b (1964)  
Lonnie Smith, of (1980)  
Juan Samuel, 2b (1984)  
Scott Rolen, 3b (1997)  
Ryan Howard, 1b (2005)  
J.A. Happ, lhp (2009)

BBWAA  
*TSN*  
BBWAA, *TSN*  
*TSN*  
*TSN*  
BBWAA, Players Choice  
BBWAA  
*TSN*, Players Choice

### ML ROOKIE OF THE YEAR (TSN)

Del Ennis, of (1946)  
Richie Ashburn, of (1948)

### NL ROOKIE PITCHER OF THE YEAR (TSN)

Jack Sanford (1957)  
Ray Culp (1963)

### NL MANAGER OF THE YEAR

Eddie Sawyer (1950)  
Gene Mauch (1962)  
Gene Mauch (1964)  
Danny Ozark (1976)  
Jim Fregosi (1993)  
Larry Bowa (2001)

AP, UPI  
AP, UPI  
AP  
AP  
AP  
BBWAA, *TSN*, *ESPN the Magazine*, *USA TODAY*  
*Baseball Weekly*

### ML MANAGER OF THE YEAR (TSN)

Danny Ozark (1976)

### ML EXECUTIVE OF THE YEAR (TSN)

Bob Carpenter (1949)  
Lee Thomas (1993)

### ML PLAYER OF THE YEAR

Robin Roberts, p (1952)  
Ryan Howard, 1b (2006)  
Roy Halladay, rhp (2010)

*TSN*  
*TSN*  
*Baseball America*

### NL PLAYER OF THE YEAR

Jim Konstanty (1950)  
Mike Schmidt (1980, 1986)

UPI  
*TSN*

### NL PITCHER OF THE YEAR

Jim Konstanty (1950)  
Robin Roberts (1952, 1955)  
Steve Carlton (1972, 1977, 1980, 1982)  
John Denny (1983)  
Steve Bedrosian (1987)

*TSN*  
*TSN*  
*TSN*  
*TSN*  
*Baseball America*

### NL OUTSTANDING PLAYER (PLAYERS CHOICE)

Bryce Harper (2021)

### NL OUTSTANDING PITCHER (PLAYERS CHOICE)

Roy Halladay (2010)

### MARVIN MILLER MAN OF THE YEAR (PLAYERS CHOICE)

Jim Thome (2004)

### NL HANK AARON AWARD

Ryan Howard (2006)  
Bryce Harper (2021)

### NL COMEBACK PLAYER OF THE YEAR

Eddie Waitkus (1950) AP  
Robin Roberts (1958) AP  
Jim Bunning (1964) AP  
John Denny (1983) *TSN*, UPI  
Mike Lieberthal (2002) *TSN*, Players Choice  
Brad Lidge (2008) MLB

### MALE ATHLETE OF THE YEAR (AP)

Jim Konstanty (1950)

### PRO ATHLETE OF THE YEAR (TSN)

Roy Halladay (2010)

### NL FIREMAN OF THE YEAR (TSN)

Al Holland (1983)  
Steve Bedrosian (1987)

### NL ROLAIDS RELIEF MAN

Al Holland (1983)  
Steve Bedrosian (1987)  
Brad Lidge (2008)

### DHL DELIVERY MAN OF THE YEAR

Brad Lidge (2008)

### PEPSI CLUTCH PERFORMER OF THE YEAR

Roy Halladay (2010)

### BABE RUTH AWARD (NY BBWAA)

Tug McGraw (1980)  
Cole Hamels (2008)

### MOST VALUABLE PLAYER, ALL-STAR GAME (MLB)

Johnny Callison (1964)

### MOST VALUABLE PLAYER, NATIONAL LEAGUE CHAMPIONSHIP SERIES

Manny Trillo (1980)  
Gary Matthews (1983)  
Curt Schilling (1993)  
Cole Hamels (2008)  
Ryan Howard (2009)  
Bryce Harper (2022)

### MOST VALUABLE PLAYER, WORLD SERIES

Mike Schmidt (1980) MLB, *SPORT Magazine*  
Cole Hamels (2008) MLB



## AWARD WINNERS

### NL PLAYER/PITCHER/RELIEVER OF THE MONTH

#### Player of the Month

|                |                |
|----------------|----------------|
| June 1973      | Greg Luzinski  |
| April 1976     | Mike Schmidt   |
| July 1977      | Greg Luzinski  |
| July 1979      | Mike Schmidt   |
| September 1979 | Pete Rose      |
| May 1980       | Mike Schmidt   |
| August 1981    | Mike Schmidt   |
| September 1981 | Gary Matthews  |
| July 1982      | Mike Schmidt   |
| April 1989     | Von Hayes      |
| May 1994       | Lenny Dykstra  |
| September 2003 | Jim Thome      |
| June 2004      | Jim Thome      |
| May 2005       | Bobby Abreu    |
| July 2006      | Chase Utley    |
| August 2006    | Ryan Howard    |
| September 2006 | Ryan Howard    |
| April 2008     | Chase Utley    |
| September 2008 | Ryan Howard    |
| August 2009    | Ryan Howard    |
| May 2013       | Domonic Brown  |
| June 2022      | Kyle Schwarber |

#### Pitcher of the Month

|                |                    |
|----------------|--------------------|
| June 1964      | Jim Bunning        |
| September 1977 | Larry Christenson  |
| May 1980       | Steve Carlton      |
| September 1980 | Marty Bystrom      |
| May 1982       | Dick Ruthven       |
| September 1983 | John Denny         |
| August 1985    | Shane Rawley       |
| May 1987       | Steve Bedrosian    |
| August 1991    | Mitch Williams     |
| May 1993       | Tommy Greene       |
| June 1994      | Bobby Munoz        |
| May 1995       | Heathcliff Slocumb |
| August 1995    | Sid Fernandez      |
| May 1999       | Curt Schilling     |
| July 2010      | Roy Halladay       |
| June 2011      | Cliff Lee          |
| August 2011    | Cliff Lee          |
| May 2022       | Zack Wheeler       |

#### Reliever of the Month

|             |              |
|-------------|--------------|
| August 2018 | Héctor Neris |
|-------------|--------------|

### NL PLAYER/PITCHER OF THE WEEK

|      |                       |      |                       |
|------|-----------------------|------|-----------------------|
| 1973 | Wayne Twitchell       | 1993 | John Kruk             |
| 1974 | Dave Cash             |      | Tommy Greene          |
|      | Larry Bowa            | 1994 | Danny Jackson         |
| 1976 | Mike Schmidt          |      | Lenny Dykstra         |
|      | Dave Cash             | 1998 | Paul Byrd             |
|      | Jay Johnstone         | 1999 | Mike Lieberthal       |
| 1977 | Greg Luzinski (twice) | 2001 | Bobby Abreu           |
|      | Steve Carlton         |      | Scott Rolen           |
| 1978 | Larry Christenson     |      | Jose Mesa             |
|      | Garry Maddox          | 2003 | Kevin Millwood        |
| 1979 | Steve Carlton         |      | Jim Thome             |
|      | Bob Boone             | 2004 | Jim Thome             |
|      | Pete Rose (twice)     |      | Bobby Abreu           |
| 1980 | Steve Carlton         | 2005 | Pat Burrell (twice)   |
|      | Pete Rose             |      | Bobby Abreu           |
|      | Bake McBride          |      | Chase Utley           |
|      | Mike Schmidt          |      | Jimmy Rollins         |
| 1982 | Gary Matthews         | 2006 | Chase Utley (twice)   |
| 1983 | Joe Morgan            |      | Ryan Howard           |
| 1984 | Mike Schmidt          | 2007 | Ryan Howard (twice)   |
|      | Von Hayes             |      | Jimmy Rollins         |
| 1985 | Juan Samuel           |      | Chase Utley           |
| 1986 | Von Hayes (3 times)   | 2008 | Chase Utley           |
|      | Mike Schmidt          | 2009 | Ryan Howard (twice)   |
|      | Kent Tekulve          |      | Raúl Ibañez           |
| 1987 | Mike Schmidt          |      | Jayson Werth          |
|      | Steve Bedrosian       | 2010 | Roy Halladay (twice)  |
|      | Von Hayes             |      | Ryan Howard           |
| 1990 | Lenny Dykstra         |      | Jayson Werth          |
|      | Terry Mulholland      | 2011 | Raúl Ibañez           |
| 1991 | Tommy Greene          | 2012 | Cole Hamels           |
|      | Wes Chamberlain       | 2013 | Domonic Brown (twice) |
|      | Mitch Williams        | 2014 | Carlos Ruiz           |
|      | John Kruk             | 2015 | Cole Hamels           |
| 1992 | Dave Hollins          | 2019 | Jay Bruce             |
|      | John Kruk             | 2022 | Bryce Harper          |
|      | Tommy Greene          |      | Rhys Hoskins          |

### NL ROOKIE OF THE MONTH

|                |               |
|----------------|---------------|
| September 2005 | Ryan Howard   |
| June 2015      | Maikel Franco |
| August 2017    | Rhys Hoskins  |

### PEPSI CLUTCH PERFORMER OF THE MONTH

|                |             |
|----------------|-------------|
| September 2008 | Ryan Howard |
|----------------|-------------|

### MLB DELIVERY MAN OF THE MONTH

|            |                   |
|------------|-------------------|
| April 2012 | Jonathan Papelbon |
|------------|-------------------|

### SILVER SLUGGER AWARD WINNERS

|      |                  |      |                   |      |                    |
|------|------------------|------|-------------------|------|--------------------|
| 1980 | Manny Trillo, 2b | 1984 | Mike Schmidt, 3b  | 2007 | Jimmy Rollins, ss  |
|      | Mike Schmidt, 3b | 1986 | Mike Schmidt, 3b  |      | Chase Utley, 2b    |
| 1981 | Pete Rose, 1b    | 1987 | Juan Samuel, 2b   | 2008 | Chase Utley, 2b    |
|      | Manny Trillo, 2b | 1992 | Darren Daulton, c | 2009 | Chase Utley, 2b    |
|      | Mike Schmidt, 3b | 1993 | Lenny Dykstra, of | 2019 | J.T. Realmuto, c   |
| 1982 | Mike Schmidt, 3b | 2004 | Bobby Abreu, of   | 2021 | Bryce Harper, of   |
| 1983 | Mike Schmidt, 3b | 2006 | Ryan Howard, 1b   | 2022 | J.T. Realmuto, c   |
|      |                  |      | Chase Utley, 2b   |      | Kyle Schwarber, of |



## AWARDS

### RAWLINGS GOLD GLOVE AWARD® WINNERS

|      |                  |      |                  |      |                     |
|------|------------------|------|------------------|------|---------------------|
| 1963 | Bobby Wine, ss   | 1979 | Garry Maddox, of | 1998 | Scott Rolen, 3b     |
| 1964 | Bobby Shantz, p  |      | Mike Schmidt, 3b | 1999 | Mike Lieberthal, c  |
|      | Ruben Amaro, ss  |      | Bob Boone, c     | 2000 | Scott Rolen, 3b     |
| 1966 | Bill White, 1b   |      | Manny Trillo, 2b | 2001 | Scott Rolen, 3b     |
| 1972 | Larry Bowa, ss   | 1980 | Garry Maddox, of | 2005 | Bobby Abreu, of     |
| 1975 | Garry Maddox, of |      | Mike Schmidt, 3b | 2007 | Jimmy Rollins, ss   |
| 1976 | Garry Maddox, of | 1981 | Garry Maddox, of |      | Aaron Rowand, of    |
|      | Mike Schmidt, 3b |      | Mike Schmidt, 3b | 2008 | Jimmy Rollins, ss   |
|      | Jim Kaat, p      |      | Manny Trillo, 2b |      | Shane Victorino, of |
| 1977 | Garry Maddox, of |      | Steve Carlton, p | 2009 | Jimmy Rollins, ss   |
|      | Mike Schmidt, 3b | 1982 | Garry Maddox, of |      | Shane Victorino, of |
|      | Jim Kaat, p      |      | Mike Schmidt, 3b | 2010 | Shane Victorino, of |
| 1978 | Garry Maddox, of |      | Manny Trillo, 2b | 2011 | Placido Polanco, 3b |
|      | Mike Schmidt, 3b | 1983 | Mike Schmidt, 3b | 2012 | Jimmy Rollins, ss   |
|      | Larry Bowa, ss   | 1984 | Mike Schmidt, 3b | 2019 | J.T. Realmuto, c    |
|      | Bob Boone, c     | 1986 | Mike Schmidt, 3b | 2022 | J.T. Realmuto, c    |

### ALL-MLB TEAM

|      |                                 |
|------|---------------------------------|
| 2019 | J.T. Realmuto, c, first team    |
| 2020 | J.T. Realmuto, c, second team   |
| 2021 | Bryce Harper, of, first team    |
|      | Zack Wheeler, rhp, second team  |
| 2022 | J.T. Realmuto, c, first team    |
|      | Aaron Nola, rhp, second team    |
|      | Kyle Schwarber, of, second team |

### FIELDING BIBLE AWARD

Given annually since 2006 to the best defensive player at each fielding position based on statistical analysis

|      |                   |
|------|-------------------|
| 2008 | Jimmy Rollins, ss |
| 2010 | Chase Utley, 2b   |
| 2022 | Ranger Suárez, p  |



### CENTENNIAL TEAM

In 1983 the Phillies conducted balloting for the Greatest Phillies Team and Greatest Player Ever. Mike Schmidt collected 19,767 votes to be named Greatest Phillies Player.

|                     |                              |
|---------------------|------------------------------|
| Bob Boone (c)       | Del Ennis (of)               |
| Pete Rose (1b)      | Robin Roberts (starting rhp) |
| Manny Trillo (2b)   | Steve Carlton (starting lhp) |
| Mike Schmidt (3b)   | Jim Konstanty (rh reliever)  |
| Larry Bowa (ss)     | Tug McGraw (lh reliever)     |
| Richie Ashburn (of) | Dallas Green (manager)       |
| Garry Maddox (of)   |                              |

### ALL-VET TEAM

To commemorate the 33rd and final season of Veterans Stadium, the Phillies asked fans to select the All-Vet Team through online voting. Results were announced on September 27, 2003, prior to the second-to-last game in Vet history.

|                    |                               |
|--------------------|-------------------------------|
| Darren Daulton (c) | Garry Maddox (cf)             |
| John Kruk (1b)     | Bobby Abreu (rf)              |
| Juan Samuel (2b)   | Steve Carlton (starting lhp)  |
| Mike Schmidt (3b)  | Curt Schilling (starting rhp) |
| Larry Bowa (ss)    | Tug McGraw (relief pitcher)   |
| Greg Luzinski (lf) | Dallas Green (manager)        |



### ROBERTO CLEMENTE AWARD

Since 1971, Major League Baseball has annually presented an award that recognizes a player who best exemplifies the game of baseball through sportsmanship, community involvement and positive contributions to his team.

In 1973, following the tragic death of Roberto Clemente, the award was named to honor the man whose spirit and goodwill will always be remembered. The 12-time All-Star and Hall of Famer was killed in a plane crash in 1972 delivering food and medical supplies to earthquake victims of Nicaragua. The award recognizes those individuals who truly understand the value of helping others.

A panel of baseball dignitaries, including Commissioner Rob Manfred and until 2019 the late Vera Clemente, annually selects the winner from a list of 30 candidates, one from each Major League Baseball Club. Winners from each club are announced in September during Roberto Clemente Day. The winner of the national Roberto Clemente Award is announced during a pre-game ceremony at the World Series. **Greg Luzinski** received the award in 1978, **Garry Maddox** in 1986, and **Jimmy Rollins** shared the honor in 2014 with Paul Konerko. Other past winners include Jamie Moyer, Jim Thome, Curt Schilling, Al Leiter, Tony Gwynn, Willie Mays, Ozzie Smith, Cal Ripken Jr. and Andrew McCutchen.

# AWARDS



## PAUL OWENS AWARD

Since 1986 the Phillies have honored the top player and pitcher in their minor league system. The award is named in honor of Paul Owens, who passed away in December 2003 after spending 48 years in the Phillies organization as a scout, farm director, general manager, manager and senior advisor.

| Year | Player                | Pitcher                 | Year | Player               | Pitcher                 |
|------|-----------------------|-------------------------|------|----------------------|-------------------------|
| 1986 | Ron Jones (of)        | Marvin Freeman (rhp)    | 2004 | Ryan Howard (1b)     | Scott Mitchinson (rhp)  |
| 1987 | Ricky Jordan (1b)     | Todd Frohwirth (rhp)    | 2005 | Chris Roberson (of)  | Robinson Tejeda (rhp)   |
| 1988 | Jim Vatcher (of)      | Andy Carter (lhp)       | 2006 | Michael Bourn (of)   | Carlos Carrasco (rhp)   |
| 1989 | Mickey Morandini (2b) | Jason Grimsley (rhp)    | 2007 | Quintin Berry (of)   | Mike Zagurski (lhp)     |
| 1990 | Jeff Grotewold (c)    | Andy Ashby (rhp)        | 2008 | Lou Marson (c)       | J.A. Happ (lhp)         |
| 1991 | Kim Batiste (ss)      | Toby Borland (rhp)      | 2009 | Michael Taylor (of)  | Kyle Drabek (rhp)       |
| 1992 | Mike Lieberthal (c)   | Paul Fletcher (rhp)     | 2010 | Domonic Brown (of)   | Scott Mathieson (rhp)   |
| 1993 | Phil Geisler (of)     | Ricky Bottalico (rhp)   | 2011 | Freddy Galvis (ss)   | Trevor May (rhp)        |
| 1994 | Gene Schall (1b)      | Ron Blazier (rhp)       | 2012 | Darin Ruf (of/1b)    | Tyler Cloyd (rhp)       |
| 1995 | Dave Doster (2b)      | Rich Hunter (rhp)       | 2013 | Maikel Franco (3b)   | Severino Gonzalez (rhp) |
|      | Wendell Magee (of)    |                         | 2014 | J.P. Crawford (ss)   | Luis Garcia (rhp)       |
| 1996 | Scott Rolen (3b)      | Matt Beech (lhp)        | 2015 | Andrew Knapp (c)     | Ricardo Pinto (rhp)     |
| 1997 | Jeff Key (of)         | Ryan Brannan (rhp)      | 2016 | Dylan Cozens (of)    | Ben Lively (rhp)        |
|      | Jimmy Rollins (ss)    |                         |      | Rhys Hoskins (1b)    |                         |
| 1998 | Marlon Anderson (2b)  | Carlton Loewer (rhp)    | 2017 | Scott Kingery (2b)   | Tom Eshelman (rhp)      |
| 1999 | Pat Burrell (of/1b)   | Adam Eaton (rhp)        | 2018 | Austin Listi (1b/of) | David Parkinson (lhp)   |
| 2000 | Marlon Byrd (of)      | Brandon Duckworth (rhp) | 2019 | Alec Bohm (3b)       | Ethan Lindow (lhp)      |
| 2001 | Marlon Byrd (of)      | Brandon Duckworth (rhp) | 2020 | Awards not given     |                         |
| 2002 | Chase Utley (3b)      | Ryan Madson (rhp)       | 2021 | Bryson Stott (ss)    | Jean Cabrera (rhp)      |
| 2003 | Ryan Howard (1b)      | Cole Hamels (lhp)       | 2022 | Darick Hall (1b)     | Andrew Painter (rhp)    |

AWARDS




Bill Giles

## BILL GILES AND LARRY ROJAS AWARDS

Two awards were established in 1999 to honor minor league players who share the same attributes as the awards' namesakes: a love and respect for the game of baseball, an outstanding work ethic and pride in being a member of the Phillies organization.

Bill Giles climbed the baseball ladder from the minors to the majors, working in numerous executive capacities with the Astros and Phillies until getting a group together to purchase the Phillies in 1981. He was president and general partner until 1997 when he became chairman and then was named chairman emeritus in 2015.

Larry Rojas was born in Cuba and played minor league baseball in the Phillies organization. He also served as a minor league coach and manager, spring training coordinator, scout and liaison for the Hispanic players in the system before his death in 2007.



Larry Rojas

### Bill Giles Award Winners

|      |                 |      |                 |
|------|-----------------|------|-----------------|
| 1999 | Gary Burnham    | 2011 | Troy Hanzawa    |
| 2000 | Marlon Byrd     | 2012 | Tim Kennelly    |
| 2001 | Nate Espy       | 2013 | Jesse Biddle    |
| 2002 | Taylor Buchholz | 2014 | Justin Parr     |
| 2003 | Ryan Howard     | 2015 | Andrew Knapp    |
| 2004 | Jake Blalock    | 2016 | Roman Quinn     |
| 2005 | Michael Bourn   | 2017 | Cole Stobbe     |
| 2006 | Cooper Osteen   | 2018 | Adam Haseley    |
| 2007 | Dominic Brown   | 2019 | Jimmy Smith     |
| 2008 | Jason Donald    | 2020 | Award not given |
| 2009 | Vance Worley    | 2021 | Logan O'Hoppe   |
| 2010 | Jarred Cosart   | 2022 | Ethan Wilson    |

### Larry Rojas Award Winners

|      |                   |      |                 |
|------|-------------------|------|-----------------|
| 1999 | Alejandro Fajardo | 2011 | Francisco Diaz  |
| 2000 | Anderson Machado  | 2012 | Maikel Franco   |
| 2001 | Juan Richardson   | 2013 | Edgar Duran     |
| 2002 | Elizardo Ramirez  | 2014 | Gabriel Lino    |
| 2003 | Edgar Cruz        | 2015 | Grenny Cumana   |
| 2004 | Kelvin Pichardo   | 2016 | Angelo Mora     |
| 2005 | Carlos Carrasco   | 2017 | Sixto Sánchez   |
| 2006 | Fidel Hernandez   | 2018 | Simón Muzziotti |
| 2007 | Jesus Sanchez     | 2019 | Rafael Marchán  |
| 2008 | Freddy Galvis     | 2020 | Award not given |
| 2009 | Arlon Quiroz      | 2021 | Johan Rojas     |
| 2010 | Sebastian Valle   | 2022 | Oswald Medina   |

## AWARDS

### JOHN VUKOVICH AWARD



Started in 2007, the John Vukovich Award is presented annually to an instructor in the Phillies organization who embodies the characteristics of the award's namesake: loyalty, dedication, competitiveness, knowledge, honesty and a terrific work ethic.

"Vuk" took great pride in wearing a baseball uniform and playing the game the right way. His dedication to the game and the Phillies was endless.

He spent 30 of his 41 years in baseball as a member of the Phillies organization. With 17 years on the coaching staff, he is the longest tenured coach in team history and one of the most respected persons to ever wear a Phillies uniform.

|             |  |
|-------------|--|
| <b>2007</b> | Ramon Henderson, major league bullpen coach    |
| <b>2008</b> | Bill Dancy, minor league field coordinator     |
| <b>2009</b> | Roly deArmas, minor league manager             |
| <b>2010</b> | Mike Compton, minor league field coordinator   |
| <b>2011</b> | Greg Legg, minor league coach                  |
| <b>2012</b> | Carlos Arroyo, rehab pitching coach            |
| <b>2013</b> | Manny Amador, minor league manager             |
| <b>2014</b> | Sal Rende, minor league hitting coach          |
| <b>2015</b> | Steve Schrenk, minor league pitching coach     |
| <b>2016</b> | Larry Bowa, major league bench coach           |
| <b>2017</b> | Doug Mansolino, minor league field coordinator |
| <b>2018</b> | Rafael DeLima, minor league hitting coach      |
| <b>2019</b> | Ernie Whitt, minor league catching coordinator |
| <b>2020</b> | Award not given                                |
| <b>2021</b> | Orlando Muñoz, minor league manager            |
| <b>2022</b> | Marty Malloy, minor league manager             |

### DALLAS GREEN AWARD



To honor the accomplishments of Dallas Green, a longtime fixture in the Phillies organization, the club established the Dallas Green Scout of the Year Award in 2011. This annual award is presented to the amateur or professional scout who best exemplifies the Phillies' standard for scouting while demonstrating the same loyalty, work ethic, dedication and passion as the award's namesake. It also recognizes the scout's ability to judge not only a player's talent, but also his character and heart.

Over his distinguished career, which encompassed 62 years in baseball, including 46 with the Phillies, Green served in almost every capacity in the game, including player, scout, manager, general manager, senior advisor and club executive.

|             |                 |
|-------------|-----------------|
| <b>2011</b> | Dick Lawlor     |
| <b>2012</b> | Bill Harper     |
| <b>2013</b> | Eddie Bockman   |
| <b>2014</b> | Gordon Lakey    |
| <b>2015</b> | Sal Agostinelli |
| <b>2016</b> | Roy Tanner      |
| <b>2017</b> | Joey Davis      |
| <b>2018</b> | Jesús Méndez    |
| <b>2019</b> | Mike Stauffer   |
| <b>2020</b> | Award not given |
| <b>2021</b> | Darrell Conner  |
| <b>2022</b> | Zach Friedman   |

### RICHIE ASHBURN & DAVID MONTGOMERY SPECIAL ACHIEVEMENT AWARD



**Richie Ashburn**

Established in 1998 in honor of the memory of Richie Ashburn, who spent nearly 50 years with the Phillies, the award is given annually to a member of the Phillies organization who has demonstrated the same loyalty, dedication and passion for the game as the award's namesake. In 2018, the award was renamed the Richie Ashburn & David Montgomery Special Achievement Award. Montgomery, who passed away in May 2019, embodied the spirit of the award over his accomplished 49-year Phillies career.



**David Montgomery**

|             |   |             |   |
|-------------|---|-------------|---|
| <b>1998</b> | Pete Cera, assistant major league clubhouse manager | <b>2010</b> | Dan Goroff, director, ticket department                           |
| <b>1999</b> | Paul Owens, senior advisor to the general manager   | <b>2011</b> | Jerry Clothier, senior vice president, business and finance       |
| <b>2000</b> | Ray Krise, former ticket manager                    | <b>2012</b> | Rob Holiday, assistant director, scouting                         |
| <b>2001</b> | Eddie Ferez, former traveling secretary             | <b>2013</b> | Bettyanne Robb, administrator                                     |
| <b>2002</b> | Maje McDonnell, community relations representative  | <b>2014</b> | Chris Wheeler, club ambassador                                    |
| <b>2003</b> | Larry Shenk, vice president, public relations       | <b>2015</b> | James Rodriguez, ballpark operations                              |
| <b>2004</b> | Christine Long, director, entertainment             | <b>2016</b> | Michael Stiles, executive vice president, chief operating officer |
| <b>2005</b> | Mike DiMuzio, director, ballpark operations         | <b>2017</b> | Chris Pohl, director, ticket technology and development           |
| <b>2006</b> | Kathy Killian, director, group sales                | <b>2018</b> | Lee McDaniel, director, minor league operations                   |
| <b>2007</b> | Kurt Funk, director, events                         | <b>2019</b> | Dickie Noles, employee assistance professional                    |
| <b>2008</b> | Richard Deats, vice president, Phillies Enterprises | <b>2020</b> | Tom Burgoyne, Phillie Phanatic                                    |
| <b>2009</b> | "Video" Dan Stephenson, manager, video production   | <b>2021</b> | Christine Negley, director, publications                          |
|             |   | <b>2022</b> | Adele MacDonald, manager, executive office                        |

## WALL OF FAME




The tradition of honoring alumni of both the Phillies and the Philadelphia Athletics began in 1978 at Veterans Stadium in a 200 Level display originally called the Philadelphia Baseball Hall of Fame. Former Phillies continue to be honored at Citizens Bank Park in the Wall of Fame display located in the Left Field Plaza behind the scoreboard building. Toyota is the sponsor of the Wall of Fame.

Phillies executives, players, managers and coaches with four or more years of service are eligible.

With rare exception, all candidates must be retired for three years before they can be eligible for the ballot. Consideration is given to longevity, ability, character, and contributions to the Phillies and baseball, plus special achievements.

### ENSHRINED PHILLIES

|                         |                        |
|-------------------------|------------------------|
| Robin Roberts (1978)    | Garry Maddox (2001)    |
| Richie Ashburn (1979)   | Tony Taylor (2002)     |
| Chuck Klein (1980)      | Sherry Magee (2003)    |
| Grover Alexander (1981) | Billy Hamilton (2004)  |
| Del Ennis (1982)        | Bob Boone (2005)       |
| Jim Bunning (1984)      | Dallas Green (2006)    |
| Ed Delahanty (1985)     | John Vukovich (2007)   |
| Cy Williams (1986)      | Juan Samuel (2008)     |
| Granny Hamner (1987)    | Harry Kalas (2009)     |
| Paul Owens (1988)       | Darren Daulton (2010)  |
| Steve Carlton (1989)    | John Kruk (2011)       |
| Mike Schmidt (1990)     | Mike Lieberthal (2012) |
| Larry Bowa (1991)       | Curt Schilling (2013)  |
| Chris Short (1992)      | Charlie Manuel (2014)  |
| Curt Simmons (1993)     | Pat Burrell (2015)     |
| Dick Allen (1994)       | Jim Thome (2016)       |
| Willie Jones (1995)     | Pat Gillick (2018)     |
| Sam Thompson (1996)     | Roy Halladay (2018)    |
| Johnny Callison (1997)  | Bobby Abreu (2019)     |
| Greg Luzinski (1998)    | Manny Trillo (2020)    |
| Tug McGraw (1999)       | Bake McBride (2022)    |
| Gavvy Cravath (2000)    | Ron Reed (2022)        |



AWARDS

### REMEMBERING THE A'S

From 1978 through the final year of the Vet, 2003, members of the A's were also selected yearly. The A's were a member of the American League in Philadelphia from 1901 through the 1954 season when the franchise was moved to Kansas City.

A total of 25 former A's were part of the Philadelphia Baseball Hall of Fame, starting with Connie Mack, their longtime manager/owner who was inducted posthumously in 1978.

A large statue of Connie Mack once stood at Connie Mack Stadium on the south side of Lehigh Avenue. During the 1971 inaugural season at Veterans Stadium, the Phillies relocated the statue to the corner of Broad Street and Pattison Avenue. The Phillies moved it again during the final construction stages of Citizens Bank Park in March of 2004.

Mack's statue is located on the west side of Citizens Bank Way. Names of the 25 A's players who were honored at the Vet's Hall of Fame display have been added to Mack's statue so that fans will forever remember the A's.

|                        |                     |                        |
|------------------------|---------------------|------------------------|
| Connie Mack (1978)     | Wally Moses (1988)  | Ed Rommel (1996)       |
| Jimmie Foxx (1979)     | Bob Johnson (1989)  | Ferris Fain (1997)     |
| Lefty Grove (1980)     | Elmer Valo (1990)   | Bing Miller (1998)     |
| Al Simmons (1981)      | Chief Bender (1991) | Sam Chapman (1999)     |
| Mickey Cochrane (1982) | Jack Coombs (1992)  | George Earnshaw (2000) |
| Jimmy Dykes (1984)     | Frank Baker (1993)  | Gus Zernial (2001)     |
| Eddie Plank (1985)     | Bobby Shantz (1994) | Rube Walberg (2002)    |
| Rube Waddell (1986)    | Eddie Joost (1995)  | Rube Oldring (2003)    |
| Eddie Collins (1987)   |                     |                        |

# NATIONAL BASEBALL HALL OF FAMERS

| Players         | Years with Phillies | In HOF | Pitchers         | Years with Phillies | In HOF |
|-----------------|---------------------|--------|------------------|---------------------|--------|
| Sparky Anderson | 1959                | 2000   | Grover Alexander | 1911-17             | 1938   |
| Richie Ashburn  | 1948-59             | 1995   | Chief Bender     | 1916-17             | 1953   |
| Dave Bancroft   | 1915-20             | 1971   | Jim Bunning      | 1964-67; 1970-71    | 1996   |
| Dan Brouthers   | 1896                | 1945   | Steve Carlton    | 1972-86             | 1994   |
| Roger Connor    | 1892                | 1976   | Roy Halladay     | 2010-13             | 2019   |
| Ed Delahanty    | 1888-89; 1891-1901  | 1945   | Ferguson Jenkins | 1965-66             | 1991   |
| Hugh Duffy*     | 1904-06             | 1945   | Jim Kaat         | 1976-79             | 2022   |
| Johnny Evers    | 1917                | 1946   | Tim Keefe        | 1891-93             | 1964   |
| Elmer Flick     | 1898-1901           | 1963   | Pedro Martinez   | 2009                | 2015   |
| Jimmie Foxx     | 1945                | 1951   | Kid Nichols      | 1905-06             | 1949   |
| Billy Hamilton  | 1890-95             | 1961   | Eppa Rixey       | 1912-17; 1919-20    | 1963   |
| Hughie Jennings | 1901-02             | 1945   | Robin Roberts    | 1948-61             | 1976   |
| Chuck Klein     | 1928-33; 1936-44    | 1980   |                  |                     |        |
| Nap Lajoie      | 1896-1900           | 1937   | Managers         | Years with Phillies | In HOF |
| Tommy McCarthy  | 1886-87             | 1946   | Bucky Harris     | 1943                | 1975   |
| Joe Morgan      | 1983                | 1990   | Harry Wright     | 1884-93             | 1953   |
| Tony Perez      | 1983                | 2000   |                  |                     |        |
| Scott Rolen     | 1996-2002           | 2023   | Executives       | Years with Phillies | In HOF |
| Ryne Sandberg** | 1981; 2013-15       | 2005   | Pat Gillick      | 2005-current        | 2011   |
| Mike Schmidt    | 1972-89             | 1995   | Herb Pennock     | 1943-48             | 1948   |
| Casey Stengel   | 1920-21             | 1966   |                  |                     |        |
| Jim Thome       | 2003-05; 2012       | 2018   |                  |                     |        |
| Sam Thompson    | 1889-98             | 1974   |                  |                     |        |
| Lloyd Waner     | 1942                | 1967   |                  |                     |        |
| Hack Wilson     | 1934                | 1979   |                  |                     |        |

\*Player-Manager  
\*\*Player and Manager

## FORD C. FRICK AWARD

The Ford C. Frick Award is presented annually to a broadcaster for "major contributions to baseball." The award, named after the late broadcaster and National League President, has been presented annually since 1978. Each award recipient is presented with a certificate during the Hall of Fame Induction Ceremony and is recognized in the "Scribes & Mikemen" exhibit in the Library of the National Baseball Hall of Fame. Longtime Phillies broadcaster **By Saam** received the award in 1990 and was joined in 2002 by his former broadcast partner, **Harry Kalas**. Other former Phillies broadcasters to be honored include **Chuck Thompson** (1993), **Herb Carneal** (1996) and **Tim McCarver** (2012).

## BBWAA CAREER EXCELLENCE AWARD

The Philadelphia media are also represented in the Baseball Hall of Fame in Cooperstown, N.Y. The BBWAA Career Excellence Award has been voted upon annually by the Baseball Writers' Association of America since 1962 and honors a baseball writer (or writers) "for meritorious contributions to baseball writing." **Charles Dryden**, who wrote for *The North American* at the turn of the century, was honored in 1965 and legendary sportswriter **Red Smith**, who early in his career worked for *The Philadelphia Record*, won in 1976. Other winners include former *Philadelphia Inquirer* writers **James Isaming** (1974), **Allen Lewis** (1981), **Claire Smith** (2017) and **Jayson Stark** (2019); **Ray Kelly** of the *Philadelphia Bulletin* (1988); **Bus Saidt** from *The Trentonian* and *Trenton Times* (1992); **Bill Conlin** from the *Philadelphia Daily News* (2011); and **Paul Hagen** (2013), who wrote for the *Daily News* for 25 years before joining MLB.com.

## BBWAA AWARDS

In 2004, the Philadelphia Chapter of the Baseball Writers' Association of America introduced four awards that were presented to Phillies players at the end of every season. A fifth award was added in 2014, the Charlie Manuel Award for Service and Passion to Baseball, given to former broadcaster and club ambassador Chris Wheeler. The awards were discontinued in 2015.

| Tug McGraw<br>True Pro Award | Dallas Green Special<br>Achievement Award | Steve Carlton Most<br>Valuable Pitcher Award | Mike Schmidt Most<br>Valuable Player Award |
|------------------------------|---|--|--|
| 2004 Amaury Telemaco         | 2004 John Vukovich                        | 2004 Ryan Madson                             | 2004 Bobby Abreu                           |
| 2005 Billy Wagner            | 2005 Maje McDonnell                       | 2005 Billy Wagner                            | 2005 Pat Burrell and<br>Chase Utley        |
| 2006 Mike Lieberthal         | 2006 Chris Coste                          | 2006 Tom Gordon                              | 2006 Ryan Howard                           |
| 2007 Aaron Rowand            | 2007 Larry Shenk                          | 2007 Cole Hamels                             | 2007 Jimmy Rollins                         |
| 2008 Greg Dobbs              | 2008 Jamie Moyer                          | 2008 Cole Hamels                             | 2008 Brad Lidge                            |
| 2009 Brad Lidge              | 2009 Jamie Moyer                          | 2009 J.A. Happ                               | 2009 Ryan Howard                           |
| 2010 Shane Victorino         | 2010 Roy Halladay                         | 2010 Roy Halladay                            | 2010 Ryan Howard                           |
| 2011 Raúl Ibañez             | 2011 Charlie Manuel                       | 2011 Cliff Lee                               | 2011 Shane Victorino                       |
| 2012 Juan Pierre             | 2012 Jimmy Rollins                        | 2012 Cole Hamels                             | 2012 Carlos Ruiz                           |
| 2013 Kevin Frandsen          | 2013 Charlie Manuel                       | 2013 Cliff Lee                               | 2013 Domic Brown                           |
| 2014 Ryan Howard             | 2014 Jimmy Rollins                        | 2014 Cole Hamels                             | 2014 Marlon Byrd                           |



## HITTING





# PHILLIES CAREER BATTING TOP 10

## GAMES

|                   |       |
|-------------------|-------|
| Schmidt.....      | 2,404 |
| Rollins (SW)..... | 2,090 |
| Ashburn (LH)..... | 1,794 |
| Bowa (SW).....    | 1,739 |
| Taylor.....       | 1,669 |
| Ennis.....        | 1,630 |
| Howard (LH).....  | 1,572 |
| Utley (LH).....   | 1,551 |
| Delahanty.....    | 1,544 |
| Magee.....        | 1,521 |

## AT-BATS

|                   |       |
|-------------------|-------|
| Rollins (SW)..... | 8,628 |
| Schmidt.....      | 8,352 |
| Ashburn (LH)..... | 7,122 |
| Bowa (SW).....    | 6,815 |
| Delahanty.....    | 6,352 |
| Ennis.....        | 6,327 |
| Taylor.....       | 5,799 |
| Hamner.....       | 5,771 |
| Utley (LH).....   | 5,748 |
| Howard (LH).....  | 5,707 |

## RUNS

|                       |       |
|-----------------------|-------|
| Schmidt.....          | 1,506 |
| Delahanty.....        | 1,365 |
| Rollins (SW).....     | 1,325 |
| Ashburn (LH).....     | 1,114 |
| Klein (LH).....       | 963   |
| Utley (LH).....       | 949   |
| S. Thompson (LH)..... | 928   |
| R. Thomas (LH).....   | 923   |
| Magee.....            | 898   |
| Abreu (LH).....       | 891   |

## HITS

|                       |       |
|-----------------------|-------|
| Rollins (SW).....     | 2,306 |
| Schmidt.....          | 2,234 |
| Ashburn (LH).....     | 2,217 |
| Delahanty.....        | 2,211 |
| Ennis.....            | 1,812 |
| Bowa (SW).....        | 1,798 |
| Klein (LH).....       | 1,705 |
| Magee.....            | 1,647 |
| Utley (LH).....       | 1,623 |
| C. Williams (LH)..... | 1,553 |

## RBI

(since 1920\*)

|                   |       |
|-------------------|-------|
| Schmidt.....      | 1,595 |
| Howard (LH).....  | 1,194 |
| Ennis.....        | 1,124 |
| Klein (LH).....   | 983   |
| Utley (LH).....   | 916   |
| Rollins (SW)..... | 887   |
| Burrell.....      | 827   |
| Abreu (LH).....   | 814   |
| Luzinski.....     | 811   |
| W. Jones.....     | 753   |

## DOUBLES

|                   |     |
|-------------------|-----|
| Rollins (SW)..... | 479 |
| Delahanty.....    | 441 |
| Schmidt.....      | 408 |
| Abreu (LH).....   | 348 |
| Utley (LH).....   | 346 |
| Magee.....        | 337 |
| Klein (LH).....   | 336 |
| Ennis.....        | 310 |
| Ashburn (LH)..... | 287 |
| Howard (LH).....  | 277 |

## TRIPLES

|                       |     |
|-----------------------|-----|
| Delahanty.....        | 155 |
| Magee.....            | 127 |
| Rollins (SW).....     | 111 |
| S. Thompson (LH)..... | 103 |
| Ashburn (LH).....     | 97  |
| Callison (LH).....    | 84  |
| Bowa (SW).....        | 81  |
| Cravath.....          | 72  |
| Samuel.....           | 71  |
| Ennis.....            | 65  |

## HOME RUNS

|                       |     |
|-----------------------|-----|
| Schmidt.....          | 548 |
| Howard (LH).....      | 382 |
| Ennis.....            | 259 |
| Burrell.....          | 251 |
| Klein (LH).....       | 243 |
| Utley (LH).....       | 233 |
| Luzinski.....         | 223 |
| C. Williams (LH)..... | 217 |
| Rollins (SW).....     | 216 |
| D. Allen.....         | 204 |

## TOTAL BASES

|                       |       |
|-----------------------|-------|
| Schmidt.....          | 4,404 |
| Rollins (SW).....     | 3,655 |
| Delahanty.....        | 3,206 |
| Ennis.....            | 3,029 |
| Howard (LH).....      | 2,940 |
| Klein (LH).....       | 2,898 |
| Utley (LH).....       | 2,766 |
| Ashburn (LH).....     | 2,764 |
| C. Williams (LH)..... | 2,539 |
| Abreu (LH).....       | 2,491 |

## EXTRA-BASE HITS

|                    |       |
|--------------------|-------|
| Schmidt.....       | 1,015 |
| Rollins (SW).....  | 806   |
| Delahanty.....     | 683   |
| Howard (LH).....   | 680   |
| Klein (LH).....    | 643   |
| Ennis.....         | 634   |
| Utley (LH).....    | 628   |
| Abreu (LH).....    | 585   |
| Magee.....         | 539   |
| Callison (LH)..... | 534   |

## WALKS

|                   |       |
|-------------------|-------|
| Schmidt.....      | 1,507 |
| Ashburn (LH)..... | 948   |
| Abreu (LH).....   | 947   |
| Thomas (LH).....  | 946   |
| Burrell.....      | 785   |
| Rollins (SW)..... | 753   |
| Howard (LH).....  | 709   |
| W. Jones.....     | 694   |
| Delahanty.....    | 643   |
| Utley (LH).....   | 625   |

## INTENTIONAL WALKS

(since 1955\*)

|                     |     |
|---------------------|-----|
| Schmidt.....        | 201 |
| Howard (LH).....    | 154 |
| Abreu (LH).....     | 94  |
| D. Allen.....       | 81  |
| Boone.....          | 77  |
| V. Hayes (LH).....  | 74  |
| Luzinski.....       | 74  |
| Dalrymple (LH)..... | 73  |
| Ruiz.....           | 62  |
| Utley (LH).....     | 59  |

## STRIKEOUTS

|                    |       |
|--------------------|-------|
| Schmidt.....       | 1,883 |
| Howard (LH).....   | 1,843 |
| Burrell.....       | 1,273 |
| Rollins (SW).....  | 1,145 |
| Luzinski.....      | 1,098 |
| Abreu (LH).....    | 1,078 |
| D. Allen.....      | 1,023 |
| Utley (LH).....    | 958   |
| Callison (LH)..... | 854   |
| Samuel.....        | 825   |

## SACRIFICE FLIES

(since 1954^)

|                    |     |
|--------------------|-----|
| Schmidt.....       | 108 |
| Utley (LH).....    | 67  |
| Howard (LH).....   | 55  |
| Abreu (LH).....    | 54  |
| Luzinski.....      | 53  |
| Maddox.....        | 51  |
| Rollins (SW).....  | 51  |
| Boone.....         | 43  |
| V. Hayes (LH)..... | 43  |
| Lieberthal.....    | 43  |

## STOLEN BASES

(since 1898^)

|                |     |
|----------------|-----|
| Hamilton.....  | 508 |
| Rollins.....   | 453 |
| Delahanty..... | 438 |
| Magee.....     | 385 |
| Bowa.....      | 288 |
| Fogarty.....   | 259 |
| Abreu.....     | 254 |
| Samuel.....    | 249 |
| R. Thomas..... | 228 |
| V. Hayes.....  | 202 |

## HIT BY PITCH

|                 |     |
|-----------------|-----|
| Utley.....      | 173 |
| Lieberthal..... | 88  |
| Delahanty.....  | 80  |
| Schmidt.....    | 79  |
| Magee.....      | 78  |
| Titus.....      | 78  |
| Ruiz.....       | 73  |
| R. Thomas.....  | 66  |
| Luzinski.....   | 61  |
| Taylor.....     | 60  |

## BATTING AVG

(since 1900; min. 3,000 PA)

|                       |     |
|-----------------------|-----|
| Klein (LH).....       | 326 |
| Ashburn (LH).....     | 311 |
| Kruk (LH).....        | 309 |
| Whitney.....          | 307 |
| C. Williams (LH)..... | 306 |
| Abreu (LH).....       | 303 |
| Hurst (LH).....       | 303 |
| Magee.....            | 299 |
| Wrightstone (LH)..... | 298 |
| Gonzalez (LH).....    | 295 |

## ON-BASE PCT

(since 1900; min. 3,000 PA)

|                       |     |
|-----------------------|-----|
| R. Thomas (LH).....   | 416 |
| Abreu (LH).....       | 416 |
| Kruk (LH).....        | 400 |
| Ashburn (LH).....     | 394 |
| Dykstra (LH).....     | 388 |
| Klein (LH).....       | 382 |
| Hurst (LH).....       | 382 |
| Cravath.....          | 382 |
| Schmidt.....          | 380 |
| C. Williams (LH)..... | 380 |

## SLUGGING PCT

(since 1900; min. 3,000 PA)

|                       |     |
|-----------------------|-----|
| Klein (LH).....       | 553 |
| D. Allen.....         | 530 |
| Schmidt.....          | 527 |
| Howard (LH).....      | 515 |
| Abreu (LH).....       | 513 |
| Rolen.....            | 504 |
| C. Williams (LH)..... | 500 |
| Cravath.....          | 490 |
| Luzinski.....         | 489 |
| Hurst (LH).....       | 488 |

## OPS

(since 1900; min. 3,000 PA)

|                       |     |
|-----------------------|-----|
| Klein (LH).....       | 935 |
| Abreu (LH).....       | 928 |
| Schmidt.....          | 908 |
| D. Allen.....         | 902 |
| C. Williams (LH)..... | 880 |
| Rolen.....            | 877 |
| Cravath.....          | 871 |
| Hurst (LH).....       | 869 |
| Kruk (LH).....        | 861 |
| Howard (LH).....      | 859 |

\* First year as an official stat

^ Year modern rule came into use

# PHILLIES SEASON BATTING TOP 10

## GAMES

|                |     |
|----------------|-----|
| Rose, 1979     | 163 |
| D. Allen, 1964 | 162 |
| Callison, 1964 | 162 |
| Bowa, 1974     | 162 |
| Cash, 1974     | 162 |
| Schmidt, 1974  | 162 |
| Cash, 1975     | 162 |
| Rose, 1980     | 162 |
| Matthews, 1982 | 162 |
| Rose, 1982     | 162 |
| Abreu, 2001    | 162 |
| Abreu, 2005    | 162 |
| Rollins, 2007  | 162 |
| Howard, 2008   | 162 |
| Galvis, 2017   | 162 |

## AT-BATS

|                 |     |
|-----------------|-----|
| Rollins, 2007   | 716 |
| Samuel, 1984    | 701 |
| Cash, 1975      | 699 |
| Rollins, 2006   | 689 |
| Cash, 1974      | 687 |
| Glanville, 1998 | 678 |
| Rollins, 2005   | 677 |
| Rollins, 2009   | 672 |
| Bowa, 1974      | 669 |
| Cash, 1976      | 666 |

## RUNS

|                 |     |
|-----------------|-----|
| Hamilton, 1894  | 196 |
| Hamilton, 1895  | 166 |
| Klein, 1930     | 158 |
| O'Doul, 1929    | 152 |
| Klein, 1932     | 152 |
| Delahanty, 1894 | 149 |
| Delahanty, 1895 | 148 |
| Delahanty, 1893 | 145 |
| Dykstra, 1993   | 143 |
| Hamilton, 1891  | 142 |

## HITS

|                   |     |
|-------------------|-----|
| O'Doul, 1929      | 254 |
| Klein, 1930       | 250 |
| Delahanty, 1899   | 234 |
| Klein, 1932       | 226 |
| Hamilton, 1894    | 223 |
| Klein, 1933       | 223 |
| Ashburn, 1951     | 221 |
| S. Thompson, 1893 | 220 |
| Klein, 1929       | 219 |
| Delahanty, 1893   | 218 |

## RBI

(since 1920\*)

|                |     |
|----------------|-----|
| Klein, 1930    | 170 |
| Howard, 2006   | 149 |
| Howard, 2008   | 146 |
| Klein, 1929    | 145 |
| Hurst, 1932    | 143 |
| Howard, 2009   | 141 |
| Klein, 1932    | 137 |
| Howard, 2007   | 136 |
| Thome, 2003    | 131 |
| Luzinski, 1977 | 130 |

## DOUBLES

|                 |    |
|-----------------|----|
| Klein, 1930     | 59 |
| Delahanty, 1899 | 56 |
| Klein, 1932     | 50 |
| Abreu, 2002     | 50 |
| Delahanty, 1895 | 49 |
| Bartell, 1932   | 48 |
| Abreu, 2001     | 48 |
| Utley, 2007     | 48 |
| Abreu, 2004     | 47 |
| E. Allen, 1935  | 46 |
| V. Hayes, 1986  | 46 |
| Werth, 2010     | 46 |

## TRIPLES

|                   |    |
|-------------------|----|
| S. Thompson, 1894 | 27 |
| Lajoie, 1897      | 25 |
| Delahanty, 1892   | 21 |
| S. Thompson, 1895 | 21 |
| Rollins, 2007     | 20 |
| Wood, 1887        | 20 |
| Samuel, 1984      | 19 |
| Delahanty, 1893   | 18 |
| Fogarty, 1889     | 17 |
| Delahanty, 1896   | 17 |
| Flick, 1901       | 17 |
| Magee, 1905       | 17 |
| Magee, 1910       | 17 |

## HOME RUNS

|                        |           |
|------------------------|-----------|
| Howard, 2006           | 58        |
| Schmidt, 1980          | 48        |
| Howard, 2008           | 48        |
| Thome, 2003            | 47        |
| Howard, 2007           | 47        |
| <b>SCHWARBER, 2022</b> | <b>46</b> |
| Schmidt, 1979          | 45        |
| Howard, 2009           | 45        |
| Klein, 1929            | 43        |
| Thome, 2004            | 42        |

## TOTAL BASES

|                   |     |
|-------------------|-----|
| Klein, 1930       | 445 |
| Klein, 1932       | 420 |
| Klein, 1929       | 405 |
| O'Doul, 1929      | 397 |
| Howard, 2006      | 383 |
| Rollins, 2007     | 380 |
| Klein, 1933       | 365 |
| D. Allen, 1964    | 352 |
| Howard, 2009      | 352 |
| S. Thompson, 1895 | 350 |

## EXTRA-BASE HITS

|                   |     |
|-------------------|-----|
| Klein, 1930       | 107 |
| Klein, 1932       | 103 |
| Klein, 1929       | 94  |
| Rollins, 2007     | 88  |
| Howard, 2009      | 86  |
| S. Thompson, 1895 | 84  |
| Howard, 2006      | 84  |
| Abreu, 2001       | 83  |
| Schmidt, 1980     | 81  |
| D. Allen, 1964    | 80  |
| Samuel, 1987      | 80  |
| Rolen, 1998       | 80  |
| Thome, 2003       | 80  |

## WALKS

|                      |            |
|----------------------|------------|
| Dykstra, 1993        | 129        |
| Schmidt, 1983        | 128        |
| Abreu, 2004          | 127        |
| Hamilton, 1894       | 126        |
| Ashburn, 1954        | 125        |
| V. Hayes, 1987       | 121        |
| Schmidt, 1979        | 120        |
| Daulton, 1993        | 117        |
| Abreu, 2005          | 117        |
| Connor, 1892         | 116        |
| Camilli, 1936        | 116        |
| <b>HOSKINS, 2019</b> | <b>116</b> |

## INTENTIONAL WALKS

(since 1955\*)

|                |    |
|----------------|----|
| Howard, 2006   | 37 |
| Howard, 2007   | 35 |
| Thome, 2004    | 26 |
| Schmidt, 1986  | 25 |
| Sizemore, 1977 | 21 |
| Franco, 2019   | 19 |
| D. Allen, 1967 | 18 |
| Schmidt, 1981  | 18 |
| DeJesus, 1983  | 18 |
| Five tied with | 17 |

## STRIKEOUTS

### SCHWARBER, 2022 ... 200

|                     |            |
|---------------------|------------|
| Howard, 2007        | 199        |
| Howard, 2008        | 199        |
| Howard, 2014        | 190        |
| Howard, 2009        | 186        |
| Byrd, 2014          | 185        |
| Thome, 2003         | 182        |
| Howard, 2006        | 181        |
| Schmidt, 1975       | 180        |
| <b>HARPER, 2019</b> | <b>178</b> |

## SACRIFICE FLIES

(since 1954^)

|                   |           |
|-------------------|-----------|
| Montanez, 1971    | 13        |
| Schmidt, 1980     | 13        |
| Rolen, 2001       | 12        |
| Ennis, 1954       | 11        |
| Demeter, 1962     | 11        |
| Luzinski, 1976    | 11        |
| V. Hayes, 1990    | 10        |
| Brogna, 1998      | 10        |
| <b>BOHM, 2022</b> | <b>10</b> |
| 17 tied with      | 9         |

## STOLEN BASES

(since 1898^)

|                   |    |
|-------------------|----|
| Samuel, 1984      | 72 |
| Delahanty, 1898   | 58 |
| Magee, 1906       | 53 |
| Samuel, 1985      | 53 |
| Magee, 1910       | 49 |
| Revere, 2014      | 49 |
| Magee, 1905       | 48 |
| V. Hayes, 1984    | 48 |
| Rollins, 2008     | 47 |
| Magee, 1907       | 46 |
| M. Thompson, 1987 | 46 |
| Rollins, 2001     | 46 |

## HIT BY PITCH

|                 |    |
|-----------------|----|
| Utley, 2008     | 27 |
| Utley, 2007     | 25 |
| Utley, 2009     | 24 |
| Hollins, 1992   | 19 |
| Rowand, 2007    | 19 |
| Rowand, 2006    | 18 |
| Utley, 2010     | 18 |
| R. Thomas, 1899 | 17 |
| Flick, 1900     | 16 |
| Titus, 1909     | 16 |
| Bradley, 1988   | 16 |
| Ruiz, 2012      | 16 |

## BATTING AVG

(since 1900; min. 400 PA)

|                 |      |
|-----------------|------|
| O'Doul, 1929    | .398 |
| Klein, 1930     | .386 |
| O'Doul, 1930    | .383 |
| Flick, 1900     | .378 |
| Walker, 1947    | .371 |
| Klein, 1933     | .368 |
| Delahanty, 1901 | .357 |
| Klein, 1929     | .356 |
| Ashburn, 1958   | .350 |
| G. Harper, 1925 | .349 |
| Davis, 1933     | .349 |

## ON-BASE PCT

(since 1900; min. 400 PA)

|                 |      |
|-----------------|------|
| O'Doul, 1929    | .466 |
| R. Thomas, 1903 | .453 |
| O'Doul, 1930    | .453 |
| Flick, 1900     | .451 |
| R. Thomas, 1900 | .451 |
| Ashburn, 1955   | .449 |
| Camilli, 1937   | .446 |
| Abreu, 1999     | .446 |
| Magee, 1910     | .445 |
| Walker, 1947    | .443 |

## SLUGGING PCT

(since 1900; min. 400 PA)

|                     |             |
|---------------------|-------------|
| Klein, 1930         | .687        |
| Howard, 2006        | .659        |
| Klein, 1929         | .657        |
| Klein, 1932         | .646        |
| Schmidt, 1981       | .644        |
| D. Allen, 1966      | .632        |
| Schmidt, 1980       | .624        |
| O'Doul, 1929        | .622        |
| <b>HARPER, 2021</b> | <b>.615</b> |
| O'Doul, 1930        | .604        |

## OPS

(since 1900; min. 400 PA)

|                     |              |
|---------------------|--------------|
| Klein, 1930         | 1.123        |
| O'Doul, 1929        | 1.087        |
| Howard, 2006        | 1.084        |
| Schmidt, 1981       | 1.080        |
| Klein, 1929         | 1.065        |
| O'Doul, 1930        | 1.057        |
| Klein, 1932         | 1.050        |
| <b>HARPER, 2021</b> | <b>1.044</b> |
| Camilli, 1937       | 1.034        |
| D. Allen, 1966      | 1.027        |

\* First year as an official stat  
^ Year modern rule came into use

## DOUBLE FIGURES

### QUADRUPLE-DOUBLE

(10 OR MORE 2B, 3B, HR, SB IN A SEASON)

| Player          | Year | 2B | 3B | HR | SB |
|-----------------|------|----|----|----|----|
| George Wood     | 1887 | 22 | 19 | 14 | 19 |
| Roger Connor    | 1892 | 37 | 11 | 12 | 22 |
| Ed Delahanty    | 1893 | 35 | 18 | 19 | 37 |
| Sam Thompson    | 1893 | 37 | 13 | 11 | 18 |
| Sam Thompson    | 1894 | 29 | 27 | 13 | 29 |
| Ed Delahanty    | 1895 | 49 | 10 | 11 | 46 |
| Sam Thompson    | 1895 | 45 | 21 | 18 | 27 |
| Ed Delahanty    | 1896 | 44 | 17 | 13 | 37 |
| Elmer Flick     | 1900 | 33 | 16 | 11 | 35 |
| Gavvy Cravath   | 1913 | 34 | 14 | 19 | 10 |
| Sherry Magee    | 1914 | 39 | 11 | 15 | 25 |
| Cy Williams     | 1920 | 36 | 10 | 15 | 18 |
| Curt Walker     | 1922 | 36 | 11 | 12 | 11 |
| Chuck Klein     | 1932 | 50 | 15 | 38 | 20 |
| Johnny Callison | 1962 | 26 | 10 | 23 | 10 |
| Dick Allen      | 1965 | 31 | 14 | 20 | 15 |
| Dick Allen      | 1966 | 25 | 10 | 40 | 10 |
| Dick Allen      | 1967 | 31 | 10 | 23 | 20 |
| Garry Maddox    | 1977 | 27 | 10 | 14 | 22 |
| Mike Schmidt    | 1977 | 27 | 11 | 38 | 15 |
| Bake McBride    | 1979 | 16 | 12 | 12 | 25 |
| Juan Samuel     | 1984 | 36 | 19 | 15 | 72 |
| Juan Samuel     | 1985 | 31 | 13 | 19 | 53 |
| Juan Samuel     | 1986 | 36 | 12 | 16 | 42 |
| Juan Samuel     | 1987 | 37 | 15 | 28 | 35 |
| Bobby Abreu     | 1999 | 35 | 11 | 20 | 27 |
| Bobby Abreu     | 2000 | 42 | 10 | 25 | 28 |
| Jimmy Rollins   | 2001 | 29 | 12 | 14 | 46 |
| Jimmy Rollins   | 2002 | 33 | 10 | 11 | 31 |
| Jimmy Rollins   | 2004 | 43 | 12 | 14 | 30 |
| Jimmy Rollins   | 2005 | 38 | 11 | 12 | 41 |
| Jimmy Rollins   | 2007 | 38 | 20 | 30 | 41 |
| Shane Victorino | 2009 | 39 | 13 | 10 | 25 |
| Shane Victorino | 2010 | 26 | 10 | 18 | 34 |
| Shane Victorino | 2011 | 27 | 16 | 17 | 19 |

### EIGHT HITS, DOUBLEHEADER

| Player          | Date      | AB | 2B | 3B | HR |
|-----------------|-----------|----|----|----|----|
| Sam Thompson    | 8/11/1894 | 10 | 1  | 2  | 0  |
| Ed Delahanty    | 7/13/1897 | 8  | 1  | 0  | 0  |
| Buck Jordan     | 6/26/1938 | 10 | 3  | 0  | 0  |
| Johnny Wyrostek | 8/15/1946 | 10 | 3  | 0  | 0  |
| Eddie Waitkus   | 8/27/1950 | 11 | 2  | 0  | 0  |
| Richie Ashburn  | 5/20/1951 | 10 | 0  | 0  | 0  |

### TRIPLE-DOUBLE

(15 OR MORE 2B, 3B, HR IN A SEASON)

| Player               | Year | 2B | 3B | HR |
|----------------------|------|----|----|----|
| Ed Delahanty         | 1893 | 35 | 18 | 19 |
| Sam Thompson (LH)    | 1895 | 45 | 21 | 18 |
| Chuck Klein (LH)     | 1932 | 50 | 15 | 38 |
| Johnny Callison (LH) | 1965 | 25 | 16 | 32 |
| Juan Samuel          | 1984 | 36 | 19 | 15 |
| Juan Samuel          | 1987 | 37 | 15 | 28 |
| Jimmy Rollins (SW)   | 2007 | 38 | 20 | 30 |
| Shane Victorino (SW) | 2011 | 27 | 16 | 17 |

### 20-20 CLUB

| Player             | Year | HR | SB |
|--------------------|------|----|----|
| Sam Thompson (LH)  | 1889 | 20 | 24 |
| Chuck Klein (LH)   | 1932 | 38 | 20 |
| Dick Allen         | 1967 | 23 | 20 |
| Mike Schmidt       | 1974 | 36 | 23 |
| Mike Schmidt       | 1975 | 38 | 29 |
| Juan Samuel        | 1987 | 28 | 35 |
| Von Hayes (LH)     | 1989 | 26 | 28 |
| Bobby Abreu (LH)   | 1999 | 20 | 27 |
| Bobby Abreu (LH)   | 2000 | 25 | 28 |
| Bobby Abreu (LH)   | 2001 | 31 | 36 |
| Bobby Abreu (LH)   | 2002 | 20 | 31 |
| Bobby Abreu (LH)   | 2003 | 20 | 22 |
| Bobby Abreu (LH)   | 2004 | 30 | 40 |
| Bobby Abreu (LH)   | 2005 | 24 | 31 |
| Jimmy Rollins (SW) | 2006 | 25 | 36 |
| Jimmy Rollins (SW) | 2007 | 30 | 41 |
| Jayson Werth       | 2008 | 24 | 20 |
| Jimmy Rollins (SW) | 2009 | 21 | 31 |
| Chase Utley (LH)   | 2009 | 31 | 23 |
| Jayson Werth       | 2009 | 36 | 20 |
| Jimmy Rollins (SW) | 2012 | 23 | 30 |
| J.T. Realmuto      | 2022 | 22 | 21 |

### 30-30 CLUB

| Player             | Year | HR | SB |
|--------------------|------|----|----|
| Bobby Abreu (LH)   | 2001 | 31 | 36 |
| Bobby Abreu (LH)   | 2004 | 30 | 40 |
| Jimmy Rollins (SW) | 2007 | 30 | 41 |

### PHILLIES HITTING FOR THE CYCLE

|                 |                  |
|-----------------|------------------|
| Lave Cross      | 4/24/1894 at BKN |
| Sam Thompson    | 8/17/1894 vs LOU |
| Cy Williams     | 8/5/1927 at PIT  |
| Chuck Klein     | 7/1/1931 vs CHI  |
| Chuck Klein     | 5/26/1933 at STL |
| Johnny Callison | 6/27/1963 at PIT |
| Gregg Jefferies | 8/25/1995 vs LAD |
| David Bell      | 6/28/2004 vs MTL |

### PHILLIES BATTING CHAMPIONS

|      |                     |      |
|------|---------------------|------|
| 1891 | Billy Hamilton (LH) | .338 |
| 1899 | Ed Delahanty        | .408 |
| 1910 | Sherry Magee        | .331 |
| 1929 | Lefty O'Doul (LH)   | .398 |
| 1933 | Chuck Klein (LH)    | .368 |
| 1947 | Harry Walker (LH)   | .363 |
| 1955 | Richie Ashburn (LH) | .338 |
| 1958 | Richie Ashburn (LH) | .350 |

# HOME RUNS

## MOST HR IN ONE MONTH

| Month     | Team High  | Individual High                                       |
|-----------|------------|---|
| April     | 39 in 2008 | Mike Schmidt, 11 in 1976                              |
| May       | 42 in 2008 | Cy Williams, 15 in 1923                               |
| June      | 44 in 2004 | Jim Thome, 15 in 2004                                 |
| July      | 42 in 2008 | Chuck Klein, 14 in 1929                               |
| August    | 43 in 2009 | Ryan Howard, 14 in 2006                               |
| September | 46 in 2019 | Ryan Howard, 11 in 2007, 2008                         |
| October   | 9 in 2022  | Mike Schmidt, 4 in 1980;<br>Kyle Schwarber, 4 in 2022 |

## MOST HR IN ONE MONTH, TEAM

|    |                |    |                |
|----|----------------|----|----------------|
| 46 | September 2019 | 38 | May 2004       |
| 44 | June 2004      | 38 | June 2007      |
| 43 | August 2009    | 38 | June 2009      |
| 43 | June 2022      | 38 | July 2021      |
| 42 | June 1977      | 37 | August 1969    |
| 42 | May 2008       | 37 | June 1975      |
| 42 | July 2008      | 37 | August 2002    |
| 41 | July 1977      | 37 | September 2004 |
| 41 | August 2007    | 37 | June 2006      |
| 41 | September 2007 | 37 | July 2007      |
| 41 | August 2020    | 36 | August 1993    |
| 40 | August 2006    | 36 | May 1999       |
| 40 | September 2006 | 35 | May 1929       |
| 40 | May 2009       | 35 | June 1929      |
| 40 | June 2019      | 35 | July 1930      |
| 39 | August 2004    | 35 | June 1973      |
| 39 | May 2006       | 35 | July 2009      |
| 39 | April 2008     | 35 | September 2009 |
| 39 | August 2021    | 35 | September 2010 |
| 38 | July 1950      | 35 | June 2018      |
| 38 | August 1950    | 35 | September 2020 |
| 38 | August 1977    | 35 | May 2022       |
| 38 | August 1985    |    |                |

## CONSECUTIVE HOME RUN GAMES, TEAM (Since 1910)

### CONSECUTIVE GAMES HITTING A HR

| Games | Year(s)  |
|-------|--|
| 18    | 2008   |
| 16    | 2002, 2006, 2018   |
| 14    | 1922, 2006, 2008, 2013,<br>2016  |
| 13    | 1964, 2018   |
| 12    | 1973, 1997, 2004 (2x),<br>2005, 2006, 2007, 2022   |
| 11    | 1987, 1990, 2000, 2019,<br>2020, 2021  |
| 10    | 1929, 1930, 1936, 1953,<br>1955, 1961, 1980, 1991,<br>2000, 2006, 2008,<br>2009 (2x), 2017, 2021 |

### CONSECUTIVE GAMES WITH NO HOMERS

| Games | Year |
|-------|------|
| 33    | 1910 |
| 30    | 1918 |
| 24    | 1945 |
| 23    | 1910 |
| 21    | 1917 |
| 19    | 1934 |

## HITTING 10 OR MORE HOMERS – MONTH

| HR | Player         | Month     | Year |
|----|----------------|-----------|------|
| 15 | Cy Williams    | May       | 1923 |
| 15 | Jim Thome      | June      | 2004 |
| 14 | Chuck Klein    | July      | 1929 |
| 14 | Mike Schmidt   | June      | 1977 |
| 14 | Ryan Howard    | August    | 2006 |
| 13 | Deron Johnson  | July      | 1971 |
| 13 | Mike Schmidt   | July      | 1979 |
| 13 | Ryan Howard    | May       | 2006 |
| 12 | Chuck Klein    | June      | 1932 |
| 12 | Dick Allen     | June      | 1966 |
| 12 | Mike Schmidt   | August    | 1975 |
| 12 | Mike Schmidt   | May       | 1980 |
| 12 | Mike Schmidt   | July      | 1982 |
| 12 | Domonic Brown  | May       | 2013 |
| 12 | Kyle Schwarber | June      | 2022 |
| 11 | Chuck Klein    | May       | 1929 |
| 11 | Del Ennis      | July      | 1953 |
| 11 | Greg Luzinski  | June      | 1975 |
| 11 | Mike Schmidt   | April     | 1976 |
| 11 | Mike Schmidt   | May       | 1979 |
| 11 | Scott Rolen    | July      | 1999 |
| 11 | Bobby Abreu    | May       | 2005 |
| 11 | Ryan Howard    | September | 2007 |
| 11 | Ryan Howard    | September | 2008 |
| 11 | Ryan Howard    | August    | 2009 |
| 11 | Rhys Hoskins   | August    | 2017 |
| 11 | Bryce Harper   | August    | 2019 |
| 10 | Cy Williams    | July      | 1927 |
| 10 | Chuck Klein    | July      | 1930 |
| 10 | Chuck Klein    | May       | 1932 |
| 10 | Willie Jones   | July      | 1950 |
| 10 | Bill Robinson  | August    | 1973 |
| 10 | Mike Schmidt   | June      | 1974 |
| 10 | Greg Luzinski  | July      | 1977 |
| 10 | Jim Thome      | August    | 2003 |
| 10 | Jim Thome      | September | 2003 |
| 10 | Ryan Howard    | September | 2005 |
| 10 | Chase Utley    | September | 2006 |
| 10 | Ryan Howard    | June      | 2007 |
| 10 | Ryan Howard    | July      | 2007 |
| 10 | Pat Burrell    | August    | 2007 |
| 10 | Chase Utley    | April     | 2008 |
| 10 | Ryan Howard    | May       | 2008 |
| 10 | Ryan Howard    | July      | 2008 |
| 10 | Ryan Howard    | May       | 2009 |
| 10 | Raúl Ibáñez    | May       | 2009 |
| 10 | Bryce Harper   | August    | 2021 |
| 10 | Kyle Schwarber | July      | 2022 |

# HOME RUNS

## LEADOFF HOMERS

### MOST, CAREER

|    |                  |
|----|------------------|
| 46 | Jimmy Rollins    |
| 14 | Juan Samuel      |
| 12 | Lenny Dykstra    |
| 11 | César Hernández  |
| 8  | Doug Glanville   |
| 7  | Kyle Schwarber   |
| 6  | John Briggs      |
| 6  | Bake McBride     |
| 6  | Andrew McCutchen |
| 6  | George Paskert   |
| 6  | Tony Taylor      |
| 5  | Odúbel Herrera   |
| 4  | Tony Gonzalez    |
| 4  | Billy Hamilton   |
| 4  | Heine Sand       |
| 3  | 8 players        |
| 2  | 16 players       |
| 1  | 34 players       |

### MOST, SEASON

|   |                       |
|---|-----------------------|
| 9 | Jimmy Rollins, 2007   |
| 7 | Kyle Schwarber, 2022  |
| 6 | Jimmy Rollins, 2012   |
| 5 | Jimmy Rollins, 2009   |
| 4 | Juan Samuel, 1989     |
| 4 | Lenny Dykstra, 1993   |
| 4 | Jimmy Rollins, 2004   |
| 4 | Jimmy Rollins, 2005   |
| 4 | Jimmy Rollins, 2006   |
| 4 | César Hernández, 2018 |

### CLUB RECORD

|    |  |
|----|--|
| 10 | 2021 – Herrera-3<br>McCutchen-3<br>Segura-3<br>Galvis-1          |
| 9  | 2007 – Rollins   |
| 8  | 2019 – Hernández-3,<br>Kingery-2,<br>McCutchen-2,<br>Dickerson-1 |
|    | 2022 – Schwarber-7<br>Herrera-1                                  |
| 6  | 1978 – McBride-3,<br>Martin-2,<br>Schmidt-1                      |
|    | 1989 – Samuel-4, Ready-2   |
|    | 2001 – Glanville-3, Rollins-3                                    |
|    | 2004 – Rollins-4, Byrd-2   |
|    | 2012 – Rollins   |

## BACK-TO-BACK HOMERS

**Most, Season – Club:** 11 in 2009

**Most, Season – Individual:** 6 in 1980, Mike Schmidt and Greg Luzinski

**Most, Career:** 9 – Schmidt/Luzinski and Chuck Klein/Don Hurst

**Most, Game – Same Players:** 2 by Don Money and Greg Luzinski, 10/3/1972 at CHI

**Most, Game – Consecutive:** 3 (nine times)

|   |
|---|
| 9/30/1977 vs MTL, 2nd inning (Greg Luzinski, Richie Hebner, Garry Maddox)     |
| 8/17/1985 at CHI, 7th inning (Juan Samuel, Glenn Wilson, Mike Schmidt)        |
| 7/26/1987 vs ATL, 8th inning (Milt Thompson, Von Hayes, Mike Schmidt)         |
| 4/28/1999 vs CIN, 1st inning (Scott Rolen, Rico Brogna, Ron Gant)             |
| 5/4/2004 vs STL, 5th inning (Bobby Abreu, Jim Thome, Pat Burrell)             |
| 5/18/2004 vs LAD, 4th inning (Bobby Abreu, Pat Burrell, Jim Thome)            |
| 6/13/2008 at STL, 1st inning (Chase Utley, Ryan Howard, Pat Burrell)          |
| 4/23/2017 vs ATL, 8th inning (César Hernández, Aaron Altherr, Odúbel Herrera) |
| 9/17/2020 vs NYM, 1st inning (Bryce Harper, Alec Bohm, Didi Gregorius)        |

## BACK-TO-BACK LEADOFF HOME RUNS

The National League record for consecutive home runs at the start of a game is three, originally set by San Diego in 1987. The American League has had back-to-back homers to lead off a game 22 times. The Phillies have hit back-to-back homers to start their half of the first inning, five times:

|   |
|---|
| 7/29/1984 vs MTL – Juan Samuel and Von Hayes          |
| 7/7/1986 vs ATL – Gary Redus and Juan Samuel          |
| 4/16/1996 at MTL – Lenny Dykstra and Mickey Morandini |
| 9/9/2004 at ATL – Jimmy Rollins and Placido Polanco   |
| 5/18/2014 vs CIN – Jimmy Rollins and Wil Nieves       |

## EXTRA-INNING HOMERS

### MOST, CAREER

|   |               |
|---|---------------|
| 9 | Mike Schmidt  |
| 9 | Ryan Howard   |
| 6 | Dick Allen    |
| 5 | Gavvy Cravath |
| 5 | Del Ennis     |
| 5 | Cy Williams   |
| 5 | Pat Burrell   |
| 5 | Chase Utley   |
| 4 | Tony Gonzalez |
| 4 | Stan Lopata   |
| 4 | Jimmy Rollins |
| 3 | 8 players     |
| 2 | 31 players    |
| 1 | 97 players    |

### MOST, SEASON

|   |                       |   |                         |
|---|-----------------------|---|-------------------------|
| 2 | Gavvy Cravath, 1914   | 2 | Pat Burrell, 2002       |
| 2 | Jim Tabor, 1946       | 2 | Tomas Perez, 2002       |
| 2 | Wes Covington, 1961   | 2 | Ryan Howard, 2005       |
| 2 | Johnny Callison, 1963 | 2 | Ryan Howard, 2007       |
| 2 | Dick Allen, 1964      | 2 | Carlos Ruiz, 2010       |
| 2 | Dick Allen, 1966      | 2 | Hunter Pence, 2012      |
| 2 | Willie Montanez, 1971 | 2 | John Mayberry Jr., 2013 |
| 2 | Manny Trillo, 1981    | 2 | Brad Miller, 2021       |
| 2 | John Russell, 1986    |   |                         |
| 2 | Mike Schmidt, 1986    |   |                         |
| 2 | Dave Hollins, 1993    |   |                         |
| 2 | Charlie Hayes, 1995   |   |                         |
| 2 | Todd Zeile, 1996      |   |                         |

**Club Season Record:** 6 – 1986 (Schmidt-2, Russell-2, Stone, Samuel)  
2003 (Burrell, Byrd, Michaels, Pratt, Rollins, Thome)  
2010 (Ruiz-2, Gload, Howard, Polanco, Schneider)

## HOME RUNS

### HOMERING IN 5 STRAIGHT GAMES

Dick Allen, 1969 (May 27-June 1)  
 Mike Schmidt, 1979 (July 6-10)  
 Bobby Abreu, 2005 (May 8-12)  
 Chase Utley, 2008 (April 17-21)  
 Chase Utley, 2008 (May 28-June 2)  
 \*Rhys Hoskins, 2017 (Aug. 23-27)  
 Odúbel Herrera, 2018 (June 17-22)

\* Rookie

### HOMERING IN 4 STRAIGHT GAMES

|                           |                               |
|---------------------------|-------------------------------|
| Cy Williams, 1926         | Greg Luzinski, 1977           |
| Chuck Klein, 1929         | *Len Matuszek, 1984           |
| Don Hurst, 1929           | Juan Samuel, 1985             |
| Johnny Rizzo, 1940        | Pete Incaviglia, 1993, 1994   |
| Andy Seminick, 1948       | Jim Thome, 2003               |
| Del Ennis, 1950 (twice)   | Bobby Abreu, 2005             |
| Stan Lopata, 1957         | Ryan Howard, 2006, 2007, 2012 |
| Dick Allen, 1967          | Raúl Ibañez, 2009             |
| Ken Brett, 1973           | Jayson Werth, 2009            |
| Mike Schmidt, 1975, 1976, | Chase Utley, 2010             |
| 1977, 1979 (twice), 1980  | Maikel Franco, 2016           |
| (3 times), 1982, 1984     | Rhys Hoskins, 2022            |

\* Rookie

### MOST CAREER HR, BY POSITION

|    |                                 |     |
|----|---------------------------------|-----|
| P  | Rick Wise and Larry Christenson | 11  |
| C  | Mike Lieberthal                 | 149 |
| 1B | Ryan Howard                     | 370 |
| 2B | Chase Utley                     | 226 |
| 3B | Mike Schmidt                    | 509 |
| SS | Jimmy Rollins                   | 214 |
| OF | Del Ennis                       | 257 |
| OF | Chuck Klein                     | 241 |
| OF | Pat Burrell                     | 235 |

### MOST CAREER, BY PARK

|                                |                    |
|--------------------------------|--------------------|
| Recreation Park                | Charlie Bastian, 5 |
| Baker Bowl                     | Chuck Klein, 156   |
| Shibe Park/Connie Mack Stadium | Del Ennis, 133     |
| Veterans Stadium               | Mike Schmidt, 265  |
| Citizens Bank Park             | Ryan Howard, 198   |

### MOST ONE SEASON, BY PARK

|                                |             |
|--------------------------------|-------------|
| Recreation Park                | 13 in 1886  |
| Baker Bowl                     | 95 in 1922  |
| Shibe Park/Connie Mack Stadium | 77 in 1955  |
| Veterans Stadium               | 101 in 1977 |
| Citizens Bank Park             | 123 in 2019 |

### PITCHERS, CAREER (222 Home Runs)

|    |   |
|----|---|
| 11 | Larry Christenson, Rick Wise  |
| 9  | Steve Carlton, Schoolboy Rowe   |
| 7  | Al Orth   |
| 6  | Bill Duggleby   |
| 5  | Robin Roberts   |
| 4  | Grover Alexander, Ken Brett, Jim Bunning, Don Cardwell, Hal Carlson, Phil Collins, Charlie Ferguson, Tommy Greene, Randy Lerch, Lee Meadows, Robert Person, Jimmy Ring, Jack Taylor, Randy Wolf |
| 3  | Johnny Couch, Wayland Dean, Kevin Gross, Art Mahaffey, Claude Passeau   |
| 2  | Dennis Bennett, Ed Daily, Curt Davis, Jack Fifeid, Woodie Fryman, Jack Knight, Cliff Lee, Ben Lively, Erskine Mayer, Bob Miller, Clarence Mitchell, David Palmer, Bucky Walters, Doc White      |
| 1  | 66 players  |



## HOME RUNS – GAME

### TWO OR MORE, ONE GAME (CAREER)

|    |  |   |   |
|----|--|---|---|
| 44 | Mike Schmidt   | 8 | Don Hurst, Kyle Schwarber   |
| 29 | Ryan Howard  | 7 | Rico Brogna, Don Demeter, Bryce Harper, Andy Seminick   |
| 23 | Chuck Klein  | 6 | Gavvy Cravath, Pete Incaviglia, Stan Lopata, Fred Luderus, Brad Miller, Don Money, Sam Thompson, Jayson Werth |
| 21 | Chase Utley  |   |   |
| 20 | Dick Allen   | 5 | Raúl Ibáñez, Cliff W. Lee, Johnny Moore   |
| 18 | Pat Burrell  | 4 | 12 players  |
| 17 | Greg Luzinski  | 3 | 16 players  |
| 14 | Cy Williams  | 2 | 37 players  |
| 12 | Willie Jones, Rhys Hoskins                             | 1 | 101 players   |
| 11 | Dolph Camilli, Von Hayes, Mike Lieberthal, Scott Rolan |   |   |
| 10 | Bobby Abreu, Johnny Callison                           |   |   |
| 9  | Darren Daulton, Del Ennis, Jimmy Rollins, Jim Thome    |   |   |

### TWO, ONE GAME – PITCHER

|                  |                   |
|------------------|-------------------|
| 6/24/1926 (gm 1) | Jack Knight       |
| 7/22/1930        | Phil Collins      |
| 6/23/1971        | Rick Wise         |
| 8/28/1971        | Rick Wise         |
| 9/5/1976         | Larry Christenson |
| 9/30/1978        | Randy Lerch       |
| 6/2/2002         | Robert Person     |
| 8/11/2004        | Randy Wolf        |

### THREE IN A GAME – PHILLIES

|                                       |                        |
|---------------------------------------|------------------------|
| John Manning, of, consecutive         | 10/9/1884 at CHI       |
| Walt Henline, c                       | 9/15/1922 at STL       |
| Cy Williams, of (LH)                  | 5/11/1923 at STL       |
| John Moore, of (LH), consecutive      | 7/22/1936 vs PIT       |
| Andy Seminick, c                      | 6/2/1949 vs CIN        |
| Del Wilber, c, consecutive            | 8/27/1951 vs CIN       |
| Del Ennis, of                         | 7/23/1955 vs STL       |
| Don Demeter, of                       | 9/12/1961 at LAD       |
| Johnny Callison, of (LH), consecutive | 9/27/1964 vs MIL       |
| Johnny Callison, of (LH)              | 6/6/1965 at CHI (gm 2) |
| Dick Allen, of, consecutive           | 9/29/1968 at NYM       |
| Deron Johnson, 1b, consecutive        | 7/11/1971 vs MTL       |
| Mike Schmidt, 3b, consecutive         | 7/7/1979 vs SF         |
| Mike Schmidt, 3b, consecutive         | 6/14/1987 at MTL       |
| Von Hayes, of (LH)                    | 8/29/1989 at SF        |
| Benito Santiago, c, consecutive       | 9/15/1996 at CHI       |
| Bobby Estalella, c                    | 9/4/1997 at MTL        |
| Mike Lieberthal, c                    | 8/10/2002 at LAD       |
| Ryan Howard, 1b (LH), consecutive     | 9/3/2006 vs ATL (gm 1) |
| Jayson Werth, cf, consecutive         | 5/16/2008 vs TOR       |
| Brad Miller, 1b, consecutive          | 7/8/2021 at CHI        |

### FOUR IN A GAME – PHILLIES

|                           |                   |
|---------------------------|-------------------|
| Ed Delahanty              | 7/13/1896 at CHI  |
| Chuck Klein (LH)          | 7/10/1936 at PIT* |
| Mike Schmidt, consecutive | 4/17/1976 at CHI* |

\* 10-inning game

### THREE IN A DOUBLEHEADER

|                 |                  |
|-----------------|------------------|
| Cy Williams     | 5/20/1927 vs CIN |
| Chuck Klein     | 7/15/1929 vs CHI |
| Don Hurst       | 7/23/1932 vs BKN |
| Chuck Klein     | 5/10/1933 vs CIN |
| Chuck Klein     | 8/19/1933 vs CIN |
| Johnny Rizzo    | 8/14/1940 at BKN |
| Del Ennis       | 8/28/1948 at PIT |
| Andy Seminick   | 6/12/1949 vs STL |
| Stan Lopata     | 5/13/1956 at PIT |
| Harry Anderson  | 6/8/1958 at STL  |
| Johnny Callison | 6/6/1965 at CHI  |
| Ryan Howard     | 9/3/2006 vs ATL  |
| Raúl Ibáñez     | 5/16/2009 at WSH |

### THREE IN A GAME – OPPONENT

|                  |                        |
|------------------|------------------------|
| Tom McCreery     | 7/12/1897 vs LOU       |
| Hack Wilson      | 7/26/1930 vs CHI       |
| George Watkins   | 6/24/1931 vs STL       |
| Floyd Herman     | 7/20/1933 at CHI       |
| Hal Lee          | 7/6/1934 vs BOS        |
| Al Kampouris     | 5/9/1937 vs CIN        |
| Clyde McCullough | 7/26/1942 vs CHI       |
| Duke Snider      | 5/30/1950 at BKN       |
| Hank Sauer       | 6/11/1952 at CHI       |
| Gus Bell         | 7/21/1955 vs CIN       |
| Willie Mays      | 6/29/1961 vs SF*       |
| Bob Tillman      | 7/30/1969 vs ATL       |
| Rico Carty       | 5/31/1970 at ATL       |
| Rick Monday      | 5/16/1972 vs CHI       |
| Johnny Bench     | 5/9/1973 vs CIN        |
| Reggie Smith     | 5/22/1976 vs STL       |
| Dave Kingman     | 5/17/1979 at CHI       |
| Eric Davis       | 5/3/1987 vs CIN        |
| Andre Dawson     | 8/1/1987 at CHI (gm 1) |
| Jeff Treadway    | 5/26/1990 vs ATL       |
| Sammy Sosa       | 6/5/1996 at CHI        |
| Mark McGwire     | 5/19/1998 vs STL       |
| Brant Brown      | 6/18/1998 at CHI       |
| Mark McGwire     | 5/18/2000 vs STL       |
| Erubiel Durazo   | 5/17/2002 at ARI       |
| Andruw Jones     | 9/25/2002 vs ATL       |
| Mike Lowell      | 4/21/2004 vs FLA^      |
| Aramis Ramirez   | 7/30/2004 at CHI       |
| J.T. Snow        | 8/13/2004 vs SF        |
| Jose Reyes       | 8/15/2006 vs NYM       |
| Carlos Lee       | 4/13/2007 vs HOU       |
| Jason Giambi     | 5/19/2011 vs COL       |
| Ryan Braun       | 4/8/2014 vs MIL        |
| Joey Votto       | 6/9/2015 at CIN        |
| Charlie Blackmon | 8/12/2016 vs COL       |
| Yoenis Céspedes  | 4/11/2017 vs NYM       |

\* 10-inning game; ^ 12-inning game

# HOME RUNS – GAME

## MOST HOMERS IN A GAME – PHILLIES

| HR | Date/Opponent   | Players   |
|----|---|---|
| 7  | 9/8/1998 vs NYM<br>7/26/2018 at CIN<br>6/1/2021 at CIN  | Brogna (2), Sefcik (2), Estalella (2), Anderson Franco (2), Hoskins (2), Williams (2), Santana Herrera (2), McCutchen (2), Hoskins, Joyce, Torreyes   |
| 6  | 5/11/1923 vs CHI<br>8/28/1948 at PIT<br>6/2/1949 vs CIN<br>4/27/1965 at SF<br>10/3/1972 at CHI<br>4/17/1976 at CHI<br>8/12/1977 at CHI<br>8/17/1985 at CHI<br>5/30/1993 at COL<br>8/11/2004 vs COL<br>7/9/2017 vs SD<br>9/6/2021 at MIL | Williams (3), Mogan (2), Parkinson Ennis (2), Hamner, Lakeman, Seminick, Miller Seminick (3), Ennis, Jones, Rowe Allen (2), Covington, Gonzalez, Dalrymple, Callison Money (2), Luzinski (2), Harmon, B. Robinson Schmidt (4), Boone, Maddox McCarver (2), Carlton, Luzinski, Johnstone, Hutton Daulton (2), Schu, Samuel, Wilson, Schmidt Daulton (2), Greene, Duncan, Hollins, Batiste Thome (2), Wolf (2), Rollins, Utley Galvis (2), Altherr, Williams, Herrera, Rupp Miller (2), Segura, Harper, McCutchen, Galvis |

## MOST HOMERS IN A GAME – OPPONENT

| HR | Date/Opponent  | Players   |
|----|--|---|
| 9  | 9/4/1999 vs CIN  | Taubensee (2), Boone, Young, Hammonds, Vaughn, Reese, Johnson, Lewis  |
| 8  | 6/16/2015 at BAL<br>8/24/2015 vs NYM<br>6/10/2019 vs ARI                     | Machado (2), Parmelee (2), Davis, Flaherty, Lough, Paredes Flores (2), Cespedes, Cuddyer, d'Arnaud, Lagares, Murphy, Wright Escobar (2), Vargas (2), Avila, Dyson, Marte, Peralta                           |
| 7  | 4/19/2005 vs NYM<br>4/30/2013 at CLE<br>4/11/2017 vs NYM<br>6/29/2018 vs WSH | Diaz (2), Reyes (2), Mientkiewicz, Piazza, Wright Raburn (2), Brantley, Santana, Reynolds, Chisenhall, Stubbs Céspedes (3), Duda (2), Cabrera, d'Arnaud Soto (2), Goodwin, Harper, Rendon, Reynolds, Turner |

## FIRST MAJOR LEAGUE HIT A HOME RUN

| Player              | Date/Opponent    | Player                 | Date/Opponent    |
|---------------------|------------------|------------------------|------------------|
| Bill Duggleby * + # | 4/21/1898 vs NYG | Jeff Bittiger +        | 9/22/1986 at PIT |
| Tom Sullivan +      | 5/15/1922 at STL | Ricky Jordan ^         | 7/17/1988 vs HOU |
| Emmett Mueller #    | 4/19/1938 vs BKN | Ron Jones              | 8/26/1988 vs LAD |
| Charlie Frye +      | 8/21/1940 at CHI | Bobby Estalella        | 9/27/1996 at NYM |
| Jim Carlin          | 8/2/1941 at STL  | Marlon Anderson # (PH) | 9/8/1998 vs NYM  |
| Bob Finley          | 7/5/1943 vs STL  | Chase Utley *          | 4/24/2003 vs COL |
| Andy Seminick       | 9/15/1943 vs NYG | John Mayberry Jr.      | 5/23/2009 at NYY |
| Ed Sanicki #        | 9/14/1949 at PIT | Darin Ruf              | 9/25/2012 vs WSH |
| Jim Command *       | 7/11/1954 at BKN | Darnell Sweeney (PH)   | 8/22/2015 at MIA |
| Bob Bowman          | 9/21/1956 at NYG | Brock Stassi           | 4/10/2017 vs NYM |
| Dick Farrell +      | 6/2/1957 vs BKN  | Mitch Walding          | 9/14/2018 vs MIA |
| Larry Christenson + | 5/16/1975 vs ATL | Darick Hall            | 6/30/2022 vs ATL |

\* Grand slam + Pitcher # 1st plate appearance ^ 1st at-bat (PH) Pinch-hit

## TWO HR, ONE INNING, PLAYER

6/2/1949 Andy Seminick vs CIN, 8th inning  
6/11/1985 Von Hayes vs NYM, 1st inning\*

\*First player in history to hit two homers in the first inning

## MOST HR, ONE INNING, CLUB

5 6/2/1949 vs CIN, 8th inning (Del Ennis, Andy Seminick (2), Willie Jones and Schoolboy Rowe)

## HOME RUNS – SEASON

### 30 OR MORE, ONE SEASON

|    |                      |      |
|----|----------------------|------|
| 58 | Ryan Howard (LH)     | 2006 |
| 48 | Mike Schmidt         | 1980 |
| 48 | Ryan Howard (LH)     | 2008 |
| 47 | Jim Thome (LH)       | 2003 |
| 47 | Ryan Howard (LH)     | 2007 |
| 46 | Kyle Schwarber (LH)  | 2022 |
| 45 | Mike Schmidt         | 1979 |
| 45 | Ryan Howard (LH)     | 2009 |
| 43 | Chuck Klein (LH)     | 1929 |
| 42 | Jim Thome (LH)       | 2004 |
| 41 | Cy Williams (LH)     | 1923 |
| 40 | Chuck Klein (LH)     | 1930 |
| 40 | Dick Allen           | 1966 |
| 40 | Mike Schmidt         | 1983 |
| 39 | Greg Luzinski        | 1977 |
| 38 | Chuck Klein (LH)     | 1932 |
| 38 | Mike Schmidt         | 1975 |
| 38 | Mike Schmidt         | 1976 |
| 38 | Mike Schmidt         | 1977 |
| 37 | Mike Schmidt         | 1986 |
| 37 | Pat Burrell          | 2002 |
| 36 | Mike Schmidt         | 1974 |
| 36 | Mike Schmidt         | 1984 |
| 36 | Jayson Werth         | 2009 |
| 35 | Greg Luzinski        | 1978 |
| 35 | Mike Schmidt         | 1982 |
| 35 | Mike Schmidt         | 1987 |
| 35 | Bryce Harper (LH)    | 2019 |
| 35 | Bryce Harper (LH)    | 2021 |
| 34 | Deron Johnson        | 1971 |
| 34 | Greg Luzinski        | 1975 |
| 34 | Raúl Ibañez (LH)     | 2009 |
| 34 | Rhys Hoskins         | 2018 |
| 33 | Dick Allen           | 1968 |
| 33 | Mike Schmidt         | 1985 |
| 33 | Pat Burrell          | 2008 |
| 33 | Chase Utley (LH)     | 2008 |
| 33 | Ryan Howard (LH)     | 2011 |
| 32 | Lefty O'Doul (LH)    | 1929 |
| 32 | Stan Lopata          | 1956 |
| 32 | Johnny Callison (LH) | 1965 |
| 32 | Dick Allen           | 1969 |
| 32 | Pat Burrell          | 2005 |
| 32 | Chase Utley (LH)     | 2006 |
| 31 | Don Hurst (LH)       | 1929 |
| 31 | Chuck Klein          | 1931 |
| 31 | Del Ennis            | 1950 |
| 31 | Johnny Callison (LH) | 1964 |
| 31 | Mike Schmidt         | 1981 |
| 31 | Scott Rolen          | 1998 |
| 31 | Mike Lieberthal      | 1999 |
| 31 | Bobby Abreu (LH)     | 2001 |
| 31 | Chase Utley (LH)     | 2009 |
| 31 | Ryan Howard (LH)     | 2010 |
| 30 | Cy Williams (LH)     | 1927 |
| 30 | Del Ennis            | 1948 |
| 30 | Willie Montanez (LH) | 1971 |
| 30 | Benito Santiago      | 1996 |
| 30 | Bobby Abreu (LH)     | 2004 |
| 30 | Pat Burrell          | 2007 |
| 30 | Jimmy Rollins (SW)   | 2007 |
| 30 | Rhys Hoskins         | 2022 |

LH – Left-handed batter; SW – Switch-hitter

### TRIOS, ONE SEASON

|                      |            |
|----------------------|------------|
| Ryan Howard          | 58         |
| Chase Utley          | 32         |
| Pat Burrell          | 29         |
| <b>Total in 2006</b> | <b>119</b> |
| Ryan Howard          | 45         |
| Jayson Werth         | 36         |
| Raúl Ibañez          | 34         |
| <b>Total in 2009</b> | <b>115</b> |
| Ryan Howard          | 48         |
| Pat Burrell          | 33         |
| Chase Utley          | 33         |
| <b>Total in 2008</b> | <b>114</b> |
| Ryan Howard          | 47         |
| Pat Burrell          | 30         |
| Jimmy Rollins        | 30         |
| <b>Total in 2007</b> | <b>107</b> |
| Chuck Klein          | 43         |
| Lefty O'Doul         | 32         |
| Don Hurst            | 31         |
| <b>Total in 1929</b> | <b>106</b> |
| Kyle Schwarber       | 46         |
| Rhys Hoskins         | 30         |
| J.T. Realmuto        | 22         |
| <b>Total in 2022</b> | <b>98</b>  |
| Jim Thome            | 42         |
| Bobby Abreu          | 30         |
| Pat Burrell          | 24         |
| <b>Total in 2004</b> | <b>96</b>  |
| Greg Luzinski        | 39         |
| Mike Schmidt         | 38         |
| Richie Hebner        | 18         |
| <b>Total in 1977</b> | <b>95</b>  |

### DUOS, ONE SEASON

|                      |           |
|----------------------|-----------|
| Ryan Howard          | 58        |
| Chase Utley          | 32        |
| <b>Total in 2006</b> | <b>90</b> |
| Ryan Howard          | 48        |
| Chase Utley          | 33        |
| <b>Total in 2008</b> | <b>81</b> |
| Ryan Howard          | 48        |
| Pat Burrell          | 33        |
| <b>Total in 2008</b> | <b>81</b> |
| Ryan Howard          | 45        |
| Jayson Werth         | 36        |
| <b>Total in 2009</b> | <b>81</b> |
| Greg Luzinski        | 39        |
| Mike Schmidt         | 38        |
| <b>Total in 1977</b> | <b>77</b> |
| Ryan Howard          | 47        |
| Pat Burrell          | 30        |
| <b>Total in 2007</b> | <b>77</b> |
| Ryan Howard          | 47        |
| Jimmy Rollins        | 30        |
| <b>Total in 2007</b> | <b>77</b> |
| Kyle Schwarber       | 46        |
| Rhys Hoskins         | 30        |
| <b>Total in 2022</b> | <b>76</b> |
| Chuck Klein          | 43        |
| Lefty O'Doul         | 32        |
| <b>Total in 1929</b> | <b>75</b> |
| Mike Schmidt         | 38        |
| Greg Luzinski        | 34        |
| <b>Total in 1975</b> | <b>72</b> |
| Jim Thome            | 42        |
| Bobby Abreu          | 30        |
| <b>Total in 2004</b> | <b>72</b> |

## HOME RUNS – SEASON

### MOST PLAYERS WITH DOUBLE-DIGIT HOME RUNS

- 10 2019—Harper, Hoskins, Realmuto, Kingery, Franco, Hernández, Bruce, Miller, Segura, McCutchen
- 9 2004—Thome, Abreu, Burrell, Bell, Lieberthal, Polanco, Rollins, Utley, Michaels
- 8 2017—Franco, Joseph, Altherr, Hoskins, Herrera, Rupp, Galvis, Williams  
2021—Harper, Hoskins, McCutchen, Miller, Realmuto, Segura, Gregorius, Herrera  
2022—Schwarber, Hoskins, Realmuto, Harper, Bohm, Castellanos, Segura, Stott
- 7 1977—Luzinski, Schmidt, Hebner, Johnstone, Maddox, Boone, McBride  
1987—Schmidt, Samuel, Hayes, Parrish, James, Aguayo, Wilson  
1993—Daulton, Incaviglia, Dykstra, Hollins, Kruk, Chamberlain, Duncan  
2001—Abreu, Burrell, Rolen, Lee, Glanville, Rollins, Anderson  
2002—Burrell, Abreu, Rolen, Lieberthal, Lee, Giambi, Rollins  
2005—Burrell, Utley, Abreu, Howard, Lieberthal, Rollins, Bell  
2007—Howard, Burrell, Rollins, Rowand, Utley, Victorino, Dobbs  
2008—Howard, Burrell, Utley, Werth, Feliz, Victorino, Rollins  
2009—Howard, Werth, Ibañez, Utley, Rollins, Feliz, Victorino  
2011—Howard, Ibañez, Victorino, Rollins, Mayberry, Pence, Utley  
2012—Rollins, Pence, Ruiz, Howard, Mayberry, Utley, Wigginton  
2018—Hoskins, Santana, Franco, Herrera, Williams, Hernández, Alfaro

### EACH PARK, ONE SEASON

- 1929 Chuck Klein
- 1941 Danny Litwhiler
- 1944 Ron Northey
- 1948 Del Ennis
- 1950 Andy Seminick
- 1950 Dick Sisler
- 1952 Del Ennis
- 1959 Wally Post
- 1979 Mike Schmidt

### MOST MULTIPLE HOME RUN GAMES

- 8 Kyle Schwarber, 2022
- 7 Dick Allen, 1968  
Ryan Howard, 2006  
Chase Utley, 2006
- 6 Cy Williams, 1923  
Chuck Klein, 1931  
Mike Schmidt, 1974  
Jim Thome, 2003
- 5 Greg Luzinski, 1977  
Mike Schmidt, 1980  
Mike Schmidt, 1983  
Von Hayes, 1989  
Chase Utley, 2005  
Ryan Howard, 2007  
Ryan Howard, 2008  
Ryan Howard, 2009

### MOST HOME RUNS AT HOME

- 29 Chuck Klein, 1932  
Ryan Howard, 2006
- 28 Jim Thome, 2003
- 26 Cy Williams, 1923  
Chuck Klein, 1930  
Ryan Howard, 2008
- 25 Chuck Klein, 1929  
Mike Schmidt, 1980
- 24 Dolph Camilli, 1936
- 23 Ryan Howard, 2007
- 22 Chuck Klein, 1931  
Deron Johnson, 1971  
Mike Schmidt, 1975  
Greg Luzinski, 1977

### MOST HOME RUNS ON THE ROAD

- 29 Mike Schmidt, 1979  
Ryan Howard, 2006
- 27 Ryan Howard, 2009
- 25 Kyle Schwarber, 2022
- 24 Ryan Howard, 2007
- 23 Dick Allen, 1966  
Mike Schmidt, 1980  
Jim Thome, 2004
- 22 Del Ennis, 1948  
Benito Santiago, 1996  
Ryan Howard, 2008
- 21 Mike Schmidt, 1976  
Mike Schmidt, 1977  
Mike Schmidt, 1983  
Mike Lieberthal, 1999  
Pat Burrell, 2008  
Raúl Ibañez, 2009

# HOME RUNS – SEASON

## CONSECUTIVE 20-HOME RUN SEASONS

| Seasons | Player          | Years     |
|---------|-----------------|-----------|
| 14      | Mike Schmidt    | 1974-87   |
| 8       | Pat Burrell     | 2001-08   |
| 7       | Bobby Abreu     | 1999-2005 |
| 7       | Ryan Howard     | 2005-11   |
| 6       | Dick Allen      | 1964-69   |
| 5       | Chuck Klein     | 1929-33   |
| 5       | Del Ennis       | 1952-56   |
| 5       | Scott Rolen     | 1997-01   |
| 5       | Chase Utley     | 2005-09   |
| 4       | Johnny Callison | 1962-65   |
| 4       | Greg Luzinski   | 1975-78   |

## MOST PLAYERS WITH 20 HOMERS

|      |      |  |
|------|------|--|
| 5    | 2007 | Ryan Howard, Pat Burrell, Jimmy Rollins, Aaron Rowand, Chase Utley |
|      | 2009 | Ryan Howard, Jayson Werth, Raúl Ibañez, Chase Utley, Jimmy Rollins |
| 4    | 1962 | Don Demeter, Johnny Callison, Roy Sievers, Tony Gonzalez           |
|      | 1999 | Mike Lieberthal, Scott Rolen, Rico Brogna, Bobby Abreu             |
| 2001 |      | Bobby Abreu, Pat Burrell, Scott Rolen, Travis Lee                  |
|      | 2005 | Pat Burrell, Chase Utley, Bobby Abreu, Ryan Howard                 |
| 2006 |      | Ryan Howard, Chase Utley, Pat Burrell, Jimmy Rollins               |
|      | 2008 | Ryan Howard, Pat Burrell, Chase Utley, Jayson Werth                |
| 2016 |      | Maikel Franco, Ryan Howard, Tommy Joseph, Freddy Galvis            |
|      | 2018 | Rhys Hoskins, Carlos Santana, Maikel Franco, Odúbel Herrera        |
| 2021 |      | Bryce Harper, Rhys Hoskins, Andrew McCutchen, Brad Miller          |
|      | 1929 | Chuck Klein, Lefty O'Doul, Don Hurst                               |
| 1950 |      | Del Ennis, Willie Jones, Andy Seminick                             |
|      | 1965 | Johnny Callison, Dick Stuart, Dick Allen                           |
| 1987 |      | Mike Schmidt, Juan Samuel, Von Hayes                               |
|      | 1997 | Scott Rolen, Rico Brogna, Mike Lieberthal                          |
| 2000 |      | Scott Rolen, Bobby Abreu, Ron Gant                                 |
|      | 2003 | Jim Thome, Pat Burrell, Bobby Abreu                                |
| 2004 |      | Jim Thome, Bobby Abreu, Pat Burrell                                |
|      | 2019 | Bryce Harper, Rhys Hoskins, J.T. Realmuto                          |
| 2022 |      | Kyle Schwarber, Rhys Hoskins, J.T. Realmuto                        |

## 30 HOMERS AND 100 RBI, SAME SEASON

| Year | Player               | HR/RBI |
|------|----------------------|--------|
| 1923 | Cy Williams (LH)     | 41/114 |
| 1929 | Chuck Klein (LH)     | 43/145 |
| 1929 | Don Hurst (LH)       | 31/125 |
| 1929 | Lefty O'Doul (LH)    | 32/122 |
| 1930 | Chuck Klein (LH)     | 40/170 |
| 1931 | Chuck Klein (LH)     | 31/121 |
| 1932 | Chuck Klein (LH)     | 38/137 |
| 1950 | Del Ennis            | 31/126 |
| 1964 | Johnny Callison (LH) | 31/104 |
| 1965 | Johnny Callison (LH) | 32/101 |
| 1966 | Dick Allen           | 40/110 |
| 1974 | Mike Schmidt         | 36/116 |
| 1975 | Greg Luzinski        | 34/120 |
| 1976 | Mike Schmidt         | 38/107 |
| 1977 | Greg Luzinski        | 39/130 |
| 1977 | Mike Schmidt         | 38/101 |
| 1978 | Greg Luzinski        | 35/101 |
| 1979 | Mike Schmidt         | 45/114 |
| 1980 | Mike Schmidt         | 48/121 |
| 1983 | Mike Schmidt         | 40/109 |
| 1984 | Mike Schmidt         | 36/106 |
| 1986 | Mike Schmidt         | 37/119 |
| 1987 | Mike Schmidt         | 35/113 |
| 1998 | Scott Rolen          | 31/110 |
| 2001 | Bobby Abreu (LH)     | 31/110 |
| 2002 | Pat Burrell          | 37/116 |
| 2003 | Jim Thome (LH)       | 47/131 |
| 2004 | Jim Thome (LH)       | 42/105 |
| 2004 | Bobby Abreu (LH)     | 30/105 |
| 2005 | Pat Burrell          | 32/117 |
| 2006 | Ryan Howard (LH)     | 58/149 |
| 2006 | Chase Utley (LH)     | 32/102 |
| 2007 | Ryan Howard (LH)     | 47/136 |
| 2008 | Ryan Howard (LH)     | 48/146 |
| 2008 | Chase Utley (LH)     | 33/104 |
| 2009 | Ryan Howard (LH)     | 45/141 |
| 2010 | Ryan Howard (LH)     | 31/108 |
| 2011 | Ryan Howard (LH)     | 33/116 |
| 2019 | Bryce Harper (LH)    | 35/114 |

Schmidt is the leader with nine 30/100 seasons; Howard had six; Klein four; Luzinski, three; Callison, Abreu, Thome, Burrell and Utley, two; seven others had one each.

# GRAND SLAMS

## MOST – ONE SEASON

- 4 Vince DiMaggio, 1945
- 3 Chuck Klein, 1929 and 1932; Gene Freese, 1959; Bobby Abreu, 2005; Ryan Howard, 2009
- 2 George Harper, 1924; Cy Williams, 1925 and 1926; Russ Wrightstone, 1927; Dolph Camilli, 1937; Andy Seminick, Willie Jones and Del Ennis, 1950; Willie Jones, 1951; Don Demeter, 1962; Dick Stuart, 1965; Dick Allen, 1968; Mike Schmidt, 1973 and 1983; Greg Luzinski, 1976 and 1977; Dave Johnson, 1978; Darren Daulton, 1992 and 1993; Mariano Duncan, 1993; Benito Santiago, 1996; Pat Burrell, 2000; Ryan Howard, 2005, 2007, 2012 and 2016; Maikel Franco, 2017; Bryce Harper, 2019; J.T. Realmuto, 2019; Didi Gregorius, 2020; Andrew McCutchen, 2021

## MOST – CAREER

- 15 Ryan Howard
- 7 Mike Schmidt
- 6 Bobby Abreu, Willie Jones, Chuck Klein, Cy Williams
- 5 Dick Allen, Pat Burrell, Darren Daulton, Del Ennis, Greg Luzinski, Andy Seminick, Chase Utley
- 4 Vince DiMaggio, Maikel Franco, Mike Lieberthal, Jimmy Rollins, Russ Wrightstone
- 3 Aaron Altherr, Lave Cross, Don Demeter, Pedro Feliz, Gene Freese, Didi Gregorius, Granny Hamner, Bryce Harper, George Harper, Fred Luderus, Garry Maddox, Sam Thompson, Jayson Werth
- 2 34 players
- 1 123 players

## MOST – ONE GAME, CLUB

- 2 4/28/1921 vs BOS: Ralph Miller and Lee Meadows
- 8/18/1997 vs SF: Billy McMillon and Mike Lieberthal
- 9/9/2003 at ATL: Tomas Perez and Jason Michaels
- 4/27/2009 vs WSH: Ryan Howard and Raúl Ibañez
- 4/7/2018 vs MIA: Maikel Franco and Aaron Altherr

## MOST – ONE SEASON, CLUB

- 11 2009: Ryan Howard (3), Jayson Werth and Pedro Feliz (2), Raúl Ibañez, Jimmy Rollins, Matt Stairs and Shane Victorino (1)
- 8 1993: Darren Daulton and Mariano Duncan (2), Kim Batiste, Jim Eisenreich, Pete Incaviglia and Mickey Morandini (1)
- 2005: Bobby Abreu (3), Ryan Howard (2), David Bell, Ramon Martinez and Chase Utley (1)
- 7 1976: Greg Luzinski (2), Dick Allen, Bob Boone, Ollie Brown, Garry Maddox and Bobby Tolan (1)

## EXTRA INNINGS

|                   |                         |      |
|-------------------|-------------------------|------|
| Cy Williams       | 9/4/1924 vs NYG         | 10th |
| Cy Williams       | 7/18/1925 vs CHI        | 10th |
| Wally Post        | 9/9/1989 vs LAD         | 10th |
| Rick Joseph       | 9/16/1967 vs LAD        | 11th |
| Deron Johnson     | 6/20/1971 at NYM        | 11th |
| Mike Schmidt      | 7/11/1983 at CIN        | 11th |
| John Kruk         | 9/17/1989 vs STL        | 12th |
| Dale Murphy       | 8/6/1991 vs CHI         | 11th |
| Ryan Howard       | 9/21/2005 at ATL        | 10th |
| John Mayberry Jr. | 6/4/2013 vs MIA         | 11th |
| Brad Miller       | 7/29/2021 vs WSH (gm 2) | 8th  |

## PINCH-HITTERS

|                  |                  |                    |
|------------------|------------------|--------------------|
| Cy Williams      | 4/15/1926 vs BOS | (Larry Benton)     |
| Schoolboy Rowe   | 5/2/1943 vs BOS  | (Alva Javery)      |
| Jimmie Foxx      | 5/18/1945 vs STL | (Ken Burkhardt)    |
| Vince DiMaggio   | 6/2/1945 vs PIT  | (Al Gerheuser)     |
| Gene Freese      | 4/18/1959 vs CIN | (Mike Cuellar)     |
| Roy Sievers      | 5/26/1963 vs CIN | (Bill Henry)       |
| Rick Joseph      | 9/16/1967 vs LAD | (Ron Perranoski)*  |
| Jim Hutto        | 7/19/1970 vs LAD | (Jim Brewer)       |
| Davey Johnson    | 4/30/1978 vs SD  | (Bob Shirley)      |
| Davey Johnson    | 6/3/1978 vs LAD  | (Terry Forster)    |
| Bake McBride     | 7/8/1978 vs MTL  | (Rudy May)         |
| Ozzie Virgil     | 9/2/1983 vs SF   | (Gary Lavelle)     |
| Jim Eisenreich   | 8/23/1995 vs SD  | (Dustin Hermanson) |
| Kevin Jordan     | 4/20/2001 vs ATL | (Marc Valdes)      |
| Chase Utley      | 6/1/2005 vs SF   | (LaTroy Hawkins)   |
| Jose Hernandez   | 9/18/2006 vs CHI | (Sean Marshall)    |
| Ryan Howard      | 5/9/2007 at ARI  | (Brandon Medders)  |
| Greg Dobbs       | 9/16/2007 at NYM | (Jorge Sosa)       |
| Matt Stairs      | 9/10/2009 at WSH | (Zack Segovia)     |
| Carlos Ruiz      | 4/9/2011 at ATL  | (Scott Linebrink)  |
| Hector Luna      | 5/16/2012 at CHI | (Michael Bowden)   |
| Ty Kelly         | 8/19/2017 at SF  | (Cory Gearrin)     |
| Andrew McCutchen | 6/23/2021 vs WSH | (Kyle McGowin)     |

\*11th inning

## PITCHERS

|                   |                         |                       |
|-------------------|-------------------------|-----------------------|
| Bill Duggleby     | 4/21/1898 vs NYG        | (Cy Seymour)          |
| Lee Meadows       | 4/28/1921 vs BOS        | (Jack Scott)          |
| Jimmy Ring        | 5/12/1925 vs PIT        | (Vic Aldridge)        |
| Phil Collins      | 6/23/1929 vs BOS (gm 2) | (Kent Greenfield)     |
| Schoolboy Rowe    | 5/2/1943 vs BOS         | (Alva Javery)         |
| Art Mahaffey      | 8/2/1962 vs NYM         | (Craig Anderson)      |
| Rick Wise         | 8/28/1971 vs SF (gm 2)  | (Don McMahon)         |
| Jim Lonborg       | 6/24/1974 vs MTL        | (Chuck Taylor)        |
| Larry Christenson | 9/27/1977 vs CHI        | (Dennis Lamp)         |
| Steve Carlton     | 5/16/1984 at LAD        | (Fernando Valenzuela) |
| Jeff Juden        | 8/25/1995 vs LAD        | (John Cummings)       |
| Robert Person     | 6/2/2002 vs MTL         | (Bruce Chen)          |

## ULTIMATE GRAND SLAMS

Grand slam to win the game in the last inning while down by three runs.

|             |                  |                 |        |
|-------------|------------------|-----------------|--------|
| Tony Taylor | 8/2/1970 vs SF   | (Mike Davidson) | 0 outs |
| Bo Díaz     | 4/13/1983 vs NYM | (Neil Allen)    | 2 outs |



## INSIDE-THE-PARK HOME RUNS

### INSIDE-THE-PARK, SEASON (Since 1900)

#### Individual

|   |                        |
|---|------------------------|
| 5 | Red Dooin, 1904        |
| 4 | Sherry Magee, 1907     |
|   | Beals Becker, 1913     |
| 3 | John Titus, 1904       |
|   | Kitty Bransfield, 1905 |
|   | Sherry Magee, 1911     |
|   | Dick Allen, 1966       |

#### Team

|    |                  |
|----|------------------|
| 16 | 1904             |
| 10 | 1913             |
| 9  | 1907             |
| 7  | 1905, 1909, 1911 |
| 6  | 1917, 1923, 1957 |

### INSIDE-THE-PARK GRAND SLAMS

|                  |                         |
|------------------|-------------------------|
| Red Dooin        | 10/1/1904 vs PIT (gm 2) |
| Kitty Bransfield | 8/18/1906 at STL        |
| Irish Meusel     | 8/23/1918 at CIN        |
| George Harper    | 7/25/1924 vs CHI        |
| Willie Jones     | 6/19/1951 at PIT        |
| Ted Kazanski     | 8/8/1956 at NYG         |
| Aaron Altherr    | 9/25/2015 at WSH        |

### EXTRA-INNING INSIDE-THE-PARK HR

|                 |                         |
|-----------------|-------------------------|
| Del Ennis       | 9/21/1947 at NYG (11th) |
| Dick Allen      | 9/25/1964 vs MIL (10th) |
| Johnny Callison | 6/11/1965 vs HOU (10th) |
| Dick Allen      | 8/1/1966 vs HOU (10th)  |
| Bob Dernier     | 5/15/1989 vs SF (12th)  |
| Bobby Abreu     | 8/27/2000 vs SF (10th)  |

### INSIDE-THE-PARK, CAREER

There have been 250 inside-the-park homers by  
119 players since 1900:

- Sherry Magee
- John Titus
- Red Dooin
- Richie Ashburn, Kitty Bransfield
- Dick Allen, Beals Becker, Elmer Flick, Possum Whitted
- Shad Barry, Mickey Doolan, Hans Lobert, Fred Luderus, Jimmy Rollins, Roy Thomas
- Bobby Abreu, Harry Anderson, Johnny Bates, Larry Bowa, Johnny Callison, Gavvy Cravath, George Harper, Ted Kazanski, Chuck Klein, Nap Lajoie, Freddy Leach, Irish Meusel, Dode Paskert, Mike Schmidt, Milt Stock, Chase Utley, Cy Williams (17 players)
- Dave Bancroft, Ed Delahanty, Denny Doyle, Bill Duggleby, Barney Friberg, Kid Gleason, Eddie Grant, Von Hayes, Walter Holke, Cliff W. Lee, Johnny Lush, Ron Northey, Juan Samuel, Andy Seminick, Denny Sothorn, Bill White, Pinky Whitney, Russ Wrightstone (18 players)
- Aaron Altherr, Doug Baird, Juan Bell, John Bolling, Bob Boone, Ed Bouchee, Frank Brugg, Dave Cash, Frank Corridon, Ernie Courtney, Monte Cross, Tony Curry, Kiddo Davis, Spud Davis, Bob Dernier, Vance Dinges, Joe Dolan, Klondike Douglass, Jack Doyle, Lenny Dykstra, Del Ennis, Johnny Evers, Chico Fernandez, Art Fletcher, Ron Gant, Doug Glanville, Tony Gonzalez, Granny Hamner, Terry Harmon, Bryce Harper, Rudy Hulswitt, Willie Jones, Kevin Jordan, Oscar Judd\*, Bill Killefer, Scott Kingery, Otto Knabe, Bevo LeBourveau, Hal Lee, Joe Lonnett, Bake McBride, Ed McFarland, Rube Melton\*, Johnny Mokon, John Monroe, Mickey Morandini, Fred Osborn, Buz Phillips\*, Wally Post, Goldie Rapp, Cookie Rojas, Scott Rolen, Heinie Sand, Paul Sentelle, Curt Simmons\*, Casey Stengel, Tony Taylor, Al Todd, Shane Victorino, Harry Walker, Lee Walls, Jayson Werth, Doc White, Del Wilber, Nick Williams, Glenn Wilson, Jimmy Wilson, Harry Wolverton, Chief Zimmer (69 players)

\* Pitcher

## WALK-OFF HOME RUNS

There have been 207 walk-off home runs hit by 130 players since 1900:

- Mike Schmidt
- Ryan Howard, Cy Williams
- Dick Allen, Johnny Callison, Gavvy Cravath, Del Ennis, Von Hayes
- Bobby Abreu, Pat Burrell, Tony Gonzalez, Stan Lopata, Johnny Moore, Scott Rolen, Jim Tabor, Chase Utley
- Luis Aguayo, Cody Asche, Bobby Bragan, Ollie Brown, Maikel Franco, Freddy Galvis, Granny Hamner, Raúl Ibañez, Willie Jones, John Kruk, Hans Lobert, Fred Luderus, Willie Montanez, Lefty O'Doul, John Peters, Jimmy Rollins, Carlos Ruiz, Andy Seminick, Dickie Thon, Manny Trillo, Jayson Werth, Possum Whitted (22 players)
- Bill Atwood, Dave Bancroft, Kim Batiste, David Bell, John Briggs, Reid Brignac, Smoky Burgess, Marlon Byrd, Asdrúbal Cabrera, Dolph Camilli, Domingo Cedenó, Bud Clancy, Wes Covington, Darren Daulton, Spud Davis, Bob Dernier, Bo Diaz, Vince DiMaggio, David Doster, Johnny Estrada, Pedro Feliz, Art Fletcher, Tom Foley, Jeff Francoeur, Kevin Frandsen, Chick Fraser, Doug Glanville, Bryce Harper, George Harper, Charlie Hayes, Richie Hebner, Don Hurst, Rick Joseph, Davey Johnson, Scott Kingery, Chuck Klein, Andrew Knapp, Al Lakeman, Freddy Leach, Ricky Ledee, Cliff W. Lee, Travis Lee, Mike Lieberthal, Tony Longmire, Greg Luzinski, Len Matuszek, Sherry Magee, Gary Matthews, John Mayberry Jr., Bake McBride, Andrew McCutchen, Irish Meusel, Brad Miller, Johnny Mokon, Don Money, John Morris, Dale Murphy, Bert Niehoff, Frank Parkinson, Hunter Pence, Tomas Perez, Tony Perez, Trevor Plouffe, Placido Polanco, Wally Post, Todd Pratt, J.T. Realmuto, Sean Rodríguez, John Russell, Juan Samuel, Brian Schneider, Howie Schultz, Jean Segura, Roy Sievers, Bobby Smith, Jeff Stone, Bryson Stott, Garrett Stubbs, Tony Taylor, Frank Thomas, Jim Thome, Del Unser, Shane Victorino, Ozzie Virgil, John Vukovich, Curt Walker, Bill White, Mark Whiten, Luke Williams, Jimmy Wilson, Todd Zeile (92 players)

# RUNS BATTED IN

## BY THE MONTH

|           |                        |
|-----------|------------------------|
| April     | Ryan Howard, 2011 (27) |
| May       | Cy Williams, 1923 (44) |
| June      | Chuck Klein, 1930 (36) |
| July      | Chuck Klein, 1929 (40) |
| August    | Ryan Howard, 2006 (41) |
| September | Ryan Howard, 2008 (32) |

## MOST IN ONE MONTH

|    |                                |
|----|--------------------------------|
| 44 | Cy Williams (May 1923)         |
| 41 | Ryan Howard (August 2006)      |
| 40 | Chuck Klein (July 1929)        |
| 39 | Del Ennis (July 1950)          |
| 38 | Pinky Whitney (July 1932)      |
| 38 | Chuck Klein (July 1930)        |
| 37 | Gavvy Cravath (September 1914) |
| 36 | Chuck Klein (June 1930)        |
| 35 | Ryan Howard (May 2006)         |
| 34 | Don Hurst (July 1929)          |
| 34 | Dick Allen (June 1966)         |
| 33 | Chuck Klein (May 1929)         |
| 33 | Chuck Klein (June 1932)        |
| 33 | Greg Luzinski (June 1973)      |
| 33 | Ryan Howard (August 2009)      |
| 32 | Don Hurst (May 1932)           |
| 32 | Chuck Klein (May 1930)         |
| 32 | Del Ennis (May 1954)           |
| 32 | Mike Schmidt (June 1974)       |
| 32 | Greg Luzinski (July 1977)      |
| 32 | Mike Schmidt (July 1979)       |
| 32 | Ryan Howard (September 2008)   |

## MOST CONSECUTIVE GAMES WITH AN RBI

|    |                           |
|----|---------------------------|
| 10 | Pinky Whitney, 1931       |
|    | Bobby Abreu, 2005         |
| 9  | Pinky Whitney, 1928       |
|    | Don Hurst, 1932           |
|    | Ryan Howard, 2006 (twice) |
|    | Chase Utley, 2008         |
| 8  | Don Hurst, 1929           |
|    | Buzz Arlett, 1931         |
|    | Don Hurst, 1932           |
|    | Chuck Klein, 1932         |
|    | Wes Schulmerich, 1933     |
|    | Del Ennis, 1955           |
|    | Mike Schmidt, 1984        |
|    | Darren Daulton, 1992      |
|    | Todd Zeile, 1996          |
|    | Rico Brogna, 1998         |
|    | Rico Brogna, 1999         |
|    | Jim Thome, 2003           |

## MOST, ONE GAME – PHILLIES

| RBI | Player           | Date                       |
|-----|------------------|----------------------------|
| 8   | Kitty Bransfield | 7/11/1910 at PIT           |
|     | Gavvy Cravath    | 8/8/1915 at CIN            |
|     | Willie Jones     | 8/20/1958 at STL           |
|     | Mike Schmidt     | 4/17/1976 at CHI (10 inn.) |
|     | Jayson Werth     | 5/16/2008 vs TOR           |
| 7   | Ed Delahanty     | 7/13/1896 at CHI           |
|     | Lee King         | 4/28/1922 at BKN           |
|     | Johnny Mokon     | 5/11/1923 vs STL           |
|     | Cy Williams      | 5/11/1923 vs STL           |
|     | Russ Wrightstone | 6/11/1926 vs PIT           |
|     | Cy Williams      | 5/20/1927 vs CIN           |
|     | Dolph Camilli    | 4/19/1935 vs NYG           |
|     | Granny Hamner    | 7/17/1948 at STL           |
|     | Del Ennis        | 7/27/1950 vs CHI           |
|     | Del Ennis        | 7/23/1955 vs STL           |
|     | Don Demeter      | 9/12/1961 at LAD           |
|     | Dick Allen       | 9/29/1968 at NYM           |
|     | Greg Luzinski    | 6/11/1977 at ATL           |
|     | Rico Brogna      | 8/25/1999 vs SD            |
|     | Robert Person    | 6/2/2002 vs MTL            |
|     | Ryan Howard      | 6/20/2006 vs NYY           |
|     | Carlos Ruiz      | 5/2/2012 at ATL (11 inn.)  |

## MOST, ONE GAME – OPPONENT

| RBI | Player             | Date                    |
|-----|--------------------|-------------------------|
| 9   | Erubiel Durazo     | 5/17/2002 at ARI        |
| 8   | Babe Herman        | 7/20/1933 at CHI        |
|     | Mel Ott            | 5/11/1936 vs NYG        |
|     | Alex Kampouris     | 5/9/1937 vs CIN         |
|     | Ed Bailey          | 7/22/1965 at CHI        |
|     | Chris Speier       | 9/22/1982 at MTL        |
|     | George Kelly       | 7/25/1928 vs CIN        |
| 7   | Pie Traynor        | 6/6/1930 vs PIT         |
|     | Frank Demaree      | 7/26/1936 vs CHI        |
|     | Dom Dallessandro   | 8/26/1941 vs CHI        |
|     | Johnny Bench       | 5/9/1973 vs CIN         |
|     | Joe Morgan         | 8/19/1974 at CIN        |
|     | Bill Buckner       | 5/17/1979 at CHI        |
|     | George Hendrick    | 6/29/1982 vs STL        |
|     | Will Clark         | 7/14/1991 vs SF         |
|     | Mike Piazza        | 8/27/1995 vs LAD        |
|     | Gary Sheffield     | 9/18/1995 vs FLA        |
|     | Jeff Blauser       | 5/11/1996 vs ATL        |
|     | Mark McGwire       | 5/18/2000 vs STL        |
|     | Jeff Bagwell       | 8/13/2000 vs HOU        |
|     | Aramis Ramirez     | 9/18/2006 vs CHI        |
|     | Jason Giambi       | 5/19/2011 vs COL        |
|     | Billy Butler       | 4/7/2013 vs KC          |
|     | Adeiny Hechavarria | 5/5/2013 vs MIA         |
|     | Ryan Braun         | 4/8/2014 vs MIL         |
|     | José Bautista      | 8/16/2018 vs NYM (gm 1) |

## NL TRIPLE CROWN WINNERS

| Year | Player           | Club      | AVG  | HR | RBI |
|------|------------------|-----------|------|----|-----|
| 1912 | Heinie Zimmerman | Cubs      | .372 | 14 | 103 |
| 1922 | Rogers Hornsby   | Cardinals | .401 | 42 | 152 |
| 1925 | Rogers Hornsby   | Cardinals | .403 | 39 | 143 |
| 1933 | Chuck Klein      | PHILLIES  | .368 | 28 | 120 |
| 1937 | Joe Medwick      | Cardinals | .374 | 31 | 154 |

# PINCH HITTING

## TEAM TOTALS

## TEAM LEADER, AVERAGE◀

| AVG   | AB  | H   | HR  | RBI | Year        | Player(s)        | AVG   | AB | H   | HR | RBI |
|-------|-----|-----|-----|-----|-------------|------------------|-------|----|-----|----|-----|
| .250  | 124 | 31  | 2   | 21  | <b>1950</b> | Dick Whitman     | .308  | 39 | *12 | 0  | 5   |
| .167  | 146 | 29  | 2   | 14  | <b>1951</b> | Bill Nicholson   | .306  | 36 | 11  | 0  | 9   |
| .204  | 113 | 23  | 4   | 16  | <b>1952</b> | Bill Nicholson   | .250  | 32 | 8   | 3  | 10  |
| .219  | 137 | 30  | 2   | 19  | <b>1953</b> | Connie Ryan      | .350  | 20 | 7   | 1  | 4   |
|       |     |     |     |     |             | Eddie Waitkus    | .350  | 20 | 7   | 0  | 1   |
| .225  | 120 | 27  | 2   | 20  | <b>1954</b> | Smoky Burgess    | .353  | 17 | 6   | 1  | 7   |
| .210  | 138 | 29  | 2   | 16  | <b>1955</b> | Glen Gorbous     | .265  | 34 | 9   | 1  | 3   |
| .217  | 180 | 39  | 2   | 39  | <b>1956</b> | Solly Hemus      | .273  | 33 | 9   | 0  | 0   |
| .178  | 163 | 29  | 5   | 21  | <b>1957</b> | Ron Northey      | .269  | 26 | 7   | 1  | 5   |
| *.308 | 208 | *64 | *11 | *64 | <b>1958</b> | Bob Bowman       | *.419 | 31 | 13  | 3  | 9   |
| .247  | 215 | 53  | *9  | 53  | <b>1959</b> | Dave Philley     | .395  | 38 | 15  | 0  | 11  |
| .195  | 261 | 51  | 4   | 30  | <b>1960</b> | Bobby Gene Smith | .315  | 35 | 11  | 1  | 8   |
| .219  | 260 | 57  | 2   | 30  | <b>1961</b> | Tony Gonzalez    | .375  | 16 | 6   | 1  | 3   |
| .203  | 227 | 46  | 2   | 28  | <b>1962</b> | Wes Covington    | .300  | 30 | 9   | 0  | 6   |
| .198  | 217 | 43  | *8  | *36 | <b>1963</b> | Wes Covington    | .320  | 25 | 8   | 2  | 9   |
| .232  | 215 | 50  | 2   | *30 | <b>1964</b> | John HerrNSTEIN  | .333  | 21 | 7   | 1  | 5   |
| .202  | 228 | 46  | 2   | 24  | <b>1965</b> | Alex Johnson     | .296  | 27 | 8   | 1  | 1   |
| .212  | 208 | 44  | 1   | 19  | <b>1966</b> | Doug Clemens     | .245  | 49 | 12  | 0  | 8   |
| .184  | 255 | 47  | 3   | 26  | <b>1967</b> | Doug Clemens     | .204  | 54 | 11  | 0  | 4   |
| .242  | 186 | *45 | *5  | 23  | <b>1968</b> | Rick Joseph      | .292  | 24 | 7   | 2  | 3   |
| .156  | 173 | 27  | 0   | 14  | <b>1969</b> | Terry Harmon     | .222  | 18 | 4   | 0  | 0   |
| .242  | 207 | 50  | *6  | 41  | <b>1970</b> | Rick Joseph      | .297  | 37 | 11  | 3  | 7   |
| .196  | 184 | 36  | 3   | 17  | <b>1971</b> | Byron Browne     | .259  | 27 | 7   | 1  | 2   |
| .213  | 221 | *47 | *5  | 21  | <b>1972</b> | Tommy Hutton     | *.421 | 19 | 8   | 0  | 3   |
| .256  | 227 | 58  | 4   | 29  | <b>1973</b> | M. Rogodzinski   | .340  | 47 | *16 | 2  | 7   |
| .281  | 210 | 59  | *9  | 41  | <b>1974</b> | Tony Taylor      | .370  | 46 | 17  | 2  | 12  |
| .247  | 247 | 61  | 4   | 42  | <b>1975</b> | Jay Johnstone    | .400  | 25 | 10  | 1  | 6   |
| .233  | 215 | 50  | 1   | 21  | <b>1976</b> | Ollie Brown      | .346  | 26 | 9   | 1  | 8   |
| .249  | 213 | 53  | 2   | 42  | <b>1977</b> | Dave Johnson     | .346  | 26 | 9   | 1  | 11  |
| .193  | 218 | 42  | *8  | 40  | <b>1978</b> | Dave Johnson     | .316  | 19 | 6   | 2  | 11  |
| .229  | 218 | 50  | 5   | 29  | <b>1979</b> | Del Unser        | .304  | 46 | 14  | 4  | 14  |
| .276  | 174 | 48  | 0   | 25  | <b>1980</b> | Del Unser        | .316  | 38 | 12  | 0  | 6   |
| .227  | 132 | 30  | 2   | 17  | <b>1981</b> | George Vukovich^ | .455  | 11 | 5   | 1  | 3   |
| .217  | 189 | 41  | 0   | 23  | <b>1982</b> | Greg Gross       | .358  | 53 | *19 | 0  | 7   |
| .242  | 227 | 55  | 4   | 35  | <b>1983</b> | Pete Rose        | .364  | 22 | 8   | 0  | 2   |
| .241  | 290 | 70  | 10  | 60  | <b>1984</b> | Len Matuszek     | .417  | 24 | 10  | 3  | 10  |
| .205  | 244 | 50  | 4   | 29  | <b>1985</b> | Jeff Stone       | .278  | 18 | 5   | 1  | 1   |
| .267  | 224 | 60  | 6   | 32  | <b>1986</b> | Jeff Stone       | .333  | 21 | 7   | 1  | 3   |

\* League leader; # Tied for league lead; ◀ Min. 16 AB through 2021 except where noted; min. 10 AB since; ^ Min. 10 AB due to strike

### MOST PINCH HITS, CAREER

- 117 Greg Gross (LH)
- 54 Tony Taylor
- 52 Tommy Hutton (LH)
- 51 Greg Dobbs (LH)
- 47 Tim McCarver (LH)
- 45 Kevin Jordan
- 43 Ricky Jordan
- 37 Ruben Amaro Jr. (SW)
- 37 Dave Philley (SW)
- 36 Jason Michaels
- 35 John Briggs (LH)
- 35 Del Unser (LH)
- 34 Kevin Sefcik
- 34 Cy Williams (LH)
- 33 Wes Covington (LH)
- 33 Ross Gload (LH)

### MOST PINCH HITS, SEASON

- 22 Greg Dobbs (LH), 2008
- 20 Roy (Doc) Miller, 1913 (LH)
- 19 Greg Gross, 1982 (LH)
- 18 Rene Monteagudo, 1945 (LH)
- Dave Philley, 1958 (SW)
- Ross Gload, 2011 (LH)
- 17 Tony Taylor, 1974
- 16 Mike Rogodzinski, 1973 (LH)
- Ricky Jordan, 1993
- David Dellucci, 2006 (LH)
- 15 Harry McCurdy, 1933 (LH)
- Schoolboy Rowe, 1943
- Dave Philley, 1959 (LH)
- Greg Gross, 1987 (LH)
- Kevin Jordan, 1998
- Ross Gload, 2010 (LH)

# PINCH HITTING

## TEAM TOTALS

## TEAM LEADER, AVERAGE«

| AVG  | AB  | H   | HR  | RBI | Year | Player(s)         | AVG   | AB | H  | HR | RBI |
|------|-----|-----|-----|-----|------|-------------------|-------|----|----|----|-----|
| .233 | 258 | 60  | 4   | 21  | 1987 | Keith Hughes      | .421  | 19 | 8  | 0  | 3   |
| .230 | 243 | 56  | 1   | 23  | 1988 | Tommy Barrett     | .381  | 21 | 8  | 0  | 2   |
| .199 | 286 | 57  | 3   | 30  | 1989 | Randy Ready       | .263  | 19 | 5  | 1  | 3   |
| .211 | 246 | 52  | 4   | 29  | 1990 | Randy Ready       | .267  | 45 | 12 | 0  | 5   |
| .241 | 245 | 59  | 2   | 33  | 1991 | Jim Lindeman      | .361  | 36 | 13 | 0  | 2   |
| .233 | 219 | 51  | 4   | 26  | 1992 | Jim Lindeman      | .400  | 20 | 8  | 1  | 5   |
| .253 | 198 | 50  | 2   | 26  | 1993 | Milt Thompson     | .320  | 25 | 8  | 0  | 3   |
| .272 | 147 | 40  | 3   | 27  | 1994 | Pete Incaviglia   | .350  | 20 | 7  | 1  | 3   |
| .233 | 215 | 50  | 7   | 37  | 1995 | Tony Longmire     | .303  | 33 | 19 | 3  | 11  |
| .216 | 213 | 46  | 5   | 26  | 1996 | Ruben Amaro Jr.   | .387  | 31 | 12 | 1  | 10  |
| .183 | 246 | 45  | 3   | 26  | 1997 | Kevin Sefcik      | .316  | 19 | 6  | 0  | 0   |
| .232 | 224 | 52  | 5   | 30  | 1998 | Kevin Jordan      | .278  | 54 | 15 | 2  | 10  |
| .255 | 204 | 52  | 5   | 29  | 1999 | Alex Arias        | *.545 | 22 | 12 | 0  | 9   |
| .199 | 231 | 46  | 2   | 19  | 2000 | Brian R. Hunter   | .225  | 40 | 9  | 1  | 4   |
| .242 | 198 | 48  | 6   | 37  | 2001 | Brian L. Hunter   | .364  | 33 | 12 | 2  | 9   |
| .220 | 209 | 46  | 5   | 30  | 2002 | Doug Glanville    | .350  | 20 | 7  | 0  | 2   |
| .244 | 213 | 52  | 5   | 23  | 2003 | Tyler Houston     | .448  | 29 | 13 | 0  | 8   |
| .240 | 225 | 54  | 9   | 35  | 2004 | Chase Utley       | .355  | 31 | 11 | 3  | 10  |
| .233 | 227 | 53  | 4   | 37  | 2005 | Endy Chavez       | .250  | 44 | 11 | 0  | 5   |
| .209 | 273 | 57  | 3   | 29  | 2006 | David Dellucci    | .267  | 60 | 16 | 1  | 11  |
| .230 | 230 | 53  | 9   | *57 | 2007 | Jayson Werth      | .353  | 17 | 6  | 2  | 5   |
| .253 | 253 | *64 | *9  | 41  | 2008 | Pedro Feliz       | .438  | 16 | 7  | 1  | 5   |
| .186 | 237 | 44  | #9  | 36  | 2009 | Matt Stairs       | .210  | 62 | 13 | *5 | 15  |
| .188 | 240 | 45  | 8   | 31  | 2010 | Ben Francisco     | .282  | 39 | 11 | 0  | 7   |
| .236 | 229 | 54  | 4   | 27  | 2011 | Ben Francisco     | .269  | 26 | 7  | 0  | 4   |
| .206 | 238 | 49  | 5   | 23  | 2012 | John Mayberry Jr. | .304  | 23 | 7  | 0  | 1   |
| .222 | 234 | 52  | 4   | 29  | 2013 | Kevin Frandsen    | .250  | 56 | 14 | 1  | 10  |
| .182 | 220 | 40  | 5   | 27  | 2014 | John Mayberry Jr. | .391  | 23 | 9  | 3  | 11  |
| .251 | 231 | 58  | *10 | 39  | 2015 | Jeff Francoeur    | .367  | 30 | 11 | 1  | 11  |
| .157 | 235 | 37  | 4   | 22  | 2016 | Ryan Howard       | .211  | 19 | 4  | 0  | 3   |
|      |     |     |     |     |      | Jimmy Paredes     | .211  | 38 | 8  | 1  | 5   |
| .255 | 208 | 53  | 4   | 26  | 2017 | Cameron Perkins   | .333  | 18 | 6  | 1  | 2   |
| .208 | 260 | 54  | 5   | 32  | 2018 | Nick Williams     | .357  | 28 | 10 | 3  | 8   |
| .203 | 286 | 58  | 9   | 26  | 2019 | Phil Gosselin     | .313  | 32 | 10 | 0  | 3   |
| .300 | 40  | 12  | 0   | 6   | 2020 | Adam Haseley+     | .400  | 5  | 2  | 0  | 2   |
| .188 | 239 | 45  | 5   | 25  | 2021 | Ronald Torreyes   | .412  | 17 | 7  | 1  | 6   |
| .289 | 76  | 22  | 3   | 11  | 2022 | Matt Vierling     | .273  | 11 | 3  | 1  | 1   |

\* League leader; # Tied for league lead; « Min. 16 AB through 2021 except where noted; min. 10 AB since; + Min. 5 AB due to shortened season

## PINCH HOMERS, CAREER

There have been 390 pinch homers hit in Phillies history by 215 players:

- 9 Cy Williams
- 7 Greg Dobbs, Ricky Ledee, Matt Stairs
- 6 Gavvy Cravath, Ryan Howard, Kevin Jordan, Rick Joseph, John Mayberry Jr., Del Unser
- 5 Gene Freese, Bill Nicholson, Chase Utley
- 4 Bob Bowman, Ollie Brown, Johnny Callison, Dave Hollins, Wally Post, Rip Repulski
- 3 Luis Aguayo, Andrés Blanco, Rob Ducey, Ross Gload, Jeff Grotewold, Von Hayes, Tommy Hutton, Dave Johnson, Deron Johnson, Tony Longmire, Stan Lopata, Jerry Martin, Len Matuszek, Jason Michaels, Brad Miller, Darin Ruf, John Russell, Tony Taylor, Shane Victorino, Nick Williams
- 2 49 players
- 1 127 players

## PINCH HOMERS, CONSECUTIVE AT-BATS

- 3 Del Unser 6/30, 7/5, 7/10/1979
- 2 Cy Williams 6/2, 6/6/1928
- Lefty O'Doul 9/9, 9/13/1930
- Rip Repulski 8/22, 8/24/1958
- Gene Freese 4/18, 4/23/1959
- Jerry Martin 5/18, 5/26/1978
- Jeff Grotewold 7/7 (game 2), 7/8/1992

# PINCH HITTING

## YEARLY LEADERS IN PINCH HITS

| Year    | PH | Player             | Year | PH | Player            | Year | PH | Player            |
|---------|----|--------------------|------|----|-------------------|------|----|-------------------|
| 1883-91 |    | No player had a PH | 1928 | 7  | Cy Williams       | 1975 | 11 | Tommy Hutton      |
| 1892    | 1  | Charlie Reilly*    | 1929 | 9  | Cy Williams       | 1976 | 9  | Ollie Brown       |
| 1893    | 2  | John Sharrott*     | 1930 | 8  | Harry McCurdy     | 1977 | 10 | Tommy Hutton      |
| 1894    | 2  | Mike Grady*        |      | 8  | Tripp Sigman      | 1978 | 9  | Jose Cardenal     |
| 1895    | 2  | Tuck Tucker*       |      | 8  | Cy Williams       | 1979 | 14 | Del Unser         |
| 1896    | 1  | Ed Delahanty       | 1931 | 7  | Harry McCurdy     |      | 14 | Greg Gross        |
|         | 1  | Bill Hulen         | 1932 | 5  | Fred Brickell     | 1980 | 12 | Del Unser         |
| 1897    | 1  | Jack Boyle         | 1933 | 15 | Harry McCurdy*    | 1981 | 6  | Greg Gross        |
|         | 1  | Kid Carsey         | 1934 | 7  | Harvey Hendrick   | 1982 | 19 | Greg Gross*       |
|         | 1  | Jack Clements      | 1935 | 5  | Al Todd           | 1983 | 11 | Joe Lefebvre      |
|         | 1  | Billy Nash         | 1936 | 8  | Jimmy Wilson      | 1984 | 13 | Greg Gross        |
|         | 1  | Al Orth            | 1937 | 7  | Earl Browne       | 1985 | 7  | Greg Gross        |
| 1898    | 2  | Al Orth            |      | 7  | Johnny Moore      |      | 7  | Derrell Thomas    |
| 1899    | 2  | Pearce Chiles      | 1938 | 5  | Cap Clark         | 1986 | 13 | Greg Gross        |
|         | 2  | Ed Delahanty       | 1939 | 8  | Emmett Mueller    | 1987 | 15 | Greg Gross        |
|         | 2  | Nap Lajoie         | 1940 | 4  | Herschel Martin   | 1988 | 13 | Greg Gross        |
| 1900    | 1  | Klondike Douglass  |      | 4  | Emmett Mueller    | 1989 | 11 | Curt Ford         |
| 1901    | 1  | Jack Dunn          |      | 4  | Bennie Warren     | 1990 | 12 | Randy Ready       |
|         | 1  | Al Orth            | 1941 | 5  | Chuck Klein       | 1991 | 13 | Jim Lindeman      |
|         | 1  | Rabbit Slagle      |      | 5  | John Rizzo        | 1992 | 13 | Jeff Grotewold    |
| 1902    | 2  | Fred Jacklitsch    | 1942 | 5  | Earl Naylor       | 1993 | 16 | Ricky Jordan      |
| 1903    | 3  | Red Dooin          | 1943 | 15 | Schoolboy Rowe*   | 1994 | 8  | Tony Longmire     |
|         | 3  | Frank Roth         | 1944 | 8  | Coaker Triplett   | 1995 | 12 | Gary Varsho       |
| 1904    | 4  | Frank Roth*        | 1945 | 18 | Rene Monteagudo*  | 1996 | 12 | Ruben Amaro       |
| 1905    | 3  | Red Dooin          | 1946 | 8  | Lou Novikoff      | 1997 | 13 | Kevin Jordan      |
|         | 3  | Hugh Duffy         | 1947 | 9  | Charlie Gilbert   | 1998 | 15 | Kevin Jordan      |
|         | 3  | Otto Krueger       | 1948 | 7  | Bama Rowell       | 1999 | 14 | Kevin Sefcik      |
| 1906    | 1  | Jerry Donovan      |      | 7  | Harry Walker      | 2000 | 14 | Rob Ducey         |
|         | 1  | Red Dooin          | 1949 | 7  | Buddy Blattner    | 2001 | 12 | Brian L. Hunter   |
|         | 1  | John Lush          | 1950 | 12 | Dick Whitman*     | 2002 | 11 | Jason Michaels    |
|         | 1  | John Titus         | 1951 | 11 | Bill Nicholson    | 2003 | 13 | Tyler Houston     |
|         | 1  | Joe Ward           | 1952 | 8  | Bill Nicholson    | 2004 | 11 | Chase Utley       |
| 1907    | 7  | Wilfred Osborn*    | 1953 | 7  | Connie Ryan       | 2005 | 11 | Endy Chavez       |
| 1908    | 3  | Ernie Courtney     |      | 7  | Eddie Waitkus     | 2006 | 16 | David Dellucci    |
| 1909    | 5  | Joe Ward           | 1954 | 6  | Smoky Burgess     | 2007 | 14 | Greg Dobbs        |
| 1910    | 3  | Red Dooin          | 1955 | 9  | Glen Gorbous      | 2008 | 22 | Greg Dobbs*       |
|         | 3  | Jimmy Walsh        | 1956 | 14 | Frank Baumholtz*  | 2009 | 13 | Matt Stairs       |
| 1911    | 4  | John Titus         | 1957 | 7  | Ron Northey       | 2010 | 15 | Ross Gload        |
| 1912    | 7  | Roy Miller         | 1958 | 18 | Dave Philley*     | 2011 | 18 | Ross Gload*       |
| 1913    | 20 | Roy Miller*        | 1959 | 15 | Dave Philley      | 2012 | 7  | John Mayberry Jr. |
| 1914    | 10 | Josh Devore        | 1960 | 12 | Clay Dalrymple    | 2013 | 14 | Kevin Frandsen*   |
| 1915    | 3  | Dode Paskert       | 1961 | 6  | Tony Gonzalez     | 2014 | 9  | John Mayberry Jr. |
|         | 3  | Bud Weiser         | 1962 | 9  | Wes Covington     | 2015 | 11 | Jeff Francoeur    |
| 1916    | 6  | Claude Cooper      | 1963 | 8  | Wes Covington     | 2016 | 8  | Jimmy Paredes     |
| 1917    | 5  | Frank Schulte      | 1964 | 7  | John Herrnstein   | 2017 | 9  | Daniel Nava       |
| 1918    | 8  | Mike Fitzgerald*   | 1965 | 8  | Alex Johnson      | 2018 | 10 | Nick Williams     |
| 1919    | 6  | Gavvy Cravath      | 1966 | 12 | Doug Clemens      | 2019 | 10 | Phil Gosselin     |
| 1920    | 12 | Gavvy Cravath*     | 1967 | 11 | Doug Clemens      | 2020 | 2  | Jay Bruce         |
| 1921    | 9  | Bevo LeBoureau     | 1968 | 11 | Rick Joseph       |      | 2  | Phil Gosselin     |
| 1922    | 4  | Bevo LeBoureau     | 1969 | 4  | Terry Harmon      |      | 2  | Adam Haseley      |
| 1923    | 6  | Clarence Mitchell  | 1970 | 11 | Rick Joseph       |      | 2  | Neil Walker       |
| 1924    | 7  | Butch Henline      | 1971 | 7  | Byron Browne      | 2021 | 14 | Brad Miller       |
| 1925    | 6  | Russ Wrightstone   | 1972 | 8  | Tommy Hutton      | 2022 | 4  | Johan Camargo     |
| 1926    | 6  | Wayland Dean       | 1973 | 16 | Mike Rogodzinski* |      |    |                   |
| 1927    | 7  | Jack Scott         | 1974 | 17 | Tony Taylor       |      |    |                   |

\* League leader

### MOST PINCH HOMERS, SEASON – PLAYER

|   |   |
|---|---|
| 5 | Gene Freese (1959), Matt Stairs (2009)  |
| 4 | Rip Repulski (1958), Del Unser (1979)   |
| 3 | Cy Williams (1928), Bill Nicholson (1952), Bob Bowman (1958), Wally Post (1958), Rick Joseph (1970), Jerry Martin (1978), Len Matuszek (1984), Dave Hollins (1990)*, Jeff Grotewold (1992), Tony Longmire (1995), Ricky Ledee (2014), Chase Utley (2004), Ross Gload (2010), John Mayberry Jr. (2014), Nick Williams (2018) |

\* Hit one from each side of the plate

### MOST PINCH HOMERS, SEASON – TEAM

|    |  |
|----|--|
| 11 | 1958                                     |
| 10 | 1984, 2015                               |
| 9  | 1959, 1974, 2004, 2007, 2008, 2009, 2019 |

# SEASON LEADERS

## .300 BATTING AVERAGE

### Minimum 400 AB

|      |                  |       |
|------|------------------|-------|
| 1900 | Flick (LH)       | .378  |
|      | Lajoie           | .346  |
|      | Delahanty        | .323  |
|      | Thomas (LH)      | .316  |
| 1901 | Delahanty        | .354  |
|      | Flick (LH)       | .336  |
|      | Thomas (LH)      | .309  |
| 1903 | Thomas (LH)      | .327  |
|      | Keister          | .320  |
|      | Wolverton        | .308  |
| 1905 | Thomas (LH)      | .317  |
|      | Titus (LH)       | .308  |
| 1907 | Magee            | .328  |
| 1908 | Bransfield       | .304  |
| 1910 | Magee            | *.331 |
|      | Bates (LH)       | .305  |
| 1911 | Luderus (LH)     | .301  |
| 1912 | Paskert          | .315  |
|      | Magee            | .306  |
| 1913 | Cravath          | .341  |
|      | Magee            | .306  |
|      | Robert           | .300  |
| 1914 | Becker (LH)      | .325  |
|      | Magee            | .314  |
| 1915 | Luderus (LH)     | .315  |
| 1919 | Meusel           | .305  |
| 1920 | C. Williams (LH) | .325  |
|      | Meusel           | .309  |
| 1921 | C. Williams (LH) | .320  |
| 1922 | Walker (LH)      | .337  |
|      | C. Lee           | .322  |
|      | Henline          | .316  |
|      | C. Williams (LH) | .308  |
| 1923 | Tierney          | .317  |
|      | Mokan            | .313  |
|      | Holke            | .311  |
| 1924 | C. Williams (LH) | .328  |
|      | Holke            | .300  |
| 1925 | Harper (LH)      | .349  |
|      | Fonseca          | .319  |
| 1926 | Leach (LH)       | .329  |
|      | Mokan            | .303  |
| 1927 | Leach (LH)       | .306  |
|      | Wrightstone (LH) | .306  |
|      | F. Thompson      | .303  |
| 1928 | Leach (LH)       | .304  |
|      | Whitney          | .301  |
| 1929 | O'Doul (LH)      | *.398 |
|      | Klein (LH)       | .356  |
|      | Whitney          | .327  |
|      | F. Thompson      | .324  |
|      | Hurst (LH)       | .304  |
|      | Frilberg (LH)    | .301  |
| 1930 | Klein (LH)       | .386  |
|      | O'Doul (LH)      | .383  |
|      | Whitney          | .342  |
| 1931 | Klein (LH)       | .337  |
|      | Arlett           | .313  |
|      | Hurst (LH)       | .305  |
| 1932 | Klein (LH)       | .348  |
|      | Hurst (LH)       | .339  |
|      | S. Davis         | .336  |
|      | K. Davis         | .309  |
|      | Bartell          | .308  |
|      | Lee              | .303  |
| 1933 | Klein (LH)       | *.368 |
|      | S. Davis         | .349  |
|      | Fullis           | .309  |

|      |                             |       |
|------|-----------------------------|-------|
| 1934 | Moore (LH)                  | .343  |
|      | E. Allen                    | .330  |
|      | Bartell                     | .310  |
|      | Chiozza (LH)                | .304  |
| 1935 | Moore (LH)                  | .323  |
|      | E. Allen                    | .307  |
| 1936 | Moore                       | .328  |
|      | Camilli (LH)                | .315  |
|      | Klein (LH)                  | .309  |
| 1937 | Whitney                     | .341  |
|      | Camilli (LH)                | .339  |
|      | Klein (LH)                  | .325  |
| 1939 | Arnovich                    | .324  |
| 1941 | Etten (LH)                  | .311  |
|      | Litwhiler                   | .305  |
| 1945 | Wasdell                     | .300  |
| 1946 | Ennis                       | .313  |
| 1947 | Walker (LH)                 | *.363 |
| 1948 | Ashburn (LH)                | .333  |
| 1949 | Ennis                       | .302  |
| 1950 | Ennis                       | .311  |
|      | Ashburn (LH)                | .303  |
| 1951 | Ashburn (LH)                | .344  |
| 1953 | Ashburn (LH)                | .330  |
| 1954 | Ashburn (LH)                | .313  |
| 1955 | Ashburn (LH)                | *.338 |
| 1956 | Ashburn (LH)                | .303  |
| 1958 | Ashburn (LH)                | *.350 |
|      | H. Anderson (LH)            | .301  |
| 1962 | Demeter                     | .307  |
|      | Gonzalez (LH)               | .302  |
|      | Callison (LH)               | .300  |
| 1963 | Gonzalez (LH)               | .306  |
| 1964 | Allen                       | .318  |
| 1965 | Rojas                       | .303  |
|      | Allen                       | .302  |
| 1966 | Allen                       | .317  |
| 1967 | Gonzalez (LH)               | .339  |
|      | Allen                       | .307  |
| 1970 | Taylor                      | .301  |
| 1974 | Montanez (LH)               | .304  |
|      | Cash                        | .300  |
| 1975 | Bowa (SW)                   | .305  |
|      | Cash                        | .305  |
|      | Luzinski                    | .300  |
| 1976 | Maddox                      | .330  |
|      | Johnstone (LH)              | .318  |
|      | Luzinski                    | .304  |
| 1977 | McBride (LH)                | .316  |
|      | Luzinski                    | .309  |
| 1979 | Rose (SW)                   | .331  |
| 1980 | McBride (LH)                | .309  |
| 1981 | Rose (SW)                   | .325  |
|      | Schmidt                     | .316  |
|      | Matthews                    | .301  |
|      | (min. 350 AB due to strike) |       |
| 1986 | V. Hayes (LH)               | .305  |
| 1987 | Thompson (LH)               | .302  |
| 1989 | Dykstra (LH)                | .325  |
| 1992 | Kruk (LH)                   | .323  |
| 1993 | Kruk (LH)                   | .316  |
|      | Dykstra (LH)                | .305  |
| 1995 | Jefferies (SW)              | .306  |
| 1998 | Abreu (LH)                  | .312  |
| 1999 | Abreu (LH)                  | .335  |
|      | Glanville                   | .325  |
|      | Lieberthal                  | .300  |
| 2000 | Abreu (LH)                  | .316  |
| 2002 | Abreu (LH)                  | .308  |
| 2003 | Lieberthal                  | .313  |
|      | Byrd                        | .303  |
|      | Abreu (LH)                  | .300  |
| 2004 | Abreu (LH)                  | .301  |

|      |             |      |
|------|-------------|------|
| 2006 | Howard (LH) | .313 |
|      | Utley (LH)  | .309 |
| 2007 | Utley (LH)  | .332 |
|      | Rowand      | .309 |
| 2014 | Revere (LH) | .306 |
| 2021 | Harper (LH) | .309 |

## 650 AT-BATS

|      |               |       |
|------|---------------|-------|
| 1932 | Klein (LH)    | .650  |
| 1949 | Ashburn (LH)  | *.662 |
|      | Hamner        | *.662 |
| 1964 | Callison (LH) | .654  |
| 1971 | Bowa (SW)     | *.650 |
| 1974 | Cash          | *.687 |
|      | Bowa (SW)     | .669  |
| 1975 | Cash          | *.699 |
| 1976 | Cash          | *.666 |
| 1978 | Bowa (SW)     | .654  |
| 1980 | Rose (SW)     | .655  |
| 1984 | Samuel        | *.701 |
| 1985 | Samuel        | *.663 |
| 1987 | Samuel        | *.655 |
| 1998 | Glanville     | *.678 |
| 2001 | Rollins (SW)  | .656  |
| 2004 | Rollins (SW)  | .657  |
| 2005 | Rollins (SW)  | .677  |
| 2006 | Rollins (SW)  | .689  |
|      | Utley (LH)    | .658  |
| 2007 | Rollins (SW)  | *.716 |
| 2009 | Rollins (SW)  | *.672 |

## 200 HITS

|      |                  |      |
|------|------------------|------|
| 1893 | S. Thompson (LH) | *222 |
|      | Delahanty        | 219  |
| 1894 | Hamilton (LH)    | 223  |
|      | Cross            | 204  |
| 1895 | S. Thompson (LH) | 211  |
|      | Hamilton (LH)    | 201  |
| 1897 | Delahanty        | 200  |
| 1898 | Lajoie           | 200  |
| 1899 | Delahanty        | *234 |
| 1900 | Flick (LH)       | 207  |
| 1929 | O'Doul (LH)      | *254 |
|      | Klein (LH)       | 219  |
|      | F. Thompson      | 202  |
|      | Whitney          | 200  |
| 1930 | Klein (LH)       | 250  |
|      | Whitney          | 207  |
|      | O'Doul (LH)      | 202  |
| 1931 | Klein (LH)       | 200  |
| 1932 | Klein (LH)       | *226 |
| 1933 | Klein (LH)       | *223 |
|      | Fullis           | 200  |
| 1951 | Ashburn (LH)     | *221 |
| 1953 | Ashburn (LH)     | *205 |
| 1958 | Ashburn (LH)     | *215 |
| 1964 | Allen            | 201  |
| 1974 | Cash             | 206  |
| 1975 | Cash             | *213 |
| 1979 | Rose (SW)        | 208  |
| 1999 | Glanville        | 204  |
| 2006 | Utley (LH)       | 203  |
| 2007 | Rollins (SW)     | 212  |

## 150 SINGLES

|      |                  |     |
|------|------------------|-----|
| 1892 | Hamilton (LH)    | 152 |
| 1893 | S. Thompson (LH) | 161 |
| 1894 | Hamilton (LH)    | 179 |
|      | Cross            | 154 |
| 1895 | Hamilton (LH)    | 167 |
| 1897 | Cooley (LH)      | 155 |

|      |              |      |
|------|--------------|------|
| 1898 | Cooley (LH)  | 156  |
| 1899 | Thomas (LH)  | 162  |
|      | Delahanty    | 160  |
| 1900 | Thomas (LH)  | 161  |
| 1905 | Thomas (LH)  | 161  |
| 1929 | O'Doul (LH)  | *181 |
|      | F. Thompson  | 154  |
| 1930 | Whitney      | 153  |
| 1933 | Fullis       | *162 |
| 1934 | Bartell      | 153  |
| 1949 | Ashburn (LH) | 158  |
| 1951 | Ashburn (LH) | *181 |
| 1953 | Ashburn (LH) | *169 |
| 1954 | Ashburn (LH) | 150  |
| 1956 | Ashburn (LH) | 153  |
| 1957 | Ashburn (LH) | *152 |
| 1958 | Ashburn (LH) | *176 |
| 1974 | Cash         | *167 |
|      | Bowa (SW)    | 154  |
| 1975 | Cash         | *166 |
| 1976 | Cash         | 162  |
| 1978 | Bowa (SW)    | *153 |
| 1979 | Rose (SW)    | *159 |
| 2014 | Revere (LH)  | *162 |

## 40 DOUBLES

|      |                  |     |
|------|------------------|-----|
| 1890 | S. Thompson (LH) | *41 |
| 1895 | Delahanty        | *49 |
|      | S. Thompson (LH) | 45  |
| 1896 | Delahanty        | *44 |
| 1897 | Delahanty        | 40  |
| 1898 | Lajoie           | *40 |
| 1899 | Delahanty        | *56 |
| 1916 | Niehoff          | *42 |
| 1929 | Klein (LH)       | 45  |
|      | Whitney          | 43  |
|      | F. Thompson      | 41  |
| 1930 | Klein (LH)       | *59 |
|      | Whitney          | 41  |
| 1931 | Bartell          | 43  |
| 1932 | Klein (LH)       | 50  |
|      | Bartell          | 48  |
|      | Lee              | 42  |
|      | Hurst (LH)       | 41  |
| 1933 | Klein (LH)       | *44 |
| 1934 | E. Allen         | *42 |
| 1935 | E. Allen         | 46  |
| 1948 | Ennis            | 40  |
| 1966 | Callison (LH)    | *40 |
| 1975 | Cash             | 40  |
| 1979 | Rose (SW)        | 40  |
| 1980 | Rose (SW)        | *42 |
| 1986 | V. Hayes (LH)    | *46 |
| 1992 | Duncan           | 40  |
| 1993 | Dykstra (LH)     | 44  |
| 1997 | Morandini (LH)   | 40  |
| 1998 | Rolen            | 45  |
| 2000 | Abreu (LH)       | 42  |
| 2001 | Abreu (LH)       | 48  |
| 2002 | Abreu (LH)       | 50  |
| 2003 | Rollins (SW)     | 42  |
| 2004 | Abreu (LH)       | 47  |
|      | Rollins (SW)     | 43  |
| 2006 | Rollins (SW)     | 45  |
|      | Utley (LH)       | 40  |
| 2007 | Utley (LH)       | 48  |
|      | Rowand           | 45  |
| 2008 | Utley (LH)       | 41  |
| 2009 | Rollins (SW)     | 43  |
| 2010 | Werth            | *46 |
| 2017 | Herrera (LH)     | 42  |
| 2021 | Harper (LH)      | 42  |



# SEASON LEADERS

## 15 TRIPLES

|      |                  |     |
|------|------------------|-----|
| 1886 | Wood (LH)        | 15  |
| 1887 | Wood (LH)        | 19  |
| 1889 | Fogarty          | 17  |
| 1892 | Delahanty        | *21 |
| 1893 | Delahanty        | 18  |
| 1894 | S. Thompson (LH) | 27  |
|      | Delahanty        | 16  |
|      | Hamilton (LH)    | 15  |
| 1895 | S. Thompson (LH) | 21  |
| 1896 | Delahanty        | 17  |
| 1897 | Lajoie           | 25  |
|      | Delahanty        | 15  |
| 1900 | Flick (LH)       | 16  |
| 1901 | Flick (LH)       | 17  |
|      | Delahanty        | 16  |
| 1905 | Magee            | 17  |
| 1908 | Magee            | 16  |
| 1910 | Magee            | 17  |
| 1917 | Cravath          | 16  |
| 1932 | Klein (LH)       | 15  |
| 1947 | Walker (LH)      | *16 |
| 1965 | Callison (LH)    | *16 |
| 1984 | Samuel           | *19 |
| 1987 | Samuel           | *15 |
| 2007 | Rollins (SW)     | *20 |
| 2011 | Victorino (SW)   | #16 |

## 30 HOME RUNS

|      |                  |     |
|------|------------------|-----|
| 1923 | C. Williams (LH) | *41 |
| 1927 | C. Williams (LH) | *30 |
| 1929 | Klein (LH)       | *43 |
|      | O'Doul (LH)      | 32  |
|      | Hurst (LH)       | 31  |
| 1930 | Klein (LH)       | 40  |
| 1931 | Klein (LH)       | *31 |
| 1932 | Klein (LH)       | *38 |
| 1948 | Ennis            | 30  |
| 1950 | Ennis            | 31  |
| 1956 | Lopata           | 32  |
| 1964 | Callison (LH)    | 31  |
| 1965 | Callison (LH)    | 32  |
| 1966 | Allen            | 40  |
| 1968 | Allen            | 33  |
| 1969 | Allen            | 32  |
| 1971 | D. Johnson       | 34  |
|      | Montanez (LH)    | 30  |
| 1974 | Schmidt          | *36 |
| 1975 | Schmidt          | *38 |
|      | Luzinski         | 34  |
| 1976 | Schmidt          | *38 |
| 1977 | Luzinski         | 39  |
|      | Schmidt          | 38  |
| 1978 | Luzinski         | 35  |
| 1979 | Schmidt          | 45  |
| 1980 | Schmidt          | *48 |
| 1981 | Schmidt          | *31 |
| 1982 | Schmidt          | 35  |
| 1983 | Schmidt          | *40 |
| 1984 | Schmidt          | *36 |
| 1985 | Schmidt          | 33  |
| 1986 | Schmidt          | *37 |

|      |                |     |
|------|----------------|-----|
| 1987 | Schmidt        | 35  |
| 1996 | Santiago       | 30  |
| 1998 | Rolen          | 31  |
| 1999 | Lieberthal     | 31  |
| 2001 | Abreu (LH)     | 31  |
| 2002 | Burrell        | 37  |
| 2003 | Thome (LH)     | *47 |
| 2004 | Thome (LH)     | 42  |
|      | Abreu (LH)     | 30  |
| 2005 | Burrell        | 32  |
| 2006 | Howard (LH)    | *58 |
|      | Utley (LH)     | 32  |
| 2007 | Howard (LH)    | 47  |
|      | Burrell        | 30  |
|      | Rollins (SW)   | 30  |
| 2008 | Howard (LH)    | 48  |
|      | Burrell        | 33  |
|      | Utley (LH)     | 33  |
| 2009 | Howard (LH)    | 45  |
|      | Werth          | 36  |
|      | Ibañez (LH)    | 34  |
|      | Utley (LH)     | 31  |
| 2010 | Howard (LH)    | 31  |
| 2011 | Howard (LH)    | 33  |
| 2018 | Hoskins        | 34  |
| 2019 | Harper (LH)    | 35  |
| 2021 | Harper (LH)    | 35  |
| 2022 | Schwarber (LH) | 46  |
|      | Hoskins        | 30  |

## 75 EXTRA-BASE HITS

|      |                  |     |
|------|------------------|-----|
| 1895 | S. Thompson (LH) | 84  |
| 1929 | Klein (LH)       | 94  |
| 1930 | Klein (LH)       | 107 |
| 1931 | Klein (LH)       | 75  |
| 1932 | Klein (LH)       | 103 |
| 1933 | Klein (LH)       | 79  |
| 1949 | Ennis            | 75  |
| 1964 | Allen            | 80  |
| 1966 | Allen            | 75  |
| 1975 | Schmidt          | 75  |
| 1977 | Luzinski         | 77  |
|      | Schmidt          | 76  |
| 1980 | Schmidt          | 81  |
| 1987 | Samuel           | 80  |
| 1998 | Rolen            | 80  |
| 2000 | Abreu (LH)       | 77  |
| 2001 | Abreu (LH)       | 83  |
| 2002 | Burrell          | 78  |
|      | Abreu (LH)       | 76  |
| 2003 | Thome (LH)       | 80  |
| 2004 | Abreu (LH)       | 78  |
| 2006 | Howard (LH)      | 84  |
|      | Rollins (SW)     | 79  |
|      | Utley (LH)       | 76  |
| 2007 | Rollins (SW)     | 88  |
|      | Utley (LH)       | 75  |
| 2008 | Rollins (SW)     | 78  |
|      | Utley (LH)       | 78  |
| 2009 | Howard (LH)      | 86  |
| 2010 | Werth            | 75  |
| 2021 | Harper (LH)      | 78  |

## 325 TOTAL BASES

|      |                  |      |
|------|------------------|------|
| 1893 | Delahanty        | *347 |
| 1895 | S. Thompson (LH) | *352 |
| 1899 | Delahanty        | *335 |
| 1929 | Klein (LH)       | 405  |
|      | O'Doul (LH)      | 397  |
| 1930 | Klein (LH)       | *445 |
| 1931 | Klein (LH)       | *347 |
| 1932 | Klein (LH)       | *420 |
| 1933 | Klein (LH)       | *365 |
| 1950 | Ennis            | 328  |
| 1964 | Allen            | *352 |
| 1966 | Allen            | 331  |
| 1977 | Luzinski         | 329  |
| 1980 | Schmidt          | *342 |
| 1987 | Samuel           | 329  |
| 2003 | Thome (LH)       | 331  |
| 2006 | Howard (LH)      | *383 |
|      | Utley (LH)       | 347  |
|      | Rollins (SW)     | 329  |
| 2007 | Rollins (SW)     | 380  |
| 2008 | Howard (LH)      | 331  |
|      | Utley (LH)       | 325  |
| 2009 | Howard (LH)      | 352  |

## 100 RBI

|      |                  |      |
|------|------------------|------|
| 1889 | S. Thompson (LH) | 111  |
| 1890 | S. Thompson (LH) | 102  |
| 1892 | S. Thompson (LH) | 104  |
| 1893 | Delahanty        | *146 |
|      | S. Thompson (LH) | 126  |
| 1894 | S. Thompson (LH) | 141  |
|      | Delahanty        | 131  |
|      | Cross            | 125  |
| 1895 | S. Thompson (LH) | *165 |
|      | Delahanty        | 106  |
|      | Cross            | 101  |
| 1896 | Delahanty        | *126 |
|      | S. Thompson (LH) | 100  |
| 1897 | Lajoie           | 127  |
| 1898 | Lajoie           | *127 |
| 1899 | Delahanty        | *137 |
| 1900 | Flick (LH)       | *110 |
|      | Delahanty        | 109  |
| 1901 | Delahanty        | 108  |
| 1910 | Magee            | *123 |
| 1913 | Cravath          | *128 |
| 1914 | Magee            | *103 |
|      | Cravath          | 100  |
| 1915 | Cravath          | *115 |
| 1923 | C. Williams (LH) | 114  |
| 1928 | Whitney          | 103  |
| 1929 | Klein (LH)       | 145  |
|      | Hurst (LH)       | 125  |
|      | O'Doul (LH)      | 122  |
|      | Whitney          | 115  |
| 1930 | Klein (LH)       | 170  |
|      | Whitney          | 117  |
| 1931 | Klein (LH)       | *121 |
| 1932 | Hurst (LH)       | *143 |
|      | Klein (LH)       | 137  |
|      | Whitney          | 124  |

|      |               |      |
|------|---------------|------|
| 1933 | Klein (LH)    | *120 |
| 1936 | Camilli (LH)  | 102  |
| 1944 | Northy (LH)   | 104  |
| 1949 | Ennis         | 110  |
| 1950 | Ennis         | *126 |
| 1952 | Ennis         | 107  |
| 1953 | Ennis         | 125  |
| 1954 | Ennis         | 119  |
| 1955 | Ennis         | 120  |
| 1962 | Demeter       | 107  |
| 1964 | Callison (LH) | 104  |
| 1965 | Callison (LH) | 101  |
| 1966 | Allen         | 110  |
|      | White (LH)    | 103  |
| 1974 | Schmidt       | 116  |
| 1975 | Luzinski      | *120 |
| 1976 | Schmidt       | 107  |
| 1977 | Luzinski      | 130  |
|      | Schmidt       | 101  |
| 1978 | Luzinski      | 101  |
| 1979 | Schmidt       | 114  |
| 1980 | Schmidt       | *121 |
| 1983 | Schmidt       | 109  |
| 1984 | Schmidt       | *106 |
| 1985 | Wilson        | 102  |
| 1986 | Schmidt       | *119 |
| 1987 | Samuel        | 113  |
|      | Samuel        | 100  |
| 1992 | Daulton (LH)  | *109 |
| 1993 | Daulton (LH)  | 105  |
| 1998 | Rolen         | 110  |
|      | Brogna (LH)   | 104  |
| 1999 | Brogna (LH)   | 102  |
| 2001 | Abreu (LH)    | 110  |
|      | Rolen         | 107  |
| 2002 | Burrell       | 116  |
| 2003 | Thome (LH)    | 131  |
|      | Abreu (LH)    | 101  |
| 2004 | Abreu (LH)    | 105  |
|      | Thome (LH)    | 105  |
| 2005 | Burrell       | 117  |
|      | Utley (LH)    | 105  |
|      | Abreu (LH)    | 102  |
| 2006 | Howard (LH)   | *149 |
|      | Utley (LH)    | 102  |
| 2007 | Howard (LH)   | 136  |
|      | Utley (LH)    | 103  |
| 2008 | Howard (LH)   | 146  |
|      | Utley (LH)    | 104  |
| 2009 | Howard (LH)   | #141 |
| 2010 | Howard (LH)   | 108  |
| 2011 | Howard (LH)   | 116  |
| 2019 | Harper (LH)   | 114  |

# SEASON LEADERS

## 100 RUNS SCORED

### Since 1900

|      |                        |      |
|------|------------------------|------|
| 1900 | Thomas (LH) .....      | *134 |
|      | Slagle (LH) .....      | 115  |
|      | Flick (LH) .....       | 106  |
| 1901 | Flick (LH) .....       | 111  |
|      | Delahanty .....        | 106  |
|      | Thomas (LH) .....      | 102  |
| 1905 | Thomas (LH) .....      | 118  |
|      | Magee .....            | 100  |
| 1910 | Magee .....            | *110 |
| 1912 | Paskert .....          | 102  |
| 1922 | C. Walker (LH) .....   | 102  |
| 1924 | C. Williams (LH) ..... | 101  |
| 1929 | O'Doul (LH) .....      | 152  |
|      | Klein (LH) .....       | 126  |
|      | F. Thompson .....      | 115  |
|      | Hurst (LH) .....       | 100  |
| 1930 | Klein (LH) .....       | *158 |
|      | O'Doul (LH) .....      | 122  |
| 1931 | Klein (LH) .....       | *121 |
| 1932 | Klein (LH) .....       | *152 |
|      | Bartell .....          | 118  |
|      | Hurst (LH) .....       | 109  |
|      | G.K. Davis .....       | 100  |
| 1933 | Klein (LH) .....       | 101  |
| 1934 | Bartell .....          | 102  |
| 1936 | Camilli (LH) .....     | 106  |
| 1937 | Martin (SW) .....      | 102  |
|      | Camilli (LH) .....     | 101  |
| 1950 | Waitkus (LH) .....     | 102  |
|      | Jones .....            | 100  |
| 1953 | Ashburn (LH) .....     | 110  |
| 1954 | Ashburn (LH) .....     | 111  |
| 1962 | Callison (LH) .....    | 107  |
| 1963 | Taylor .....           | 102  |
| 1964 | Allen .....            | *125 |
|      | Callison (LH) .....    | 101  |
| 1966 | Allen .....            | 112  |
| 1974 | Schmidt .....          | 108  |
| 1975 | Cash .....             | 111  |
| 1976 | Schmidt .....          | 112  |
| 1977 | Schmidt .....          | 114  |
| 1979 | Schmidt .....          | 109  |
| 1980 | Schmidt .....          | 104  |
| 1982 | Schmidt .....          | 108  |
| 1983 | Schmidt .....          | 104  |
| 1984 | Samuel .....           | 105  |
| 1985 | Samuel .....           | 101  |
| 1986 | V. Hayes (LH) .....    | *107 |
| 1987 | Samuel .....           | 113  |
| 1990 | Dykstra (LH) .....     | 106  |
| 1992 | Hollins (SW) .....     | 104  |
| 1993 | Dykstra (LH) .....     | *143 |
|      | Hollins (SW) .....     | 104  |
|      | Kruk (LH) .....        | 100  |
| 1998 | Rolen .....            | 120  |
|      | Glanville .....        | 106  |
| 1999 | Abreu (LH) .....       | 118  |
|      | Gant .....             | 107  |
|      | Glanville .....        | 101  |
| 2000 | Abreu (LH) .....       | 103  |
| 2001 | Abreu (LH) .....       | 118  |
| 2002 | Abreu (LH) .....       | 102  |
| 2003 | Thome (LH) .....       | 111  |
| 2004 | Rollins (SW) .....     | 119  |
|      | Abreu (LH) .....       | 118  |
| 2005 | Rollins (SW) .....     | 115  |
|      | Abreu (LH) .....       | 104  |
| 2006 | Utley (LH) .....       | *131 |
|      | Rollins (SW) .....     | 127  |
|      | Howard (LH) .....      | 104  |
| 2007 | Rollins (SW) .....     | *139 |
|      | Rowand .....           | 105  |
|      | Utley (LH) .....       | 104  |
| 2008 | Utley (LH) .....       | 113  |
|      | Howard (LH) .....      | 105  |
|      | Victorino (SW) .....   | 102  |
| 2009 | Utley (LH) .....       | 112  |
|      | Howard (LH) .....      | 105  |
|      | Victorino (SW) .....   | 102  |
|      | Rollins (SW) .....     | 100  |
| 2010 | Werth .....            | 106  |
| 2012 | Rollins (SW) .....     | 102  |
| 2021 | Harper (LH) .....      | 101  |
| 2022 | Schwarber (LH) .....   | 100  |

## 100 WALKS

|      |                     |      |
|------|---------------------|------|
| 1891 | Hamilton (LH) ..... | *102 |
| 1892 | Connor (LH) .....   | 116  |
| 1894 | Hamilton (LH) ..... | *126 |
| 1899 | Thomas (LH) .....   | 115  |
| 1900 | Thomas (LH) .....   | *115 |
| 1901 | Thomas (LH) .....   | *100 |
| 1902 | Thomas (LH) .....   | *107 |
| 1903 | Thomas (LH) .....   | *107 |
| 1904 | Thomas (LH) .....   | *102 |
| 1906 | Thomas (LH) .....   | *107 |
| 1936 | Camilli (LH) .....  | 116  |
| 1954 | Ashburn (LH) .....  | *125 |
| 1955 | Ashburn (LH) .....  | 105  |
| 1974 | Schmidt .....       | 106  |
| 1975 | Schmidt .....       | 101  |
| 1976 | Schmidt .....       | 100  |
| 1977 | Schmidt .....       | 104  |
| 1978 | Luzinski .....      | 100  |
| 1979 | Schmidt .....       | *120 |
| 1982 | Schmidt .....       | *107 |
| 1983 | Schmidt .....       | *128 |
| 1987 | V. Hayes (LH) ..... | 121  |
| 1989 | V. Hayes (LH) ..... | 101  |
| 1993 | Dykstra (LH) .....  | *129 |
|      | Daulton (LH) .....  | 117  |
|      | Kruk (LH) .....     | 111  |
| 1999 | Abreu (LH) .....    | 109  |
| 2000 | Abreu (LH) .....    | 100  |
| 2001 | Abreu (LH) .....    | 106  |
| 2002 | Abreu (LH) .....    | 104  |
| 2003 | Thome (LH) .....    | 111  |
|      | Abreu (LH) .....    | 109  |
| 2004 | Abreu (LH) .....    | 127  |
|      | Thome (LH) .....    | 104  |
| 2005 | Abreu (LH) .....    | 117  |
| 2006 | Howard (LH) .....   | 108  |
| 2007 | Burrell .....       | 114  |
|      | Howard (LH) .....   | 107  |
| 2008 | Burrell .....       | 102  |
| 2018 | Santana (SW) .....  | 110  |
| 2019 | Hoskins .....       | *116 |
| 2021 | Harper (LH) .....   | 100  |

## 35 STOLEN BASES

|      |                 |     |
|------|-----------------|-----|
| 1900 | Thomas .....    | 37  |
|      | Flick .....     | 35  |
| 1905 | Magee .....     | 48  |
| 1906 | Magee .....     | 55  |
| 1907 | Magee .....     | 46  |
| 1908 | Magee .....     | 40  |
| 1909 | Magee .....     | 38  |
| 1910 | Magee .....     | 49  |
| 1911 | Lobert .....    | 40  |
| 1912 | Paskert .....   | 36  |
| 1913 | Lobert .....    | 41  |
| 1974 | Bowa .....      | 39  |
| 1982 | Dernier .....   | 42  |
| 1983 | Dernier .....   | 35  |
| 1984 | Samuel .....    | 72  |
|      | Hayes .....     | 48  |
| 1985 | Samuel .....    | 53  |
| 1986 | Samuel .....    | 42  |
| 1987 | Thompson .....  | 46  |
|      | Samuel .....    | 35  |
| 1993 | Dykstra .....   | 37  |
| 2001 | Rollins .....   | *46 |
|      | Abreu .....     | 36  |
| 2004 | Abreu .....     | 40  |
| 2005 | Rollins .....   | 41  |
| 2006 | Rollins .....   | 36  |
| 2007 | Rollins .....   | 31  |
|      | Victorino ..... | 37  |
| 2008 | Rollins .....   | 47  |
|      | Victorino ..... | 36  |
| 2012 | Pierre .....    | 37  |
| 2014 | Revere .....    | 49  |

## 400 ON-BASE PCT Since 1900 (min. 400 PA)

|      |                      |       |
|------|----------------------|-------|
| 1900 | Flick .....          | .451  |
|      | Thomas (LH) .....    | .451  |
| 1901 | Thomas (LH) .....    | .437  |
|      | Delahanty .....      | .430  |
|      | Flick .....          | .401  |
| 1902 | Thomas (LH) .....    | *.414 |
| 1903 | Thomas (LH) .....    | *.453 |
| 1904 | Thomas (LH) .....    | .417  |
| 1905 | Thomas (LH) .....    | .419  |
| 1910 | Magee .....          | *.445 |
| 1912 | Paskert .....        | .420  |
| 1913 | Cravath .....        | .407  |
| 1914 | Cravath .....        | .402  |
| 1922 | C. Walker (LH) ..... | .400  |
| 1923 | Mokan .....          | .401  |
| 1924 | Williams (LH) .....  | .403  |
| 1929 | O'Doul (LH) .....    | *.466 |
|      | Klein (LH) .....     | .407  |
| 1930 | O'Doul (LH) .....    | .453  |
|      | Klein (LH) .....     | .437  |
|      | Hurst (LH) .....     | .401  |
| 1932 | Hurst (LH) .....     | .412  |
|      | Klein (LH) .....     | .404  |
|      | Davis .....          | .400  |
| 1933 | Klein (LH) .....     | *.422 |
| 1936 | Camilli (LH) .....   | .441  |
| 1937 | Camilli (LH) .....   | *.446 |
| 1938 | Weintraub (LH) ..... | .422  |

|      |                             |       |
|------|-----------------------------|-------|
| 1941 | Etten (LH) .....            | .404  |
| 1947 | Walker (LH) .....           | .443  |
| 1948 | Ashburn (LH) .....          | .410  |
| 1950 | Seminick .....              | .400  |
| 1954 | Ashburn (LH) .....          | *.441 |
| 1955 | Ashburn (LH) .....          | *.449 |
| 1958 | Ashburn (LH) .....          | *.440 |
| 1967 | Allen .....                 | *.404 |
| 1979 | Rose (SW) .....             | *.418 |
| 1981 | Schmidt .....               | *.435 |
| 1982 | Schmidt .....               | *.403 |
| 1987 | V. Hayes (LH) .....         | .404  |
| 1990 | Dykstra (LH) .....          | *.418 |
| 1992 | Kruk (LH) .....             | .423  |
| 1993 | Kruk (LH) .....             | .430  |
|      | Dykstra (LH) .....          | .420  |
| 1994 | Dykstra (LH) .....          | .404  |
|      | (min. 350 PA due to strike) |       |
| 1998 | Abreu (LH) .....            | .409  |
| 1999 | Abreu (LH) .....            | .446  |
| 2000 | Abreu (LH) .....            | .416  |
| 2002 | Abreu (LH) .....            | .413  |
| 2003 | Abreu (LH) .....            | .409  |
| 2004 | Abreu (LH) .....            | .428  |
| 2005 | Abreu (LH) .....            | .405  |
| 2006 | Abreu (LH) .....            | .427  |
|      | Howard (LH) .....           | .425  |
| 2007 | Utley (LH) .....            | .410  |
| 2021 | Harper (LH) .....           | *.429 |

## 1,000 OPS

### Since 1910 (min. 400 PA)

|      |                    |        |
|------|--------------------|--------|
| 1929 | O'Doul (LH) .....  | 1.088  |
|      | Klein (LH) .....   | 1.065  |
| 1930 | Klein (LH) .....   | 1.124  |
|      | O'Doul (LH) .....  | 1.057  |
| 1932 | Klein (LH) .....   | *1.050 |
| 1933 | Klein (LH) .....   | *1.025 |
| 1936 | Camilli (LH) ..... | 1.018  |
| 1937 | Camilli (LH) ..... | 1.034  |
| 1966 | Allen .....        | *1.027 |
| 1980 | Schmidt .....      | *1.004 |
| 1981 | Schmidt .....      | *1.080 |
| 2006 | Howard (LH) .....  | 1.084  |
| 2021 | Harper (LH) .....  | *1.044 |

\* League leader

# Tied for league lead

(LH) Left-handed batter

(SW) Switch-hitter

Note: See Yearly Batting Leaders in this section for more information.

## YEARLY BATTING LEADERS

| YEAR | GAMES                       | AT-BATS                | RUNS                  | HITS                   |
|------|-----------------------------|------------------------|-----------------------|------------------------|
| 1883 | Farrar ..... 99             | Purcell ..... 425      | Purcell ..... 70      | Purcell ..... 114      |
| 1884 | Farrar ..... 111            | McClellan ..... 450    | Andrews ..... 74      | McClellan ..... 116    |
| 1885 | Farrar/Fogarty ..... 111    | Manning ..... 445      | Andrews ..... 77      | Mulvey ..... 119       |
| 1886 | Farrar ..... 118            | G. Wood ..... 450      | Andrews ..... 93      | G. Wood ..... 123      |
| 1887 | Fogarty ..... 126           | Fogarty ..... 495      | G. Wood ..... 118     | Andrews ..... 151      |
| 1888 | Farrar ..... 131            | Andrews ..... 528      | Andrews ..... 75      | Andrews ..... 126      |
| 1889 | Farrar ..... 130            | Mulvey ..... 544       | Fogarty ..... 107     | S. Thompson ..... 158  |
| 1890 | Allen ..... 133             | S. Thompson ..... 509  | Hamilton ..... 133    | S. Thompson ..... #172 |
| 1891 | Myers ..... 135             | S. Thompson ..... 550  | Hamilton ..... *141   | Hamilton ..... *179    |
| 1892 | Connor ..... 155            | S. Thompson ..... 609  | Hamilton ..... 132    | S. Thompson ..... 186  |
| 1893 | Delahanty/Hallman ..... 132 | S. Thompson ..... *600 | Delahanty ..... 145   | S. Thompson ..... *222 |
| 1894 | Hamilton ..... 131          | Hamilton ..... 559     | Hamilton ..... *196   | Hamilton ..... 223     |
| 1895 | Boyle ..... 133             | Boyle ..... *565       | Hamilton ..... *166   | S. Thompson ..... 211  |
| 1896 | Delahanty ..... 123         | S. Thompson ..... 517  | Delahanty ..... 131   | Delahanty ..... 198    |
| 1897 | Cooley ..... 133            | Cooley ..... *566      | Cooley ..... 124      | Delahanty ..... 200    |
| 1898 | Cooley/Cross ..... 149      | Cooley ..... 629       | Cooley ..... 123      | Lajoie ..... 200       |
| 1899 | M. Cross ..... 154          | Lauder ..... 583       | Thomas ..... 137      | Delahanty ..... *234   |
| 1900 | Slagle ..... 141            | Slagle ..... 574       | Thomas ..... *134     | Flick ..... 207        |
| 1901 | M. Cross ..... 139          | two with ..... 542     | Flick ..... 111       | Delahanty ..... 192    |
| 1902 | Barry/Thomas ..... 138      | S. Barry ..... 543     | Thomas ..... 89       | S. Barry ..... 156     |
| 1903 | Barry/Hulswitt ..... 138    | S. Barry ..... 550     | Thomas ..... 88       | Thomas ..... 156       |
| 1904 | Gleason ..... 153           | Gleason ..... 587      | Thomas ..... 92       | Gleason ..... 161      |
| 1905 | three with ..... 155        | Gleason ..... 608      | Thomas ..... 118      | Magee ..... 180        |
| 1906 | Doolan/Magee ..... 154      | Magee ..... 563        | Thomas ..... 81       | Magee ..... 159        |
| 1907 | Doolan/Titus ..... 145      | Titus ..... 523        | Magee ..... 75        | Magee ..... 165        |
| 1908 | Osborn ..... 152            | Grant ..... *598       | Magee ..... 79        | Bransfield ..... 160   |
| 1909 | Grant ..... 154             | Grant ..... *631       | Grant ..... 75        | Grant ..... 170        |
| 1910 | Magee ..... 154             | Grant ..... 579        | Magee ..... *110      | Magee ..... 172        |
| 1911 | Paskert ..... 153           | Paskert ..... 560      | Knabe ..... 99        | Luderus ..... 166      |
| 1912 | Luderus ..... 148           | Luderus ..... 572      | Paskert ..... 102     | Paskert ..... 170      |
| 1913 | Luderus ..... 155           | Luderus ..... 588      | Lobert ..... 98       | Cravath ..... *179     |
| 1914 | Cravath ..... 149           | Magee ..... 544        | Magee ..... 96        | Magee ..... *171       |
| 1915 | Bancroft ..... 153          | Bancroft ..... 563     | Cravath ..... *89     | Luderus ..... 157      |
| 1916 | Paskert ..... 149           | Paskert ..... 555      | Paskert ..... 82      | Paskert ..... 155      |
| 1917 | Luderus ..... 154           | Whitted ..... 553      | Paskert ..... 78      | Whitted ..... 155      |
| 1918 | Luderus ..... 125           | Bancroft ..... 499     | Bancroft ..... 69     | Luderus ..... 135      |
| 1919 | Luderus ..... 138           | Meusel ..... 521       | Meusel ..... 65       | Meusel ..... 159       |
| 1920 | C. Williams ..... 148       | C. Williams ..... 590  | C. Williams ..... 88  | C. Williams ..... 192  |
| 1921 | C. Williams ..... 146       | C. Williams ..... 562  | C. Williams ..... 67  | C. Williams ..... 180  |
| 1922 | C. Williams ..... 151       | C. Williams ..... 584  | Walker ..... 102      | Walker ..... 196       |
| 1923 | Holke ..... 147             | Holke ..... 562        | C. Williams ..... 98  | Holke ..... 175        |
| 1924 | Holke/Williams ..... 148    | Holke ..... 563        | C. Williams ..... 101 | C. Williams ..... 183  |
| 1925 | Sand ..... 148              | Sand ..... 496         | Harper ..... 86       | Harper ..... 173       |
| 1926 | Sand ..... 149              | Sand ..... 567         | Sand ..... 99         | Leach ..... 162        |
| 1927 | F. Thompson ..... 153       | F. Thompson ..... 597  | Sand ..... 87         | F. Thompson ..... 181  |
| 1928 | F. Thompson ..... 152       | F. Thompson ..... 634  | F. Thompson ..... 99  | F. Thompson ..... 182  |
| 1929 | three with ..... 154        | O'Doul ..... 638       | O'Doul ..... 152      | O'Doul ..... *254      |
| 1930 | Klein ..... 156             | Klein ..... 648        | Klein ..... *158      | Klein ..... 250        |
| 1931 | Klein ..... 148             | Klein ..... 594        | Klein ..... #121      | Klein ..... 200        |
| 1932 | three with ..... 154        | Klein ..... 650        | Klein ..... *152      | Klein ..... *226       |
| 1933 | Bartell/Klein ..... 152     | Fullis ..... 647       | Klein ..... 101       | Klein ..... *223       |
| 1934 | Bartell ..... 146           | Bartell ..... 604      | Bartell ..... 102     | Allen ..... 192        |
| 1935 | Allen/Camilli ..... 156     | Allen ..... 645        | Allen ..... 90        | Allen ..... 198        |
| 1936 | Norris ..... 154            | Norris ..... 581       | Camilli ..... 106     | Chiozza ..... 170      |
| 1937 | Scharein ..... 146          | Martin ..... 579       | Martin ..... 102      | Whitney ..... 166      |
| 1938 | Arnovich ..... 139          | Arnovich ..... 502     | Martin ..... 58       | Martin ..... 139       |
| 1939 | May ..... 135               | Arnovich ..... 491     | Arnovich ..... 68     | Arnovich ..... 159     |
| 1940 | Mahan ..... 146             | Mahan ..... 544        | May ..... 59          | May ..... 147          |

\* League leader # Tied for league lead

## YEARLY BATTING LEADERS

| YEAR | GAMES                       | AT-BATS                  | RUNS                    | HITS                |
|------|-----------------------------|--------------------------|-------------------------|---------------------|
| 1941 | Bragan ..... 154            | Litwhiler ..... 590      | Etten ..... 78          | Litwhiler ..... 180 |
| 1942 | Litwhiler ..... 151         | Litwhiler ..... 591      | Litwhiler ..... 59      | Litwhiler ..... 160 |
| 1943 | Northey ..... 147           | Northey ..... 586        | Northey ..... 72        | Northey ..... 163   |
| 1944 | Lupien ..... 153            | Lupien ..... 597         | Adams ..... 86          | Lupien ..... 169    |
| 1945 | Wasdell ..... 134           | Antonelli ..... 504      | Wasdell ..... 65        | Wasdell ..... 150   |
| 1946 | Wyrostek ..... 145          | Wyrostek ..... 545       | Wyrostek ..... 73       | Ennis ..... 169     |
| 1947 | Verban ..... 155            | Ennis ..... 541          | Walker ..... 79         | Walker ..... 181    |
| 1948 | Ennis ..... 152             | Ennis ..... 589          | Ennis ..... 86          | Ennis ..... 171     |
| 1949 | three with ..... 154        | Ashburn/Hamner... #662   | Ennis ..... 92          | Ashburn ..... 188   |
| 1950 | Hamner/Jones ..... 157      | Waitkus ..... 641        | Waitkus ..... 102       | Ennis ..... 180     |
| 1951 | Ashburn ..... 154           | Ashburn ..... 643        | Ashburn ..... 92        | Ashburn ..... *221  |
| 1952 | Ashburn/Ryan ..... 154      | Ashburn ..... 613        | Ashburn ..... 93        | Ashburn ..... 173   |
| 1953 | Ashburn ..... 156           | Ashburn ..... 622        | Ashburn ..... 110       | Ashburn ..... *205  |
| 1954 | Ashburn ..... 153           | Hamner ..... 596         | Ashburn ..... 111       | Hamner ..... 178    |
| 1955 | Ennis/Jones ..... 146       | Ennis ..... 564          | Ashburn ..... 91        | Ashburn ..... 180   |
| 1956 | Ashburn ..... 154           | Ennis ..... 630          | Lopata ..... 96         | Ashburn ..... 190   |
| 1957 | Ashburn ..... 156           | Ashburn ..... 626        | Ashburn ..... 93        | Ashburn ..... 186   |
| 1958 | Ashburn ..... 152           | Ashburn ..... 615        | Ashburn ..... 98        | Ashburn ..... *215  |
| 1959 | Ashburn ..... 153           | Ashburn ..... 564        | Ashburn ..... 86        | Ashburn ..... 150   |
| 1960 | Herrera ..... 145           | Herrera ..... 512        | Taylor ..... 66         | Taylor ..... 145    |
| 1961 | Callison ..... 138          | Callison ..... 455       | Callison ..... 74       | Callison ..... 121  |
| 1962 | Callison ..... 157          | Taylor ..... 625         | Callison ..... 107      | Callison ..... 181  |
| 1963 | Callison/Taylor ..... 157   | Taylor ..... 640         | Taylor ..... 102        | Taylor ..... 180    |
| 1964 | Allen/Callison ..... 162    | Callison ..... 654       | Allen ..... *125        | Allen ..... 201     |
| 1965 | Allen ..... 161             | Allen/Callison ..... 619 | Allen/Callison ..... 93 | Allen ..... 187     |
| 1966 | B. White ..... 159          | Rojas ..... 626          | Allen ..... 112         | Callison ..... 169  |
| 1967 | Callison/Gonzalez ..... 149 | Callison ..... 556       | Allen ..... 89          | Gonzalez ..... 172  |
| 1968 | Allen/Rojas ..... 152       | Rojas ..... 621          | Allen ..... 87          | Rojas ..... 144     |
| 1969 | Hisle ..... 145             | Taylor ..... 557         | Allen ..... 79          | Taylor ..... 146    |
| 1970 | Johnson ..... 159           | Johnson ..... 574        | Taylor ..... 74         | Johnson ..... 147   |
| 1971 | Bowa ..... 159              | Bowa ..... *650          | Montanez ..... 78       | Bowa ..... 162      |
| 1972 | Bowa/Money ..... 152        | Bowa ..... 579           | Bowa ..... 67           | Luzinski ..... 158  |
| 1973 | Luzinski ..... 161          | Luzinski ..... 610       | Luzinski ..... 76       | Luzinski ..... 174  |
| 1974 | three with ..... 162        | Cash ..... *687          | Schmidt ..... 108       | Cash ..... 206      |
| 1975 | Cash ..... 162              | Cash ..... *699          | Cash ..... 111          | Cash ..... *213     |
| 1976 | Cash/Schmidt ..... 160      | Cash ..... *666          | Schmidt ..... 112       | Cash ..... 189      |
| 1977 | Bowa/Schmidt ..... 154      | Bowa ..... 624           | Schmidt ..... 114       | Bowa ..... 175      |
| 1978 | Bowa ..... 156              | Bowa ..... 654           | Schmidt ..... 93        | Bowa ..... 192      |
| 1979 | Rose ..... 163              | Rose ..... 628           | Schmidt ..... 109       | Rose ..... 208      |
| 1980 | Rose ..... 162              | Rose ..... 655           | Schmidt ..... 104       | Rose ..... 185      |
| 1981 | Rose ..... 107              | Rose ..... 431           | Schmidt ..... *78       | Rose ..... *140     |
| 1982 | Matthews/Rose ..... 162     | Rose ..... 634           | Schmidt ..... 108       | Matthews ..... 173  |
| 1983 | DeJesus ..... 158           | Schmidt ..... 534        | Schmidt ..... 104       | Schmidt ..... 136   |
| 1984 | Samuel ..... 160            | Samuel ..... *701        | Samuel ..... 105        | Samuel ..... 191    |
| 1985 | Samuel/Wilson ..... 161     | Samuel ..... *663        | Samuel ..... 101        | Samuel ..... 175    |
| 1986 | Schmidt ..... 160           | V. Hayes ..... 610       | V. Hayes ..... #107     | V. Hayes ..... 187  |
| 1987 | Samuel ..... 160            | Samuel ..... *655        | Samuel ..... 113        | Samuel ..... 178    |
| 1988 | Samuel ..... 157            | Samuel ..... 629         | Bradley ..... 77        | Samuel ..... 153    |
| 1989 | V. Hayes ..... 154          | Herr ..... 561           | V. Hayes ..... 93       | Herr ..... 161      |
| 1990 | C. Hayes ..... 152          | Dykstra ..... 590        | Dykstra ..... 106       | Dykstra ..... #192  |
| 1991 | Murphy ..... 153            | Murphy ..... 544         | Kruk ..... 84           | Kruk ..... 158      |
| 1992 | Hollins ..... 156           | Hollins ..... 586        | Hollins ..... 104       | Kruk ..... 164      |
| 1993 | Dykstra ..... 161           | Dykstra ..... *637       | Dykstra ..... *143      | Dykstra ..... *194  |
| 1994 | Eisenreich ..... 104        | Duncan ..... 347         | Dykstra ..... 68        | Duncan ..... 93     |
| 1995 | C. Hayes ..... 141          | C. Hayes ..... 529       | Jefferies ..... 69      | Jefferies ..... 147 |
| 1996 | Morandini ..... 140         | Morandini ..... 539      | Santiago ..... 71       | Morandini ..... 135 |
| 1997 | Rolen ..... 156             | Rolen ..... 561          | Rolen ..... 93          | Morandini ..... 163 |
| 1998 | Rolen ..... 160             | Glanville ..... *678     | Rolen ..... 120         | Glanville ..... 189 |
| 1999 | Brogna ..... 157            | Glanville ..... 628      | Abreu ..... 118         | Glanville ..... 204 |
| 2000 | Abreu/Glanville ..... 152   | Glanville ..... 637      | Abreu ..... 103         | Abreu ..... 182     |

\* League leader # Tied for league lead

HITTING

## YEARLY BATTING LEADERS

| YEAR | GAMES                   | AT-BATS             | RUNS                | HITS                     |
|------|-------------------------|---------------------|---------------------|--------------------------|
| 2001 | Abreu ..... #162        | Rollins ..... *656  | Abreu ..... 118     | Rollins ..... 180        |
| 2002 | Abreu/Burrell ..... 157 | Rollins ..... *637  | Abreu ..... 102     | Abreu ..... 176          |
| 2003 | Thome ..... 159         | Rollins ..... 628   | Thome ..... 111     | Abreu ..... 173          |
| 2004 | Abreu ..... 159         | Rollins ..... 657   | Rollins ..... 119   | Rollins ..... 190        |
| 2005 | Abreu ..... #162        | Rollins ..... 677   | Rollins ..... 115   | Rollins ..... 196        |
| 2006 | Utley ..... 160         | Rollins ..... 689   | Utley ..... *131    | Utley ..... 203          |
| 2007 | Rollins ..... #162      | Rollins ..... *716  | Rollins ..... *139  | Rollins ..... 212        |
| 2008 | Howard ..... #162       | Howard ..... 610    | Utley ..... 113     | Utley ..... 177          |
| 2009 | Howard ..... 160        | Rollins ..... *672  | Utley ..... 112     | Victorino ..... 181      |
| 2010 | Werth ..... 156         | Victorino ..... 587 | Werth ..... 106     | Polanco ..... 165        |
| 2011 | Howard ..... 152        | Rollins ..... 567   | Victorino ..... 95  | Rollins ..... 152        |
| 2012 | Rollins ..... 156       | Rollins ..... 632   | Rollins ..... 102   | Rollins ..... 158        |
| 2013 | Rollins ..... 160       | Rollins ..... 600   | Utley ..... 73      | Rollins ..... 151        |
| 2014 | Utley ..... 155         | Revere ..... 601    | Rollins ..... 78    | Revere ..... #184        |
| 2015 | Galvis ..... 151        | Galvis ..... 559    | Herrera ..... 64    | Galvis/Herrera ..... 147 |
| 2016 | Herrera ..... 159       | Galvis ..... 584    | Herrera ..... 87    | Herrera ..... 167        |
| 2017 | Galvis ..... #162       | Galvis ..... 608    | Hernández ..... 85  | Galvis ..... 155         |
| 2018 | Hernández/Santana 161   | Hernández ..... 605 | Hernández ..... 91  | Hernández ..... 153      |
| 2019 | Hernández ..... 161     | Hernández ..... 612 | Harper ..... 98     | Hernández ..... 171      |
| 2020 | Gregorius ..... 60      | McCutchen ..... 217 | Harper ..... 41     | Gregorius ..... 61       |
| 2021 | McCutchen ..... 144     | Segura ..... 514    | Harper ..... 101    | Harper ..... 151         |
| 2022 | Hoskins ..... 156       | Hoskins ..... 589   | Schwarber ..... 100 | Bohm ..... 164           |

\* League leader # Tied for league lead

### SEASON LEADERS BY POSITION

(Since 1900)

| Pos.                   | Player        | Total | Year | Pos.             | Player           | Total | Year | Pos.  | Player         | Total | Year |
|------------------------|---------------|-------|------|------------------|------------------|-------|------|---|----------------|-------|------|
| <b>BATTING AVERAGE</b> |               |       |      | <b>TRIPLES</b>   |                  |       |      | <b>RBI*</b>   |                |       |      |
| P                      | Lefty Weinert | .322  | 1923 | P                | Grover Alexander | 4     | 1916 | P   | Schoolboy Rowe | 20    | 1943 |
| C                      | Smoky Burgess | .368  | 1954 | C                | Robin Roberts    | 4     | 1955 | C   | Darren Daulton | 109   | 1992 |
| 1B                     | Dolph Camilli | .339  | 1937 | C                | Stan Lopata      | 7     | 1956 | 1B  | Ryan Howard    | 149   | 2006 |
| 2B                     | Nap Lajoie    | .346  | 1900 | 1B               | Dolph Camilli    | 13    | 1936 | 2B  | Chase Utley    | 105   | 2005 |
| SS                     | Dick Bartell  | .310  | 1934 | 2B               | Juan Samuel      | 19    | 1984 | SS  | Jimmy Rollins  | 94    | 2007 |
| 3B                     | Pinky Whitney | .342  | 1930 | SS               | Jimmy Rollins    | 20    | 2007 | 3B  | Pinky Whitney  | 124   | 1932 |
| LF                     | Lefty O'Doul  | .398  | 1929 | 3B               | Pinky Whitney    | 14    | 1929 | LF  | Greg Luzinski  | 130   | 1977 |
| CF                     | Harry Walker  | .371  | 1947 |                  | Richie Allen     | 14    | 1965 | CF  | Cy Williams    | 114   | 1923 |
| RF                     | Chuck Klein   | .386  | 1930 | LF               | Sherry Magee     | 17    | 1905 | RF  | Chuck Klein    | 170   | 1930 |
| <b>DOUBLES</b>         |               |       |      | CF               | Harry Walker     | 16    | 1947 | * Since 1920, when RBI became an official stat  |                |       |      |
| P                      | Bucky Walters | 10    | 1936 | RF               | Shane Victorino  | 16    | 2011 | <i>Note: Players who performed at more than one position are considered for the position they played most in that particular year and are credited with their entire season's statistics.</i> |                |       |      |
| C                      | J.T. Realmuto | 36    | 2019 | RF               | Elmer Flick      | 17    | 1901 |   |                |       |      |
| 1B                     | Von Hayes     | 46    | 1986 | <b>HOME RUNS</b> |                  |       |      |   |                |       |      |
| 2B                     | Chase Utley   | 48    | 2007 | P                | Rick Wise        | 6     | 1971 |   |                |       |      |
| SS                     | Dick Bartell  | 48    | 1932 | C                | Stan Lopata      | 32    | 1956 |   |                |       |      |
| 3B                     | Scott Rolen   | 45    | 1998 | 1B               | Ryan Howard      | 58    | 2006 |   |                |       |      |
| LF                     | Hal Lee       | 42    | 1932 | 2B               | Chase Utley      | 33    | 2008 |   |                |       |      |
|                        | Ethan Allen   | 42    | 1934 | SS               | Jimmy Rollins    | 30    | 2007 |   |                |       |      |
| CF                     | Ethan Allen   | 46    | 1935 | 3B               | Mike Schmidt     | 48    | 1980 |   |                |       |      |
| RF                     | Chuck Klein   | 59    | 1930 | LF               | Kyle Schwarber   | 46    | 2022 |   |                |       |      |
|                        |               |       |      | CF               | Cy Williams      | 41    | 1923 |   |                |       |      |
|                        |               |       |      | RF               | Chuck Klein      | 43    | 1929 |   |                |       |      |

## YEARLY BATTING LEADERS

| YEAR | TOTAL BASES               | DOUBLES                | TRIPLES                 | HOME RUNS               |
|------|---------------------------|------------------------|-------------------------|-------------------------|
| 1883 | Manning ..... 153         | Manning ..... 31       | Coleman ..... 8         | four with ..... 1       |
| 1884 | Manning ..... 167         | Manning ..... 29       | Purcell ..... 7         | Manning ..... 5         |
| 1885 | Mulvey ..... 174          | Mulvey ..... 25        | Mulvey ..... 6          | Mulvey ..... 6          |
| 1886 | G. Wood ..... 183         | Farrar ..... 19        | G. Wood ..... 15        | Farrar ..... 5          |
| 1887 | G. Wood ..... 244         | Fogarty ..... 26       | G. Wood ..... 19        | G. Wood ..... 14        |
| 1888 | Farrar ..... 165          | Farrar ..... 24        | Farrar ..... 7          | G. Wood ..... 6         |
| 1889 | S. Thompson ..... 262     | S. Thompson ..... 36   | Fogarty ..... 17        | S. Thompson ..... *20   |
| 1890 | S. Thompson ..... 243     | S. Thompson ..... *41  | Allen/Burke ..... 11    | Clements ..... 7        |
| 1891 | S. Thompson ..... 227     | Clements ..... 29      | S. Thompson ..... 10    | S. Thompson ..... 7     |
| 1892 | S. Thompson ..... 253     | Connor ..... *37       | Delahanty ..... *21     | Connor ..... 12         |
| 1893 | Delahanty ..... *347      | S. Thompson ..... *37  | Delahanty ..... 18      | Delahanty ..... *19     |
| 1894 | S. Thompson ..... 307     | Delahanty ..... 36     | S. Thompson ..... 27    | S. Thompson ..... 13    |
| 1895 | S. Thompson ..... *352    | Delahanty ..... *49    | S. Thompson ..... 21    | S. Thompson ..... *18   |
| 1896 | Delahanty ..... 315       | Delahanty ..... *44    | Delahanty ..... 17      | Delahanty ..... 13      |
| 1897 | Lajoie ..... *315         | Delahanty ..... 40     | Lajoie ..... 25         | Lajoie ..... 9          |
| 1898 | Lajoie ..... 275          | Lajoie ..... *40       | Flick ..... 13          | Flick ..... 8           |
| 1899 | Delahanty ..... *335      | Delahanty ..... *56    | Flick ..... 14          | Delahanty ..... 9       |
| 1900 | Flick ..... *305          | Flick ..... 33         | Flick ..... 16          | Flick ..... 11          |
| 1901 | Delahanty ..... 287       | Delahanty ..... #39    | Flick ..... 17          | Delahanty/Flick ..... 8 |
| 1902 | S. Barry ..... 198        | S. Barry ..... 20      | Hulswitt/Thomas ..... 8 | S. Barry ..... 3        |
| 1903 | Barry/Wolverton ..... 189 | Keister ..... 27       | Wolverton ..... 12      | Keister ..... 3         |
| 1904 | Gleason ..... 196         | Titus ..... 25         | Magee ..... 12          | Dooin ..... 6           |
| 1905 | Magee ..... 253           | Titus ..... 36         | Magee ..... 17          | Magee ..... 5           |
| 1906 | Magee ..... 229           | Magee ..... 36         | Magee ..... 8           | Magee ..... 6           |
| 1907 | Magee ..... 229           | Magee ..... 28         | Magee/Titus ..... 12    | Magee ..... 4           |
| 1908 | Magee ..... 212           | Magee ..... 30         | Magee ..... 16          | Bransfield ..... 3      |
| 1909 | Magee ..... 208           | Magee ..... 33         | Magee ..... 14          | Titus ..... 3           |
| 1910 | Magee ..... *263          | Magee ..... 39         | Magee ..... 17          | Magee ..... 6           |
| 1911 | Luderus ..... 260         | Magee ..... 32         | Luderus ..... 11        | Luderus ..... 16        |
| 1912 | Paskert ..... 221         | Paskert ..... 37       | Cravath/Magee ..... 9   | Cravath ..... 11        |
| 1913 | Cravath ..... *298        | Magee ..... 36         | Cravath ..... 14        | Cravath ..... *19       |
| 1914 | Magee ..... *277          | Magee ..... *39        | Magee ..... 11          | Cravath ..... *19       |
| 1915 | Cravath ..... *266        | Luderus ..... 36       | Cravath/Luderus ..... 7 | Cravath ..... *24       |
| 1916 | Paskert ..... 223         | Niehoff ..... *42      | Whitted ..... 12        | Cravath ..... 11        |
| 1917 | Cravath ..... 238         | Cravath ..... 29       | Cravath ..... 16        | Cravath ..... #12       |
| 1918 | Meusel ..... 181          | Cravath ..... 27       | Meusel ..... 6          | Cravath ..... *8        |
| 1919 | Meusel ..... 214          | Luderus ..... 30       | Bancroft/Meusel ..... 7 | Cravath ..... *12       |
| 1920 | C. Williams ..... 293     | C. Williams ..... 36   | C. Williams ..... 10    | C. Williams ..... *15   |
| 1921 | C. Williams ..... 274     | C. Williams ..... 28   | C. Williams ..... 7     | C. Williams ..... 18    |
| 1922 | C. Williams ..... 300     | Walker ..... 36        | Walker ..... 11         | C. Williams ..... 26    |
| 1923 | C. Williams ..... 308     | Holke/Tierney ..... 31 | Wrightstone ..... 7     | C. Williams ..... *41   |
| 1924 | C. Williams ..... 308     | C. Williams ..... 31   | C. Williams ..... 11    | C. Williams ..... 24    |
| 1925 | Harper ..... 276          | Harper ..... 35        | Harper/Sand ..... 7     | Harper ..... 18         |
| 1926 | Leach ..... 238           | Sand ..... 30          | Huber/Leach ..... 7     | C. Williams ..... 18    |
| 1927 | C. Williams ..... 247     | F. Thompson ..... 32   | F. Thompson ..... 14    | C. Williams ..... #30   |
| 1928 | Leach ..... 276           | Leach ..... 36         | Leach/Thompson ..... 11 | Hurst ..... 19          |
| 1929 | Klein ..... 405           | Klein ..... 45         | Whitney ..... 14        | Klein ..... *43         |
| 1930 | Klein ..... *445          | Klein ..... *59        | Klein ..... 8           | Klein ..... 40          |
| 1931 | Klein ..... *347          | Bartell ..... 43       | Klein ..... 10          | Klein ..... *31         |
| 1932 | Klein ..... *420          | Klein ..... 50         | Klein ..... 15          | Klein ..... *38         |
| 1933 | Klein ..... *365          | Klein ..... *44        | Hurst ..... 8           | Klein ..... *28         |
| 1934 | Allen ..... 272           | Allen ..... #42        | Moore ..... 6           | Camilli ..... 12        |
| 1935 | Moore ..... 290           | Allen ..... 46         | Chiozza ..... 6         | Camilli ..... 25        |
| 1936 | Camilli ..... 306         | Chiozza ..... 32       | Camilli ..... 13        | Camilli ..... 28        |
| 1937 | Camilli ..... 279         | Martin ..... 35        | Camilli/Martin ..... 7  | Camilli ..... 27        |
| 1938 | Martin ..... 196          | Martin ..... 36        | Martin ..... 6          | Klein ..... 8           |
| 1939 | Arnovich ..... 203        | Martin ..... 28        | Marty ..... 6           | Marty/Mueller ..... 9   |
| 1940 | Marty ..... 199           | Mahan/May ..... 24     | Marty ..... 8           | Rizzo ..... 20          |

\* League leader # Tied for league lead



## YEARLY BATTING LEADERS

| YEAR | TOTAL BASES               | DOUBLES                    | TRIPLES                   | HOME RUNS                   |
|------|---------------------------|----------------------------|---------------------------|-----------------------------|
| 1941 | Litwhiler ..... 275       | Litwhiler ..... 29         | Benjamin ..... 7          | Litwhiler ..... 18          |
| 1942 | Litwhiler ..... 230       | Litwhiler ..... 25         | Litwhiler ..... 9         | Litwhiler ..... 9           |
| 1943 | Northey ..... 252         | Northey ..... 31           | Adams ..... 7             | Northey ..... 16            |
| 1944 | Northey ..... 283         | Adams/Northey ..... 35     | Lupien/Northey ..... 9    | Northey ..... 22            |
| 1945 | Wasdell ..... 206         | Antonelli ..... 27         | Wasdell ..... 8           | DiMaggio ..... 19           |
| 1946 | Ennis ..... 262           | Ennis/Wyrostek ..... 30    | Ennis/Northey ..... 6     | Ennis ..... 17              |
| 1947 | Walker ..... 244          | Walker ..... 28            | Walker ..... *16          | Seminick ..... 13           |
| 1948 | Ennis ..... 309           | Ennis ..... 40             | Blatnick ..... 8          | Ennis ..... 30              |
| 1949 | Ennis ..... 320           | Ennis ..... 39             | Ashburn/Ennis ..... 11    | Ennis ..... 25              |
| 1950 | Ennis ..... 328           | Ennis ..... 34             | Ashburn ..... *14         | Ennis ..... 31              |
| 1951 | Ashburn ..... 274         | Ashburn ..... 31           | Hamner ..... 7            | Jones ..... 22              |
| 1952 | Ennis ..... 281           | Ashburn ..... 31           | Ennis ..... 10            | Ennis ..... 20              |
| 1953 | Ennis ..... 280           | Hamner ..... 30            | Ashburn ..... 9           | Ennis ..... 29              |
| 1954 | Hamner ..... 278          | Hamner ..... 39            | Hamner ..... 11           | Ennis ..... 25              |
| 1955 | Ennis ..... 292           | Ashburn ..... 32           | Ashburn ..... 9           | Ennis ..... 29              |
| 1956 | Lopata ..... 286          | Lopata ..... 33            | Ashburn/Blaylock ..... 8  | Lopata ..... 32             |
| 1957 | Bouchee ..... 270         | Bouchee ..... 35           | Ashburn/Bouchee ..... 8   | Repulski ..... 20           |
| 1958 | Ashburn ..... 271         | Anderson ..... 34          | Ashburn ..... *13         | Anderson ..... 23           |
| 1959 | Bouchee ..... 224         | Bouchee ..... 29           | Koppe ..... 7             | Freese ..... 23             |
| 1960 | Herrera ..... 233         | Herrera ..... 26           | Herrera ..... 6           | Herrera ..... 17            |
| 1961 | Callison ..... 190        | Callison ..... 20          | Callison ..... 11         | Demeter ..... 20            |
| 1962 | Callison ..... 296        | Callison ..... 26          | Callison ..... #10        | Demeter ..... 29            |
| 1963 | Callison ..... 314        | Callison/Gonzalez ..... 36 | Gonzalez ..... 12         | Callison ..... 31           |
| 1964 | Allen ..... *352          | Allen ..... 38             | Allen ..... #13           | Callison ..... 26           |
| 1965 | Callison ..... 315        | Allen ..... 31             | Callison ..... *16        | Callison ..... 32           |
| 1966 | Allen ..... 331           | Callison ..... *40         | Allen ..... 10            | Allen ..... 40              |
| 1967 | Allen ..... 262           | Allen ..... 31             | Allen ..... 10            | Allen ..... 23              |
| 1968 | Allen ..... 271           | Taylor ..... 20            | Allen ..... 9             | Allen ..... 33              |
| 1969 | Allen ..... 251           | Callison ..... 29          | three with ..... 5        | Allen ..... 32              |
| 1970 | Johnson ..... 262         | Johnson ..... 28           | Taylor ..... 9            | Johnson ..... 27            |
| 1971 | Johnson ..... 285         | Johnson ..... 29           | Money ..... 8             | Johnson ..... 34            |
| 1972 | Luzinski ..... 255        | Montanez ..... #39         | Bowa ..... *13            | Luzinski ..... 18           |
| 1973 | Luzinski ..... 295        | B. Robinson ..... 32       | Montanez ..... 5          | Luzinski ..... 29           |
| 1974 | Schmidt ..... 310         | Montanez ..... 33          | Cash ..... 11             | Schmidt ..... *36           |
| 1975 | Luzinski ..... *322       | Cash ..... 40              | Bowa ..... 9              | Schmidt ..... *38           |
| 1976 | Schmidt ..... *306        | Johnstone ..... 38         | Cash ..... *12            | Schmidt ..... *38           |
| 1977 | Luzinski ..... 329        | Luzinski ..... 35          | Schmidt ..... 11          | Luzinski ..... 39           |
| 1978 | Luzinski ..... 284        | Maddox ..... 34            | Bowa ..... 5              | Luzinski ..... 35           |
| 1979 | Schmidt ..... 305         | Rose ..... 40              | McBride ..... 12          | Schmidt ..... 45            |
| 1980 | Schmidt ..... *342        | Rose ..... *42             | McBride ..... 10          | Schmidt ..... *48           |
| 1981 | Schmidt ..... *228        | Matthews ..... 21          | Rose ..... 5              | Schmidt ..... *31           |
| 1982 | Schmidt ..... 281         | Matthews ..... 31          | DeJesus ..... 5           | Schmidt ..... 35            |
| 1983 | Schmidt ..... 280         | Lefebvre ..... 20          | Lefebvre ..... 8          | Schmidt ..... *40           |
| 1984 | Samuel ..... 310          | Samuel ..... 36            | Samuel ..... #19          | Schmidt ..... #36           |
| 1985 | Schmidt ..... 292         | Wilson ..... 39            | Samuel ..... 13           | Schmidt ..... 33            |
| 1986 | Schmidt ..... *302        | V. Hayes ..... #46         | Samuel ..... 12           | Schmidt ..... *37           |
| 1987 | Samuel ..... 329          | Samuel ..... 37            | Samuel ..... *15          | Schmidt ..... 35            |
| 1988 | Samuel ..... 239          | Samuel ..... 32            | Samuel ..... 9            | James ..... 19              |
| 1989 | V. Hayes ..... 249        | Dykstra ..... 32           | Herr/Kruk ..... 6         | V. Hayes ..... 26           |
| 1990 | Dykstra ..... 260         | Dykstra ..... 35           | Kruk ..... 8              | V. Hayes ..... 17           |
| 1991 | Kruk ..... 260            | Murphy ..... 33            | Kruk ..... 6              | Kruk ..... 21               |
| 1992 | Hollins ..... 275         | Duncan ..... 40            | Morandini ..... 8         | Daulton/Hollins ..... 27    |
| 1993 | Dykstra ..... 307         | Dykstra ..... 44           | Morandini ..... 9         | Daulton/Incaviglia ..... 24 |
| 1994 | Daulton/Duncan ..... 141  | Dykstra ..... 26           | Dykstra/Morandini ..... 5 | Daulton ..... 15            |
| 1995 | Hayes/Jefferies ..... 215 | Morandini ..... 34         | Morandini ..... 7         | three with ..... 11         |
| 1996 | Santiago ..... 242        | three with ..... 24        | Otero ..... 7             | Santiago ..... 30           |
| 1997 | Rolen ..... 263           | Morandini ..... 40         | Daulton ..... 6           | Rolen ..... 21              |
| 1998 | Rolen ..... 320           | Rolen ..... 45             | Glanville ..... 7         | Rolen ..... 31              |
| 1999 | Abreu ..... 300           | Glanville ..... 38         | Abreu ..... 11            | Lieberthal ..... 31         |
| 2000 | Abreu ..... 319           | Abreu ..... 42             | Abreu ..... 10            | Rolen ..... 26              |

\* League leader # Tied for league lead

## YEARLY BATTING LEADERS

| YEAR | TOTAL BASES            | DOUBLES              | TRIPLES               | HOME RUNS            |
|------|------------------------|----------------------|-----------------------|----------------------|
| 2001 | Abreu ..... 319        | Abreu ..... 48       | Rollins ..... *12     | Abreu ..... 31       |
| 2002 | Burrell ..... 319      | Abreu ..... 50       | Rollins ..... *10     | Burrell ..... 37     |
| 2003 | Thome ..... 331        | Rollins ..... 42     | Rollins ..... 6       | Thome ..... *47      |
| 2004 | Abreu ..... 312        | Abreu ..... 47       | Rollins ..... #12     | Thome ..... 42       |
| 2005 | Utley ..... 293        | Utley ..... 39       | Rollins ..... 11      | Burrell ..... 32     |
| 2006 | Howard ..... *383      | Rollins ..... 45     | Rollins ..... 9       | Howard ..... *58     |
| 2007 | Rollins ..... 380      | Utley ..... 48       | Rollins ..... *20     | Howard ..... 47      |
| 2008 | Howard ..... 331       | Utley ..... 41       | Rollins ..... 9       | Howard ..... *48     |
| 2009 | Howard ..... 352       | Rollins ..... 43     | Victorino ..... 13    | Howard ..... 45      |
| 2010 | Werth ..... 295        | Werth ..... *46      | Victorino ..... 10    | Howard ..... 31      |
| 2011 | Howard ..... 272       | Ibañez ..... 31      | Victorino ..... #16   | Howard ..... 33      |
| 2012 | Rollins ..... 270      | Rollins ..... 33     | Pierre ..... 6        | Rollins ..... 23     |
| 2013 | Brown ..... 245        | Rollins ..... 36     | Utley ..... 6         | Brown ..... 27       |
| 2014 | Byrd ..... 263         | Utley ..... 36       | Revere ..... 7        | Byrd ..... 25        |
| 2015 | Herrera/Howard ... 207 | Herrera ..... 30     | Revere ..... 6        | Howard ..... 23      |
| 2016 | Franco ..... 248       | Galvis/Rupp ..... 26 | Hernández ..... 11    | Franco/Howard ... 25 |
| 2017 | Herrera ..... 238      | Herrera ..... 42     | Galvis/Hernández... 6 | Franco ..... 24      |
| 2018 | Hoskins ..... 277      | Hoskins ..... 38     | Quinn ..... 4         | Hoskins ..... 34     |
| 2019 | Harper ..... 292       | Segura ..... 37      | Hoskins ..... 5       | Harper ..... 35      |
| 2020 | Gregorius ..... 105    | Bohm ..... 11        | four with ..... 2     | Harper ..... 13      |
| 2021 | Harper ..... 300       | Harper ..... *42     | Realmuto ..... 4      | Harper ..... 35      |
| 2022 | Schwarber ..... 291    | Hoskins ..... 33     | Realmuto ..... 5      | Schwarber ..... *46  |

\* League leader # Tied for league lead

| YEAR | STOLEN BASES        | WALKS                   | RBI                    | AVERAGE                |
|------|---------------------|-------------------------|------------------------|------------------------|
| 1883 |                     | Harbidge ..... 24       |                        | Purcell ..... .268     |
| 1884 |                     | Manning ..... 40        |                        | Manning ..... .271     |
| 1885 |                     | Manning ..... 37        |                        | Mulvey ..... .269      |
| 1886 |                     | Fogarty ..... 42        | Mulvey ..... 53        | G. Wood ..... .273     |
| 1887 | Fogarty ..... 102   | Fogarty ..... * 82      | Ferguson ..... 85      | Andrews ..... .325     |
| 1888 | Fogarty ..... 58    | Fogarty ..... 53        | Farrar ..... 53        | Farrar ..... .244      |
| 1889 | Fogarty ..... *99   | Fogarty ..... 65        | S. Thompson ..... 111  | S. Thompson ..... .296 |
| 1890 | Hamilton ..... *102 | Allen ..... 87          | S. Thompson ..... 102  | Hamilton ..... .325    |
| 1891 | Hamilton ..... *115 | Hamilton ..... *102     | S. Thompson ..... 90   | Hamilton ..... *340    |
| 1892 | Hamilton ..... 56   | Connor ..... 116        | S. Thompson ..... 104  | Hamilton ..... .330    |
| 1893 | Hamilton ..... 41   | Allen ..... 71          | Delahanty ..... *146   | S. Thompson ..... *380 |
| 1894 | Hamilton ..... *99  | Hamilton ..... *126     | S. Thompson ..... 141  | S. Thompson ..... .404 |
| 1895 | Hamilton ..... *95  | Hamilton ..... #96      | S. Thompson ..... *165 | Delahanty ..... .399   |
| 1896 | Delahanty ..... 37  | Delahanty ..... 62      | Delahanty ..... *126   | Delahanty ..... .397   |
| 1897 | Cooley ..... 31     | Delahanty/Nash ..... 60 | Lajoie ..... 127       | Delahanty ..... .377   |
| 1898 | Delahanty ..... 58  | Flick ..... 86          | Lajoie ..... *127      | Delahanty ..... .334   |
| 1899 | Thomas ..... 42     | Thomas ..... 115        | Delahanty ..... *137   | Delahanty ..... *408   |
| 1900 | Thomas ..... 37     | Thomas ..... *115       | Flick ..... *110       | Flick ..... .378       |
| 1901 | Flick ..... 30      | Thomas ..... *100       | Delahanty ..... 108    | Delahanty ..... .354   |
| 1902 | Thomas ..... 17     | Thomas ..... *107       | S. Barry ..... 57      | S. Barry ..... .287    |
| 1903 | S. Barry ..... 26   | Thomas ..... *107       | Keister ..... 63       | Thomas ..... .327      |
| 1904 | Thomas ..... 28     | Thomas ..... *102       | Magee ..... 57         | Titus ..... .294       |
| 1905 | Magee ..... 48      | Thomas ..... 93         | Magee ..... 98         | Thomas ..... .317      |
| 1906 | Magee ..... 55      | Thomas ..... *107       | Magee ..... 67         | Magee ..... .282       |
| 1907 | Magee ..... 46      | Thomas ..... *83        | Magee ..... *85        | Magee ..... .328       |
| 1908 | Magee ..... 40      | Titus ..... 53          | Bransfield ..... 71    | Bransfield ..... .304  |
| 1909 | Magee ..... 38      | Titus ..... 66          | Magee ..... 66         | Bransfield ..... .292  |
| 1910 | Magee ..... 49      | Magee ..... 94          | Magee ..... *123       | Magee ..... *331       |
| 1911 | Lobert ..... 40     | Knabe ..... 94          | Luderus ..... 99       | Luderus ..... .301     |
| 1912 | Paskert ..... 36    | Paskert ..... 91        | Magee ..... 72         | Paskert ..... .315     |
| 1913 | Lobert ..... 41     | Paskert ..... 65        | Cravath ..... *128     | Cravath ..... .341     |
| 1914 | Lobert ..... 31     | Cravath ..... 83        | Magee ..... *103       | Becker ..... .325      |
| 1915 | Whitted ..... 24    | Cravath ..... *86       | Cravath ..... *115     | Luderus ..... .315     |

\* League leader # Tied for league lead

## YEARLY BATTING LEADERS

| YEAR | STOLEN BASES             | WALKS                     | RBI                   | AVERAGE                  |
|------|--------------------------|---------------------------|-----------------------|--------------------------|
| 1916 | Whitted ..... 29         | Bancroft ..... 74         | Cravath ..... 70      | Cravath ..... .283       |
| 1917 | Stock ..... 25           | Cravath ..... 70          | Cravath ..... 83      | Cravath/Whitted .280     |
| 1918 | Stock ..... 20           | Bancroft/Cravath ..... 54 | Luderus ..... 67      | Luderus ..... .288       |
| 1919 | Meusel ..... 24          | Luderus ..... 54          | Meusel ..... 59       | Meusel ..... .305        |
| 1920 | C. Williams ..... 18     | Stengel ..... 38          | C. Williams ..... 72  | C. Williams ..... .325   |
| 1921 | Meusel ..... 8           | C. Williams ..... 30      | C. Williams ..... 75  | C. Williams ..... .320   |
| 1922 | Walker/Williams ..... 11 | C. Williams ..... 74      | C. Williams ..... 92  | Walker ..... .337        |
| 1923 | Walker ..... 12          | Sand ..... 82             | C. Williams ..... 114 | Tierney ..... .317       |
| 1924 | Harper ..... 10          | C. Williams ..... 67      | C. Williams ..... 93  | C. Williams ..... .328   |
| 1925 | Harper ..... 10          | Sand ..... 64             | Harper ..... 97       | Harper ..... .349        |
| 1926 | Huber ..... 9            | Sand ..... 66             | Leach ..... 71        | Leach ..... .329         |
| 1927 | F. Thompson ..... 19     | C. Williams ..... 61      | C. Williams ..... 98  | Leach/Wrightstone .306   |
| 1928 | F. Thompson ..... 19     | Hurst ..... 68            | Whitney ..... 103     | Leach ..... .304         |
| 1929 | F. Thompson ..... 16     | Hurst ..... 80            | Klein ..... 145       | O'Doul ..... *.398       |
| 1930 | F. Thompson ..... 7      | O'Doul ..... 63           | Klein ..... 170       | Klein ..... .386         |
| 1931 | Hurst ..... 8            | Hurst ..... 64            | Klein ..... *121      | Klein ..... .337         |
| 1932 | Klein ..... *20          | Hurst ..... 65            | Hurst ..... *143      | Klein ..... .348         |
| 1933 | Fullis ..... 18          | Bartell/Klein ..... 56    | Klein ..... *120      | Klein ..... *.368        |
| 1934 | Bartell ..... 13         | Bartell ..... 64          | Moore ..... 93        | Moore ..... .343         |
| 1935 | Camilli ..... 9          | Camilli ..... 65          | Camilli ..... 102     | Moore ..... .323         |
| 1936 | Chiozza ..... 17         | Camilli ..... 116         | Camilli ..... 102     | Moore ..... .328         |
| 1937 | Scharein ..... 13        | Camilli ..... 90          | Camilli ..... 80      | Whitney ..... .341       |
| 1938 | Scharein ..... 11        | Mueller/Weintraub ... 64  | Arnovich ..... 72     | Martin ..... .298        |
| 1939 | Arnovich ..... 7         | Arnovich ..... 58         | Arnovich ..... 67     | Arnovich ..... .324      |
| 1940 | Mahan ..... 4            | May ..... 58              | Rizzo ..... 53        | May ..... .293           |
| 1941 | Murtaugh ..... *18       | Etten ..... 82            | Etten ..... 79        | Etten ..... .311         |
| 1942 | Murtaugh ..... 13        | Etten ..... 67            | Litwhiler ..... 56    | Litwhiler ..... .271     |
| 1943 | Wasdell ..... 6          | Murtaugh ..... 57         | Northey ..... 68      | Dahlgren ..... .287      |
| 1944 | Lupien ..... 18          | Adams ..... 74            | Northey ..... 104     | Northey ..... .288       |
| 1945 | DiMaggio ..... 12        | DiMaggio ..... 43         | DiMaggio ..... 84     | Wasdell ..... .300       |
| 1946 | Hughes/Wyrostek ... 7    | Wyrostek ..... 70         | Ennis ..... 73        | Ennis ..... .313         |
| 1947 | Walker ..... 13          | Wyrostek ..... 61         | Ennis ..... 81        | Walker ..... *.363       |
| 1948 | Ashburn ..... *32        | Ashburn ..... 60          | Ennis ..... 95        | Ashburn ..... .333       |
| 1949 | Ashburn ..... 9          | Seminick ..... 69         | Ennis ..... 110       | Ennis ..... .302         |
| 1950 | Ashburn ..... 14         | Seminick ..... 68         | Ennis ..... *126      | Ennis ..... .311         |
| 1951 | Ashburn ..... 29         | Ennis ..... 68            | Jones ..... 81        | Ashburn ..... .344       |
| 1952 | Ashburn ..... 16         | Ashburn ..... 75          | Ennis ..... 107       | Ennis/Waitkus ..... .289 |
| 1953 | Ashburn ..... 14         | Jones ..... 85            | Ennis ..... 125       | Ashburn ..... .330       |
| 1954 | Ashburn ..... 11         | Ashburn ..... *125        | Ennis ..... 119       | Ashburn ..... .313       |
| 1955 | Ashburn ..... 12         | Ashburn ..... 105         | Ennis ..... 120       | Ashburn ..... *.338      |
| 1956 | Ashburn ..... 10         | Jones ..... 92            | Ennis/Lopata ..... 95 | Ashburn ..... .303       |
| 1957 | Fernandez ..... 18       | Ashburn ..... #94         | Bouchee ..... 76      | Ashburn ..... .297       |
| 1958 | Ashburn ..... 30         | Ashburn ..... *97         | Anderson ..... 97     | Ashburn ..... *.350      |
| 1959 | Ashburn ..... 9          | Ashburn ..... 79          | Post ..... 94         | Bouchee ..... .285       |
| 1960 | Taylor ..... 24          | Del Greco ..... 54        | Herrera ..... 71      | Taylor ..... .287        |
| 1961 | Gonzalez ..... 15        | Callison ..... 69         | Demeter ..... 68      | Gonzalez ..... .277      |
| 1962 | Taylor ..... 20          | Dalrymple ..... 70        | Demeter ..... 107     | Demeter ..... .307       |
| 1963 | Taylor ..... 23          | Gonzalez ..... 53         | Demeter ..... 83      | Gonzalez ..... .306      |
| 1964 | Taylor ..... 13          | Allen ..... 67            | Callison ..... 104    | Allen ..... .318         |
| 1965 | Allen ..... 15           | Allen ..... 74            | Callison ..... 101    | Rojas ..... .303         |
| 1966 | White ..... 16           | Allen/White ..... 68      | Allen ..... 110       | Allen ..... .317         |
| 1967 | Allen ..... 20           | Allen ..... 75            | Allen ..... 77        | Gonzalez ..... .339      |
| 1968 | Taylor ..... 22          | Allen ..... 74            | Allen ..... 90        | Gonzalez ..... .264      |
| 1969 | Taylor ..... 19          | Allen/Briggs ..... 64     | Allen ..... 89        | Allen ..... .288         |
| 1970 | Bowa ..... 24            | Johnson ..... 72          | Johnson ..... 93      | Taylor ..... .301        |
| 1971 | Bowa ..... 28            | Johnson ..... 72          | Montanez ..... 99     | McCarver ..... .278      |
| 1972 | Bowa ..... 17            | Montanez ..... 58         | Luzinski ..... 68     | Luzinski ..... .281      |
| 1973 | Bowa ..... 10            | Schmidt ..... 62          | Luzinski ..... 97     | Unser ..... .289         |
| 1974 | Bowa ..... 39            | Schmidt ..... 106         | Schmidt ..... 116     | Montanez ..... .301      |
| 1975 | Schmidt ..... 29         | Schmidt ..... 101         | Luzinski ..... *120   | Bowa/Cash ..... .305     |

\* League leader # Tied for league lead

## YEARLY BATTING LEADERS

| YEAR | STOLEN BASES             | WALKS              | RBI                   | AVERAGE               |
|------|--------------------------|--------------------|-----------------------|-----------------------|
| 1976 | Bowa ..... 30            | Schmidt ..... 100  | Schmidt ..... 107     | Maddox ..... .330     |
| 1977 | McBride ..... 36         | Schmidt ..... 104  | Luzinski ..... 130    | Luzinski ..... .309   |
| 1978 | Maddox ..... 33          | Luzinski ..... 100 | Luzinski ..... 101    | Bowa ..... .294       |
| 1979 | Maddox ..... 26          | Schmidt ..... *120 | Schmidt ..... 114     | Rose ..... .331       |
| 1980 | Smith ..... 33           | Schmidt ..... 89   | Schmidt ..... *121    | McBride ..... .309    |
| 1981 | Smith ..... 21           | Schmidt ..... *73  | Schmidt ..... *91     | Rose ..... .325       |
| 1982 | Dernier ..... 42         | Schmidt ..... *107 | Schmidt ..... 87      | Diaz ..... .288       |
| 1983 | Dernier ..... 35         | Schmidt ..... *128 | Schmidt ..... 109     | Matthews ..... .258   |
| 1984 | Samuel ..... 72          | Schmidt ..... 92   | Schmidt ..... #106    | V. Hayes ..... .292   |
| 1985 | Samuel ..... 53          | Schmidt ..... 87   | Wilson ..... 102      | Schmidt ..... .277    |
| 1986 | Samuel ..... 42          | Schmidt ..... 89   | Schmidt ..... *119    | V. Hayes ..... .305   |
| 1987 | M. Thompson ..... 46     | V. Hayes ..... 121 | Schmidt ..... 113     | M. Thompson ... .302  |
| 1988 | Samuel ..... 33          | Jeltz ..... 59     | Samuel ..... 67       | M. Thompson ... .288  |
| 1989 | Dykstra ..... 30         | V. Hayes ..... 101 | V. Hayes ..... 78     | Herr ..... .287       |
| 1990 | Dykstra ..... 33         | Dykstra ..... 89   | V. Hayes ..... 73     | Dykstra ..... .325    |
| 1991 | Dykstra ..... 24         | Kruk ..... 67      | Kruk ..... 92         | Kruk ..... .294       |
| 1992 | Dykstra ..... 30         | Kruk ..... 92      | Daulton ..... *109    | Kruk ..... .323       |
| 1993 | Dykstra ..... 37         | Dykstra ..... *129 | Daulton ..... 105     | Kruk ..... .316       |
| 1994 | Dykstra ..... 15         | Dykstra ..... 68   | Daulton ..... 56      | Kruk ..... .302       |
| 1995 | Dykstra/Eisenreich... 10 | Daulton ..... 55   | C. Hayes ..... 85     | Jefferies ..... .306  |
| 1996 | Morandini ..... 26       | Zeile ..... 67     | Santiago ..... 85     | Eisenreich ..... .361 |
| 1997 | Morandini/Rolen ... 16   | Rolen ..... 76     | Rolen ..... 92        | Morandini ..... .295  |
| 1998 | Glanville ..... 23       | Rolen ..... 93     | Rolen ..... 110       | Abreu ..... .312      |
| 1999 | Glanville ..... 34       | Abreu ..... 109    | Brogna ..... 102      | Abreu ..... .335      |
| 2000 | Glanville ..... 31       | Abreu ..... 100    | Rolen ..... 89        | Abreu ..... .316      |
| 2001 | Rollins ..... #46        | Abreu ..... 106    | Abreu ..... 110       | Anderson ..... .293   |
| 2002 | Abreu/Rollins ..... 31   | Abreu ..... 104    | Burrell ..... 116     | Abreu ..... .308      |
| 2003 | Abreu ..... 22           | Thome ..... 111    | Thome ..... 131       | Lieberthal ..... .313 |
| 2004 | Abreu ..... 40           | Abreu ..... 127    | Abreu/Thome..... 105  | Abreu ..... .301      |
| 2005 | Rollins ..... 41         | Abreu ..... 117    | Burrell ..... 117     | Utley ..... .291      |
| 2006 | Rollins ..... 36         | Howard ..... 108   | Howard ..... *149     | Howard ..... .313     |
| 2007 | Rollins ..... 41         | Burrell ..... 114  | Howard ..... 136      | Utley ..... .332      |
| 2008 | Rollins ..... 47         | Burrell ..... 102  | Howard ..... *146     | Victorino ..... .293  |
| 2009 | Rollins ..... 31         | Werth ..... 91     | Howard ..... #141     | Victorino ..... .292  |
| 2010 | Victorino ..... 34       | Werth ..... 82     | Howard ..... 108      | Polanco ..... .298    |
| 2011 | Rollins ..... 30         | Howard ..... 75    | Howard ..... 116      | Victorino ..... .279  |
| 2012 | Pierre ..... 37          | Rollins ..... 62   | Rollins/Ruiz ..... 68 | Rollins ..... .250    |
| 2013 | Revere/Rollins ..... 22  | Rollins ..... 59   | Brown ..... 83        | Utley ..... .284      |
| 2014 | Revere ..... 49          | Howard ..... 67    | Howard ..... 95       | Revere ..... .306     |
| 2015 | Revere ..... 24          | Hernández ..... 40 | Howard ..... 77       | Herrera ..... .297    |
| 2016 | Herrera ..... 25         | Hernández ..... 66 | Franco ..... 88       | Hernández ..... .294  |
| 2017 | Hernández ..... 15       | Hernández ..... 61 | Franco ..... 76       | Hernández ..... .294  |
| 2018 | Hernández ..... 19       | Santana ..... 110  | Hoskins ..... 96      | Franco ..... .270     |
| 2019 | Harper/Kingery ..... 15  | Hoskins ..... *116 | Harper ..... 114      | Segura ..... .280     |
| 2020 | Quinn ..... 12           | Harper ..... *49   | Gregorius ..... 40    | Gregorius ..... .284  |
| 2021 | Harper/Realmuto ..... 13 | Harper ..... 100   | Harper ..... 84       | Harper ..... .309     |
| 2022 | Realmuto ..... 21        | Schwarber ..... 86 | Schwarber ..... 94    | Bohm ..... .280       |

\* League leader # Tied for league lead

## STOLEN BASES

| TEAM |     |    |      | INDIVIDUAL (Pct.) |                 |     |    |    |      |
|------|-----|----|------|-------------------|-----------------|-----|----|----|------|
| ATT  | SB  | CS | PCT  | Year              | Player          | ATT | SB | CS | PCT  |
| 91   | 63  | 28 | .692 | 1951              | Richie Ashburn  | 35  | 29 | 6  | .829 |
| 101  | 60  | 41 | .594 | 1952              | Richie Ashburn  | 27  | 16 | 11 | .593 |
| 63   | 42  | 21 | .667 | 1953              | Richie Ashburn  | 20  | 14 | 6  | .700 |
| 57   | 30  | 27 | .526 | 1954              | Richie Ashburn  | 19  | 11 | 8  | .579 |
| 76   | 44  | 32 | .579 | 1955              | Richie Ashburn  | 32  | 12 | 10 | .545 |
| 68   | 45  | 23 | .662 | 1956              | Richie Ashburn  | 11  | 10 | 1  | .909 |
| 83   | 57  | 26 | .687 | 1957              | Chico Fernandez | 23  | 18 | 5  | .783 |
| 84   | 51  | 33 | .607 | 1958              | Richie Ashburn  | 42  | 30 | 12 | .714 |
| 85   | 39  | 46 | .459 | 1959              | Richie Ashburn  | 20  | 9  | 11 | .450 |
| 93   | 45  | 48 | .484 | 1960              | Tony Taylor     | 37  | 26 | 11 | .703 |
| 86   | 56  | 30 | .651 | 1961              | Tony Gonzalez   | 20  | 15 | 5  | .750 |
| 121  | 79  | 42 | .653 | 1962              | Tony Taylor     | 29  | 20 | 9  | .690 |
| 95   | 56  | 39 | .589 | 1963              | Tony Taylor     | 32  | 23 | 9  | .719 |
| 65   | 30  | 35 | .462 | 1964              | Tony Taylor     | 20  | 13 | 7  | .650 |
| 78   | 46  | 32 | .590 | 1965              | Dick Allen      | 17  | 15 | 2  | .882 |
| 98   | 56  | 42 | .571 | 1966              | Bill White      | 22  | 16 | 6  | .727 |
| 141  | 79  | 62 | .560 | 1967              | Dick Allen      | 25  | 20 | 5  | .800 |
| 109  | 58  | 51 | .532 | 1968              | Tony Taylor     | 27  | 22 | 5  | .815 |
| 122  | 73  | 49 | .598 | 1969              | Tony Taylor     | 29  | 19 | 10 | .655 |
| 136  | 72  | 64 | .529 | 1970              | Larry Bowa      | 36  | 24 | 12 | .667 |
| 102  | 63  | 39 | .618 | 1971              | Larry Bowa      | 39  | 28 | 11 | .718 |
| 92   | 42  | 50 | .457 | 1972              | Larry Bowa      | 26  | 17 | 9  | .654 |
| 86   | 41  | 45 | .477 | 1973              | Larry Bowa      | 16  | 10 | 6  | .625 |
| 98   | 51  | 47 | .520 | 1974              | Larry Bowa      | 50  | 39 | 11 | .780 |
| 173  | 115 | 58 | .665 | 1975              | Mike Schmidt    | 41  | 29 | 12 | .707 |
| 183  | 126 | 57 | .689 | 1976              | Larry Bowa      | 38  | 30 | 8  | .789 |
| 197  | 127 | 70 | .645 | 1977              | Larry Bowa      | 35  | 32 | 3  | .914 |
| 203  | 135 | 68 | .665 | 1978              | Garry Maddox    | 40  | 33 | 7  | .825 |
| 210  | 152 | 58 | .724 | 1979              | Garry Maddox    | 39  | 26 | 13 | .667 |
| 204  | 128 | 76 | .627 | 1980              | Lonnie Smith    | 46  | 33 | 13 | .717 |
| 212  | 140 | 62 | .660 | 1981              | Lonnie Smith    | 31  | 21 | 10 | .677 |
| 151  | 103 | 48 | .682 | 1982              | Bob Dernier     | 54  | 42 | 12 | .778 |
| 204  | 128 | 76 | .627 | 1983              | Bob Dernier     | 42  | 35 | 7  | .833 |
| 246  | 186 | 60 | .756 | 1984              | Juan Samuel     | 87  | 72 | 15 | .809 |
| 173  | 122 | 51 | .705 | 1985              | Juan Samuel     | 72  | 53 | 19 | .736 |
| 212  | 153 | 59 | .722 | 1986              | Milt Thompson   | 23  | 19 | 4  | .826 |

### MOST BY TWO TEAMMATES

|     |   |
|-----|---|
| 120 | Juan Samuel (72), Von Hayes (48) – 1984         |
| 83  | Jimmy Rollins (47), Shane Victorino (36) – 2008 |
| 82  | Jimmy Rollins (46), Bobby Abreu (36) – 2001     |
| 81  | Milt Thompson (46), Juan Samuel (35) – 1987     |
| 80  | Sherry Magee (49), Johnny Bates (31) – 1910     |
| 78  | Jimmy Rollins (41), Shane Victorino (37) – 2007 |
| 77  | Ben Revere (49), Jimmy Rollins (28) – 2014      |

### MOST BY THREE TEAMMATES

|     |  |
|-----|--|
| 147 | Juan Samuel (72), Von Hayes (48), Jeff Stone (27) – 1984         |
| 110 | Jimmy Rollins (46), Bobby Abreu (36), Doug Glanville (28) – 2001 |
| 106 | Roy Thomas (37), Elmer Flick (35), Jimmy Slagle (34) – 1900      |
| 105 | Sherry Magee (49), Johnny Bates (31), Eddie Grant (25) – 1910    |

# STOLEN BASES

| TEAM |     |    |      |      | INDIVIDUAL (Pct.)       |     |    |    |       |
|------|-----|----|------|------|-------------------------|-----|----|----|-------|
| ATT  | SB  | CS | PCT  | Year | Player                  | ATT | SB | CS | PCT   |
| 160  | 111 | 49 | .694 | 1987 | Milt Thompson           | 56  | 46 | 10 | .821  |
| 161  | 112 | 49 | .696 | 1988 | Juan Samuel             | 43  | 33 | 10 | .767  |
| 156  | 106 | 50 | .679 | 1989 | Von Hayes               | 35  | 28 | 7  | .800  |
| 143  | 108 | 35 | .755 | 1990 | Lenny Dykstra           | 38  | 33 | 5  | .868  |
| 122  | 92  | 30 | .754 | 1991 | Lenny Dykstra           | 28  | 24 | 4  | .857  |
| 158  | 127 | 31 | .804 | 1992 | Lenny Dykstra           | 35  | 30 | 5  | .857  |
| 123  | 91  | 32 | .740 | 1993 | Lenny Dykstra           | 49  | 37 | 12 | .755  |
| 91   | 67  | 24 | .736 | 1994 | Lenny Dykstra           | 19  | 15 | 4  | .789  |
| 97   | 72  | 25 | .742 | 1995 | Jim Eisenreich          | 10  | 10 | 0  | 1.000 |
| 158  | 117 | 41 | .741 | 1996 | Mickey Morandini        | 31  | 26 | 5  | .838  |
| 148  | 92  | 56 | .622 | 1997 | Rico Brogna             | 15  | 12 | 3  | .800  |
| 142  | 97  | 45 | .683 | 1998 | Doug Glanville          | 29  | 23 | 6  | .793  |
| 160  | 125 | 35 | .781 | 1999 | Doug Glanville          | 36  | 34 | 2  | .944  |
| 132  | 102 | 30 | .773 | 2000 | Doug Glanville          | 39  | 31 | 8  | .795  |
| 200  | 153 | 47 | .765 | 2001 | Jimmy Rollins           | 54  | 46 | 8  | .852  |
| 147  | 104 | 43 | .727 | 2002 | Bobby Abreu             | 43  | 31 | 12 | .721  |
| 101  | 72  | 29 | .713 | 2003 | Marlon Byrd             | 11  | 10 | 1  | .917  |
| 127  | 100 | 27 | .787 | 2004 | Bobby Abreu             | 45  | 40 | 5  | .889  |
| 108  | 82  | 26 | .759 | 2005 | Kenny Lofton            | 25  | 22 | 3  | .880  |
| 117  | 92  | 25 | .786 | 2006 | Jimmy Rollins           | 40  | 36 | 4  | .900  |
| 157  | 138 | 19 | .879 | 2007 | Michael Bourn           | 19  | 18 | 1  | .947  |
| 161  | 136 | 25 | .845 | 2008 | Jayson Werth            | 21  | 20 | 1  | .952  |
| 147  | 119 | 28 | .810 | 2009 | Chase Utley             | 23  | 23 | 0  | 1.000 |
| 129  | 108 | 21 | .837 | 2010 | Jimmy Rollins           | 18  | 17 | 1  | .944  |
| 120  | 96  | 24 | .800 | 2011 | Shane Victorino         | 22  | 19 | 3  | .864  |
| 139  | 116 | 23 | .835 | 2012 | Jimmy Rollins           | 35  | 30 | 5  | .857  |
| 102  | 73  | 29 | .716 | 2013 | Jimmy Rollins           | 28  | 22 | 6  | .786  |
| 135  | 109 | 26 | .807 | 2014 | Chase Utley             | 11  | 10 | 1  | .909  |
| 120  | 88  | 32 | .733 | 2015 | Ben Revere              | 29  | 24 | 5  | .828  |
| 141  | 96  | 45 | .681 | 2016 | Odúbel Herrera          | 32  | 25 | 7  | .781  |
| 84   | 59  | 25 | .702 | 2017 | César Hernández         | 20  | 15 | 5  | .750  |
| 95   | 69  | 26 | .726 | 2018 | César Hernández         | 25  | 19 | 6  | .760  |
| 96   | 78  | 18 | .813 | 2019 | Bryce Harper            | 18  | 15 | 3  | .833  |
| 43   | 35  | 8  | .814 | 2020 | Roman Quinn             | 12  | 12 | 0  | 1.000 |
| 96   | 77  | 19 | .802 | 2021 | B. Harper/J.T. Realmuto | 16  | 13 | 3  | .813  |
| 133  | 105 | 28 | .789 | 2022 | J.T. Realmuto           | 22  | 21 | 1  | .955  |

HITTING

## SEASON LEADERS BY POSITION

| Pos. | Player           | SB | Year |
|------|------------------|----|------|
| P    | Johnny Lush      | 6  | 1906 |
| C    | J.T. Realmuto    | 21 | 2022 |
| 1B   | Kitty Bransfield | 30 | 1908 |
| 2B   | Juan Samuel      | 72 | 1984 |
| SS   | Jimmy Rollins    | 47 | 2008 |
| 3B   | Hans Lobert      | 41 | 1913 |
| LF   | Sherry Magee     | 55 | 1906 |
| CF   | Ben Revere       | 49 | 2014 |
| RF   | Bobby Abreu      | 40 | 2004 |

## MOST STEALS, ONE GAME

- 11 7/12/1906 at STL (Sherry Magee 4, Kid Gleason 2, Red Dooie, Mickey Doolan, Johnny Lush, Roy Thomas and John Titus 1)
- 10 8/31/1906 vs NYG (Sherry Magee 4, Kitty Bransfield, Mickey Doolan, Kid Gleason, Paul Sentelle, Roy Thomas and John Titus 1)

## MOST PLAYERS WITH 20 STEALS

- 6 1908 - Sherry Magee, Kitty Bransfield, Eddie Grant, Otto Knabe, John Titus, Red Dooie
- 4 1900 - Roy Thomas, Elmer Flick, Jimmy Slagle, Nap Lajoie
- 1901 - Elmer Flick, Ed Delahanty, Roy Thomas, Monte Cross
- 1909 - Sherry Magee, Eddie Grant, John Titus, Johnny Bates
- 1910 - Sherry Magee, Johnny Bates, Eddie Grant, John Titus
- 1911 - Hans Lobert, Dode Paskert, Otto Knabe, Sherry Magee
- 1916 - Possum Whitted, Dode Paskert, Milt Stock, Bert Niehoff
- 1979 - Garry Maddox, Bake McBride, Larry Bowa, Pete Rose
- 2009 - Jimmy Rollins, Shane Victorino, Chase Utley, Jayson Werth



# RUNS, HITS – GAME

Since 1900

## MOST RUNS, GAME

### PHILLIES

| Runs | Date                             |
|------|----------------------------------|
| 26   | 6/11/1985 vs NYM                 |
| 23   | 7/13/1900 at PIT                 |
| 23   | 8/25/1922 at CHI                 |
| 23*  | 5/17/1979 at CHI                 |
| 22   | 7/6/2009 vs CIN                  |
| 21   | 5/15/1911 vs CIN                 |
| 21   | 9/14/1920 vs CIN                 |
| 21   | 7/3/1999 vs CHI                  |
| 20   | 5/11/1900 at CIN                 |
| 20   | 9/6/1900 vs CHI                  |
| 20   | 5/11/1923 vs STL                 |
| 20   | 5/26/2008 vs COL                 |
| 20   | 6/13/2008 at STL                 |
| 20   | 4/7/2018 vs MIA                  |
| 19   | 6/24/1901 vs CIN                 |
| 19   | 5/11/1911 vs PIT                 |
| 19   | 5/22/1937 at CIN                 |
| 19   | 9/12/1961 at LAD                 |
| 19   | 6/23/1986 vs CHI                 |
| 18   | 14 times; last: 8/31/2022 at ARI |

### OPPONENTS

| Runs | Date                    |
|------|-------------------------|
| 28   | 7/6/1929 vs STL         |
| 26   | 8/25/1922 at CHI        |
| 24   | 5/13/1902 at CIN        |
| 24   | 9/2/1925 vs NYG         |
| 24   | 8/16/2018 vs NYM (gm 1) |
| 23   | 9/16/1926 vs STL        |
| 23   | 7/11/1931 vs NYG        |
| 22   | 6/1/1923 vs NYG         |
| 22   | 9/6/1930 at BKN         |
| 22   | 9/23/1939 vs BKN        |
| 22*  | 5/17/1979 at CHI        |
| 22   | 9/4/1999 vs CIN         |
| 21   | 7/13/1923 vs CIN        |
| 21   | 8/11/1926 vs CIN        |
| 21   | 6/5/1929 at CIN         |
| 21   | 6/23/1930 at CHI        |
| 21   | 8/4/1934 vs NYG         |
| 21   | 5/9/1937 vs CIN         |
| 21   | 5/5/1938 at CHI         |

## MOST RUNS, SHUTOUT GAME

### PHILLIES

| Runs | Date                    |
|------|-------------------------|
| 18   | 7/11/1910 at PIT        |
| 18   | 8/10/1930 at CIN        |
| 18   | 7/14/1934 vs CIN (gm 1) |
| 17   | 5/20/1951 at PIT        |
| 16   | 9/10/1963 vs HOU        |
| 15   | 7/3/1928 at BOS         |
| 15   | 5/22/1936 at NYG        |
| 14   | 6/13/1922 vs STL        |
| 14   | 9/16/2003 vs FLA        |
| 13   | 9/5/1910 vs BOS         |
| 13   | 9/8/1913 at BOS         |
| 13   | 6/12/1915 at CHI        |
| 13   | 5/16/1979 at CHI        |
| 13   | 6/19/1994 at MTL        |
| 13   | 8/14/2006 vs NYM        |

### OPPONENTS

| Runs | Date             |
|------|------------------|
| 17   | 9/25/2016 at NYM |
| 16   | 5/4/1929 vs CHI  |
| 15   | 4/30/1918 vs NYG |
| 15   | 6/12/1935 vs CHI |
| 15   | 9/26/1944 vs CHI |
| 15   | 8/16/1952 at BKN |
| 14   | 7/4/1942 vs BKN  |
| 14   | 8/6/1980 vs STL  |
| 14   | 9/27/1981 at CHI |
| 14   | 9/26/2018 at COL |
| 13   | 8/8/1911 at PIT  |
| 13   | 9/4/1920 at NYG  |
| 13   | 7/4/1945 vs PIT  |
| 13   | 8/17/1977 at MTL |
| 13   | 6/1/2007 vs SF   |

## MOST HITS, GAME

### PHILLIES

| Hits | Date                    |
|------|-------------------------|
| 27*  | 7/23/1930 vs PIT (gm 2) |
| 27   | 6/11/1985 vs NYM        |
| 26   | 8/25/1922 at CHI        |
| 26   | 7/17/2007 at LAD        |
| 25   | 6/24/1901 vs CIN        |
| 24*  | 4/17/1976 at CHI        |
| 24*  | 5/17/1979 at CHI        |
| 24*  | 5/19/1990 at LAD        |
| 24   | 8/31/2022 at ARI        |
| 23   | nine times              |

### OPPONENTS

| Hits | Date                   |
|------|------------------------|
| 30   | 9/2/1925 vs NYG (gm 2) |
| 28   | 5/13/1902 at CIN       |
| 28   | 7/6/1929 vs STL (gm 2) |
| 28   | 7/11/1931 vs NYG       |
| 27   | 8/8/1922 vs PIT        |
| 27   | 9/23/1939 vs BKN       |
| 26   | 7/10/1930 vs NYG       |
| 26   | 9/23/1930 vs STL       |
| 26*  | 5/17/1979 at CHI       |

\* Extra-inning game

# BIG INNINGS

## MOST RUNS, INNING – SORTED BY RUNS

### PHILLIES

| Runs | Inning | Date                    |
|------|--------|-------------------------|
| 13   | 4th    | 4/13/2003 at CIN        |
| 12   | 6th    | 7/21/1923 vs CHI (gm 1) |
| 12   | 1st    | 4/8/2017 vs WSH         |
| 11   | 2nd    | 7/14/1934 vs CIN (gm 1) |
| 11   | 7th    | 7/15/1972 at SF         |
| 11   | 3rd    | 9/24/1981 at STL        |
| 11   | 8th    | 9/22/1999 at MIL        |
| 10   | 9th    | 7/4/1891 at CLE (gm 1)  |
| 10   | 5th    | 7/20/1938 at PIT (gm 1) |
| 10   | 7th    | 6/20/1943 at BOS (gm 1) |
| 10   | 8th    | 9/4/1944 vs NYG (gm 2)  |
| 10   | 1st    | 8/13/1948 vs NYG        |
| 10   | 8th    | 6/2/1949 vs CIN         |
| 10   | 3rd    | 6/15/1962 vs CIN        |
| 10   | 1st    | 8/5/1975 vs CHI         |
| 10   | 8th    | 8/21/1984 at SF         |
| 10   | 1st    | 6/2/2002 vs MTL         |
| 10   | 9th    | 9/17/2005 at FLA        |
| 10   | 1st    | 7/6/2009 vs CIN         |
| 10   | 1st    | 4/16/2019 vs NYM        |

### OPPONENTS

| Runs | Inning | Date                    |
|------|--------|-------------------------|
| 14   | 4th    | 8/25/1922 at CHI        |
| 12   | 3rd    | 9/16/1926 vs STL (gm 1) |
| 12   | 6th    | 8/21/1935 vs CHI (gm 2) |
| 12   | 8th    | 5/5/1938 at CHI         |
| 12   | 8th    | 5/24/1953 vs BKN        |
| 12   | 8th    | 5/31/1975 vs HOU        |
| 11   | 9th    | 8/4/1934 vs NYG (gm 2)  |
| 11   | 7th    | 5/5/1946 at CHI (gm 1)  |
| 11   | 2nd    | 8/11/2015 at ARI        |
| 10   | 2nd    | 8/25/1922 at CHI        |
| 10   | 1st    | 7/6/1929 vs STL (gm 2)  |
| 10   | 5th    | 7/6/1929 vs STL (gm 2)  |
| 10   | 3rd    | 7/10/1930 vs NYG        |
| 10   | 5th    | 6/13/1937 vs CHI (gm 1) |
| 10   | 5th    | 8/3/1969 vs CIN         |
| 10   | 7th    | 6/11/1974 at HOU        |
| 10   | 1st    | 6/8/1989 vs PIT         |
| 10   | 5th    | 8/16/2018 vs NYM (gm 1) |
| 10   | 2nd    | 8/30/2020 vs ATL        |

## MOST RUNS, INNING – SORTED BY INNING

### PHILLIES

| Runs | Date                    | Inning | Runs | Date                        |
|------|-------------------------|--------|------|-----------------------------|
| 12   | 4/8/2017 vs WSH         | 1st    | 10   | 7/6/1929 vs STL (gm 2)      |
|      |                         |        | 10   | 5/22/1934 vs PIT            |
|      |                         |        | 10   | 6/8/1989 vs PIT             |
| 11   | 7/14/1934 vs CIN (gm 1) | 2nd    | 11   | 8/11/2015 at ARI            |
| 11   | 9/24/1981 at STL        | 3rd    | 12   | 9/16/1926 vs STL (gm 1)     |
| 13   | 4/13/2003 at CIN        | 4th    | 14   | 8/25/1922 at CHI            |
| 10   | 7/20/1938 at PIT (gm 1) | 5th    | 10   | 7/6/1929 vs STL (gm 2)      |
|      |                         |        | 10   | 6/13/1937 vs CHI (gm 1)     |
|      |                         |        | 10   | 8/3/1969 vs CIN             |
| 12   | 7/21/1923 vs CHI (gm 1) | 6th    | 12   | 8/21/1935 vs CHI (gm 2)     |
| 11   | 7/15/1972 at SF         | 7th    | 11   | 5/5/1946 at CHI (gm 1)      |
| 11   | 9/22/1999 at MIL        | 8th    | 12   | 5/5/1938 at CHI             |
|      |                         |        | 12   | 5/24/1953 vs BKN (none out) |
|      |                         |        | 12   | 5/31/1975 vs HOU            |
| 10   | 7/4/1891 at CLE (gm 1)  | 9th    | 11   | 8/4/1934 vs NYG (gm 2)      |
| 10   | 9/17/2005 at FLA        |        |      |                             |
| 5    | 9/16/1930 vs PIT        | 10th   | 9    | 8/24/1947 vs CIN (gm 1)     |
| 5    | 5/6/1960 at LAD         |        | 9    | 5/28/1995 vs SD             |
| 5    | 8/22/2004 at MIL        |        |      |                             |
| 6    | 5/31/1967 at LAD        | 11th   | 7    | 6/10/1984 vs PIT            |
|      |                         |        | 7    | 6/20/2017 vs STL            |
| 4    | 9/17/1989 vs STL (gm 1) | 12th   | 7    | 5/8/1949 vs CIN (gm 1)      |
| 4    | 5/15/2009 at WSH        |        |      |                             |
| 5    | 6/16/2014 at ATL        | 13th   | 3    | 5/15/1946 vs CHI            |
|      |                         |        | 3    | 6/12/2009 vs BOS            |
| 5    | 8/19/1916 at CIN        | 14th   | 5    | 5/9/1970 vs LAD             |
| 3    | 7/21/1956 at MIL        | 15th   | 5    | 8/26/1919 vs CIN (gm 2)     |
| 3    | 6/28/1961 vs SF         |        |      |                             |
| 3    | 8/11/1980 at CHI        |        |      |                             |
| 3    | 9/29/1980 vs CHI        |        |      |                             |
| 3    | 7/24/2018 vs LAD        | 16th   | 2    | 8/24/2010 vs HOU            |
| 3    | 6/27/2003 at BAL        | 17th   | 5    | 9/13/1974 vs STL            |
| 2    | 9/15/1950 vs CIN (gm 2) | 18th   | 5    | 8/24/13 vs ARI              |
| 3    | 4/30/1919 vs BKN        | 19th   | 3    | 4/30/1919 vs BKN            |
| 2    | 7/7/1993 vs LAD         | 20th   |      |                             |

# INDIVIDUAL BATTING RECORDS

Since 1900; 9 innings, unless indicated (“Fewest” records do not include shortened seasons)

KEY: (ML) Major League record; (MLT) Major League record tied; (NL) National League record; (NLT) National League record tied

## MOST YEARS

**Career**—18, Mike Schmidt

## MOST GAMES

**Season**—163, Pete Rose, 1979

**Rookie**—162, Dick Allen, 1964 (NLT)

**Career**—2,404, Mike Schmidt

**Consecutive**—730, Richie Ashburn, 6/7/50-ended with 1955 opener; 533, Fred Luderus, 6/2/1916-ended with 1920 opener

## MOST AT-BATS

**Inning**—Unknown

**Game**—7, Russ Wrightstone, 8/25/1922 vs CHI; Rick Schu, 6/11/1985 vs NYM; Juan Samuel, 6/11/1985 vs NYM; Jimmy Rollins, 7/15/2006 at SF; Shane Victorino, 7/17/2007 at LAD and 6/13/2008 at STL (MLT)

**Extra-inning game**—10, Del Ennis, 9/15/1950 vs CIN (gm 2) (19 inn.); Dave Bancroft, 4/30/1919 vs BKN (20 inn.)

**Season**—716, Jimmy Rollins, 2007 (ML)

**Rookie**—701, Juan Samuel, 1984 (ML)

**Career**—8,628, Jimmy Rollins

**No hits, pitcher, season**—31, Don Carman, 1986; 30, Rick Wise, 1966

## MOST RUNS SCORED

**Inning**—2, held by many; last: Andrew McCutchen and Bryce Harper, 4/16/2019 vs NYM, 1st (NLT)

**Game**—5, John Titus, 6/4/1912 vs PIT; Denny Sothorn, 6/6/1930 vs CIN; Lou Chiozza, 4/19/1935 vs NYG; Don Demeter, 9/12/1961 at LAD; John Kruk, 8/10/1989 at CHI; Mariano Duncan, 5/3/1992 at SF; Jimmy Rollins, 8/2/2006 at STL; Shane Victorino, 7/6/2009 vs CIN

**Season**—158, Chuck Klein, 1930 (NL)

**Rookie**—125, Dick Allen, 1964

**Career**—1,506, Mike Schmidt

**Consecutive game streak**—15, Lenny Dykstra, 1993

## MOST HITS

**Inning**—2, held by many; last: Matt Vierling, 8/31/2021 at WSH, 6th (NLT)

**Game**—6, Connie Ryan, 4/16/1953 at PIT (4 1B, 2 2B)

**First game**—4, Edwin Freed, 9/11/1942 vs CIN (1B, 2 2B, 3B) (MLT)

**Season**—254, Lefty O'Doul, 1929 (LH) (NLT); 213, Dave Cash, 1975 (RH)

**Rookie**—201, Dick Allen, 1964

**Career**—2,306, Jimmy Rollins

**Consecutive hits**—9, Dick Sisler, 1950; Eddie Waitkus, 1950; Dave Philley, 1958-59; Jayson Werth, 2007

**Consecutive pinch-hits**—9, Dave Philley, 1958-59 (NL)

**Consecutive game hit streak**—38, Jimmy Rollins, 2005-06

**Consecutive game hit streak, single season**—36, Jimmy Rollins, 2005

**Consecutive game hit streak, rookie**—23, Goldie Rapp, 1921; Richie Ashburn, 1948

## MOST SINGLES

**Inning**—2, held by many; last: Matt Vierling, 8/31/2021 at WSH, 6th (MLT)

**Game**—5, held by many; last: Juan Pierre, 9/20/2012 at NYM

**Season**—181, Lefty O'Doul, 1929 & Richie Ashburn, 1951 (LH); 167, Dave Cash, 1974 (RH)

**Rookie**—134, Fresco Thompson, 1927 (RH); 131, Richie Ashburn, 1948 (LH)

**Career**—1,811, Richie Ashburn

## MOST DOUBLES

**Inning**—2, Rick Schu, 10/3/1985, 3rd, at MTL; J.T. Realmuto, 4/16/2019 vs NYM, 1st (MLT)

**Game**—4, Gavvy Cravath, 8/8/1915 at CIN and 6/23/1919 vs BOS; Denny Sothorn, 6/6/1930 vs CIN; Dick Bartell (consecutive), 4/25/1933 vs BOS; Willie Jones (consecutive), 4/20/1949 at BOS (MLT)

**Season**—59, Chuck Klein, 1930 (LH); 48, Dick Bartell, 1932 (RH)

**Rookie**—39, Kiddo Davis, 1932

**Career**—479, Jimmy Rollins

## MOST TRIPLES

**Inning**—1, held by many

**Game**—3, Harry Wolverton, 7/13/1900 at PIT (MLT)

**Season**—20, Jimmy Rollins, 2007

**Rookie**—19, Juan Samuel, 1984

**Career**—127, Sherry Magee

## MOST HOME RUNS

**Inning**—2, Andy Seminick, 6/2/1949 vs CIN, 8th; Von Hayes, 6/11/1985 vs NYM, 1st (MLT)

**Game**—3, 22 times, last: Brad Miller, 7/8/2021 at CHI

**Extra-inning game**—4, Chuck Klein, 7/10/1936 at PIT (10 inn.); Mike Schmidt, 4/17/1976 at CHI (10 inn.) (consecutive) (MLT)

**Game, pitcher**—2, Jack Knight, 6/24/1926 at NYG (gm 1); Phil Collins, 7/22/1930 vs PIT; Rick Wise, 6/23/1971 at CIN and 8/28/1971 vs SF; Larry Christenson, 9/5/1976 vs NYM; Randy Lerch, 9/30/1978 at PIT; Robert Person, 6/2/2002 vs MTL; Randy Wolf, 8/11/2004 vs COL

**Consecutive games**—5, Dick Allen, 1969; Mike Schmidt, 1979; Bobby Abreu, 2005; Chase Utley, 2008 (twice); Rhys Hoskins, 2017; Odúbel Herrera, 2018

**Consecutive games, pitcher**—4, Ken Brett, 6/9-13-18-23/1973 (ML)

**3 consecutive games**—6, Mike Schmidt, 4/17-18-20/1976

**4 consecutive games**—7, Mike Schmidt, 4/17-18-20-21/1976

**5 consecutive games**—7, Mike Schmidt, 7/6-7-8-9-10/1979

**First ML at-bat**—Emmett Mueller, 4/19/1938 vs BKN; Eddie Sanicki, 9/14/1949 at PIT; Ricky Jordan, 7/17/1988 vs HOU; Marlon Anderson, 9/8/1998 vs NYM

**Season**—58, Ryan Howard, 2006 (LH); 48, Mike Schmidt, 1980 (RH)

**Rookie**—30, Willie Montanez, 1971 (LH); 29, Dick Allen, 1964 (RH)

**Career**—548, Mike Schmidt

**At home, season**—29, Chuck Klein, 1932; Ryan Howard, 2006

**On road, season**—29, Mike Schmidt, 1979; Ryan Howard, 2006

**At home, career**—265, Mike Schmidt

**On road, career**—283, Mike Schmidt

**Grand slams, game**—1, held by many; last: Bryce Harper, 6/5/2022 vs LAA

**Grand slams, extra-inning game**—11 players; last: Brad Miller, 7/29/2021 vs WSH (gm 2, 8th inn.), 11-8 W

**Grand slams, pitcher, game**—1, 11 times, last: Robert Person, 6/2/2002 vs MTL (Chen)

**Grand slams, season**—4, Vince DiMaggio, 1945

**Grand slams, career**—15, Ryan Howard

**Multi-HR games, season**—8, Kyle Schwarber, 2022 (LH))

**Home runs in consecutive at-bats**—4, Deron Johnson, 7/10 (1) & 7/11/1971 (3) vs MTL; Mike Schmidt, 4/17/1976 at CHI (10 inn.); Mike Schmidt, 7/6 (1) & 7/7/1979 (3) vs SF; Benito Santiago, 9/14 (1) & 9/15/1996 (3) at CHI (MLT)

# INDIVIDUAL BATTING RECORDS

**Home runs, 1st two batters, game**—Juan Samuel & Von Hayes, 7/29/1984 vs MTL (Gullickson); Gary Redus & Juan Samuel, 7/7/1986 vs ATL (Palmer); Lenny Dykstra & Mickey Morandini, 4/16/1996 at MTL (Paniagua); Jimmy Rollins & Placido Polanco, 9/9/2004 at ATL (Ortiz); Jimmy Rollins & Wil Nieves, 5/18/2014 vs CIN

**Home runs from both sides of the plate, game**—Steve Jeltz, 6/8/1989 vs PIT; Tomas Perez, 7/24/2001 vs MTL; Jimmy Rollins, 8/12/2006 vs CIN & 7/20/2011 at CHI; Freddy Galvis, 6/4/2017 vs SF

**Winning 1-0, extra-inning game**—1, held by two: Ron Northey, 6/22/1944 at BOS, 1st game, 15th & Juan Samuel, 8/20/1986 at SF, 10th

## MOST EXTRA-BASE HITS

**Inning**—2, held by many; last: J.T. Realmuto, 4/16/2019 vs NYM, 1st (2B, 2B) (MLT)

**Game**—4, held by several; last: Ryan Howard, 6/18/2010 vs MIN (2B, 3B, 2 HR)

**Season**—107, Chuck Klein, 1930 (LH) (NLT); 88, Jimmy Rollins, 2007 (SW); 81, Mike Schmidt, 1980 (RH)

## MOST TOTAL BASES

**Inning**—8, Andy Seminick, 6/2/1949, 8th, vs CIN; Von Hayes, 6/11/1985, 1st, vs NYM (MLT)

**Game**—13, John Moore, 7/22/1936; Don Demeter, 9/12/1961; Johnny Callison, 6/6/1965 at CHI (gm 2); Mike Lieberthal, 8/10/2002 at LA; Ryan Howard, 9/3/2006 vs ATL (gm 1) and 6/18/2010 vs MIN

**Extra-inning game**—17, Mike Schmidt, 4/17/1976 at CHI (10 inn.)

**Season**—445, Chuck Klein, 1930 (LH); 380, Jimmy Rollins, 2007 (SW); 352, Dick Allen, 1964 (RH)

**Rookie**—352, Dick Allen, 1964

**Career**—4,404, Mike Schmidt

## MOST RUNS BATTED IN

**Inning**—5, Von Hayes, 6/11/1985 vs NYM, 1st; Bobby Abreu, 7/24/2003 at CHI, 6th; Chase Utley, 9/2/2010 at COL, 7th

**Two consecutive innings**—7, Del Ennis, 7/27/1950 vs CHI, 7th/8th; Jayson Werth, 5/16/2008 vs TOR, 2nd/3rd

**Game**—8, Kitty Bransfield, 7/11/1910 at PIT; Gandy Cravath, 8/8/1915 at CIN; Willie Jones, 8/20/1958 at STL; Mike Schmidt, 4/17/1976 at CHI (10 inn.); Jayson Werth, 5/16/2008 vs TOR

**Consecutive RBI games**—10, Pinky Whitney, 1931; Bobby Abreu, 2005

**Series, any length**—13, done 3 times; last: Carlos Santana, 5/7-10/2018 vs SF

**Season**—170, Chuck Klein, 1930 (LH); 130, Greg Luzinski, 1977 (RH)

**Rookie**—103, Pinky Whitney, 1928

**Career**—1,595, Mike Schmidt

## MOST SACRIFICE HITS

**Game**—3, done 15 times; last: Cliff Lee, 5/11/2013 at ARI

**Season**—43, Kid Gleason, 1905 (RH) (NL)

## MOST SACRIFICE FLIES

**Game**—2, held by several; last: Matt Vierling, 7/2/2022 vs STL

**Season**—13, Willie Montanez, 1971 (LH); Mike Schmidt, 1980 (RH)

**Rookie**—13, Willie Montanez, 1971 (MLT)

**Career**—108, Mike Schmidt

## MOST WALKS

**Inning**—2, held by many; last: Andrew McCutchen, 7/10/2021 at BOS, 8th (MLT)

**Game**—5, Dick Allen, 8/16/1968 vs SF; Von Hayes, 6/6/1990 at STL; Ryan Howard, 7/30/2006 vs FLA (gm 1) (NLT)

**Extra-inning game**—5, Andy Seminick, 9/30/1951 vs BKN (14 inn.); Richie Ashburn, 7/16/1954 at CIN (gm 1) (10 inn.)

**Doubleheader**—6, Clay Dalrymple, 7/4/1967 vs HOU (19 inn.) (NLT)

**Season**—129, Lenny Dykstra, 1993 (LH); 128, Mike Schmidt, 1983 (RH); 110, Carlos Santana, 2018 (SW)

**Rookie**—84, Ed Bouchee, 1957

**Career**—1,507, Mike Schmidt

## MOST INTENTIONAL WALKS (since 1955)

**Inning**—1, held by many

**Game**—3, done 9 times; last: Bryce Harper, 9/23/2020 at WSH

**Season**—37, Ryan Howard, 2006

**Rookie**—14, Willie Montanez, 1971 (NL)

**Career**—201, Mike Schmidt

## MOST HIT BY PITCH

**Inning**—1, held by many

**Game**—3, Chase Utley, 4/8/2008 at NYM

**Season**—27, Chase Utley, 2008 (LH)

## MOST STRIKEOUTS

**Inning**—2, held by many; last: Rhys Hoskins, 5/7/2021 at ATL (1st)

**Game**—5, Dick Allen, 6/28/1964 at STL (gm 1); Larry Hise, 5/28/1970 at MTL; Scott Rolen, 8/23/1999 vs SD; Bryson Stott, 4/16/2022 at MIA (MLT); Darren Daulton, 4/16/1991 at CHI (13 inn.); Jim Thome, 7/2/2004 vs BAL (16 inn.); Pat Burrell, 9/16/2008 at ATL; Ryan Howard, 8/24/2010 vs HOU (16 inn.); Roman Quinn, 9/24/2016 at NYM; Odúbel Herrera, 5/25/2017 vs COL (11 inn.)

**Consecutive**—9, Wayne Twitchell, 1973 (pitcher)

**Season**—200, Kyle Schwarber, 2022 (LH); 185, Marlon Byrd, 2014 (RH)

**Rookie**—168, Juan Samuel, 1984

**Fewest, season**—8, Emil Verban, 1947

**Career**—1,883, Mike Schmidt

## MOST STOLEN BASES

**Inning**—Unknown

**Game**—4, Sherry Magee, 7/12/1906 at STL and 8/31/1906 vs NYG; Gary Maddox, 5/29/1978 vs PIT; Jayson Werth, 5/12/2009 vs LAD

**Consecutive, single season**—35, Jimmy Rollins, 2001

**Consecutive, multi-season**—39, Jimmy Rollins, 2007-08

**2nd, 3rd, home, inning**—Sherry Magee, 7/12/1906 at STL, 9th; Pete Rose, 5/11/1980 at CIN, 7th; Jayson Werth, 5/12/2009 vs LAD, 7th

**Steal of home, game**—2, Sherry Magee, 7/20/1912 at CHI (MLT)

**Season**—72, Juan Samuel, 1984

**Rookie**—72, Juan Samuel, 1984

**Career**—453, Jimmy Rollins

## HIGHEST BATTING AVERAGE

**Season**—.398, Lefty O'Doul, 1929

**Rookie**—.333, Richie Ashburn, 1948

**Career**—.326, Chuck Klein

## HIGHEST SLUGGING PERCENTAGE

**Season**—.687, Chuck Klein, 1930

**Rookie**—.557, Dick Allen, 1964

**Career**—.553, Chuck Klein (LH); .530, Dick Allen (RH)

## MOST GROUNDED INTO DOUBLE PLAYS (since 1933)

**Game**—3, done 7 times; last: Rhys Hoskins, 8/12/2020 vs BAL

**Season**—25, Del Ennis, 1950; Ted Sizemore, 1977

**Fewest, season**—1, Richie Ashburn, 1948;

David Dellucci, 2006

## TEAM BATTING RECORDS

Since 1900; 9 innings, unless indicated (“Fewest” records do not include shortened seasons)

KEY: (ML) Major League record; (MLT) Major League record tied; (NL) National League record; (NLT) National League record tied

### MOST GAMES

**Season**—163, 1979; 1983; 1989

### PLAYERS

**Most, season**—56, 2019; 2022

**Fewest, season**—23, 1915

### MOST AT-BATS

**Plate appearances, inning**—Unknown

**Plate appearances, game**—66, 8/25/1922 vs CHI (MLT); 77, vs CIN, 5/25/2011 (19 inn.)

**Game**—69, 7/7/1993 vs LA (20 inn.); 53, 8/25/1922 vs CHI

**Season**—5,688 in 2007 (162 games); 5,667 in 1930 (156 games) (ML record for less than 162 games)

### MOST RUNS

**Inning**—13, 4/13/2003 at CIN, 4th

**Inning, opponent**—14, 8/25/1922 at CHI, 4th

**Consecutive scoreless innings**—42.0, 5/18-25/1983

**Game**—26, 6/11/1985 vs NYM; W 26-7

**Game, opponent**—28, STL at PHI 6, 7/6/1929 (gm 2) (NL)

**Opening game**—19, 4/19/1900 vs BOS (10 inn.); W 19-17 (NL)

**Shutout game**—PHI 18, PIT 0, 7/11/1910; PHI 18, CIN 0, 8/10/1930; PHI 18, CIN 0, 7/14/1934

**Shutout game, opponent**—NYM 17, PHI 0, 9/25/2016

**Most players scoring run, game**—13, at CHI, 8/25/1922

**Season**—944 in 1930 (156 games)

**Fewest, season**—394 in 1942 (151 games)

### MOST HITS

**Inning**—Unknown

**Game**—27, 6/11/1985 vs NYM

**Game, opponent**—30, 9/2/1925 vs NYG (gm 2)

**Consecutive, start of game, none out**—8, 8/5/1975 vs CHI (MLT)

**Season**—1,783 in 1930 (156 games) (ML)

**Fewest, season**—1,113 in 1907 (149 games)

### MOST SINGLES

**Inning**—Unknown

**Game**—21, 7/25/1900 vs CIN

**Season**—1,268 in 1930 (156 games)

### MOST DOUBLES

**Inning**—Unknown

**Game**—11, vs CHI, 6/23/1986 (since 1917)

**Season**—345 in 1930 (156 games)

### MOST TRIPLES

**Inning**—Unknown

**Game**—5, 8/2/1986 vs CHI (since 1917)

**Season**—82 in 1900 (141 games) and 1905 (155 games)

### MOST HOME RUNS

**Inning**—5, 6/2/1949 vs CIN, 8th; Andy Seminick 2, Willie

Jones, Schoolboy Rowe, Del Ennis (MLT)

—4, 8/17/1985 at CHI, 7th; Juan Samuel, Glenn Wilson,

Mike Schmidt (Von Hayes strikes out), Darren Daulton

**Game**—7, 9/8/1998 vs NYM, 7/26/2018 at CIN and 6/1/2021 at CIN

**Game, opponent**—9, 9/4/1999 vs CIN

**Most consecutive games, one home run**—18 in 2008

**Most consecutive games, no home runs**—30 in 1918

**Season, total**—224 in 2009 (162 games)

**Season, home**—123 in 2019

**Grand slams, inning**—1, many times

**Grand slams, game**—2, 4/28/1921 vs BOS (Ralph Miller, Lee Meadows); 8/18/1997 vs SF (Billy McMillon, Mike Lieberthal); 9/9/2003 at ATL (Tomas Perez, Jason Michaels) (MLT); 4/27/2009 vs WSH (Ryan Howard and Raúl Ibañez); 4/7/2018 vs MIA (Maikel Franco and Aaron Altherr)

**Grand slams, season**—11 in 2009

### MOST EXTRA-BASE HITS

**Inning**—7, 6/2/1949 vs CIN, 8th inn.; 7/6/1986 vs CIN, 3rd inn. (MLT)

**Game**—15, 6/23/1986 vs CHI (NLT)

**Game, opponent**—15, 8/24/2015 vs NYM

### MOST TOTAL BASES

**Inning**—26, 6/2/1949 vs CIN, 8th (5 HR, 1 3B, 1 2B, 1 1B)

**Game**—46, 7/17/2007 at LAD

**Game, extra innings**—48, 5/17/1979 at CHI (10 inn.)

**Game, opponent**—51, 8/24/2015 vs NYM

**Season**—2,605 in 2007 (162 games); 2,594 in 1930 (156 games)

### MOST RUNS BATTED IN

**Inning**—Unknown

**Game**—25, 6/11/1985 vs NYM

**Season**—884 in 1930 (156 games)

### MOST SACRIFICE HITS

**Inning**—3, 9/23/1967 vs LA, 7th (MLT)

**Game**—6, done 4 times; last: 8/19/1922 at STL

**Season**—277 in 1909

### MOST SACRIFICE FLIES

**Inning**—2, many times; last: 6/27/2017 at SEA, 5th

**Game**—3, many times; last: 7/19/2017 at MIA

**Season**—74 in 1977 (162 games)

### MOST WALKS

**Inning**—Unknown

**Game**—14, 7/6/1918 at CIN

**Game, extra innings**—18, 7/2/2004 vs BAL (16 inn.) (NL)

**Season**—665 in 1993 (162 games); 652 in 1955 (154 games)

### MOST INTENTIONAL WALKS

**Inning**—Unknown

**Game**—5, done 5 times; last: 6/2/1988 vs STL

**Season**—101 in 1967

### MOST LEFT ON BASE

**Inning**—3, many times

**Game**—20, 9/4/1922 vs BKN and 8/14/1990 vs SF

**Doubleheader**—29, 5/15/1955 vs MIL (NLT)

**Game, no runs scored**—14, 9/22/1971 vs MTL

**Season**—1,295 in 2007

**Fewest, season**—991 in 1920 (153 games)

### MOST HIT BY PITCH

**Inning**—3, 5/15/1960 vs CIN (gm 1), 8th; 8/31/2007 at FLA, 2nd (MLT)

**Game**—4, 9/14/1904 at BKN; 5/15/1960 at CIN (gm 1); 9/21/2016 vs CWS

**Season**—95 in 2006 (162 games)

**Fewest, season**—9 in 1939 (152 games) (NLT)

## TEAM BATTING RECORDS

### MOST STRIKEOUTS

**Inning**—4, Wes Covington, Tony Gonzalez, Dick Stuart, Clay Dalrymple, 4/17/1965, 2nd, vs LAD's Don Drysdale; Greg Dobbs, Jimmy Rollins, Shane Victorino, Ryan Howard, 6/21/2008, 8th, vs LAA's Scot Shields (MLT)

**Game**—19, 10/6/1991 vs NYM (David Cone); 20, 8/24/2013 vs ARI (18 inn.)

**Season**—1,520 in 2018 (162 games)

**Fewest, season**—452, in 1924 (152 games)

### MOST STOLEN BASES

**Inning**—8, 7/7/1919 vs NYG (gm 1), 9th (MLT)

**Game**—11, 7/12/1906 at STL

**Season**—205 in 1900

### MOST GROUNDED INTO DOUBLE PLAYS

**Game**—6, 5/17/2003 at HOU

**Season**—144 in 1950 (157 games)

**Fewest, season**—90, in 2009 (162 games)

### HIGHEST BATTING AVERAGE

**Season**—.315 in 1930 (156 games)

### LOWEST BATTING AVERAGE

**Season**—.232 in 1942 (151 games)

### HIGHEST SLUGGING PERCENTAGE

**Season**—.467 in 1929 (154 games)

### LOWEST SLUGGING PERCENTAGE

**Season**—.305 in 1907 (149 games)

### HIGHEST ON-BASE PERCENTAGE

**Season**—.376 in 1929

### LOWEST ON-BASE PERCENTAGE

**Season**—.289 in 1942

## PINCH-HITTING RECORDS

KEY: (ML) Major League record; (MLT) Major League record tied; (NL) National League record; (NLT) National League record tied

### INDIVIDUAL RECORDS

#### MOST AT-BATS

**Season**—74, Ross Gload, 2011

**Rookie**—61, Jeff Grotewold, 1992

**Career**—461, Greg Gross

#### MOST HITS

**Season**—22, Greg Dobbs, 2008

**Consecutive, season**—8, Dave Philley, 9/9-28/1958 (MLT)

**Consecutive**—9, Dave Philley, 9/9-28/1958, 4/16/1959 (ML)

**Rookie**—16, Mike Rogodzinski, 1973

**Career**—117, Greg Gross

#### MOST DOUBLES

**3 consecutive games**—3, Doug Clemens, 6/5-6-7/1967 (NLT)

#### MOST HOME RUNS

**Season**—5, Gene Freese, 1959; Matt Stairs, 2009

**Consecutive, season**—3, Del Unser, 6/30; 7/5; 7/10 in 1979 (MLT)

**Rookie**—3, Len Matuszek, 1984; Dave Hollins, 1990; Jeff Grotewold, 1992

**Career**—9, Cy Williams

**Grand slams, game**—1, held by 22 players, last: Andrew McCutchen, 6/23/2021 vs WSH (McGowin)

**Grand slams, season**—2, Davey Johnson, 4/30/1978 and 6/3/1978 (MLT)

**Grand slam, pitcher**—Schoolboy Rowe, 5/2/1943 (MLT)

#### MOST RUNS BATTED IN

**Season**—18, Greg Dobbs, 2007 (since 1950)

#### MOST WALKS

**Season**—16, Harry McCurdy, 1933; Matt Stairs, 2009

**Career**—82, Greg Gross

### TEAM RECORDS

#### MOST PINCH-HITTERS USED

**Inning**—5, 4/30/1961 vs STL, 8th

**Game**—8, 10/1/1991 vs CHI (13-inn. game); (PHI had 6 on 10/1/1999 vs MTL and 9/11/2018 vs WSH (gm 1) – 9.0 innings)

**Season**—27 in 1996

#### MOST PINCH AT-BATS

**Game**—Unknown

**Season**—290, in 1984 (since 1950)

#### MOST PINCH HITS

**Inning**—4, 9/12/1974 vs PIT, 8th (MLT)

**Game**—Unknown

**Season**—70, in 1984 (since 1950)

#### MOST PINCH HOME RUNS

**Inning**—1, many times; last: Jean Segura, 8/21/2022 vs NYM, 8th

**Game**—2, 6/2/1928 vs STL; 8/13/1958 vs PIT; 9/4/2019 at CIN (MLT)

**Season**—11 in 1958

#### MOST PINCH RBI

**Game**—Unknown

**Season**—64 in 1958 (since 1950)

#### MOST PINCH WALKS

**Inning**—3, 7/18/1997 vs PIT, 6th (MLT)

**Season**—Unknown (since 1991 - 37 in 2000)

#### MOST PINCH STRIKEOUTS

**Inning**—3, 7/6/1970 vs PIT, 9th; 7/1/1997 at BAL, 9th (MLT)

**Game**—4, 9/16/1960 vs MIL; 9/7/1989 vs CHI; 9/10/2011 at MIL

#### HIGHEST PINCH-HITTING AVERAGE

**Season**—.308 in 1958 (since 1950)

#### LOWEST PINCH-HITTING AVERAGE

**Season**—.157 in 2016 (since 1950)



## HITTING STREAKS

|    |                               |    |                           |
|----|-------------------------------|----|---------------------------|
| 38 | Jimmy Rollins, 2005-06 (SW) # | 20 | Pancho Herrera, 1960 ^ +  |
| 36 | Jimmy Rollins, 2005 (SW) *    | 20 | Garry Maddox, 1978        |
| 35 | Chase Utley, 2006 (LH) *      | 19 | Gavvy Cravath, 1917 *     |
| 31 | Ed Delahanty, 1899 *          | 19 | Pinky Whitney, 1928       |
| 27 | Billy Hamilton, 1894 (LH)     | 19 | Mickey Haslin, 1935       |
| 26 | Chuck Klein, 1930 (LH) *      | 19 | Del Ennis, 1947           |
| 26 | Chuck Klein, 1930 (LH) *      | 19 | John Kruk, 1989 (LH)      |
| 25 | Chuck Klein, 1929 (LH)        | 19 | Chase Utley, 2007 (LH)    |
| 24 | Willie Montanez, 1974 (LH) *  | 18 | Gene Paulette, 1920       |
| 23 | Goldie Rapp, 1921 (SW) ^ +    | 18 | Irish Meusel, 1921        |
| 23 | Johnny Moore, 1934 (LH)       | 18 | Pinky Whitney, 1931       |
| 23 | Richie Ashburn, 1948 (LH) ^ + | 18 | Richie Ashburn, 1955 (LH) |
| 23 | Willie Jones, 1949-50 #       | 18 | Willie Jones, 1956        |
| 23 | Pete Rose, 1979 (SW) *        | 18 | Larry Bowa, 1970 (SW) +   |
| 23 | Lonnie Smith, 1981 ^ +        | 18 | Larry Bowa, 1981 (SW)     |
| 23 | Lenny Dykstra, 1990 (LH) *    | 18 | Ricky Jordan, 1988 +      |
| 22 | Chuck Klein, 1931 (LH) *      | 18 | Mariano Duncan, 1993      |
| 22 | Chick Fullis, 1933            | 18 | Doug Glanville, 1998      |
| 21 | Irish Meusel, 1920            | 18 | Raúl Ibañez, 2010 (LH)    |
| 21 | Cotton Tierney, 1923          | 17 | Pinky Whitney, 1930       |
| 21 | Danny Litwhiler, 1940 ^ +     | 17 | Chuck Klein, 1931 (LH)    |
| 21 | Pete Rose, 1982 (SW)          | 17 | Richie Ashburn, 1950 (LH) |
| 21 | Odúbel Herrera, 2017 (LH) *   | 17 | Mel Clark, 1952 +         |
| 20 | Gene Paulette, 1920           | 17 | Del Ennis, 1955           |
| 20 | Nelson Hawks, 1925 (LH)       | 17 | Tony Gonzalez, 1962 (LH)  |
| 20 | Fresco Thompson, 1929         | 17 | Mike Schmidt, 1979        |
| 20 | Chuck Klein, 1932 (LH)        | 17 | Pete Rose, 1981 (SW)      |
| 20 | Ethan Allen, 1935             | 17 | Juan Samuel, 1988         |
| 20 | Richie Ashburn, 1951 (LH)     | 17 | Bobby Abreu, 2002 (LH)    |

\* Led league

^ Tied for league lead

+ Rookie

# Over two seasons

### TOP 20 HITTING PHILLIES PITCHERS

(Minimum 40 AB)

| Pitcher        | Year | Avg  | H-AB   |
|----------------|------|------|--------|
| Lefty Weinert  | 1923 | .322 | 19-59  |
| Oscar Judd     | 1946 | .316 | 25-79  |
| Lee Meadows    | 1922 | .314 | 27-86  |
| Al Orth        | 1900 | .310 | 40-129 |
| Dennis Cook    | 1990 | .310 | 13-42  |
| Harvey Haddix  | 1957 | .309 | 21-68  |
| Schoolboy Rowe | 1943 | .300 | 36-120 |
| Les Sweetland  | 1929 | .292 | 26-89  |
| Steve Carlton  | 1978 | .291 | 25-86  |
| Jack Scott     | 1927 | .289 | 33-114 |
| Brad Hogg      | 1919 | .283 | 17-60  |
| Dick Ruthven   | 1978 | .283 | 15-53  |
| Claude Passeau | 1936 | .282 | 22-78  |
| Al Orth        | 1901 | .281 | 36-128 |
| Les Sweetland  | 1930 | .281 | 36-128 |
| Chief Bender   | 1916 | .279 | 12-43  |
| Schoolboy Rowe | 1947 | .278 | 22-79  |
| Herm Wehmeier  | 1955 | .278 | 20-72  |
| Bucky Walters  | 1937 | .277 | 38-137 |
| Hal Carlson    | 1924 | .276 | 21-76  |
| Doc White      | 1901 | .276 | 27-98  |

## PITCHING



# PHILLIES CAREER PITCHING TOP 10

## GAMES

|              |     |
|--------------|-----|
| Roberts      | 529 |
| Carlton (LH) | 499 |
| Madson       | 491 |
| McGraw (LH)  | 463 |
| Short (LH)   | 459 |
| Reed         | 458 |
| Neris        | 405 |
| Cormier (LH) | 363 |
| Farrell      | 359 |
| Alexander    | 338 |

## GAMES STARTED

|              |            |
|--------------|------------|
| Carlton (LH) | 499        |
| Roberts      | 472        |
| Short (LH)   | 301        |
| Hamels (LH)  | 294        |
| Alexander    | 280        |
| Simmons (LH) | 263        |
| Schilling    | 226        |
| Christenson  | 220        |
| Bunning      | 208        |
| <b>NOLA</b>  | <b>203</b> |

## COMPLETE GAMES

|              |     |
|--------------|-----|
| Roberts      | 272 |
| Alexander    | 219 |
| Carlton (LH) | 185 |
| Ferguson     | 165 |
| Duggleby     | 156 |
| Sparks       | 150 |
| Taylor       | 150 |
| Orth         | 149 |
| Carsey       | 141 |
| Fraser       | 133 |

## SHUTOUTS

|              |    |
|--------------|----|
| Alexander    | 61 |
| Carlton (LH) | 39 |
| Roberts      | 35 |
| Short (LH)   | 24 |
| Bunning      | 23 |
| Sparks       | 18 |
| Simmons (LH) | 18 |
| McQuillan    | 17 |
| Moore        | 17 |
| Duggleby     | 16 |

## ERA

(min. 1,000 IP, since 1912)

|              |             |
|--------------|-------------|
| Alexander    | 2.12        |
| Mayer        | 2.81        |
| Rixey (LH)   | 2.83        |
| Bunning      | 2.93        |
| Carlton (LH) | 3.09        |
| Hamels (LH)  | 3.30        |
| Schilling    | 3.35        |
| Short (LH)   | 3.38        |
| Roberts      | 3.46        |
| Wise         | 3.60        |
| <b>NOLA</b>  | <b>3.60</b> |

## WINS

|              |     |
|--------------|-----|
| Carlton (LH) | 241 |
| Roberts      | 234 |
| Alexander    | 190 |
| Short (LH)   | 132 |
| Simmons (LH) | 115 |
| Hamels (LH)  | 114 |
| Schilling    | 101 |
| Ferguson     | 99  |
| Orth         | 98  |
| Carsey       | 95  |
| Sparks       | 95  |
| Taylor       | 95  |

## LOSSES

|              |     |
|--------------|-----|
| Roberts      | 199 |
| Carlton (LH) | 161 |
| Short (LH)   | 127 |
| Simmons (LH) | 110 |
| Rixey (LH)   | 103 |
| Duggleby     | 99  |
| Ring         | 98  |
| Sparks       | 95  |
| Alexander    | 91  |
| Hamels (LH)  | 90  |

## SAVES

(since 1969)

|               |     |
|---------------|-----|
| Papelbon      | 123 |
| Mesa          | 112 |
| Bedrosian     | 103 |
| Williams (LH) | 102 |
| Lidge         | 100 |
| McGraw (LH)   | 94  |
| Reed          | 90  |
| Neris         | 84  |
| Bottalico     | 78  |
| Wagner (LH)   | 59  |

## INNINGS PITCHED

|              |         |
|--------------|---------|
| Roberts      | 3,739.1 |
| Carlton (LH) | 3,697.1 |
| Alexander    | 2,513.2 |
| Short (LH)   | 2,253.0 |
| Simmons (LH) | 1,939.2 |
| Hamels (LH)  | 1,930.0 |
| Sparks       | 1,698.0 |
| Duggleby     | 1,684.0 |
| Schilling    | 1,659.1 |
| Rixey (LH)   | 1,604.0 |

## WINNING PCT

(min. 150 decisions)

|              |      |
|--------------|------|
| Alexander    | .676 |
| Ferguson     | .607 |
| Carlton (LH) | .600 |
| Orth         | .594 |
| Carsey       | .579 |
| Taylor       | .576 |
| Schilling    | .564 |
| Hamels (LH)  | .559 |
| Bunning      | .549 |
| Roberts      | .540 |

## HITS ALLOWED

|              |       |
|--------------|-------|
| Roberts      | 3,661 |
| Carlton (LH) | 3,224 |
| Alexander    | 2,141 |
| Short (LH)   | 2,129 |
| Simmons (LH) | 1,865 |
| Carsey       | 1,812 |
| Taylor       | 1,800 |
| Duggleby     | 1,791 |
| Hamels (LH)  | 1,717 |
| Orth         | 1,687 |

## RUNS ALLOWED

|              |       |
|--------------|-------|
| Roberts      | 1,591 |
| Carlton (LH) | 1,454 |
| Carsey       | 1,082 |
| Taylor       | 1,052 |
| Short (LH)   | 949   |
| Simmons (LH) | 919   |
| Ring         | 896   |
| Duggleby     | 825   |
| Orth         | 816   |
| Alexander    | 812   |

## EARNED RUNS ALLOWED

(since 1912)

|              |       |
|--------------|-------|
| Roberts      | 1,437 |
| Carlton (LH) | 1,270 |
| Short (LH)   | 845   |
| Simmons (LH) | 789   |
| Carsey       | 771   |
| Ring         | 730   |
| Taylor       | 726   |
| Hamels (LH)  | 707   |
| P. Collins   | 642   |
| Schilling    | 617   |

## STRIKEOUTS

|              |              |
|--------------|--------------|
| Carlton (LH) | 3,031        |
| Roberts      | 1,871        |
| Hamels (LH)  | 1,844        |
| Short (LH)   | 1,585        |
| Schilling    | 1,554        |
| Alexander    | 1,409        |
| <b>NOLA</b>  | <b>1,380</b> |
| Bunning      | 1,197        |
| Simmons (LH) | 1,052        |
| Myers        | 986          |

## WALKS

|              |       |
|--------------|-------|
| Carlton (LH) | 1,252 |
| Short (LH)   | 762   |
| Roberts      | 718   |
| Simmons (LH) | 718   |
| Ring         | 636   |
| Alexander    | 561   |
| Carsey       | 536   |
| E. Moore     | 518   |
| Hamels (LH)  | 492   |
| Gleason      | 482   |

## GAMES FINISHED

|             |     |
|-------------|-----|
| McGraw (LH) | 313 |
| Reed        | 255 |
| Farrell     | 244 |
| Baldschun   | 214 |
| Papelbon    | 204 |
| Konstanty   | 203 |
| Neris       | 197 |
| Bottalico   | 192 |
| Bedrosian   | 188 |
| Mesa        | 183 |

## RELIEF APPEARANCES

|              |     |
|--------------|-----|
| Madson       | 473 |
| McGraw (LH)  | 460 |
| Reed         | 449 |
| Neris        | 405 |
| Cormier (LH) | 363 |
| Farrell      | 357 |
| Baldschun    | 333 |
| Bottalico    | 330 |
| Konstanty    | 291 |
| Tekulve      | 291 |

## RELIEF INNINGS

|             |       |
|-------------|-------|
| Reed        | 763.0 |
| McGraw (LH) | 708.0 |
| Farrell     | 595.2 |
| Baldschun   | 543.1 |
| Madson      | 539.0 |
| Konstanty   | 529.2 |
| Neris       | 407.2 |
| Garber      | 392.2 |
| Bottalico   | 370.0 |
| Tekulve     | 367.1 |

## RELIEF WINS

|              |    |
|--------------|----|
| Reed         | 54 |
| McGraw (LH)  | 49 |
| Farrell      | 47 |
| Konstanty    | 40 |
| Baldschun    | 39 |
| Madson       | 39 |
| Garber       | 33 |
| Cormier (LH) | 28 |
| Gomes        | 27 |
| Tekulve      | 24 |

## RELIEF STRIKEOUTS

|               |     |
|---------------|-----|
| Neris         | 520 |
| Reed          | 519 |
| Madson        | 486 |
| McGraw (LH)   | 483 |
| Baldschun     | 420 |
| Carlton (LH)  | 402 |
| Bottalico     | 361 |
| Bastardo (LH) | 305 |
| Garber        | 290 |
| Meyer         | 286 |

# PHILLIES SEASON PITCHING TOP 10

## GAMES

|                |    |
|----------------|----|
| Tekulve, 1987  | 90 |
| Cormier, 2004  | 84 |
| Geary, 2006    | 81 |
| Romero, 2008   | 81 |
| Ferguson, 2009 | 79 |
| Neris, 2016    | 79 |
| Madson, 2005   | 78 |
| Worrell, 2004  | 77 |
| West, 1993     | 76 |
| Spradlin, 1997 | 76 |
| Madson, 2008   | 76 |

## GAMES STARTED

|                 |    |
|-----------------|----|
| Coleman, 1883   | 61 |
| Gleason, 1890   | 55 |
| Daily, 1885     | 50 |
| Weyhing, 1892   | 49 |
| Ferguson, 1884  | 47 |
| Buffinton, 1888 | 46 |
| Vickery, 1890   | 46 |
| Ferguson, 1885  | 45 |
| Ferguson, 1886  | 45 |
| Casey, 1887     | 45 |
| Casey, 1887     | 45 |
| Alexander, 1916 | 45 |

## COMPLETE GAMES

|                 |    |
|-----------------|----|
| Coleman, 1883   | 59 |
| Gleason, 1890   | 54 |
| Daily, 1885     | 49 |
| Ferguson, 1884  | 46 |
| Weyhing, 1892   | 46 |
| Ferguson, 1885  | 45 |
| Ferguson, 1886  | 43 |
| Casey, 1887     | 43 |
| Buffinton, 1888 | 43 |
| Vickery, 1890   | 41 |
| Gleason, 1891   | 40 |

## SHUTOUTS

|                 |    |
|-----------------|----|
| Alexander, 1916 | 16 |
| Alexander, 1915 | 12 |
| Alexander, 1913 | 9  |
| Sanders, 1888   | 8  |
| Alexander, 1917 | 8  |
| Carlton, 1972   | 8  |
| McQuillan, 1908 | 7  |
| Alexander, 1911 | 7  |
| Bunning, 1965   | 7  |
| 13 with         | 6  |

## ERA

(since 1912)

|                 |      |
|-----------------|------|
| Alexander, 1915 | 1.22 |
| Alexander, 1916 | 1.55 |
| Alexander, 1917 | 1.84 |
| Rixey, 1916     | 1.85 |
| Carlton, 1972   | 1.98 |
| Short, 1964     | 2.20 |
| Rixey, 1917     | 2.27 |
| Bunning, 1967   | 2.29 |
| Meadows, 1919   | 2.34 |
| Carlton, 1980   | 2.34 |

## WINS

|                 |    |
|-----------------|----|
| Gleason, 1890   | 37 |
| Alexander, 1916 | 33 |
| Weyhing, 1892   | 32 |
| Alexander, 1915 | 31 |
| Ferguson, 1886  | 30 |
| Alexander, 1917 | 30 |
| Casey, 1887     | 28 |
| Buffinton, 1888 | 28 |
| Buffinton, 1889 | 28 |
| Alexander, 1911 | 28 |
| Roberts, 1952   | 28 |

## LOSSES

|                |    |
|----------------|----|
| Coleman, 1883  | 48 |
| Ferguson, 1884 | 25 |
| Gleason, 1891  | 24 |
| Fraser, 1904   | 24 |
| Daily, 1885    | 23 |
| Rixey, 1920    | 23 |
| Mulcahy, 1940  | 22 |
| Roberts, 1957  | 22 |
| Weyhing, 1892  | 22 |
| Rixey, 1917    | 21 |
| Scott, 1927    | 21 |
| Walters, 1936  | 21 |

## SAVES

(since 1969)

|                 |    |
|-----------------|----|
| Mesa, 2002      | 45 |
| Williams, 1993  | 43 |
| Mesa, 2001      | 42 |
| Lidge, 2008     | 41 |
| Bedrosian, 1987 | 40 |
| Papelbon, 2014  | 39 |
| Wagner, 2005    | 38 |
| Papelbon, 2012  | 38 |
| Gómez, 2016     | 37 |
| Bottalico, 1996 | 34 |
| Bottalico, 1997 | 34 |
| Gordon, 2006    | 34 |

## INNINGS PITCHED

|                 |       |
|-----------------|-------|
| Coleman, 1883   | 538.0 |
| Gleason, 1890   | 506.0 |
| Weyhing, 1892   | 470.0 |
| Daily, 1885     | 440.0 |
| Gleason, 1891   | 418.0 |
| Ferguson, 1884  | 417.0 |
| Ferguson, 1885  | 405.0 |
| Buffinton, 1888 | 400.0 |
| Ferguson, 1886  | 396.0 |
| Casey, 1887     | 390.0 |
| Alexander, 1916 | 390.0 |

## WINNING PCT

(min. 15 decisions)

|                   |      |
|-------------------|------|
| Orth, 1899        | .813 |
| Roberts, 1952     | .800 |
| Greene, 1993      | .800 |
| Ferguson, 1886    | .769 |
| Carlton, 1981     | .765 |
| Christenson, 1977 | .760 |
| Denny, 1983       | .760 |
| Halladay, 2011    | .760 |
| Donahue, 1899     | .759 |
| Alexander, 1915   | .756 |

## HITS ALLOWED

|                |     |
|----------------|-----|
| Coleman, 1883  | 772 |
| Gleason, 1890  | 479 |
| Carsey, 1895   | 460 |
| Taylor, 1896   | 459 |
| Ferguson, 1884 | 443 |
| Gleason, 1891  | 431 |
| Weyhing, 1892  | 411 |
| Sanders, 1889  | 406 |
| Vickery, 1890  | 405 |
| Taylor, 1895   | 403 |

## RUNS ALLOWED

|                |     |
|----------------|-----|
| Coleman, 1883  | 510 |
| Ferguson, 1884 | 297 |
| Taylor, 1896   | 282 |
| Carsey, 1895   | 274 |
| Gleason, 1890  | 253 |
| Vickery, 1890  | 250 |
| Gleason, 1891  | 237 |
| Weyhing, 1893  | 235 |
| Taylor, 1895   | 233 |
| Carsey, 1893   | 229 |
| Carsey, 1894   | 229 |

## EARNED RUNS ALLOWED

(since 1912)

|                  |     |
|------------------|-----|
| Roberts, 1956    | 147 |
| Benge, 1930      | 143 |
| Sweetland, 1930  | 143 |
| Passeau, 1937    | 141 |
| Benge, 1929      | 139 |
| Mulcahy, 1938    | 137 |
| Willoughby, 1929 | 136 |
| Scott, 1927      | 132 |
| Ring, 1923       | 131 |
| Ring, 1925       | 131 |

## STRIKEOUTS

|                      |            |
|----------------------|------------|
| Schilling, 1997      | 319        |
| Carlton, 1972        | 310        |
| Schilling, 1998      | 300        |
| Carlton, 1980        | 286        |
| Carlton, 1982        | 286        |
| Carlton, 1983        | 275        |
| Bunning, 1965        | 268        |
| Bunning, 1967        | 253        |
| Bunning, 1966        | 252        |
| <b>WHEELER, 2021</b> | <b>247</b> |

## WALKS

|                 |     |
|-----------------|-----|
| Vickery, 1890   | 184 |
| Weyhing, 1892   | 168 |
| Gleason, 1890   | 167 |
| Gleason, 1891   | 165 |
| Moore, 1911     | 165 |
| Weyhing, 1893   | 145 |
| Carlton, 1974   | 136 |
| Seaton, 1913    | 135 |
| Alexander, 1911 | 129 |
| De Jesus, 1991  | 128 |

## GAMES FINISHED

|                 |    |
|-----------------|----|
| Wagner, 2005    | 70 |
| Mesa, 2002      | 64 |
| Papelbon, 2012  | 64 |
| Konstanty, 1950 | 62 |
| Holland, 1984   | 61 |
| Bottalico, 1997 | 61 |
| Lidge, 2008     | 61 |
| McDowell, 1990  | 60 |
| Williams, 1991  | 60 |
| Mesa, 2001      | 59 |
| Gómez, 2016     | 59 |

## RELIEF APPEARANCES

|                |    |
|----------------|----|
| Tekulve, 1987  | 90 |
| Cormier, 2004  | 84 |
| Geary, 2006    | 81 |
| Romero, 2008   | 81 |
| Madson, 2009   | 79 |
| Neris, 2016    | 79 |
| Madson, 2005   | 78 |
| Worrell, 2004  | 77 |
| West, 1993     | 76 |
| Spradlin, 1997 | 76 |
| Madson, 2008   | 76 |

## RELIEF INNINGS

|                 |       |
|-----------------|-------|
| Karl, 1945      | 164.2 |
| Konstanty, 1950 | 152.0 |
| Selma, 1970     | 134.1 |
| Baldschun, 1964 | 118.1 |
| Baldschun, 1963 | 113.2 |
| Baldschun, 1962 | 112.2 |
| Reed, 1977      | 111.0 |
| Konstanty, 1951 | 110.2 |
| Garber, 1975    | 110.0 |
| Tekulve, 1986   | 110.0 |

## RELIEF WINS

|                 |    |
|-----------------|----|
| Konstanty, 1950 | 16 |
| Reed, 1979      | 13 |
| Baldschun, 1962 | 12 |
| Parrett, 1989   | 12 |
| Williams, 1991  | 12 |
| Baldschun, 1963 | 11 |
| Tekulve, 1986   | 11 |
| Farrell, 1957   | 10 |
| Farrell, 1960   | 10 |
| Garber, 1975    | 10 |

## RELIEF STRIKEOUTS

|                 |     |
|-----------------|-----|
| Selma, 1970     | 153 |
| Neris, 2016     | 102 |
| Holland, 1983   | 100 |
| Diekman, 2014   | 100 |
| Parrett, 1989   | 98  |
| Neris, 2021     | 98  |
| Baldschun, 1964 | 96  |
| Baldschun, 1962 | 95  |
| Garber, 1976    | 92  |
| Lidge, 2008     | 92  |
| Papelbon, 2012  | 92  |

## NO-HITTERS/ONE-HITTERS

### NO-HITTERS BY PHILLIES (13)

| Pitcher(s)   | Age                | Date/Opponent            | Score |
|--|--------------------|--------------------------|-------|
| Charles Ferguson   | 22 years, 134 days | 8/29/1885 vs PRO         | 1-0   |
| Red Donahue  | 25 years, 166 days | 7/8/1898 vs BOS          | 5-0   |
| Chick Fraser   | 30 years, 23 days  | 9/18/1903 at CHI (gm 2)  | 10-0  |
| Johnny Lush (LH)   | 20 years, 205 days | 5/1/1906 at BKN          | 6-0   |
| Jim Bunning  | 32 years, 242 days | 6/21/1964 at NYM (gm 1)* | 6-0   |
| Rick Wise  | 25 years, 283 days | 6/23/1971 at CIN         | 4-0   |
| Terry Mulholland (LH)  | 27 years, 159 days | 8/15/1990 vs SF          | 6-0   |
| Tommy Greene   | 24 years, 47 days  | 5/23/1991 at MTL         | 2-0   |
| Kevin Millwood   | 28 years, 124 days | 4/27/2003 vs SF          | 1-0   |
| Roy Halladay   | 33 years, 15 days  | 5/29/2010 at FLA*        | 1-0   |
| Roy Halladay   | 33 years, 145 days | 10/6/2010 vs CIN#        | 4-0   |
| Cole Hamels (LH), Jake Diekman (LH),<br>Ken Giles, Jonathan Papelbon |                    | 9/1/2014 at ATL+         | 7-0   |
| Cole Hamels (LH)   | 31 years, 210 days | 7/25/2015 at CHI         | 5-0   |

\* Perfect game; # Postseason; + Combined

### NO-HITTERS VS PHILLIES (24)

| Pitcher             | Date/Opponent     | Score | Pitcher   | Date/Opponent      | Score |
|---------------------|-------------------|-------|---|--------------------|-------|
| Noodles Hahn (LH)   | 7/12/1900 at CIN  | 4-0   | Don Nottebart   | 5/17/1963 at HOU   | 4-1   |
| Lefty Leifield (LH) | 9/26/1906 vs PIT* | 8-0   | Sandy Koufax (LH)   | 6/4/1964 vs LAD    | 3-0   |
| Hooks Wiltse (LH)   | 7/4/1908 at NYG   | 1-0   | George Culver   | 7/29/1968 vs CIN   | 6-1   |
| Charles Tesreau     | 9/6/1912 vs NYG   | 3-0   | Bill Stoneman   | 4/17/1969 vs MTL   | 7-0   |
| George Davis        | 9/9/1914 at BOS   | 7-0   | Bill Singer   | 7/20/1970 at LAD   | 5-0   |
| Jesse Barnes        | 5/7/1922 at NYG   | 6-0   | Burt Hooton   | 4/16/1972 at CHI   | 4-0   |
| Dazzy Vance         | 9/13/1925 at BKN  | 10-1  | Bob Forsch  | 4/16/1978 at STL   | 5-0   |
| Jim Tobin           | 6/22/1944 at BOS* | 7-0   | Pascual Perez   | 9/24/1988 vs MTL*  | 1-0   |
| Jim Wilson          | 6/12/1954 at MIL  | 2-0   | Josh Beckett  | 5/25/2014 vs LAD   | 6-0   |
| Sal Maglie          | 9/25/1956 at BKN  | 5-0   | Taylor Megill, Drew Smith, Joely Rodríguez (LH),<br>Seth Lugo, Edwin Diaz | 4/29/2022 at NYM+  | 3-0   |
| Mike McCormick      | 6/12/1959 at SF*  | 3-0   | Cristian Javier, Bryan Abreu, Rafael Montero                              |                    |       |
| Lew Burdette        | 8/18/1960 at MIL  | 1-0   | Ryan Pressly  | 11/2/2022 vs HOU#+ | 5-0   |
| Warren Spahn (LH)   | 9/16/1960 at MIL  | 4-0   |   |                    |       |

\* Less than nine innings; # Postseason; + Combined

### ONE-HITTERS BY PHILLIES

#### One-Hitters

| One-Hitters    | Pitchers   |
|----------------|--|
| 5              | Grover Alexander, Steve Carlton  |
| 3              | Robin Roberts  |
| 2              | Frank Corridon, Tully Sparks   |
| 1              | Chief Bender, Jim Bunning, Bill Burns, Don Carman, George Chalmers, Bubba Church, Phil Collins, Ray Culp, Chick Fraser, Ken Heintzelman, Tom Hughes, Larry Jackson, Johnny Lush, Art Mahaffey, George McQuillan, Russ Meyer, Earl Moore, Lew Moren, David Palmer, Togie Pittinger, Dick Ruthven, Charley Schanz, Curt Schilling, Curt Simmons, Rick Wise, Randy Wolf |
| Combined (10): | Earl Moore & Bert Humphries; Joe Bowman & Claude Passeau; Russ Meyer & Jim Konstanty; Steve Carlton & Tug McGraw; Tom Hume & Kent Tekulve; Don Carman & Steve Bedrosian; Marvin Freeman & Kent Tekulve; Jamie Moyer, Ryan Madson & J.C. Romero; Cole Hamels, Ryan Madson, J.C. Romero, Chad Durbin & Brad Lidge; Roy Oswalt, Ryan Madson & Brad Lidge                |

#### MOST 20-WIN SEASONS

|              |   |
|--------------|---|
| Alexander    | 6 |
| Roberts      | 6 |
| Carlton (LH) | 5 |
| Ferguson     | 4 |
| Buffinton    | 3 |
| Taylor       | 3 |

## SHUTOUTS

### THREE OR MORE CONSECUTIVE SHUTOUTS

|   |                        |   |                        |   |                     |   |                 |
|---|------------------------|---|------------------------|---|---------------------|---|-----------------|
| 4 | Grover Alexander, 1911 | 3 | Grover Alexander, 1916 | 3 | Robin Roberts, 1950 | 3 | Cliff Lee, 2011 |
|   | 9/7 1-0 at BOS         |   | 8/9 1-0 vs CIN         |   | 7/22 2-0 at CIN     |   | 6/16 3-0 vs FLA |
|   | 9/13 2-0 vs BKN        |   | 8/14 8-0 vs NYG        |   | 7/25 1-0 vs CHI     |   | 6/22 4-0 at STL |
|   | 9/17 6-0 at CIN        |   | 8/18 3-0 at CIN        |   | 7/30 10-0 vs PIT    |   | 6/28 5-0 vs BOS |
|   | 9/21 4-0 at CHI        |   |                        |   |                     |   |                 |

### DOUBLEHEADER SHUTOUTS

| Date/Opponent    | Pitchers         | Scores   | Date/Opponent    | Pitchers            | Scores  |
|------------------|------------------|----------|------------------|---------------------|---------|
| 9/26/1912 at BKN | Alexander/Seaton | 7-0/11-0 | 5/20/1943 vs CHI | Fuchs/Gerheuser     | 2-0/2-0 |
| 9/5/1913 at BOS  | Seaton/Alexander | 1-0/0-0  | 7/25/1950 vs CHI | Church/Roberts      | 7-0/1-0 |
| 9/1/1916 vs BKN  | Alexander/Rixey  | 3-0/6-0  | 8/27/1951 vs CIN | Thompson/K. Johnson | 2-0/3-0 |
| 7/21/1935 at CIN | C. Davis/Bowman  | 4-0/2-0  | 4/23/1961 vs CHI | Sullivan/Mahaffey   | 1-0/6-0 |

## MISCELLANEOUS PITCHING RECORDS

### PITCHERS WITH .500 OR BETTER WINNING PCT. (Minimum 100 Decisions)

| Pitcher           | Years          | W-L     | Pct. |
|-------------------|----------------|---------|------|
| Grover Alexander  | 1911-17; 30    | 190-91  | .676 |
| Charlie Ferguson  | 1884-87        | 99-64   | .607 |
| Red Donahue       | 1898-1901      | 74-48   | .607 |
| Charlie Buffinton | 1887-1889      | 77-50   | .606 |
| Steve Carlton     | 1972-86        | 241-161 | .600 |
| Al Orth           | 1895-1901      | 98-71   | .580 |
| Gus Weyhing       | 1892-95        | 71-53   | .573 |
| Kid Carsey        | 1892-97        | 94-71   | .570 |
| Curt Schilling    | 1992-2000      | 101-78  | .564 |
| Cole Hamels       | 2006-15        | 114-90  | .559 |
| Aaron Nola        | 2015-present   | 78-62   | .557 |
| Jim Lonborg       | 1973-79        | 75-60   | .556 |
| Jack Taylor       | 1892-97        | 96-77   | .555 |
| Erskine Mayer     | 1912-18        | 76-61   | .555 |
| Shane Rawley      | 1984-88        | 59-48   | .551 |
| Dan Casey         | 1886-89        | 72-59   | .550 |
| Jim Bunning       | 1964-67; 70-71 | 89-73   | .549 |
| Frank Corridon    | 1904-05; 07-09 | 59-49   | .546 |
| Dick Ruthven      | 1973-75; 78-83 | 78-65   | .545 |
| Robin Roberts     | 1948-61        | 234-199 | .540 |
| Larry Christenson | 1973-83        | 83-71   | .539 |
| Brett Myers       | 2002-09        | 73-63   | .537 |
| Randy Wolf        | 1999-2006      | 69-60   | .535 |
| Kid Gleason       | 1888-91        | 78-70   | .527 |
| George McQuillan  | 1907-10; 15-16 | 54-49   | .524 |
| Terry Mulholland  | 1989-93        | 62-57   | .521 |
| Kyle Kendrick     | 2007-14        | 74-68   | .521 |
| Curt Simmons      | 1947-50; 52-60 | 115-109 | .513 |
| Earl Moore        | 1908-13        | 67-64   | .511 |
| Chris Short       | 1959-72        | 132-127 | .510 |
| Don Carman        | 1983-90        | 53-52   | .505 |

### BEST WIN-LOSS DIFFERENTIAL

|     |                   |      |       |
|-----|-------------------|------|-------|
| +21 | Charlie Ferguson  | 1886 | 30-9  |
|     | Kid Gleason       | 1890 | 38-17 |
|     | Grover Alexander  | 1915 | 31-10 |
|     | Grover Alexander  | 1916 | 33-12 |
|     | Robin Roberts     | 1952 | 28-7  |
| +17 | Grover Alexander  | 1917 | 30-13 |
|     | Steve Carlton     | 1972 | 27-10 |
| +15 | Dan Casey         | 1887 | 28-13 |
|     | Grover Alexander  | 1911 | 28-13 |
|     | Tom Seaton        | 1913 | 27-12 |
|     | Steve Carlton     | 1980 | 24-9  |
| +14 | Tully Sparks      | 1907 | 22-8  |
|     | Grover Alexander  | 1913 | 22-8  |
| +13 | Red Donahue       | 1899 | 21-8  |
|     | Steve Carlton     | 1976 | 20-7  |
|     | Steve Carlton     | 1977 | 23-10 |
|     | Larry Christenson | 1977 | 19-6  |
|     | John Denny        | 1983 | 19-6  |
|     | Roy Halladay      | 2011 | 19-6  |
| +12 | Charlie Ferguson  | 1887 | 22-10 |
|     | Charlie Buffinton | 1889 | 28-16 |
|     | Jack Taylor       | 1895 | 26-14 |
|     | Grover Alexander  | 1914 | 27-15 |
|     | Eppa Rixey        | 1916 | 22-10 |
|     | Steve Carlton     | 1982 | 23-11 |
|     | Tommy Greene      | 1993 | 16-4  |
| +11 | Gus Weyhing       | 1892 | 32-21 |
|     | Al Orth           | 1899 | 14-3  |
|     | Jack Sanford      | 1957 | 19-8  |
|     | Jim Bunning       | 1964 | 19-8  |
|     | Roy Halladay      | 2010 | 21-10 |
|     | Cole Hamels       | 2012 | 17-6  |
|     | Aaron Nola        | 2018 | 17-6  |
| +10 | Jack Taylor       | 1894 | 23-13 |
|     | Wiley Piatt       | 1898 | 24-14 |
|     | Jim Bunning       | 1965 | 19-9  |
|     | Cole Hamels       | 2007 | 15-5  |



## MISCELLANEOUS PITCHING RECORDS

### MOST STRIKEOUTS, PHILLIES PITCHERS

| SO | Pitcher               | Date             | Opponent         |
|----|-----------------------|------------------|------------------|
| 18 | Chris Short (LH)      | 10/2/1965        | at NYM (15 inn.) |
| 17 | Art Mahaffey          | 4/23/1961        | vs CHI           |
| 16 | Steve Carlton (LH)    | 6/9/1982         | vs CHI           |
| 16 | Curt Schilling        | 9/1/1997         | vs NYY           |
| 16 | Cliff Lee (LH)        | 5/6/2011         | vs ATL           |
| 16 | Vince Velasquez       | 4/14/2016        | vs SD            |
| 15 | Steve Carlton (LH)    | 9/16/1981        | at NYM           |
| 15 | Curt Schilling        | 7/21/1997        | vs PIT           |
| 15 | Curt Schilling        | 4/5/1998         | at ATL           |
| 15 | Cole Hamels (LH)      | 4/21/2007        | at CIN           |
| 14 | Si Johnson            | 4/22/1941        | at BOS           |
| 14 | Chris Short (LH)      | 9/13/1963        | vs LAD           |
| 14 | Jim Bunning           | 6/7/1966         | vs CIN           |
| 14 | Steve Carlton (LH)    | 4/25/1972        | at SF            |
| 14 | Steve Carlton (LH)    | 8/21/1977        | vs HOU           |
| 14 | Steve Carlton (LH)    | 9/9/1977         | vs STL           |
| 14 | Steve Carlton (LH)    | 7/8/1979         | vs SF            |
| 14 | Steve Carlton (LH)    | 9/21/1982        | at STL           |
| 14 | Terry Mulholland (LH) | 6/4/1993         | vs COL           |
| 14 | Curt Schilling        | 8/20/1998 (gm 1) | vs ARI           |
| 14 | Roy Halladay          | 4/24/2011        | vs SD            |
| 14 | Roy Halladay          | 8/16/2011        | vs ARI           |
| 14 | Cliff Lee (LH)        | 9/16/2013        | vs MIA           |
| 14 | Zack Wheeler          | 5/29/2021        | at TB            |

### MOST STRIKEOUTS, OPPOSING PITCHERS

| SO | Pitcher            | Date      | Opponent         |
|----|--------------------|-----------|------------------|
| 19 | David Cone         | 10/6/1991 | vs NYM           |
| 16 | Sandy Koufax (LH)  | 6/22/1959 | at LAD           |
| 16 | Sandy Koufax (LH)  | 5/26/1962 | at LAD           |
| 16 | Bob Veale (LH)     | 6/1/1965  | at PIT           |
| 16 | Sandy Koufax (LH)  | 7/27/1966 | at LAD (11 inn.) |
| 16 | Steve Carlton (LH) | 9/20/1967 | vs STL           |
| 16 | Steve Carlton (LH) | 5/21/1970 | vs STL           |
| 16 | Bob Gibson         | 5/23/1970 | vs STL           |
| 16 | Dwight Gooden      | 9/17/1984 | vs NYM           |

### 40 WINS BY A DUO, ONE SEASON

|    |  |
|----|--|
| 55 | 1916 – Grover Alexander (33) and Eppa Rixey, LH (22)                 |
| 52 | 1915 – Grover Alexander (31) and Erskine Mayer (21)                  |
| 49 | 1913 – Tom Seaton (27) and Grover Alexander (22)                     |
| 48 | 1914 – Grover Alexander (27) and Erskine Mayer (21)                  |
| 46 | 1917 – Grover Alexander (30) and<br>Joe Oeschger/Eppa Rixey, LH (16) |
| 43 | 1911 – Grover Alexander (28) and Earl Moore (15)                     |
| 42 | 1952 – Robin Roberts (28) and<br>Karl Drews/Curt Simmons, LH (14)    |
|    | 1977 – Steve Carlton, LH (23) and Larry Christenson (19)             |
| 41 | 1901 – Red Donahue (21) and Al Orth (20)                             |
|    | 1905 – Togie Pittinger (23) and Bill Duggleby (18)                   |
|    | 1980 – Steve Carlton, LH (24) and Dick Ruthven (17)                  |
| 40 | 1907 – Tully Sparks (22) and Frank Corridon (18)                     |

### 10 STRIKEOUTS OR MORE, GAME

(Since 1900)

| # of Games | Pitchers   |
|------------|--|
| 70         | Steve Carlton  |
| 48         | Curt Schilling   |
| 29         | Cole Hamels  |
| 27         | Aaron Nola   |
| 25         | Jim Bunning  |
| 22         | Cliff Lee  |
| 17         | Chris Short  |
| 11         | Brett Myers  |
| 9          | Ray Culp, Randy Wolf   |
| 8          | Grover Alexander, Zack Wheeler   |
| 7          | Roy Halladay, Robert Person, Robin Roberts   |
| 6          | Art Mahaffey, Earl Moore   |
| 5          | Grant Jackson, Nick Pivetta, Jack Sanford,<br>Vince Velasquez  |
| 4          | Dennis Bennett, Larry Christenson, Sid<br>Fernandez, Bill Foxen, Chick Fraser, Kevin<br>Gross, Terry Mulholland, Curt Simmons,<br>Doc White, Rick Wise   |
| 3          | A.J. Burnett, John Denny, Brandon<br>Duckworth, Woodie Fryman, Tommy<br>Greene, Wayne LaMaster   |
| 2          | Jake Arrieta, Matt Beech, Joe Blanton, Ralph<br>Caldwell, George Chalmers, Zach Eflin, Jerad<br>Eickhoff, Kyle Gibson, Tyler Green, Harvey<br>Haddix, Ken Howell, Cory Lidle, Johnny<br>Lush, Lee Meadows, Kevin Millwood, Vicente<br>Padilla, Jimmy Ring, Dick Ruthven  |
| 1          | Bo Belinsky, Ray Bengie, Ken Brett, Chris<br>Brock, Earl Caldwell, Don Cardwell, Gene<br>Conley, Harry Coveleski, Omar Daal, Jose<br>DeJesus, Murry Dickson, Mike Grace, Jack<br>Hamilton, J.A. Happ, Ken Heintzelman,<br>Charles Hudson, Si Johnson, Syl Johnson,<br>Mark Leiter, Jon Lieber, John Lindell, Jack<br>Meyer, Eric Milton, Seth Morehead, Hugh<br>Mulcahy, Lowell Palmer, Claude Passeau,<br>Hub Pruet, Ken Raffensberger, Shane<br>Rawley, Eppa Rixey, Tom Seaton, Drew<br>Smyly, Garrett Stephenson, Wayne Twitchell,<br>Mike Williams, Vance Worley |

### PHILLIES MONTHLY SAVES LEADERS

|           |                    |            |
|-----------|--------------------|------------|
| April     | Mitch Williams     | 10 in 1993 |
| May       | Heathcliff Slocumb | 12 in 1995 |
| June      | Steve Bedrosian    | 10 in 1988 |
| July      | Steve Bedrosian    | 10 in 1987 |
| August    | Jose Mesa          | 10 in 2002 |
| September | Al Holland         | 9 in 1983  |
|           | Brad Lidge         | 9 in 2010  |
|           | Héctor Neris       | 9 in 2017  |
| October   | Tug McGraw         | 2 in 1980  |
|           | Jose Mesa          | 3 in 2001* |

\* Six games were postponed in September and rescheduled for October

# SEASON LEADERS

## 20 WINS

|      |                   |        |
|------|-------------------|--------|
| 1884 | Ferguson.....     | 21-25  |
| 1885 | Ferguson.....     | 26-20  |
|      | Daily.....        | 26-23  |
| 1886 | Ferguson.....     | 30-9   |
|      | Casey (LH).....   | 24-18  |
| 1887 | Casey (LH).....   | 28-13  |
|      | Ferguson.....     | 22-10  |
|      | Buffinton.....    | 21-17  |
| 1888 | Buffinton.....    | 28-17  |
| 1889 | Buffinton.....    | 28-16  |
| 1890 | Gleason.....      | 38-17  |
|      | Vickery.....      | 24-22  |
| 1891 | Gleason.....      | 24-22  |
|      | Esper (LH).....   | 20-15  |
| 1892 | Weyhing.....      | 32-21  |
| 1893 | Weyhing.....      | 23-16  |
|      | Carsey.....       | 20-15  |
| 1894 | Taylor.....       | 23-13  |
| 1895 | Taylor.....       | 26-14  |
|      | Carsey.....       | 24-15  |
| 1896 | Taylor.....       | 20-21  |
| 1898 | Piatt (LH).....   | 24-14  |
| 1899 | Piatt (LH).....   | 23-15  |
|      | Donahue.....      | 22-8   |
|      | Fraser.....       | 21-12  |
| 1901 | Orth.....         | 20-12  |
|      | Donahue.....      | 21-13  |
| 1905 | Pittinger.....    | 23-14  |
| 1907 | Sparks.....       | 22-8   |
| 1908 | McQuillan.....    | 23-17  |
| 1910 | Moore.....        | 22-15  |
| 1911 | Alexander.....    | *28-13 |
| 1913 | Seaton.....       | *27-12 |
|      | Alexander.....    | 22-8   |
| 1914 | Alexander.....    | *27-15 |
|      | Mayer.....        | 21-19  |
| 1915 | Alexander.....    | *31-10 |
|      | Mayer.....        | 21-15  |
| 1916 | Alexander.....    | *33-12 |
|      | Rixey (LH).....   | 22-10  |
| 1917 | Alexander.....    | *30-13 |
| 1950 | Roberts.....      | 20-11  |
| 1951 | Roberts.....      | 21-15  |
| 1952 | Roberts.....      | *28-7  |
| 1953 | Roberts.....      | *23-16 |
| 1954 | Roberts.....      | *23-15 |
| 1955 | Roberts.....      | *23-14 |
| 1966 | Short (LH).....   | 20-10  |
| 1972 | Carlton (LH)..... | *27-10 |
| 1976 | Carlton (LH)..... | 20-7   |
| 1977 | Carlton (LH)..... | *23-10 |
| 1980 | Carlton (LH)..... | *24-9  |
| 1982 | Carlton (LH)..... | *23-11 |
| 2010 | Halladay.....     | *21-10 |

## 30 SAVES

|      |                    |     |
|------|--------------------|-----|
| 1987 | Bedrosian.....     | *40 |
| 1991 | Williams (LH)..... | 30  |
| 1993 | Williams (LH)..... | 43  |
| 1995 | Slocumb.....       | 32  |
| 1996 | Bottalico.....     | 34  |
| 1997 | Bottalico.....     | 34  |
| 2001 | Mesa.....          | 42  |
| 2002 | Mesa.....          | 45  |
| 2005 | Wagner (LH).....   | 38  |
| 2006 | Gordon.....        | 34  |
| 2008 | Lidge.....         | 41  |
| 2009 | Lidge.....         | 31  |
| 2011 | Madson.....        | 32  |
| 2012 | Papelbon.....      | 38  |
| 2014 | Papelbon.....      | 39  |
| 2016 | Gómez.....         | 37  |

## 200 STRIKEOUTS

|      |                   |      |
|------|-------------------|------|
| 1886 | Ferguson.....     | 212  |
| 1890 | Gleason.....      | 222  |
| 1892 | Weyhing.....      | 202  |
| 1911 | Alexander.....    | 227  |
| 1914 | Alexander.....    | *214 |
| 1915 | Alexander.....    | *241 |
| 1917 | Alexander.....    | *201 |
| 1964 | Bunning.....      | 219  |
| 1965 | Bunning.....      | 268  |
|      | Short (LH).....   | 237  |
| 1966 | Bunning.....      | 252  |
| 1967 | Bunning.....      | *253 |
| 1968 | Short (LH).....   | 202  |
| 1972 | Carlton (LH)..... | *310 |
| 1973 | Carlton (LH)..... | 223  |
| 1974 | Carlton (LH)..... | *240 |
| 1979 | Carlton (LH)..... | 213  |
| 1980 | Carlton (LH)..... | *286 |
| 1982 | Carlton (LH)..... | *286 |
| 1983 | Carlton (LH)..... | *275 |
| 1997 | Schilling.....    | *319 |
| 1998 | Schilling.....    | *300 |
| 2005 | Myers.....        | 208  |
| 2010 | Halladay.....     | 219  |
|      | Hamels (LH).....  | 211  |
| 2011 | Lee (LH).....     | 238  |
|      | Halladay.....     | 220  |
| 2012 | Hamels (LH).....  | 216  |
|      | Lee (LH).....     | 207  |
| 2013 | Lee (LH).....     | 222  |
|      | Hamels (LH).....  | 202  |
| 2018 | Nola.....         | 224  |
| 2019 | Nola.....         | 229  |
| 2021 | Wheeler.....      | 247  |
|      | Nola.....         | 223  |
| 2022 | Nola.....         | 235  |

## 300 INNINGS PITCHED

|      |                 |        |
|------|-----------------|--------|
| 1883 | Coleman.....    | 538.1  |
| 1884 | Ferguson.....   | 416.2  |
| 1885 | Daily.....      | 440.0  |
|      | Ferguson.....   | 405.0  |
| 1886 | Ferguson.....   | 395.2  |
|      | Casey (LH)..... | 369.0  |
| 1887 | Casey (LH)..... | 390.1  |
|      | Buffinton.....  | 332.1  |
| 1888 | Buffinton.....  | 400.1  |
| 1889 | Buffinton.....  | 380.0  |
|      | Sanders.....    | 349.2  |
| 1890 | Gleason.....    | 506.0  |
|      | Vickery.....    | 382.0  |
| 1891 | Gleason.....    | 418.0  |
| 1892 | Weyhing.....    | 469.2  |
|      | Carsey.....     | 317.2  |
|      | Keefe.....      | 313.1  |
| 1893 | Weyhing.....    | 345.1  |
|      | Carsey.....     | 318.1  |
| 1895 | Carsey.....     | 342.1  |
|      | Taylor.....     | 335.0  |
| 1896 | Taylor.....     | 359.0  |
| 1897 | Taylor.....     | 317.1  |
| 1898 | Piatt (LH)..... | 306.0  |
| 1899 | Piatt (LH)..... | 305.0  |
| 1902 | White (LH)..... | 306.0  |
| 1904 | Fraser.....     | 302.0  |
| 1905 | Pittinger.....  | 337.1  |
| 1906 | Sparks.....     | 316.2  |
| 1908 | McQuillan.....  | 359.2  |
| 1911 | Alexander.....  | *367.0 |
|      | Moore.....      | 308.1  |
| 1912 | Alexander.....  | *310.1 |

|      |                   |        |
|------|-------------------|--------|
| 1913 | Seaton.....       | *322.1 |
|      | Alexander.....    | 306.1  |
| 1914 | Alexander.....    | *355.0 |
|      | Mayer.....        | 321.0  |
| 1915 | Alexander.....    | *376.1 |
| 1916 | Alexander.....    | *389.0 |
| 1917 | Alexander.....    | *388.0 |
| 1923 | Ring.....         | 304.1  |
| 1950 | Roberts.....      | 304.1  |
| 1951 | Roberts.....      | *315.0 |
| 1952 | Roberts.....      | *330.0 |
| 1953 | Roberts.....      | *346.2 |
| 1954 | Roberts.....      | *336.2 |
| 1955 | Roberts.....      | *305.0 |
| 1966 | Bunning.....      | 314.0  |
| 1967 | Bunning.....      | *302.1 |
| 1972 | Carlton (LH)..... | *346.1 |
| 1980 | Carlton (LH)..... | *304.0 |

## 225 INNINGS PITCHED

(Since 1980)

|      |                      |       |
|------|----------------------|-------|
| 1982 | Carlton (LH).....    | 295.2 |
| 1983 | Carlton (LH).....    | 283.2 |
| 1983 | Denny.....           | 242.2 |
| 1984 | Carlton (LH).....    | 229.0 |
| 1985 | Denny.....           | 230.2 |
| 1986 | Gross.....           | 241.2 |
| 1987 | Rawley.....          | 229.2 |
| 1988 | Gross.....           | 231.2 |
| 1991 | Mulholland (LH)..... | 232.0 |
| 1992 | Mulholland (LH)..... | 229.0 |
| 1992 | Schilling.....       | 226.1 |
| 1993 | Schilling.....       | 235.1 |
| 1997 | Schilling.....       | 254.1 |
| 1998 | Schilling.....       | 268.2 |
| 2008 | Hamels (LH).....     | 227.1 |
| 2010 | Halladay.....        | 250.2 |
| 2011 | Halladay.....        | 233.2 |
| 2011 | Lee (LH).....        | 232.2 |

## 2.40 ERA

|      |                   |       |
|------|-------------------|-------|
| 1884 | Vinton.....       | 2.23  |
| 1885 | Daily.....        | 2.21  |
|      | Ferguson.....     | 2.22  |
| 1886 | Ferguson.....     | *1.98 |
| 1888 | Sanders.....      | 1.90  |
|      | Buffinton.....    | 1.91  |
| 1892 | Keefe.....        | 2.36  |
| 1901 | Orth.....         | 2.27  |
| 1904 | Corridon.....     | 2.19  |
| 1905 | Sparks.....       | 2.18  |
|      | Nichols.....      | 2.27  |
| 1906 | Sparks.....       | 2.16  |
|      | Duggleby.....     | 2.25  |
|      | Lush (LH).....    | 2.37  |
| 1907 | Sparks.....       | 2.00  |
| 1908 | McQuillan.....    | 1.53  |
|      | Richie.....       | 1.83  |
|      | Foxen (LH).....   | 1.95  |
| 1909 | Moore.....        | 2.10  |
|      | Corridon.....     | 2.11  |
|      | McQuillan.....    | 2.14  |
| 1910 | McQuillan.....    | *1.60 |
| 1913 | Brennan (LH)..... | 2.39  |
| 1914 | Alexander.....    | 2.38  |
| 1915 | Alexander.....    | *1.22 |
|      | Mayer.....        | 2.36  |
|      | Rixey (LH).....   | 2.39  |
| 1916 | Alexander.....    | *1.55 |
|      | Rixey (LH).....   | 1.85  |
| 1917 | Alexander.....    | *1.86 |
|      | Rixey (LH).....   | 2.27  |

## SEASON LEADERS

### 2.40 ERA (cont.)

|      |              |       |
|------|--------------|-------|
| 1943 | Barrett      | 2.39  |
| 1964 | Short (LH)   | 2.20  |
| 1967 | Bunning      | 2.29  |
|      | Short (LH)   | 2.39  |
| 1972 | Carlton (LH) | *1.97 |
| 1980 | Carlton (LH) | 2.34  |
| 1983 | Denny        | 2.37  |
| 1992 | Schilling    | 2.35  |
| 2011 | Halladay     | 2.35  |
|      | Lee (LH)     | 2.40  |
| 2018 | Nola         | 2.37  |

### 65 GAMES PITCHED

|      |               |     |
|------|---------------|-----|
| 1883 | Coleman       | 65  |
| 1945 | Karl          | *67 |
| 1950 | Konstanty     | *74 |
| 1961 | Baldschun     | 65  |
| 1962 | Baldschun     | 67  |
| 1963 | Baldschun     | 65  |
| 1964 | Baldschun     | 71  |
| 1965 | Baldschun     | 65  |
| 1966 | Knowles (LH)  | 69  |
| 1970 | Selma         | 73  |
| 1975 | Garber        | *71 |
| 1978 | Reed          | 66  |
| 1979 | McGraw (LH)   | 65  |
| 1983 | Holland (LH)  | 68  |
| 1984 | Holland (LH)  | 68  |
| 1985 | Carman (LH)   | 71  |
| 1986 | Tekulve       | 73  |
|      | Bedrosian     | 68  |
| 1987 | Tekulve       | *90 |
|      | Bedrosian     | 65  |
| 1988 | Tekulve       | 70  |
|      | Harris        | 66  |
| 1989 | Parrett       | 72  |
| 1990 | McDowell      | 72  |
|      | Akerfelds     | 71  |
| 1991 | Williams (LH) | 69  |
|      | Boever        | 68  |
| 1992 | Williams (LH) | 66  |
| 1993 | West (LH)     | 76  |
|      | Williams (LH) | 65  |
| 1996 | Borland       | 69  |

|      |               |    |
|------|---------------|----|
| 1997 | Spradlin      | 76 |
|      | Bottalico     | 69 |
| 1998 | Gomes         | 71 |
|      | Leiter        | 69 |
|      | Spradlin      | 69 |
| 1999 | Gomes         | 73 |
| 2000 | Gomes         | 65 |
| 2001 | Mesa          | 71 |
|      | Bottalico     | 66 |
| 2002 | Mesa          | 74 |
|      | Silva         | 68 |
| 2003 | Adams         | 66 |
|      | Cormier (LH)  | 65 |
| 2004 | Cormier (LH)  | 84 |
|      | Worrell       | 77 |
| 2005 | Madson        | 78 |
|      | Wagner (LH)   | 75 |
| 2006 | Geary         | 81 |
|      | Fultz (LH)    | 66 |
| 2008 | Romero (LH)   | 81 |
|      | Madson        | 76 |
|      | Lidge         | 72 |
|      | Durbin        | 71 |
| 2009 | Madson        | 79 |
|      | Lidge         | 67 |
| 2010 | Contreras     | 67 |
| 2012 | Papelbon      | 70 |
|      | Bastardo (LH) | 65 |
| 2014 | Diekman (LH)  | 73 |
|      | Bastardo (LH) | 67 |
|      | Papelbon      | 66 |
| 2015 | García        | 72 |
|      | Giles         | 69 |
|      | Gómez         | 65 |
| 2016 | Neris         | 79 |
|      | Gómez         | 70 |
|      | Hernandez     | 70 |
| 2017 | Neris         | 74 |
|      | García        | 66 |
| 2018 | Morgan (LH)   | 67 |
|      | Hunter        | 65 |
| 2019 | Neris         | 68 |
|      | Álvarez (LH)  | 67 |
| 2021 | Neris         | 74 |

### .700 WINNING PCT

|      |                      |       |
|------|----------------------|-------|
| 1886 | Ferguson (30-9)      | .769  |
| 1899 | Donahue (21-8)       | .724  |
| 1907 | Sparks (21-8)        | .724  |
| 1913 | Alexander (22-8)     | .733  |
| 1915 | Alexander (31-10)    | *.756 |
| 1916 | Alexander (33-12)    | .733  |
| 1952 | Roberts (28-7)       | .800  |
| 1957 | Sanford (19-8)       | .704  |
| 1964 | Bunning (19-8)       | .704  |
| 1972 | Carlton (LH) (27-10) | .730  |
| 1976 | Carlton (LH) (20-7)  | *.741 |
| 1977 | Christenson (19-6)   | .760  |
| 1980 | Carlton (LH) (24-9)  | .727  |
| 1983 | Denny (19-6)         | *.760 |
| 1991 | Williams (LH) (12-5) | .706  |
| 1993 | Greene (16-4)        | .800  |
| 1994 | Jackson (LH) (14-6)  | .700  |
| 1999 | Schilling (15-6)     | .714  |
| 2004 | Milton (LH) (14-6)   | .700  |
| 2007 | Hamels (LH) (15-5)   | .750  |
|      | Kendrick (10-4)      | .714  |
| 2009 | Happ (LH) (12-4)     | .750  |
| 2011 | Worley (11-3)        | .786  |
|      | Halladay (19-6)      | .760  |
| 2012 | Hamels (LH) (17-6)   | .739  |
| 2018 | Nola (17-6)          | .739  |

(LH) Left-handed pitcher

\* League leader

**Note:** See *Yearly Pitching Leaders* in this section for more information.

### DID YOU KNOW?

The Phillies' club record for consecutive scoreless innings pitched is 41.0, set in 1951. The Phils' second-longest mark is 39.0 innings in 1969, followed by a 30.0-inning streak in 1954.

### LONGEST CONSECUTIVE SCORELESS STREAKS

(Since 1900)

| IP   | Pitcher, Year(s)                     |
|------|--------------------------------------|
| 41.0 | Grover Alexander, 1911               |
| 34.0 | Cliff Lee (LH), 2011                 |
| 32.2 | Larry Andersen, 1984 (relief)        |
| 32.0 | Ken Heintzleman (LH), 1949           |
| 32.0 | Robin Roberts, 1950                  |
| 30.2 | Cliff Lee (LH), 2011                 |
| 30.0 | Grover Alexander, 1916               |
| 30.0 | Steve Carlton (LH), 1972             |
| 29.0 | Tommy Greene, 1991                   |
| 29.0 | Curt Schilling, 1992                 |
| 28.2 | Steve Carlton (LH), 1981             |
| 28.1 | J.C. Romero (LH), 2007-08 (relief)   |
| 27.0 | Randy Wolf (LH), 2002                |
| 25.0 | Cole Hamels (LH), 2010               |
| 24.2 | Cole Hamels (LH), 2014               |
| 24.0 | Wayne Twitchell, 1973                |
| 24.0 | Willie Hernandez (LH), 1983 (relief) |

## YEARLY PITCHING LEADERS

| YEAR | GAMES                    | COMPLETE GAMES           | WINS                      | LOSSES                  |
|------|--------------------------|--------------------------|---------------------------|-------------------------|
| 1883 | Coleman ..... 65         | Coleman ..... 59         | Coleman ..... 12          | Coleman ..... *48       |
| 1884 | Ferguson ..... 50        | Ferguson ..... 46        | Ferguson ..... 21         | Ferguson ..... 25       |
| 1885 | Daily ..... 50           | Daily ..... 49           | Daily/Ferguson ..... 26   | Daily ..... 23          |
| 1886 | Ferguson ..... 48        | Ferguson ..... 43        | Ferguson ..... 30         | Casey ..... 18          |
| 1887 | Casey ..... 46           | Casey ..... 43           | Casey ..... 28            | Buffinton ..... 17      |
| 1888 | Buffinton ..... 46       | Buffinton ..... 43       | Buffinton ..... 28        | Casey ..... 18          |
| 1889 | Buffinton ..... 47       | Buffinton ..... 37       | Buffinton ..... 27        | Sanders ..... 18        |
| 1890 | Gleason ..... 60         | Gleason ..... 54         | Gleason ..... 38          | Vickery ..... 22        |
| 1891 | Gleason ..... 53         | Gleason ..... 40         | Gleason ..... 24          | Gleason ..... 22        |
| 1892 | Weyhing ..... 59         | Weyhing ..... 46         | Weyhing ..... 32          | Weyhing ..... 21        |
| 1893 | Weyhing ..... 42         | Weyhing ..... 33         | Weyhing ..... 23          | Weyhing ..... 16        |
| 1894 | Taylor ..... 41          | Taylor ..... 31          | Taylor ..... 23           | Weyhing ..... 14        |
| 1895 | Carsey ..... 44          | Carsey ..... 35          | Taylor ..... 26           | Carsey ..... 16         |
| 1896 | Taylor ..... 45          | Taylor ..... 35          | Taylor ..... 20           | Taylor ..... 21         |
| 1897 | Taylor ..... 40          | Taylor ..... 35          | Taylor ..... 16           | Taylor ..... 20         |
| 1898 | Piatt ..... 39           | Donahue/Piatt ..... 33   | Piatt ..... 24            | Donahue ..... 17        |
| 1899 | Piatt ..... 39           | Piatt ..... 31           | Piatt ..... 23            | Piatt ..... 15          |
| 1900 | Orth ..... 33            | Orth ..... 24            | Fraser ..... 16           | Orth ..... 13           |
| 1901 | Duggleby/Orth ..... 35   | Donahue ..... 34         | Donahue ..... 21          | Donahue/White ..... 13  |
| 1902 | D. White ..... 36        | D. White ..... 34        | D. White ..... 16         | D. White ..... *20      |
| 1903 | Duggleby ..... 36        | Duggleby ..... 28        | Duggleby ..... 13         | Duggleby ..... 18       |
| 1904 | Fraser ..... 42          | Fraser ..... 32          | Fraser ..... 14           | Fraser ..... 24         |
| 1905 | Pittinger ..... #46      | Pittinger ..... 29       | Pittinger ..... 23        | Duggleby ..... 17       |
| 1906 | Duggelby/Sparks ..... 42 | Sparks ..... 29          | Sparks ..... 19           | Duggleby ..... 19       |
| 1907 | Corridon/Moren ..... 37  | Sparks ..... 24          | Sparks ..... 22           | Moren ..... 18          |
| 1908 | McQuillan ..... 48       | McQuillan ..... 32       | McQuillan ..... 23        | McQuillan ..... 17      |
| 1909 | McQuillan ..... 41       | Moore ..... 24           | Moore ..... 18            | McQuillan ..... 16      |
| 1910 | Moore ..... 46           | Ewing ..... 20           | Moore ..... 22            | Moore ..... 15          |
| 1911 | Alexander ..... 48       | Alexander ..... *31      | Alexander ..... *28       | Moore ..... *19         |
| 1912 | Alexander ..... 46       | Alexander ..... 26       | Alexander ..... 19        | Alexander ..... 17      |
| 1913 | Seaton ..... 52          | Alexander ..... 23       | Seaton ..... *27          | Brennan/Seaton ..... 12 |
| 1914 | Mayer ..... 48           | Alexander ..... *32      | Alexander ..... #27       | Mayer ..... 19          |
| 1915 | Alexander ..... 49       | Alexander ..... *36      | Alexander ..... *31       | Mayer ..... 15          |
| 1916 | Alexander ..... 48       | Alexander ..... *38      | Alexander ..... *33       | Demaree ..... 14        |
| 1917 | Alexander ..... 45       | Alexander ..... *35      | Alexander ..... *30       | Rixey ..... *21         |
| 1918 | Prendergast ..... 33     | Prendergast ..... 20     | Hogg/Prendergast ..... 13 | Oeschger ..... *18      |
| 1919 | G. Smith ..... 31        | G. Smith ..... 15        | Meadows ..... 8           | Hogg/Rixey ..... 12     |
| 1920 | G. Smith ..... 43        | Rixey ..... 25           | Meadows ..... 16          | Rixey ..... *22         |
| 1921 | G. Smith ..... 39        | Ring ..... 21            | Meadows ..... 11          | G. Smith ..... *20      |
| 1922 | G. Smith ..... 42        | Meadows ..... 19         | Meadows/Ring ..... 12     | Meadows/Ring ..... 18   |
| 1923 | Ring ..... 39            | Ring ..... 23            | Ring ..... 18             | Weinhart ..... 17       |
| 1924 | Carlson ..... 38         | Ring ..... 16            | Hubbell/Ring ..... 10     | Carlson ..... 17        |
| 1925 | Ring ..... 38            | Ring ..... 21            | Ring ..... 14             | Mitchell ..... 17       |
| 1926 | Willoughby ..... 47      | Carlson ..... 20         | Carlson ..... 17          | Dean ..... 16           |
| 1927 | Scott ..... #48          | Scott ..... 17           | Scott ..... 9             | Scott ..... 21          |
| 1928 | Benge ..... 40           | Benge ..... 12           | Benge ..... 8             | Benge ..... 18          |
| 1929 | Willoughby ..... 49      | Willoughby ..... 14      | Willoughby ..... 15       | Benge ..... 15          |
| 1930 | H. Elliott ..... *48     | Collins ..... 17         | Collins ..... 16          | Willoughby ..... 17     |
| 1931 | J. Elliott ..... *52     | Benge/Collins ..... 16   | J. Elliott ..... #19      | Benge ..... 18          |
| 1932 | Collins ..... 43         | Holley ..... 16          | Collins ..... 14          | Holley ..... 14         |
| 1933 | Liska ..... 45           | Holley ..... 12          | Holley ..... 13           | Holley ..... 15         |
| 1934 | C. Davis ..... *51       | C. Davis ..... 18        | C. Davis ..... 19         | Collins ..... 18        |
| 1935 | Jorgens ..... *53        | C. Davis ..... 19        | C. Davis ..... 16         | Jorgens ..... 15        |
| 1936 | Passeau ..... 49         | Walters ..... 15         | Passeau/Walters ..... 11  | Walters ..... *21       |
| 1937 | Mulcahy ..... *56        | Passeau ..... 18         | LaMaster ..... 15         | LaMaster ..... 19       |
| 1938 | Mulcahy ..... 46         | Mulcahy/Passeau ..... 15 | Passeau ..... 11          | Mulcahy ..... *20       |
| 1939 | Mulcahy ..... 38         | Higbe/Mulcahy ..... 14   | Higbe ..... 10            | Mulcahy ..... 16        |
| 1940 | Higbe ..... 41           | Mulcahy ..... 21         | Higbe ..... 14            | Mulcahy ..... *22       |

## YEARLY PITCHING LEADERS

| YEAR | GAMES                    | COMPLETE GAMES         | WINS                    | LOSSES                  |
|------|--------------------------|------------------------|-------------------------|-------------------------|
| 1941 | Pearson ..... 46         | Podgajny ..... 8       | Hughes/Podgajny ... 9   | Hughes/Pearson ... 14   |
| 1942 | Podgajny ..... 43        | Hughes ..... 19        | Hughes ..... 12         | Melton ..... 20         |
| 1943 | Gerheuser ..... 38       | Gerheuser/Rowe ... 11  | Rowe ..... 14           | Gerheuser ..... 19      |
| 1944 | Schanz ..... 40          | Raffensberger ..... 18 | Raffensberger/Schanz 13 | Raffensberger ..... *20 |
| 1945 | Karl ..... *67           | Barrett ..... 8        | Karl ..... 9            | Barrett ..... *20       |
| 1946 | Karl/Raffensberger... 39 | Raffensberger ..... 14 | Judd/Rowe ..... 11      | Raffensberger ..... 15  |
| 1947 | Donnelly ..... 38        | Leonard ..... 19       | Leonard ..... 17        | Judd ..... 15           |
| 1948 | Dubiel ..... 37          | Leonard ..... 16       | Leonard ..... 12        | Leonard ..... *18       |
| 1949 | Konstanty ..... 53       | Heintzelman ..... 15   | Heintzelman/Meyer 17    | Roberts ..... 15        |
| 1950 | Konstanty ..... *74      | Roberts ..... 21       | Roberts ..... 20        | Meyer/Roberts ..... 11  |
| 1951 | Konstanty ..... 58       | Roberts ..... 22       | Roberts ..... 21        | Roberts ..... 15        |
| 1952 | Hansen ..... 43          | Roberts ..... *30      | Roberts ..... *28       | Drews ..... 15          |
| 1953 | Konstanty ..... 48       | Roberts ..... *33      | Roberts ..... #23       | Roberts ..... 16        |
| 1954 | Roberts ..... 45         | Roberts ..... *29      | Roberts ..... *23       | Dickson ..... *20       |
| 1955 | J. Meyer ..... 50        | Roberts ..... *26      | Roberts ..... *23       | Roberts ..... 14        |
| 1956 | R. Miller ..... 49       | Roberts ..... *22      | Roberts ..... 19        | Roberts ..... *18       |
| 1957 | Farrell ..... 52         | Sanford ..... 15       | Sanford ..... 19        | Roberts ..... *22       |
| 1958 | Farrell ..... 54         | Roberts ..... 21       | Roberts ..... 17        | Roberts/Simmons ... 14  |
| 1959 | J. Meyer ..... 47        | Roberts ..... 19       | Roberts ..... 15        | Roberts ..... 17        |
| 1960 | Farrell ..... 59         | Roberts ..... 13       | Roberts ..... 12        | Buzhardt/Roberts ... 16 |
| 1961 | Baldschun ..... 65       | Mahaffey ..... 12      | Mahaffey ..... 11       | Mahaffey ..... *19      |
| 1962 | Baldschun ..... 67       | Mahaffey ..... 20      | Mahaffey ..... 19       | Mahaffey ..... 14       |
| 1963 | Baldschun ..... 65       | Culp/McLish ..... 10   | Culp ..... 14           | Culp ..... 12           |
| 1964 | Baldschun ..... 71       | Bunning ..... 13       | Bunning ..... 19        | Bennett ..... 14        |
| 1965 | Baldschun ..... 65       | Bunning/Short ..... 15 | Bunning ..... 19        | Short ..... 11          |
| 1966 | Knowles ..... 69         | Short ..... 19         | Short ..... 20          | Bunning ..... 14        |
| 1967 | Farrell ..... 50         | Bunning ..... 16       | Bunning ..... 17        | Bunning/Jackson ... 15  |
| 1968 | Farrell ..... 54         | L. Jackson ..... 12    | Short ..... 19          | L. Jackson ..... 17     |
| 1969 | Boozer/Farrell ..... 46  | Wise ..... 14          | Wise ..... 15           | G. Jackson ..... 18     |
| 1970 | Selma ..... 73           | Short ..... 7          | Wise ..... 13           | Short ..... 16          |
| 1971 | Brandon ..... 52         | Wise ..... 17          | Wise ..... 17           | three with ..... 14     |
| 1972 | Twitchell ..... 49       | Carlton ..... *30      | Carlton ..... *27       | Reynolds ..... 15       |
| 1973 | Scarce ..... 52          | Carlton ..... #18      | four with ..... 13      | Carlton ..... *20       |
| 1974 | Scarce ..... 58          | Carlton ..... 17       | Lonborg ..... 17        | Schueler ..... 16       |
| 1975 | Garber ..... *71         | Carlton ..... 14       | Carlton ..... 15        | Carlton ..... 14        |
| 1976 | Garber/Reed ..... 59     | Carlton ..... 13       | Carlton ..... 20        | Kaat ..... 14           |
| 1977 | Garber ..... 64          | Carlton ..... 17       | Carlton ..... *23       | Kaat ..... 11           |
| 1978 | Reed ..... 66            | Carlton ..... 12       | Carlton ..... 16        | Christenson ..... 14    |
| 1979 | McGraw ..... 65          | Carlton ..... 13       | Carlton ..... 18        | Lerch ..... 13          |
| 1980 | McGraw ..... 57          | Carlton ..... 13       | Carlton ..... *24       | Lerch ..... 14          |
| 1981 | Lyle ..... 48            | Carlton ..... 10       | Carlton ..... 13        | Christenson/Ruthven 7   |
| 1982 | R. Reed ..... 57         | Carlton ..... *19      | Carlton ..... *23       | three with ..... 11     |
| 1983 | Holland ..... 68         | Carlton ..... 8        | Denny ..... *19         | Carlton ..... 16        |
| 1984 | Holland ..... 68         | Koosman/Rawley ... 3   | Koosman ..... 14        | Koosman ..... 15        |
| 1985 | Carman ..... 71          | three with ..... 6     | Gross ..... 15          | Denny ..... 14          |
| 1986 | Tekulve ..... 73         | Gross/Rawley ..... 7   | Gross ..... 12          | Gross ..... 12          |
| 1987 | Tekulve ..... 90         | Rawley ..... 4         | Rawley ..... 17         | Gross ..... 16          |
| 1988 | Tekulve ..... 70         | Gross ..... 5          | Gross ..... 12          | Rawley ..... 16         |
| 1989 | Parrett ..... 72         | three with ..... 2     | Howell/Parrett ..... 12 | Carman ..... *15        |
| 1990 | McDowell ..... 72        | Mulholland ..... 6     | Combs ..... 10          | Ruffin ..... 13         |
| 1991 | Williams ..... 69        | Mulholland ..... 8     | Mulholland ..... 16     | Mulholland ..... 13     |
| 1992 | Williams ..... 66        | Mulholland ..... *12   | Schilling ..... 14      | Abbott ..... 14         |
| 1993 | West ..... 76            | three with ..... 7     | Greene/Schilling ... 16 | Jackson ..... 11        |
| 1994 | Slocumb ..... 62         | Jackson ..... 4        | Jackson ..... 14        | West ..... 10           |
| 1995 | Bottalico ..... 52       | Green ..... 4          | Quantrill ..... 11      | Quantrill ..... 12      |
| 1996 | Borland ..... 69         | Schilling ..... 8      | Schilling ..... 9       | Williams ..... 14       |
| 1997 | Spradlin ..... 76        | Schilling ..... 7      | Schilling ..... 17      | Leiter ..... *17        |
| 1998 | Gomes ..... 71           | Schilling ..... *15    | Schilling ..... 15      | Schilling ..... 14      |
| 1999 | Gomes ..... 73           | Schilling ..... 8      | Byrd/Schilling ..... 15 | Ogea ..... 12           |
| 2000 | Gomes ..... 65           | Schilling ..... 4      | Wolf ..... 11           | three with ..... 9      |

## YEARLY PITCHING LEADERS

| YEAR | GAMES                      | COMPLETE GAMES         | WINS                | LOSSES                    |
|------|----------------------------|------------------------|---------------------|---------------------------|
| 2001 | Mesa ..... 71              | Wolf ..... 4           | Person ..... 15     | Wolf ..... 11             |
| 2002 | Mesa ..... 74              | Wolf ..... 3           | Padilla ..... 14    | Padilla ..... 11          |
| 2003 | Adams ..... 66             | Millwood ..... 5       | Wolf ..... 16       | Millwood/Padilla ..... 12 |
| 2004 | Cormier ..... 84           | Lidle ..... 2          | Milton ..... 14     | Myers ..... 11            |
| 2005 | Madson ..... 78            | Myers ..... 2          | Lieber ..... 17     | Lieber ..... 13           |
| 2006 | Geary ..... 81             | Lieber ..... 2         | Myers ..... 12      | Lieber ..... 11           |
| 2007 | Alfonseca ..... 61         | Hamels ..... 2         | Hamels ..... 15     | Moyer ..... 12            |
| 2008 | Romero ..... 81            | Hamels/Myers ..... 2   | Moyer ..... 16      | Myers ..... 13            |
| 2009 | Madson ..... 79            | Happ/Lee ..... 3       | three with ..... 12 | Hamels ..... 11           |
| 2010 | Contreras ..... 67         | Halladay ..... *9      | Halladay ..... *21  | Hamels ..... 11           |
| 2011 | Bastardo ..... 64          | Halladay ..... *8      | Halladay ..... 19   | Oswalt ..... 10           |
| 2012 | Papelbon ..... 70          | Blanton/Hamels ..... 2 | Hamels ..... 17     | Kendrick ..... 12         |
| 2013 | Papelbon ..... 61          | Kendrick/Lee ..... 2   | Lee ..... 14        | Hamels ..... 14           |
| 2014 | Diekman ..... 73           | Burnett/Lee ..... 1    | Kendrick ..... 10   | Burnett ..... *18         |
| 2015 | Garcia ..... 72            | Hamels ..... 1         | four with ..... 6   | Harang ..... 15           |
| 2016 | Neris ..... 79             | Eflin ..... 2          | Hellickson ..... 12 | Eickhoff ..... 14         |
| 2017 | Neris ..... 74             | Lively ..... 1         | Nola ..... 12       | Nola ..... 11             |
| 2018 | Morgan ..... 67            | none                   | Nola ..... 17       | Pivetta ..... 14          |
| 2019 | Neris ..... 68             | Eflin ..... #2         | Nola ..... 12       | Eflin ..... 13            |
| 2020 | Hunter/Neris ..... 24      | Nola ..... #2          | Nola ..... 5        | Nola ..... 5              |
| 2021 | Neris ..... 74             | Wheeler ..... #3       | Wheeler ..... 14    | Wheeler ..... 10          |
| 2022 | Alvarado/Bellatti ..... 59 | Nola ..... 2           | Nola ..... 11       | Nola ..... 13             |

\* League leader # Tied for league lead

### NON-PITCHERS WHO PITCHED FOR THE PHILLIES

| Player           | Regular Position | Year(s) Pitched | W-L | ERA   | G | GS | IP   | H  | R  | ER | BB | SO |
|------------------|------------------|-----------------|-----|-------|---|----|------|----|----|----|----|----|
| Roy Thomas       | OF               | 1900            | 0-0 | 3.38  | 1 | 0  | 2.2  | 4  | 1  | 1  | 0  | 0  |
| Jimmy Walsh      | 2B/OF            | 1911            | 0-1 | 13.50 | 1 | 0  | 2.2  | 7  | 8  | 4  | 1  | 1  |
| Walter Holke     | 1B               | 1923            | 0-0 | 0.00  | 1 | 0  | 0.1  | 1  | 0  | 0  | 0  | 0  |
| Barney Friberg   | 2B               | 1925            | 0-0 | 4.50  | 1 | 0  | 4.0  | 4  | 2  | 2  | 3  | 1  |
| Jack Bentley     | 1B               | 1926            | 0-2 | 8.28  | 7 | 3  | 25.0 | 37 | 28 | 23 | 10 | 7  |
| Bucky Walters    | 3B               | 1934            | 0-0 | 1.29  | 2 | 1  | 7.0  | 8  | 3  | 1  | 2  | 7  |
| Joe Marty        | OF               | 1939            | 0-0 | 4.50  | 1 | 0  | 4.0  | 2  | 2  | 2  | 3  | 1  |
| Bud Hafey        | OF               | 1939            | 0-0 | 33.75 | 2 | 0  | 1.1  | 7  | 5  | 5  | 1  | 1  |
| Art Mahan        | 1B               | 1940            | 0-0 | 0.00  | 1 | 0  | 1.0  | 1  | 0  | 0  | 0  | 0  |
| Ben Chapman      | OF               | 1945-46         | 0-0 | 6.75  | 4 | 0  | 8.0  | 8  | 8  | 6  | 6  | 5  |
| Jimmie Foxx      | 1B               | 1945            | 1-0 | 1.59  | 9 | 2  | 22.2 | 13 | 4  | 4  | 14 | 10 |
| Al Lakeman       | C                | 1948            | 0-0 | 13.50 | 1 | 0  | 0.2  | 1  | 1  | 1  | 0  | 0  |
| Granny Hamner    | 2B/SS            | 1956-57         | 0-1 | 3.86  | 4 | 1  | 9.1  | 11 | 4  | 4  | 2  | 5  |
| Bob Bowman       | OF               | 1959            | 0-1 | 6.00  | 5 | 0  | 6.0  | 5  | 5  | 4  | 5  | 0  |
| Cookie Rojas     | 2B               | 1967            | 0-0 | 0.00  | 1 | 0  | 1.0  | 1  | 0  | 0  | 0  | 0  |
| Mike Anderson    | OF               | 1979            | 0-0 | 0.00  | 1 | 0  | 1.0  | 2  | 0  | 0  | 0  | 2  |
| Greg Gross       | OF               | 1986            | 0-0 | 0.00  | 1 | 0  | 0.2  | 1  | 0  | 0  | 1  | 2  |
| Glenn Wilson     | OF               | 1987            | 0-0 | 0.00  | 1 | 0  | 1.0  | 0  | 0  | 0  | 0  | 1  |
| Tomas Perez      | INF              | 2002            | 0-0 | 0.00  | 1 | 0  | 0.1  | 0  | 0  | 0  | 0  | 0  |
| Wilson Valdez    | INF              | 2011            | 1-0 | 0.00  | 1 | 0  | 1.0  | 0  | 0  | 0  | 0  | 0  |
| John McDonald    | INF              | 2013            | 0-0 | 0.00  | 1 | 0  | 0.1  | 2  | 0  | 0  | 0  | 1  |
| Casper Wells     | OF               | 2013            | 0-1 | 67.50 | 1 | 0  | 0.2  | 3  | 5  | 5  | 3  | 0  |
| Jeff Francoeur   | OF               | 2015            | 0-0 | 9.00  | 1 | 0  | 2.0  | 1  | 2  | 2  | 3  | 1  |
| Andrés Blanco    | INF              | 2017            | 0-0 | 27.00 | 1 | 0  | 0.1  | 1  | 1  | 1  | 0  | 0  |
| Pedro Florimón   | INF/OF           | 2018            | 0-0 | 9.00  | 2 | 0  | 2.0  | 1  | 2  | 2  | 1  | 0  |
| Scott Kingery    | INF/OF           | 2018            | 0-0 | 13.50 | 1 | 0  | 1.1  | 4  | 2  | 2  | 0  | 0  |
| Roman Quinn      | OF               | 2018-19         | 0-1 | 18.00 | 3 | 0  | 5.0  | 13 | 10 | 10 | 5  | 1  |
| Jesmeul Valentín | INF/OF           | 2018            | 0-0 | 27.00 | 1 | 0  | 1.0  | 2  | 3  | 3  | 2  | 1  |
| Aaron Altherr    | OF               | 2019            | 0-0 | 9.00  | 1 | 0  | 1.0  | 2  | 1  | 1  | 0  | 2  |
| Sean Rodriguez   | INF/OF           | 2019            | 0-0 | 0.00  | 2 | 0  | 1.1  | 0  | 0  | 0  | 0  | 1  |
| Neil Walker      | INF/OF           | 2020            | 0-0 | 0.00  | 1 | 0  | 0.2  | 0  | 0  | 0  | 1  | 0  |
| Andrew Knapp     | C                | 2021            | 0-0 | 0.00  | 1 | 0  | 0.1  | 0  | 0  | 0  | 0  | 0  |
| Ronald Torreyes  | INF              | 2021            | 0-0 | 13.50 | 2 | 0  | 2.2  | 6  | 4  | 4  | 0  | 1  |
| Nick Maton       | INF              | 2021-22         | 0-0 | 16.20 | 3 | 0  | 1.2  | 4  | 3  | 3  | 0  | 1  |
| Darick Hall      | INF              | 2022            | 0-0 | 0.00  | 1 | 0  | 0.1  | 1  | 0  | 0  | 0  | 0  |
| Garrett Stubbs   | C                | 2022            | 0-0 | 17.18 | 4 | 0  | 3.2  | 7  | 7  | 7  | 1  | 1  |



## YEARLY PITCHING LEADERS

| YEAR | ERA                  | SHUTOUTS                | INNINGS PITCHED         | STRIKEOUTS          |
|------|----------------------|-------------------------|-------------------------|---------------------|
| 1883 | Coleman .....4.87    | Coleman ..... 3         | Coleman ..... 538.1     | Coleman .....159    |
| 1884 | Vinton.....2.23      | Ferguson ..... 2        | Ferguson ..... 416.2    | Ferguson .....194   |
| 1885 | Daily .....2.21      | Ferguson ..... 5        | Daily ..... 440.0       | Ferguson .....194   |
| 1886 | Ferguson .....*1.98  | Casey/Ferguson ..... 4  | Ferguson ..... 395.2    | Ferguson .....212   |
| 1887 | Casey .....*2.86     | Casey .....*4           | Casey ..... 390.1       | Buffinton .....160  |
| 1888 | Sanders .....1.90    | Buffinton ..... 6       | Buffinton ..... 400.1   | Buffinton .....199  |
| 1889 | Buffinton .....3.24  | Buffinton ..... 2       | Buffinton ..... 380.0   | Buffinton .....153  |
| 1890 | Gleason .....2.63    | Gleason ..... 6         | Gleason ..... 506.0     | Gleason .....222    |
| 1891 | Gleason .....3.51    | three with ..... 1      | Gleason ..... 418.0     | Esper .....108      |
| 1892 | Keefe .....2.36      | Weyhing ..... 6         | Weyhing ..... 469.2     | Weyhing .....202    |
| 1893 | Taylor .....4.24     | Weyhing ..... 2         | Weyhing ..... 345.1     | Weyhing .....101    |
| 1894 | Taylor .....4.08     | Weyhing ..... 2         | Taylor ..... 298.0      | Weyhing ..... 81    |
| 1895 | Taylor .....4.49     | Taylor ..... 1          | Carsey ..... 342.1      | Taylor .....93      |
| 1896 | Orth .....4.41       | three with ..... 1      | Taylor ..... 359.0      | Taylor .....97      |
| 1897 | Wheeler .....3.96    | Orth/Taylor ..... 2     | Taylor ..... 317.1      | Taylor .....88      |
| 1898 | Orth .....3.02       | Piatt .....#6           | Piatt ..... 306.0       | Piatt .....121      |
| 1899 | Orth .....*2.49      | Donahue/Fraser ..... 4  | Piatt ..... 305.0       | Piatt ..... 89      |
| 1900 | Fraser .....3.14     | Donahue/Orth ..... 2    | Orth ..... 262.0        | Orth .....68        |
| 1901 | Orth .....2.27       | Orth .....#6            | Donahue ..... 304.1     | D. White .....132   |
| 1902 | D. White .....2.53   | Fraser/White ..... 3    | D. White ..... 306.0    | D. White .....185   |
| 1903 | Sparks .....2.72     | Duggleby ..... 3        | Duggleby ..... 264.0    | Fraser .....104     |
| 1904 | Corridon .....2.19   | Sparks ..... 3          | Fraser ..... 302.0      | Fraser .....127     |
| 1905 | Sparks .....2.18     | Pittinger ..... 4       | Pittinger ..... 337.0   | Pittinger .....136  |
| 1906 | Sparks .....2.16     | Sparks ..... 6          | Sparks ..... 316.2      | Lush .....151       |
| 1907 | Richie .....2.00     | Brown ..... 4           | Corridon ..... 274.0    | Corridon .....131   |
| 1908 | McQuillan .....1.53  | McQuillan ..... 7       | McQuillan ..... 359.2   | McQuillan .....114  |
| 1909 | E. Moore .....2.10   | McQuillan/Moore ..... 4 | E. Moore ..... 299.2    | E. Moore .....173   |
| 1910 | McQuillan .....*1.60 | E. Moore ..... 6        | E. Moore ..... 283.0    | E. Moore .....*185  |
| 1911 | Alexander .....2.57  | Alexander .....#7       | Alexander .....*367.0   | Alexander .....227  |
| 1912 | Rixey .....2.50      | Alexander/Rixey ..... 3 | Alexander .....#310.1   | Alexander .....*195 |
| 1913 | Brennan .....2.36    | Alexander .....*9       | Seaton .....*322.1      | Seaton .....*168    |
| 1914 | Alexander .....2.38  | Alexander ..... 6       | Alexander .....*355.0   | Alexander .....*214 |
| 1915 | Alexander .....*1.22 | Alexander .....*12      | Alexander .....*376.1   | Alexander .....*241 |
| 1916 | Alexander .....*1.55 | Alexander .....+16      | Alexander .....*388.2   | Alexander .....*167 |
| 1917 | Alexander .....*1.86 | Alexander .....*8       | Alexander .....*387.2   | Alexander .....*201 |
| 1918 | Jacobs .....2.41     | Jacobs ..... 4          | Prendergast ..... 252.1 | Hogg ..... 81       |
| 1919 | Meadows .....2.47    | Meadows ..... 3         | G. Smith ..... 185.0    | Meadows .....88     |
| 1920 | Meadows .....2.84    | Meadows ..... 3         | Rixey ..... 284.1       | Rixey .....109      |
| 1921 | Winters .....3.63    | Meadows ..... 2         | Ring ..... 246.0        | Ring .....88        |
| 1922 | Weinert .....3.40    | Meadows ..... 2         | Ring ..... 249.1        | Ring .....116       |
| 1923 | Ring .....3.76       | Glazner ..... 3         | Ring ..... 313.1        | Ring .....112       |
| 1924 | Ring .....3.97       | Glazner/Hubbell ..... 2 | Ring ..... 215.1        | Ring .....72        |
| 1925 | Carlson .....4.23    | Carlson .....#4         | Ring ..... 270.0        | Ring .....93        |
| 1926 | Carlson .....3.24    | Carlson ..... 3         | Carlson ..... 267.1     | Carlson .....55     |
| 1927 | Ulrich .....3.17     | five with ..... 1       | Scott ..... 233.1       | Pruett .....90      |
| 1928 | Benge .....4.55      | four with ..... 1       | Benge ..... 201.2       | Ring .....72        |
| 1929 | Willoughby .....4.99 | Benge/Sweetland ..... 2 | Willoughby ..... 243.1  | Benge .....78       |
| 1930 | Collins .....4.78    | three with ..... 1      | Collins ..... 239.0     | Collins .....87     |
| 1931 | Benge .....3.17      | three with ..... 2      | J. Elliott ..... 249.0  | Benge .....117      |
| 1932 | Rhem .....3.74       | Benge/Holley ..... 2    | Holley ..... 228.0      | Benge .....89       |
| 1933 | Holley .....3.53     | Holley/Moore ..... 3    | Holley ..... 206.2      | Holley .....56      |
| 1934 | C. Davis .....2.95   | Davis/Johnson ..... 3   | C. Davis ..... 274.1    | C. Davis .....99    |
| 1935 | C. Davis .....3.66   | C. Davis ..... 3        | C. Davis ..... 231.0    | C. Davis .....74    |
| 1936 | Walters .....4.26    | Walters .....#4         | Walters ..... 258.0     | Passeau .....85     |
| 1937 | Passeau .....4.34    | Walters ..... 3         | Walters .....*292.1     | LaMaster .....135   |
| 1938 | Butcher .....2.93    | three with ..... 1      | Mulcahy ..... 267.1     | Passeau .....100    |
| 1939 | Beck .....4.73       | three with ..... 1      | Mulcahy ..... 225.2     | Higbe .....79       |
| 1940 | Mulcahy .....3.60    | Mulcahy ..... 3         | Higbe ..... 283.0       | Higbe .....*137     |

\* League leader # Tied for league lead +1st on all-time single-season leaders list

# YEARLY PITCHING LEADERS

| YEAR | ERA                      | SHUTOUTS                    | INNINGS PITCHED           | STRIKEOUTS                |
|------|--------------------------|-----------------------------|---------------------------|---------------------------|
| 1941 | Hughes ..... 4.45        | Hughes ..... 2              | Podganjny ..... 181.1     | Johnson ..... 80          |
| 1942 | Hughes ..... 3.06        | Johnson/Melton ..... 1      | Hughes ..... 253.0        | Melton ..... 107          |
| 1943 | Barrett ..... 2.39       | Rowe ..... 3                | Gerheuser ..... 215.9     | Gerheuser ..... 92        |
| 1944 | Raffensberger ..... 3.06 | Lee/Raffensberger ..... 3   | Raffensberger ..... 258.2 | Raffensberger ..... 136   |
| 1945 | Karl ..... 2.99          | Mauney ..... 2              | Barrett ..... 190.2       | Schanz ..... 56           |
| 1946 | Judd ..... 3.53          | three with ..... 2          | Raffensberger ..... 196.0 | Raffensberger ..... 73    |
| 1947 | Leonard ..... 2.68       | Leonard ..... 3             | Leonard ..... 235.0       | Leonard ..... 103         |
| 1948 | Leonard ..... 2.51       | Dubiel/Heintzelman ..... 2  | Leonard ..... 225.2       | Leonard ..... 92          |
| 1949 | Heintzelman ..... 3.02   | Heintzelman ..... #5        | Heintzelman ..... 250.0   | Roberts ..... 95          |
| 1950 | Roberts ..... 3.02       | Roberts ..... #5            | Roberts ..... 304.1       | Roberts/Simmons ..... 146 |
| 1951 | Roberts ..... 3.03       | Roberts ..... *6            | Roberts ..... *315.0      | Roberts ..... 127         |
| 1952 | Roberts ..... 2.59       | Simmons ..... #6            | Roberts ..... *330.0      | Roberts ..... 148         |
| 1953 | Roberts ..... 2.75       | Roberts ..... 5             | Roberts ..... *346.2      | Roberts ..... *198        |
| 1954 | Simmons ..... 2.81       | Dickson/Roberts ..... 4     | Roberts ..... *336.2      | Roberts ..... *185        |
| 1955 | Roberts ..... 3.28       | Dickson ..... 4             | Roberts ..... *305.0      | Roberts ..... 160         |
| 1956 | Simmons ..... 3.36       | Haddix ..... 2              | Roberts ..... 297.1       | Roberts ..... 157         |
| 1957 | Sanford ..... 3.08       | Sanford ..... 3             | Roberts ..... 249.2       | Sanford ..... *188        |
| 1958 | Roberts ..... 3.23       | Sanford/Semproch ..... 2    | Roberts ..... 269.2       | Roberts ..... 130         |
| 1959 | Conley ..... 3.00        | Conley ..... 3              | Roberts ..... 257.1       | Roberts ..... 137         |
| 1960 | Conley ..... 3.68        | Conley/Roberts ..... 2      | Roberts ..... 237.1       | Roberts ..... 122         |
| 1961 | Mahaffey ..... 4.10      | Mahaffey ..... 3            | Mahaffey ..... 219.1      | Mahaffey ..... 158        |
| 1962 | Bennett ..... 3.81       | Bennett/Mahaffey ..... 2    | Mahaffey ..... 274.0      | Mahaffey ..... 177        |
| 1963 | Short ..... 2.29         | Culp ..... 5                | McLish ..... 209.2        | Culp ..... 176            |
| 1964 | Short ..... 2.20         | Bunning ..... 5             | Bunning ..... 284.1       | Bunning ..... 219         |
| 1965 | Bunning ..... 2.60       | Bunning ..... 7             | Short ..... 297.1         | Bunning ..... 268         |
| 1966 | Bunning ..... 2.41       | Bunning/Jackson ..... #5    | Bunning ..... 314.0       | Bunning ..... 252         |
| 1967 | Bunning ..... 2.29       | Bunning ..... *6            | Bunning ..... *302.1      | Bunning ..... *253        |
| 1968 | L. Jackson ..... 2.77    | Fryman ..... 5              | Short ..... 269.2         | Short ..... 202           |
| 1969 | Wise ..... 3.23          | G. Jackson ..... 4          | G. Jackson ..... 253.0    | G. Jackson ..... 180      |
| 1970 | Bunning ..... 4.11       | Fryman ..... 3              | Wise ..... 220.0          | Selma ..... 153           |
| 1971 | Wise ..... 2.88          | Wise ..... 4                | Wise ..... 272.0          | Wise ..... 155            |
| 1972 | Carlton ..... *1.97      | Carlton ..... 8             | Carlton ..... *346.1      | Carlton ..... *310        |
| 1973 | Twitchell ..... 2.50     | Twitchell ..... 5           | Carlton ..... #293.1      | Carlton ..... 223         |
| 1974 | Lonborg ..... 3.21       | Lonborg ..... 3             | Carlton ..... 291.0       | Carlton ..... *240        |
| 1975 | Carlton ..... 3.56       | Carlton ..... 3             | Carlton ..... 255.0       | Carlton ..... 192         |
| 1976 | Lonborg ..... 3.08       | Carlton ..... 2             | Carlton ..... 252.2       | Carlton ..... 195         |
| 1977 | Carlton ..... 2.64       | Carlton ..... 2             | Carlton ..... 283.0       | Carlton ..... 198         |
| 1978 | Carlton ..... 2.84       | Carlton/Christenson ..... 3 | Carlton ..... 247.0       | Carlton ..... 161         |
| 1979 | Carlton ..... 3.62       | Carlton ..... 4             | Carlton ..... 251.0       | Carlton ..... 213         |
| 1980 | Carlton ..... 2.34       | Carlton ..... 3             | Carlton ..... *304.0      | Carlton ..... *286        |
| 1981 | Carlton ..... 2.42       | Carlton ..... 1             | Carlton ..... 190.0       | Carlton ..... 179         |
| 1982 | Carlton ..... 3.10       | Carlton ..... *6            | Carlton ..... *295.2      | Carlton ..... *286        |
| 1983 | Denny ..... 2.37         | Carlton ..... 3             | Carlton ..... *283.2      | Carlton ..... *275        |
| 1984 | Koosman ..... 3.25       | Hudson/Koosman ..... 1      | Carlton ..... 229.0       | Carlton ..... 163         |
| 1985 | Rawley ..... 3.31        | three with ..... 2          | Gross ..... 205.2         | Gross ..... 151           |
| 1986 | Gross ..... 4.02         | Gross ..... 2               | Gross ..... 241.2         | Gross ..... 154           |
| 1987 | Carman ..... 4.22        | Carman ..... 2              | Rawley ..... 229.2        | Carman ..... 125          |
| 1988 | Gross ..... 3.69         | three with ..... 1          | Gross ..... 231.2         | Gross ..... 162           |
| 1989 | Howell ..... 3.44        | six with ..... 1            | Howell ..... 204.0        | Howell ..... 164          |
| 1990 | Mulholland ..... 3.34    | Combs ..... 2               | Combs ..... 183.1         | Combs ..... 108           |
| 1991 | Greene ..... 3.38        | Mulholland ..... 3          | Mulholland ..... 232.0    | Greene ..... 154          |
| 1992 | Schilling ..... 2.35     | Schilling ..... 4           | Mulholland ..... 229.0    | Schilling ..... 147       |
| 1993 | Mulholland ..... 3.25    | three with ..... 2          | Schilling ..... 235.1     | Schilling ..... 186       |
| 1994 | D. Jackson ..... 3.26    | D. Jackson ..... 1          | D. Jackson ..... 179.1    | D. Jackson ..... 129      |
| 1995 | Schilling ..... 3.57     | Green ..... 2               | Quantrill ..... 179.1     | Schilling ..... 114       |
| 1996 | Schilling ..... 3.19     | Schilling ..... 2           | Schilling ..... 183.1     | Schilling ..... 182       |
| 1997 | Schilling ..... 2.97     | Schilling ..... 2           | Schilling ..... 254.1     | Schilling ..... *319      |
| 1998 | Schilling ..... 3.25     | Schilling ..... 2           | Schilling ..... *268.2    | Schilling ..... *300      |
| 1999 | Schilling ..... 3.54     | Loewer/Schilling ..... 1    | Byrd ..... 199.2          | Schilling ..... 152       |
| 2000 | Person ..... 3.63        | three with ..... 1          | Wolf ..... 206.1          | Person ..... 164          |

\* League leader # Tied for league lead

## YEARLY PITCHING LEADERS

| YEAR | ERA                 | SHUTOUTS              | INNINGS PITCHED       | STRIKEOUTS         |
|------|---------------------|-----------------------|-----------------------|--------------------|
| 2001 | Wolf ..... 3.70     | Wolf ..... 2          | Person ..... 208.1    | Person ..... 183   |
| 2002 | Wolf ..... 3.20     | Wolf ..... 2          | Wolf ..... 210.2      | Wolf ..... 172     |
| 2003 | Padilla ..... 3.62  | Millwood ..... #3     | Millwood ..... 222.0  | Wolf ..... 177     |
| 2004 | Wolf ..... 4.28     | Lidle ..... 2         | Milton ..... 201.0    | Milton ..... 161   |
| 2005 | Myers ..... 3.72    | none                  | Lieber ..... 218.1    | Myers ..... 208    |
| 2006 | Myers ..... 3.91    | Floyd/Lieber ..... 1  | Myers ..... 198.0     | Myers ..... 189    |
| 2007 | Hamels ..... 3.39   | Durbin/Lieber ..... 1 | Moyer ..... 199.1     | Hamels ..... 177   |
| 2008 | Hamels ..... 3.09   | Hamels ..... 2        | Hamels ..... 227.1    | Hamels ..... 196   |
| 2009 | Happ ..... 2.93     | Hamels/Happ ..... 2   | Blanton ..... 195.1   | Hamels ..... 168   |
| 2010 | Halladay ..... 2.44 | Halladay ..... *4     | Halladay ..... *250.2 | Halladay ..... 219 |
| 2011 | Halladay ..... 2.35 | Lee ..... *6          | Halladay ..... 233.2  | Lee ..... 238      |
| 2012 | Hamels ..... 3.05   | Hamels ..... 2        | Hamels ..... 215.1    | Hamels ..... 216   |
| 2013 | Lee ..... 2.87      | Kendrick/Lee ..... 1  | Lee ..... 222.2       | Lee ..... 222      |
| 2014 | Hamels ..... 2.46   | none                  | Burnett ..... 213.2   | Hamels ..... 198   |
| 2015 | Hamels ..... 3.64   | Hamels ..... 1        | Harang ..... 172.1    | Hamels ..... 137   |
| 2016 | Eickhoff ..... 3.65 | three with ..... 1    | Eickhoff ..... 197.1  | Eickhoff ..... 167 |
| 2017 | Nola ..... 3.54     | none                  | Nola ..... 168.0      | Nola ..... 184     |
| 2018 | Nola ..... 2.37     | none                  | Nola ..... 212.1      | Nola ..... 224     |
| 2019 | Nola ..... 3.87     | Eflin ..... 1         | Nola ..... 202.1      | Nola ..... 229     |
| 2020 | Wheeler ..... 2.92  | Eflin/Nola ..... 1    | Nola ..... 71.1       | Nola ..... 96      |
| 2021 | Wheeler ..... 2.78  | Wheeler ..... #2      | Wheeler ..... *213.1  | Wheeler ..... *247 |
| 2022 | Nola ..... 3.25     | Nola ..... #1         | Nola ..... 205.0      | Nola ..... 235     |

\* League leader    # Tied for league lead

## WINNING & LOSING STREAKS

### WINS

- 15 Steve Carlton, 6/7-8/17/1972 (LH)
- 12 Tom Seaton, 9/7/1912-5/21/1913 #
- 11 Charles Ferguson, 8/18-10/9/1886
- 11 Togie Pittinger, 4/29-6/15/1905
- 10 Earl Moore, 7/21-8/23/1910
- 10 Grover Alexander, 5/1-6/12/1913
- 10 Schoolboy Rowe, 7/11/1946-5/16/1947 #
- 10 Jim Lonborg, 7/5/1975-5/30/1976 #
- 10 Roy Oswalt, 8/11/2010-4/21/2011 #
- 9 Grover Alexander, 6/5-7/13/1915
- 9 Phil Collins, 8/21/1929-5/17/1930 #
- 9 Ken Heintzelman, 6/4-7/23/1949 (LH)
- 9 Robin Roberts, 7/11-8/19/1952
- 9 Steve Carlton, 10/1/1980-5/31/1981 (LH) #
- 9 Rheal Cormier, 5/15/2003-4/7/2004 (LH) #
- 9 Randy Wolf, 5/9/2005-9/17/2006 (LH) #
- 9 Vance Worley, 6/29-9/6/2011

### LOSSES

- 13 Al Hollingsworth, 9/10/1938-9/4/1939 (LH) #
- 12 John Coleman, 8/13-9/15/1883
- 12 Russ Miller, 5/12-8/12/1928
- 12 Hugh Mulcahy, 8/4-9/23/1940
- 12 Ken Reynolds, 5/29-8/25/1972 (LH)
- 11 Les Sweetland, 8/24/1927-5/20/1928 #
- 11 Lee Grissom, 5/13-8/2/1941 (LH)
- 11 John Buzhardt, 7/19-9/16/1960
- 11 Frank Sullivan, 6/29/1961-5/16/1962 #
- 11 Barry Lersch, 5/31-9/19/1971
- 11 Bill Champion, 6/13-9/26/1972
- 11 Kyle Abbott, 4/10-7/6/1992 (LH)
- 11 Bobby Munoz, 8/2/1994-4/20/1997 @
- 11 Matt Beech, 8/13/1996-8/2/1997 (LH) #

# Over two seasons  
@ Over three or more seasons

# INDIVIDUAL PITCHING RECORDS

Since 1900

KEY: (ML) Major League record; (MLT) Major League record tied; (NL) National League record; (NLT) National League record tied

## MOST GAMES

**Season**—90, Kent Tekulve, 1987 (RH); 84, Rheal Cormier, 2004 (LH)

**Consecutive**—9, Kent Tekulve, 1987

**Rookie**—65, Jack Baldschun, 1961

**Career**—529, Robin Roberts

## MOST GAMES STARTED

**Season**—45, Grover Alexander, 1916 (RH); 41, Steve Carlton, 1972 (LH)

**Rookie**—42, George McQuillan, 1908

**Career**—499, Steve Carlton (LH); 472, Robin Roberts (RH)

**Consecutive, no relief appearances**—499, Steve Carlton

## MOST COMPLETE GAMES

**Season**—38, Grover Alexander, 1916 (RH); 34, Doc White, 1902 (LH)

**Rookie**—32, George McQuillan, 1908

**Career**—272, Robin Roberts

**Consecutive**—28, Robin Roberts, 8/28/1952-7/5/1953

## MOST INNINGS PITCHED

**Game**—20.0, Tully Sparks, 8/24/1905 vs CHI (L 2-1); Mule Watson, 7/17/1918 at CHI (L 2-1); Joe Oeschger, 4/30/1919 vs BKN (T 9-9)

**Season**—389.0, Grover Alexander, 1916 (RH); 346.1, Steve Carlton, 1972 (LH)

**Season, reliever**—166.2, Andy Karl, 1945

**Rookie**—367.0, Grover Alexander, 1911

**Career**—3,739.1, Robin Roberts

## MOST CONSECUTIVE SCORELESS INNINGS

**Reliever**—32.2, Larry Andersen, 1984

**Starter**—41.0, Grover Alexander, 1911

**Start of career**—24.0, George McQuillan, 5/8-9/29/1907 (gm 1) (NL)

## MOST CONSECUTIVE BATTERS RETIRED

**Game**—27, Curt Simmons, 5/16/1953 at MIL (Bruton single to start game; then retired next 27); Robin Roberts, 5/13/1954 vs. CIN (Adams HR to start game; then retired next 27); Jim Bunning, 6/21/1964 at NYM (gm 1) (perfect game); Roy Halladay, 5/29/2010 at FLA (perfect game)

**Extra innings**—32, Rick Wise, 9/18/1971 vs CHI (12 inn.) W 4-3

## MOST BATTERS FACED

**Inning**—16, Hal Kelleher, 8th, 5/5/1938 at CHI; (L 21-2) (MLT)

## MOST AT-BATS

**Inning**—14, Hal Kelleher, 8th, 5/5/1938 at CHI (MLT)

## MOST HITS ALLOWED

**Inning**—11, Reggie Grabowski, 9th, (10 singles) 8/4/1934 vs NYG (gm 2) (NL)

**Consecutive hits, inning**—9, Erskine Mayer, 9th, 8/18/1913

**Game**—22, Dutch Schesler, 7/11/1931 vs NYG (gm 1) (8 inn.); 24, Joe Oeschger, 4/30/1919 vs BKN (20 inn.)

**Shutout, game**—12, George Smith, 4-0, 8/12/1921 at BOS (gm 2)

**Season**—348, Claude Passeau, 1937 (RH); 293, Steve Carlton, 1973 (LH)

**Rookie**—285, Grover Alexander, 1911; 283, Curt Davis, 1934

**Career**—3,661, Robin Roberts

## FEWEST HITS ALLOWED

**No-hitters, Phillies**—11, since 1900 (see separate chart in guide)

**No-hitters, opponents**—24, since 1900 (see separate chart in guide)

**One-hitter, career**—5, Grover Cleveland Alexander and Steve Carlton

## MOST RUNS ALLOWED

**Inning**—12, Hal Kelleher, 8th, 5/5/1938 at CHI; (L 21-2) (NL)

**Game**—17, Bill Duggleby, 9/19/1903 at CIN (gm 1); (L 17-7)

**Season**—178, Ray Benge, 1930 (RH); 164, Les Sweetland, 1930 (LH)

**Rookie**—141, Ham Iburg, 1902

**Career**—1,591, Robin Roberts

## MOST EARNED RUNS ALLOWED

**Season**—147, Robin Roberts, 1956 (RH); 143, Les Sweetland, 1930 (LH)

**Rookie**—130, Wayne LaMaster, 1937 (LH)

**Career**—1,437, Robin Roberts

## MOST HOME RUNS ALLOWED

**Inning**—4, Bill Kerksieck, 4th, 8/13/1939 at NYG (gm 1);

Charlie Bicknell, 6th, 6/6/1948 at STL (gm 1);

Kyle Gibson, 1st, 7/2/2022 vs STL (MLT)

**Consecutive, inning**—4, Kyle Gibson, 1st, 7/2/2022 vs STL (MLT)

**Game**—6, Bill Kerksieck, 8/13/1939 at NYG (gm 1) (MLT)

**Season**—46, Robin Roberts, 1956 (RH);

43, Eric Milton, 2004 (LH)

**Rookie**—25, Ray Semproch, 1958 and Nick Pivetta, 2017 (RH); Matt Beech, 1997 (LH)

**Career**—402, Robin Roberts (185 home, 217 away)

## MOST GRAND SLAMS

**Game**—2, June Greene, 7/6/1929 vs STL (gm 2) (MLT)

**Consecutive games**—2, Bubba Church, 9/24-27/1950;

Tug McGraw, 8/5-11/1979; Doug Bair, 7/7-9/1987;

Tommy Greene, 8/22-27/1995 (MLT)

**Month**—2, June Greene, July 1929; Bubba Church, Sept.

1950; Tug McGraw, Aug. 1979; Doug Bair, July 1987;

Tommy Greene, August 1995; Roy Halladay, May 2012

**Season**—4, Tug McGraw, 1979 (MLT)

## MOST TOTAL BASES

**Inning**—19, David Buchanan, 2nd, 8/11/2015 at ARI

## MOST WALKS

**Inning**—Unknown

**Game**—12, Fred Mitchell, 7/27/1903 vs BKN; Curt Simmons, 9/6/1948 vs NYG (6.1 inn., called due to darkness after 7)

**Season**—164, Earl Moore, 1911 (RH); 136, Steve Carlton, 1974 (LH)

**Rookie**—107, Jack Hamilton, 1962

**Career**—1,252, Steve Carlton

## INDIVIDUAL PITCHING RECORDS

### MOST STRIKEOUTS

**Inning**—4, Doc White, 7/21/1902 vs BKN, 5th; Jake Thompson, 8/12/2016 vs COL, 2nd

**Immaculate inning (3 SO on 9 pitches)**—Andy Ashby, 6/15/1991 vs CIN; Juan Perez, 7/8/2011 vs ATL; Cole Hamels, 5/17/2014 vs CIN

**Game, RH**—17, Art Mahaffey, 4/23/1961 vs CHI (gm 2)

**Game, LH**—16, Steve Carlton, 6/9/1982 vs CHI; Cliff Lee, 5/6/2011 vs ATL

**Game, extra innings**—18, Chris Short, 15 IP, 10/2/1965 at NYM (gm 2)

**Consecutive, reliever**—6, Jack Meyer, 9/22/1958 vs PIT (gm 1), 12th-13th inn. (1st 6 batters); Willie Hernandez, 7/3/1983 vs NYM, 8th-9th inn. (all 6 he faced); Antonio Bastardo, 4/8/2011 at ATL, 6th-7th inn. (final 6 he faced), & 8/5/2014 vs HOU, 11th-12th inn.; Victor Arano, 4/14/2019 at MIA, 12th-13th inn. (all 6 he faced)

**Consecutive, starter**—10, Aaron Nola, 6/25/2021 at NYM (gm 1) (MLT)

**Consecutive, start of game**—6, Brandon Duckworth, 8/5/2002 vs LAD

**Consecutive, start of game, opp.**—8, German Marquez, 9/26/2018 at COL

**Season, starter**—319, Curt Schilling, 1997 (RH); 310, Steve Carlton, 1972 (LH)

**Season, reliever**—153, Dick Selma, 1970 (134 inn.) (NL)

**Rookie**—227, Grover Alexander, 1911

**Career**—3,031, Steve Carlton

### MOST HIT BATSMEN

**Inning**—Unknown

**Game**—4, Charley Schanz, 7/15/1945 vs CIN (gm 1) (MLT)

**Season**—19, Fred Mitchell, 1903; Jim Bunning, 1966 (RH); 16, John Lush, 1906 (LH)

**Career**—72, Jim Bunning

### MOST WILD PITCHES

**Inning**—Unknown

**Game**—5, Ken Howell, 4/5/1989 at CHI (W 12-4)

**Season**—22, Jack Hamilton, 1962 (RH); 14, Chris Short, 1961 (LH)

**Rookie**—22, Jack Hamilton, 1962

**Career**—120, Steve Carlton

### MOST WINS

**Season**—33, Grover Alexander, 1916 (RH); 27, Steve Carlton, 1972 (LH)

**Season, reliever**—16, Jim Konstanty, 1950

**Highest pct., team's wins**—45.8, Steve Carlton, 1972, 27-10 (59-97) (NL)

**Consecutive, season**—15, Steve Carlton, 6/7-8/17/1972

**Consecutive games, relief pitcher**—3, Gene Garber, 5/15 (gm 2)-16-17/1975; Mitch Williams, 8/4-6-7/1991 (MLT)

**Rookie**—28, Grover Alexander, 1911 (ML)

**Career**—241, Steve Carlton (LH); 234, Robin Roberts (RH)

**Career, reliever**—54, Ron Reed

**Winning percentage, season**—800, Robin Roberts (28-7), 1952 (RH); 741, Steve Carlton (27-10), 1972 (LH)

**Wins at Baker Bowl, season**—20, Grover Alexander, 1914 (lost 4)

**Wins at Baker Bowl, career**—101, Grover Alexander

**Wins at Shibe Park/Connie Mack Stadium, season**—14, Robin Roberts, 1952 (lost 2) and 1955 (lost 4)

**Wins at Shibe Park/Connie Mack Stadium, career**—126, Robin Roberts

**Wins at Veterans Stadium, season**—17, Steve Carlton, 1977 (lost 3)

**Wins at Veterans Stadium, career**—138, Steve Carlton (lost 62)

**Wins at Citizens Bank Park, season**—12, Roy Halladay, 2010 (lost 5)

**Wins at Citizens Bank Park, career**—56, Cole Hamels (lost 45)

### MOST LOSSES

**Season**—24, Charles Fraser, 1904 (RH); 22, Eppa Rixey, 1920 (LH)

**Season, reliever**—12, Gene Garber, 1975 (10-12)

**Consecutive, season**—12, Russ Miller, 5/12-8/12/1928; Hugh Mulcahy, 8/4-9/23/1940; Ken Reynolds, 5/29-8/25/1972

**Consecutive, start of season**—12, Russ Miller, 1928; Ken Reynolds, 1972

**Without a win, season**—12, Russ Miller, 1928 (NL)

**Rookie**—19, Al Gerheuser, 1943

**Career**—199, Robin Roberts (RH); 161, Steve Carlton (LH)

### MOST SHUTOUTS

**First ML game**—Eddie Stack, 6/7/1910, 1-0, vs CHI; Earl Caldwell, 9/8/1928, 4-0, vs BOS; Hal Kelleher, 9/17/1935, 1-0, vs CIN; Niles Jordan, 8/26/1951, 2-0, vs CIN; Dave Downs, 9/2/1972, 3-0, at ATL

**Opening Day**—3, Chris Short, 1965, 1968, 1970 (NLT)

**Season**—16, Grover Alexander, 1916 (ML)

**Consecutive**—4, Grover Alexander, 9/7-13-17-21/1911

**1-0 wins, season**—4, Grover Alexander, 1916

**1-0 losses, season**—5, George McQuillan, 1908; Jim Bunning, 1967 (MLT)

**Lost, season**—8, George McQuillan, 1908

**Rookie**—7, George McQuillan, 1908; Grover Alexander, 1911; 5, Ray Culp, 1963

**Career**—61, Grover Alexander

### MOST SAVES

**Consecutive appearances**—13, Steve Bedrosian, 5/25-6/30/1987

**Consecutive, without a blown save**—44, Brad Lidge, 4/7/2008-4/13/2009 (not including postseason)

**Season**—45, Jose Mesa, 2002 (RH); 43, Mitch Williams, 1993 (LH)

**Rookie**—16, Jack Meyer, 1955; Seranthony Dominguez, 2018

**Career**—123, Jonathan Papelbon (RH); 102, Mitch Williams (LH)

### MOST GAMES FINISHED

**Season**—70, Billy Wagner, 2005 (LH); 64, Jose Mesa, 2002 (RH) and Jonathan Papelbon, 2012 (RH)

**Career**—313, Tug McGraw (LH); 255, Ron Reed (RH)

### MOST SACRIFICE FLIES

**Season**—15, Randy Lerch, 1979 (NL)

### MOST BALKS

**Season**—11, Steve Carlton, 1979 (NL)

### LOWEST EARNED RUN AVERAGE

**Season**—1.22, Grover Alexander, 1915

**Rookie**—1.53, George McQuillan, 1908

### 20 WINS, 20 LOSSES NEXT SEASON

Eppa Rixey (22-10) 1916, (16-21) 1917; Steve Carlton (27-10) 1972, (13-20) 1973

### TRIPLE CROWN (W-SO-ERA), NATIONAL LEAGUE

Grover Alexander, 31-241-1.22, 1915

Grover Alexander, 33-167-1.55, 1916

Grover Alexander, 30-201-1.86, 1917

Steve Carlton, 27-310-1.97, 1972

## TEAM PITCHING RECORDS

Since 1900 ("Fewest" records do not include shortened seasons)

KEY: (ML) Major League record; (MLT) Major League record tied; (NL) National League record; (NLT) National League record tied

### NUMBER OF PITCHERS

**Most**—35, 2021 (162 games); 26, 1995 (144 games)

**Fewest**—11, 1976 (162 games)

### MOST COMPLETE GAMES

**Season**—131 in 1904

**Fewest, season**—0 in 2018

### MOST INNINGS

**Game**—20, 8/24/1905 vs CHI (L 2-1); 7/17/1918 at CHI (L 2-1); 4/30/1919 vs BKN (T 9-9); 5/4/1973 vs ATL (W 5-4); 7/7/1993 vs LAD (W 7-6)

**Season**—1,480 in 1980

**Fewest, season**—1,299 in 1907 (154 games) (ML)

### MOST HITS ALLOWED

**Inning**—Unknown

**Consecutive, inning**—10, 6/12/1922 vs STL, 6th

**Game**—30, 9/2/1925 vs NYG (gm 2) (L 24-9)

**Season**—1,993 in 1930 (ML)

**Fewest, season**—1,086 in 1918

### MOST RUNS ALLOWED

**Inning**—14, 8/25/1922 at CHI, 4th

**Game**—28, 7/6/1929 vs STL (gm 2) (L 28-6) (NL)

**Season**—1,199 in 1930 (ML)

**Fewest, season**—445 in 1908

### MOST EARNED RUNS ALLOWED

**Season**—1,024 in 1930 (ML)

**Fewest, season**—332 in 1915 (ML)

### MOST HOME RUNS ALLOWED

**Inning**—4, 8/13/1939 at NYG (gm 1), 4th; 6/6/1948 at STL, 2nd; 6/22/1997 vs ATL, 3rd; 7/2/2022 vs STL, 1st

**Game**—9, 9/4/1999 vs CIN (NL)

**Season**—258 in 2019

**Fewest, season**—49 in 1944 (since 1940)

### MOST GRAND SLAMS

**Game**—2, 9/5/1924 vs NYG; 7/6/1929 vs NYG; 5/1/1933 vs PIT; 4/30/1938 vs BOS; 7/14/97 at ATL

**Season**—8 in 1933 and 1974

### MOST PINCH HOMERS

**Game**—2, 6/9/1954 vs CHI; 8/15/1962 vs NYM (13 inn.); 9/17/1963 vs NYM; 6/19/2010 vs MIN (10 inn.); 7/30/2019 vs SF (MLT)

### MOST WALKS

**Inning**—Unknown

**Game**—18, 8/24/2013 vs ARI (18 inn.)

**Season**—682 in 1974

**Fewest, season**—259 in 1901

### MOST STRIKEOUTS

**Inning**—4, Doc White, 7/21/1902 vs BKN, 5th; Jake Thompson, 8/12/2016 vs COL, 2nd (MLT)

**Game, 9 innings**—18, 5/6/2011 vs ATL (Cliff Lee, J.C. Romero, Danys Baez)

**Game, extra innings**—21, 9/22/1958 vs PIT (gm 1) (14 inn.) (Seth Morehead, Dick Farrell, Jack Meyer); 10/2/1965 at NYM (gm 2) (18 inn.) (Chris Short, Gary Wagner, Jack Baldschun)

**Season**—1,480 in 2021

**Fewest, season**—284 in 1900

### MOST HIT BATSMEN

**Inning**—3, 5/15/1960 vs CIN (gm 1), 8th

**Game**—Unknown

**Season**—77 in 2003

**Fewest, season**—13 in 1950

### MOST WILD PITCHES

**Inning**—Unknown

**Game**—5, 4/5/1989 at CHI; 5/4/1997 at COL

**Season**—91 in 1989

**Fewest, season**—14 in 1952

### MOST BALKS

**Inning**—Unknown

**Game**—2, 29 times; last: 4/20/2012 at SD

**Season**—27 in 1984

**Fewest, season**—0 in 1946 & 1955 (MLT)

### MOST WINS

**Season**—102 in 2011

**Fewest, season**—42 in 1942

### MOST LOSSES

**Season**—111 in 1941

**Fewest, season**—60 in 2011

### MOST SHUTOUTS

**Season, won**—26 in 1916

**Season, lost**—23 in 1908 and 1909

**Longest**—18.0 inn., 10/2/1965 at NYM (T, 0-0)

**Fewest, season**—2 in 1942

**1-0 shutouts, won**—7 in 1913

**Longest 1-0 win**—16.0 inn., 5/17/1991 vs CHI

**1-0 shutouts, lost**—10 in 1967 (MLT)

**Consecutive, games**—4 in 1951 (Robin Roberts, 7/25 at STL; Ken Johnson, 7/26 at STL; Bubba Church, 7/27 at CHI; Russ Meyer, 7/28 at CHI) and 1969 (Jerry Johnson, 8/13 at ATL; Woodie Fryman, 8/14 at ATL; Grant Jackson, 8/15 vs HOU; Rick Wise, 8/16 vs HOU)

**Consecutive innings**—41 in 1951

**Consecutive 1-0 losses, season**—3, 5/11-12-13/1960 (MLT)

### MOST SAVES

**Season**—48 in 1987

**Fewest, season**—15 in 1972

### LOWEST EARNED RUN AVERAGE

**Season**—2.18 in 1915

### HIGHEST EARNED RUN AVERAGE

**Season**—6.70 in 1930 (ML)



LIVE LOOK-INS AND ANALYSIS ON  
**MLB TONIGHT**  
WITH LIVE GAMES EVERY WEEK



GO TO  
**FINDMLBNETWORK.COM**  
FOR CHANNEL NUMBER



## DEFENSE



## LEAGUE LEADERS – DEFENSE

|      |                      |       |      |                     |       |      |                      |       |
|------|----------------------|-------|------|---------------------|-------|------|----------------------|-------|
| 1900 | Nap Lajoie, 2b       | .954  | 1943 | Pinky May, 3b       | .963  | 1979 | Larry Bowa, ss       | .991  |
|      | Ed McFarland, c      | .963  | 1946 | Frank McCormick, 1b | .999  | 1980 | Pete Rose, 1b        | .997  |
| 1901 | Harry Wolverton, 3b  | .921  | 1947 | Dutch Leonard, p    | 1.000 |      | Steve Carlton, p     | 1.000 |
|      | Bill Hallman, 2b     | .971  | 1953 | Willie Jones, 3b    | .993  | 1982 | Garry Maddox, cf     | .992  |
| 1903 | Harry Wolverton, 3b  | .941  | 1954 | Willie Jones, 3b    | .968  |      | Manny Trillo, 2b     | .994  |
| 1904 | Harry Wolverton, 3b  | .925  | 1955 | Willie Jones, 3b    | .960  | 1984 | Ozzie Virgil, c      | .994  |
| 1906 | Roy Thomas, of       | .986  |      | Andy Seminick, c    | .994  | 1986 | Mike Schmidt, 3b     | .980  |
| 1909 | Kitty Bransfield, 1b | .989  | 1956 | Willie Jones, 3b    | .973  | 1994 | Milt Thompson, of    | 1.000 |
| 1910 | Mickey Doolan, ss    | .948  | 1958 | Willie Jones, 3b    | .967  | 1995 | Jim Eisenreich, of   | 1.000 |
| 1911 | Sherry Magee, of     | .981  |      | Robin Roberts, p    | 1.000 | 1999 | Mike Lieberthal, c   | .997  |
| 1913 | Hans Lobert, 3b      | .974  | 1962 | Tony Gonzalez, of   | 1.000 | 2002 | Doug Glanville, cf   | 1.000 |
|      | Bill Killefer, c     | .988  | 1963 | Tony Taylor, 2b     | .986  | 2004 | Placido Polanco, 2b  | .995  |
| 1914 | Hans Lobert, 3b      | .944  |      | Don Demeter, of     | 1.000 | 2006 | Shane Victorino, of  | 1.000 |
| 1915 | Bobby Byrne, 3b      | .969  |      | Chris Short, p      | 1.000 | 2007 | Aaron Rowand, of     | .995  |
| 1916 | Bill Killefer, c     | .985  | 1964 | Tony Gonzalez, of   | .996  | 2008 | Jimmy Rollins, ss    | .988  |
| 1917 | Dode Paskert, of     | .984  | 1966 | Bill White, 1b      | .994  | 2009 | Jimmy Rollins, ss    | .990  |
|      | Bill Killefer, c     | .984  | 1967 | Bobby Wine, ss      | .980  | 2010 | Placido Polanco, 3b  | .986  |
| 1922 | Butch Henline, c     | .983  |      | Tony Gonzalez, of   | .993  | 2011 | Placido Polanco, 3b  | .977  |
| 1924 | Heinie Sand, ss      | .959  | 1968 | Cookie Rojas, 2b    | .987  |      | Shane Victorino, of  | 1.000 |
|      | George Harper, of    | .986  |      | Johnny Callison, of | 1.000 | 2012 | Jimmy Rollins, ss    | .978  |
| 1927 | Jimmy Cooney, ss     | .978  |      | Larry Jackson, p    | 1.000 | 2014 | Jimmy Rollins, ss    | .988  |
|      | Dick Spalding, of    | .992  | 1971 | Larry Bowa, ss      | .987  |      | Cole Hamels, p       | 1.000 |
| 1929 | Walt Lerian, c       | .986  |      | Rick Wise, p        | 1.000 | 2016 | Freddy Galvis, ss    | .987  |
| 1932 | Pinky Whitney, 3b    | .960  | 1972 | Don Money, 3b       | .978  |      | Jeremy Hellickson, p | 1.000 |
|      | Don Hurst, 1b        | .993  |      | Larry Bowa, ss      | .987  | 2017 | Freddy Galvis, ss    | .989  |
| 1935 | Johnny Vergez, 3b    | .953  | 1973 | Greg Luzinski, of   | .993  |      | Aaron Nola, p        | 1.000 |
| 1937 | Pinky Whitney, 3b    | .982  |      | Ken Brett, p        | 1.000 | 2018 | Aaron Nola, p        | 1.000 |
|      | Dolph Camilli, 1b    | .994  | 1974 | Larry Bowa, ss      | .984  | 2019 | Aaron Nola, p        | 1.000 |
| 1939 | Pinky May, 3b        | .956  | 1976 | Dave Cash, 2b       | .988  | 2021 | J.T. Realmuto, c     | .999  |
| 1940 | Ham Schulte, 2b      | .980  | 1978 | Larry Bowa, ss      | .986  | 2022 | Nick Castellanos     | 1.000 |
| 1941 | Pinky May, 3b        | .972  |      | Bob Boone, c        | .991  |      |                      |       |
| 1942 | Danny Litwhiler, of  | 1.000 |      | Bake McBride, of    | .996  |      |                      |       |

### ALL-TIME FIELDING TEAM

| Pos. | Player           | Year | G   | TC   | E | PCT    |
|------|------------------|------|-----|------|---|--------|
| 1B   | Frank McCormick  | 1946 | 134 | 1283 | 1 | .999   |
| 2B   | Placido Polanco  | 2004 | 109 | 571  | 3 | .995   |
| SS   | Larry Bowa       | 1979 | 146 | 683  | 6 | .991   |
| 3B   | Placido Polanco  | 2010 | 123 | 351  | 5 | .986   |
| OF   | Danny Litwhiler  | 1942 | 151 | 317  | 0 | #1.000 |
| OF   | Tony Gonzalez    | 1962 | 114 | 276  | 0 | #1.000 |
| OF   | Don Demeter      | 1963 | 119 | 172  | 0 | #1.000 |
| OF   | Johnny Callison  | 1968 | 109 | 197  | 0 | #1.000 |
| OF   | Jim Eisenreich   | 1995 | 111 | 207  | 0 | #1.000 |
| OF   | Doug Glanville   | 2002 | 117 | 227  | 0 | #1.000 |
| OF   | Shane Victorino  | 2011 | 130 | 296  | 0 | #1.000 |
| OF   | Nick Castellanos | 2022 | 123 | 230  | 0 | #1.000 |
| C    | J.T. Realmuto    | 2021 | 118 | 1088 | 1 | .999   |
| P    | Eppa Rixey       | 1917 | 39  | 108  | 0 | #1.000 |

# Tied league record

### DID YOU KNOW?

The Phillies team record for most errors in a game is nine, occurring on Aug. 5, 1904 vs Cincinnati. The Phils have made eight errors in a game twice, April 24, 1922 vs New York and Aug. 18, 1941 vs Cincinnati.



## TRIPLE PLAYS

### TURNED BY PHILLIES

| Date      | Opponent | Fielders   | Batter     |
|-----------|----------|--|------------|
| 9/8/1890  | vs BKN   | Allen (ss) to Myers (2b) to McCauley (1b)  | Smith      |
| 4/23/1891 | vs BKN   | Shindle (3b) to Allen (ss)   | O'Brien    |
| 9/5/1908  | vs NYG   | Doolan (ss) to Knabe (2b) to Doooin (c) to Grant (3b) to Doolan to Doooin to Grant | Devlin     |
| 9/4/1909  | vs BKN   | Doolan (ss) to Ward (2b) to Bransford (1b) to Doooin (c)                           | Bell       |
| 8/12/1916 | vs NYG   | Bancroft (ss) to Byrne (3b) to Bancroft  | Robertson  |
| 5/26/1918 | at CIN   | Bancroft (ss) to Luderus (1b)  | Magee      |
| 7/6/1923  | vs PIT   | Mokan (lf) to Henline (c) to Sand (ss)   | Carey      |
| 7/4/1924  | at NYG   | Ford (3b) to Sand (ss) to Holke (1b)   | Groh       |
| 5/1/1925  | vs BOS   | Schultz (rf) to Henline (c) to Fonseca (2b)  | O'Neil     |
| 6/29/1925 | vs BKN   | Carlson (p) to Sand (ss) to Hawks (1b)   | DeBerry    |
| 6/3/1929  | at PIT   | Thompson (2b) to Hurst (1b) to Friberg (ss)  | Grimes     |
| 9/16/1930 | vs PIT   | Thompson (2b) to Sherlock (1b)   | Traynor    |
| 7/1/1931  | vs CHI   | Mallon (2b) to Friberg (1b) to Bartell (ss)  | Taylor     |
| 4/26/1935 | at NYG   | Wilson (c) to Bivin (p) to Ryan (ss) to Camilli (1b)                               | Mancusco   |
| 7/23/1948 | at CIN   | Caballero (3b) to Hamner (2b) to Sisler (1b)                                       | Stallcup   |
| 6/23/1949 | at PIT   | Miller (2b) to Hamner (ss) to Sisler (1b)  | Stevens    |
| 6/22/1950 | vs PIT   | Miller (p) to Hamner (ss) to Waitkus (1b) to Seminick (c)                          | Bell       |
| 9/25/1955 | at NYG   | Kazanski (ss) to Morgan (2b) to Blaylock (1b)                                      | Hoffman    |
| 6/28/1958 | vs STL   | Hemus (2b) to Anderson (1b)  | K. Boyer   |
| 5/17/1964 | at HOU   | Herrnstein (1b) to Wine (ss) to Herrnstein to Triandos (c)                         | Grote      |
| 8/15/1964 | at NYM   | Boozler (p) to Amaro (ss) to Thomas (1b)   | Klaus      |
| 10/2/1964 | at CIN   | Johnson (lf) to Wine (ss) to Taylor (2b) to Power (1b)                             | D. Johnson |
| 8/15/1967 | vs NYM   | Allen (3b) to Rojas (2b) to White (1b)   | Linz       |
| 5/4/1968  | vs PIT   | Wine (ss) to Rojas (2b) to White (1b)  | Mota       |
| 4/28/1991 | vs SD    | Ready (2b) to Jordan (1b)  | T. Gwynn   |
| 9/20/1992 | at PIT   | Morandini (2b) unassisted  | King       |
| 8/20/1998 | at SF    | Arias (ss) to Lewis (2b) to Brogna (1b)  | Kent       |
| 5/15/1999 | vs NYM   | Arias (ss) to Jordan (2b)  | Piazza     |
| 4/21/2007 | at CIN   | Nunez (3b) to Utley (2b) to Helms (1b)   | Ross       |
| 9/12/2007 | vs COL   | Dobbs (3b) to Utley (2b)   | Holliday   |
| 8/23/2009 | at NYM   | Bruntlett (2b) unassisted  | Francoeur  |
| 8/7/2016  | at SD    | Franco (3b) to Hernández (2b) to Joseph (1b)                                       | Blash      |
| 8/27/2017 | vs CHI   | Hoskins (lf) to Hernández (2b) to Joseph (1b)                                      | Báez       |

### TURNED VS PHILLIES

| Date      | Opponent | Fielders  | Batter     |
|-----------|----------|---|------------|
| 9/8/1885  | vs NYG   | Connor (1b) to Gerhardt (2b)  | Ferguson   |
| 8/4/1887  | at CHI   | Pfeffer (2b) to Williamson (ss) to Burns (3b)                                 | McGuire    |
| 9/11/1894 | at PIT   | Steere (ss) to Beckley (1b) to Sugden (c) to Bierbauer (2b)                   | Delahanty  |
| 6/26/1902 | vs NYG   | Bean (ss) to Smith (2b) to O'Hagan (1b) to Yeager (c)                         | Jacklitsch |
| 7/27/1907 | at PIT   | Nealon (1b) to Wagner (ss) to Nealon  | Courtney   |
| 9/23/1907 | at CHI   | Howard (1b) to Tinker (ss)  | Doooin     |
| 9/3/1908  | vs BKN   | Pastorius (p) to Alperman (2b) to Jordan (1b)                                 | Doooin     |
| 10/9/1911 | vs BOS   | Ingerton (ss) to Sweeney (2b) to Houser (1b)                                  | Knabe      |
| 4/24/1914 | at NYG   | Doyle (2b) to Merkle (1b) to Fletcher (ss) to McLean (c)                      | Luderus    |
| 7/17/1919 | vs STL   | Lavan (ss) to Hornsby (3b)  | Sicking    |
| 7/7/1920  | at PIT   | Cooper (p) to Caton (ss) to Grimm (1b)  | Wheat      |
| 8/21/1920 | at PIT   | Cooper (p) to McKechnie (3b) to Whitted (1b)                                  | LeBourveau |
| 7/27/1921 | at STL   | Hornsby (ss) to Toporcer (2b) to Fournier (1b)                                | Rapp       |
| 9/3/1922  | at NYG   | Youngs (rf) to Bancroft (ss) to Groh (3b) to Kelly (1b)                       | Smith      |
| 10/6/1923 | at BOS   | Padgett (ss) unassisted   | Holke      |
| 7/30/1924 | vs STL   | Bottomley (1b) to Cooney (ss) to Hornsby (2b)                                 | Mokan      |
| 9/6/1924  | vs NYG   | Frisch (2b) to Terry (1b)   | Schultz    |
| 5/18/1929 | vs BKN   | Hendrick (1b) to Bancroft (ss)  | O'Doul     |
| 5/25/1929 | at BKN   | Bancroft (ss) to Hendrick (1b) to Moore (2b)                                  | Peel       |
| 5/29/1934 | at BOS   | Frankhouse (p) to Jordan (1b) to Urbanski (ss)                                | Jeffries   |
| 8/4/1934  | vs NYG   | Critz (2b) to Terry (1b) to Jackson (ss)                                      | Allen      |
| 9/16/1936 | vs STL   | Haines (p) to Mize (1b) to Durocher (ss)                                      | Grace      |
| 7/12/1937 | vs NYG   | Ott (rf) to Mancusco (c) to Bartell (ss) to Chiozza (3b)                      | Arnovich   |
| 9/6/1942  | vs BOS   | Earley (p) to Miller (ss) to West (1b)  | Murtaugh   |
| 8/23/1947 | vs STL   | Rice (c) to Marion (ss) to Musial (1b)  | Gilbert    |
| 5/21/1950 | vs STL   | Garagiola (c) to Glaviano (3b) to Marion (ss) to Musial (1b)                  | Waitkus    |
| 8/30/1953 | vs CIN   | Bridges (2b) to McMillian (ss) to Kluzewski (1b)                              | Hamner     |
| 7/6/1960  | at MIL   | Cottier (2b) to Adcock (1b) to Crandall (c) to Mathews (3b)                   | Smith      |
| 7/15/1978 | at ATL   | Horner (3b) to Hubbard (2b) to Murphy (1b)                                    | Cardenal   |
| 4/11/1981 | at STL   | Templeton (ss) to Porter (c) to Hernandez (1b) to Herr (2b) to Oberkfell (3b) | Mathews    |
| 9/3/2002  | at MTL   | Schneider (c) to Cabrera (ss) to Galarraga (1b) to Cabrera to Tatis (3b)      | Anderson   |
| 8/19/2004 | vs HOU   | Ensberg (3b) to Kent (2b) to Lamb (1b)  | Pratt      |

## OUTFIELD ASSISTS

### 14 OR MORE OUTFIELD ASSISTS

(Since 1910)

|                         |                        |                            |
|-------------------------|------------------------|----------------------------|
| 1910 Bates ..... 24     | 1925 Harper ..... 16   | 1948 Ennis ..... 15        |
| 1911 Titus ..... 22     | 1926 Mokan ..... 16    | Ashburn ..... 14           |
| 1911 Paskert ..... 20   | Leach ..... 15         | 1949 Ennis ..... #16       |
| Magee ..... 14          | Williams ..... 14      | 1951 Ashburn ..... 15      |
| 1912 Cravath ..... #26  | 1927 Leach ..... *26   | Ennis ..... 14             |
| Paskert ..... 19        | Williams ..... 22      | 1952 Ashburn ..... *23     |
| 1913 Cravath ..... 20   | 1928 Sothern ..... *19 | 1953 Ashburn ..... *18     |
| Paskert ..... 19        | 1929 Klein ..... 18    | Ennis ..... 14             |
| 1914 Cravath ..... #34  | O'Doul ..... 14        | 1957 Ashburn ..... *18     |
| Paskert ..... 19        | 1930 Klein ..... †44   | 1959 H. Anderson ..... *17 |
| Becker ..... 17         | Sothern ..... 15       | 1960 Walters ..... 17      |
| 1915 Cravath ..... *28  | 1931 Arlett ..... 14   | 1962 Callison ..... *24    |
| 1916 Cravath ..... 17   | 1932 Klein ..... *29   | 1963 Callison ..... *26    |
| Paskert ..... 14        | Davis ..... 15         | 1964 Callison ..... *19    |
| 1917 Paskert ..... 19   | 1933 Klein ..... *21   | 1965 Callison ..... *21    |
| Whitted ..... 19        | Fullis ..... 15        | 1972 Montanez ..... #15    |
| Cravath ..... 17        | 1934 Allen ..... 19    | 1973 Unser ..... 14        |
| 1918 Cravath ..... 19   | Moore ..... 18         | 1982 Matthews ..... 14     |
| Meusel ..... 14         | 1935 Allen ..... *26   | 1985 Wilson ..... *18      |
| 1919 Meusel ..... 14    | Moore ..... 18         | 1986 Wilson ..... *20      |
| 1920 Williams ..... 22  | Watkins ..... 18       | 1987 Wilson ..... *18      |
| LeBourveau ..... 16     | 1938 Arnovich ..... 18 | 1988 Bradley ..... 14      |
| Stengel ..... 16        | 1943 Northey ..... 19  | 1998 Abreu ..... 17        |
| 1921 Williams ..... *29 | 1944 Northey ..... #24 | Glanville ..... 14         |
| Meusel ..... 18         | 1945 DiMaggio ..... 16 | 2001 Burrell ..... *18     |
| 1922 Walker ..... 24    | 1946 Wyrstek ..... 18  |                            |
| Williams ..... 19       | Ennis ..... 16         | * League leader            |
| 1923 Walker ..... 19    | 1947 Walker ..... 15   | # Tied for league lead     |
| Mokan ..... 16          |                        | † ML record                |

### SEASON TOP 10

|                         |                         |
|-------------------------|-------------------------|
| Klein, 1930 ..... 44    | Leach, 1927 ..... 26    |
| Cravath, 1914 ..... 34  | Allen, 1935 ..... 26    |
| Williams, 1921 ..... 29 | Callison, 1963 ..... 26 |
| Klein, 1932 ..... 29    | 4 with ..... 24         |
| Cravath, 1915 ..... 28  | Last: Callison, 1962    |
| Cravath, 1912 ..... 26  |                         |

### 50 OR MORE, CAREER

|                       |                       |                      |
|-----------------------|-----------------------|----------------------|
| Delahanty ..... 221   | Ennis ..... 134       | Meusel ..... 62      |
| S. Thompson ..... 202 | Paskert ..... 120     | T. Gonzalez ..... 61 |
| Titus ..... 181       | B. Hamilton ..... 100 | G. Wilson ..... 60   |
| C. Williams ..... 173 | Flick ..... 91        | Leach ..... 55       |
| R. Thomas ..... 172   | Abreu ..... 89        | Wyrstek ..... 55     |
| Klein ..... 171       | Burrell ..... 86      | Victorino ..... 54   |
| Cravath ..... 168     | Manning ..... 84      | Mokan ..... 52       |
| Ashburn ..... 154     | E. Andrews ..... 77   | Whitted ..... 51     |
| Fogarty ..... 154     | Maddox ..... 77       | Glanville ..... 51   |
| Callison ..... 153    | Luzinski ..... 67     | J. Moore ..... 50    |
| S. Magee ..... 136    | Northey ..... 63      |                      |

## CLUB FIELDING RECORDS

Since 1900 ("Fewest" records do not include shortened seasons)

KEY: (ML) Major League record; (MLT) Major League record tied; (NL) National League record; (NLT) National League record tied

### ERRORS

**Most, game**—9, 8/5/1904 vs CIN

**Most, season**—403 in 1904 (155 games)

**Fewest, season**—69 in 2022 (162 games)

### ERRORLESS GAMES

**Season**—108 in 2009 & 2022 (162 games)

**Consecutive, season**—12 in 2009

### DOUBLE PLAYS

**Most, game**—6, 3 times; last: 8/14/1962 at NYM

**Most, season**—179, in 1961 (155 games); in 1973 (162 games)

**Fewest, season**—112 in 1984 (162 games)

### CONSECUTIVE GAMES, 1 OR MORE DPS

**Season**—16 (29 DP) in 1961

### TRIPLE PLAYS

**Most, season**—3 in 1964 (MLT)

### PASSED BALLS

**Most, game**—Unknown

**Most, season**—27, in 1971 (162 games); in 1947 (155 games)

**Fewest, season**—3, in 1952, 1956 (154 games)

### PUTOUTS

**Most, season**—4,440 in 1980 (162 games)

**Fewest, season**—3,889 in 1907 (149 games) (ML)

### ASSISTS

**Most, game**—33, 4/30/1919 vs BKN (20 inn.)

**Most, season**—2,176 in 1921 (154 games)

**Fewest, season**—1,417 in 2022 (162 games) (NL)

### TOTAL CHANCES

**Most, game**—95, 4/30/1919 vs BKN (20 inn.)

**Most, season**—6,654 in 1913 (159 games)

**Fewest, season**—5,655 in 1955 (154 games) (NL)

### FIELDING PERCENTAGE

**Highest, season**—.988 in 2011 & 2022 (162 games)

**Lowest, season**—.937 in 1904 (155 games) (NL)

## FIELDING RECORDS BY POSITION

### FIRST BASE

**Pct.** .999 by Frank McCormick, 1946

**Putouts** 1,597 by Fred Luderus, 1917

**Assists** 141 by Rico Brogna, 1998

**Double Plays** 142 by Eddie Waitkus, 1950

### SECOND BASE

**Pct.** .995 by Placido Polanco, 2004

**Putouts** 450 by Emil Verban, 1947

**Assists** 562 by Frank Parkinson, 1922

**Double Plays** 141 by Dave Cash, 1974

### THIRD BASE

**Pct.** .986 by Placido Polanco, 2010

**Putouts** 229 by Ernie Courtney, 1905

**Assists** 404 by Mike Schmidt, 1974 (NL)

**Double Plays** 40 by Mike Schmidt, 1974

### SHORTSTOP

**Pct.** .991 by Larry Bowa, 1979

**Putouts** 404 by Monte Cross, 1898

**Assists** 560 by Larry Bowa, 1971

**Double Plays** 113 by Tom Thevenow, 1930

### OUTFIELD

**Pct.** 1.000 by Danny Litwhiler, 1942;

Tony Gonzalez, 1962;

Don Demeter, 1963;

Johnny Callison, 1968;

Jim Eisenreich, 1995;

Doug Glanville, 2002;

Shane Victorino, 2006 & 2011;

Nick Castellanos, 2022

**Putouts** 538 by Richie Ashburn, 1951

**Assists** 44 by Chuck Klein, 1930 (ML)

**Double Plays** 11 by Sam Thompson, 1896

### CATCHER

**Pct.** .999 by J.T. Realmuto, 2021

**Putouts** 1,151 by J.T. Realmuto, 2022

**Assists** 199 by Red Dooin, 1909

**Double Plays** 19 by Darren Daulton, 1993

### PITCHER

**Pct.** 1.000 by many (most total chances, no errors: 108 by Eppa Rixey, 1917)

**Putouts** 33 by Charlie Ferguson, 1886

**Assists** 122 by Charlie Buffinton, 1888

**Double Plays** 12 by Curt Davis, 1934



## CAREER GAMES BY POSITION

| <b>FIRST BASE</b>   | <b>YEARS</b>   | <b>GAMES</b> | <b>OUTFIELD</b>         | <b>YEARS</b>     | <b>GAMES</b> |
|---------------------|----------------|--------------|-------------------------|------------------|--------------|
| 1. Ryan Howard      | 2004-16        | 1,477        | 1. Richie Ashburn       | 1948-59          | 1,785        |
| 2. Fred Luderus     | 1910-20        | 1,298        | 2. Del Ennis            | 1946-56          | 1,601        |
| 3. Sid Farrar       | 1883-89        | 816          | 3. Sherry Magee         | 1904-14          | 1,415        |
| 4. Don Hurst        | 1928-34        | 815          | 4. Johnny Callison      | 1960-69          | 1,379        |
| 5. Kitty Bransfield | 1905-11        | 781          | 5. Bobby Abreu          | 1998-2006        | 1,331        |
|                     |                |              | 6. Cy Williams          | 1918-30          | 1,324        |
|                     |                |              | 7. Chuck Klein          | 1928-33; 36-44   | 1,284        |
|                     |                |              | 8. Garry Maddox         | 1975-86          | 1,281        |
|                     |                |              | 9. Roy Thomas           | 1899-1908; 10-11 | 1,257        |
|                     |                |              | 10. Greg Luzinski       | 1970-80          | 1,221        |
| <b>SECOND BASE</b>  | <b>YEARS</b>   | <b>GAMES</b> | <b>CATCHER</b>          | <b>YEARS</b>     | <b>GAMES</b> |
| 1. Chase Utley      | 2003-15        | 1,453        | 1. Mike Lieberthal      | 1994-2006        | 1,139        |
| 2. Tony Taylor      | 1960-71; 74-76 | 1,003        | 2. Red Dooïn            | 1902-14          | 1,124        |
| 3. Otto Knabe       | 1907-13        | 931          | 3. Bob Boone            | 1972-81          | 1,095        |
| 4. Mickey Morandini | 1990-97; 2000  | 926          | 4. Carlos Ruiz          | 2006-16          | 1,029        |
| 5. Juan Samuel      | 1983-88        | 792          | 5. Darren Daulton       | 1983; 85-95      | 965          |
| <b>THIRD BASE</b>   | <b>YEARS</b>   | <b>GAMES</b> | <b>STARTING PITCHER</b> | <b>YEARS</b>     | <b>GAMES</b> |
| 1. Mike Schmidt     | 1972-89        | 2,212        | 1. Steve Carlton (LH)   | 1972-86          | 499          |
| 2. Willie Jones     | 1947-59        | 1,495        | 2. Robin Roberts        | 1948-61          | 472          |
| 3. Pinky Whitney    | 1928-33; 36-39 | 1,078        | 3. Chris Short (LH)     | 1959-72          | 301          |
| 4. Scott Rolen      | 1996-2002      | 842          | 4. Cole Hamels (LH)     | 2006-15          | 294          |
| 5. Joe Mulvey       | 1883-89; 92    | 682          | 5. Grover Alexander     | 1911-17; 30      | 280          |
| <b>SHORTSTOP</b>    | <b>YEARS</b>   | <b>GAMES</b> | <b>RELIEF PITCHER</b>   | <b>YEARS</b>     | <b>GAMES</b> |
| 1. Jimmy Rollins    | 2000-14        | 2,058        | 1. Ryan Madson          | 2003-11          | 473          |
| 2. Larry Bowa       | 1970-81        | 1,730        | 2. Tug McGraw (LH)      | 1975-84          | 460          |
| 3. Mickey Doolan    | 1905-13        | 1,297        | 3. Ron Reed             | 1976-83          | 449          |
| 4. Granny Hamner    | 1944-59        | 924          | 4. Héctor Neris         | 2014-21          | 405          |
| 5. Heinie Sand      | 1923-28        | 772          | 5. Rheal Cormier (LH)   | 2001-06          | 363          |

## CONSECUTIVE ERRORLESS GAMES BY POSITION

Since 1900

|                        |               |                           |               |
|------------------------|---------------|---------------------------|---------------|
| <b>FIRST BASE</b>      | <b>STREAK</b> | <b>LEFT FIELD</b>         | <b>STREAK</b> |
| Frank McCormick (1946) | 131           | Danny Litwhiler (1941-43) | 166           |
| <b>SECOND BASE</b>     | <b>STREAK</b> | <b>CENTER FIELD</b>       | <b>STREAK</b> |
| Manny Trillo (1982)    | 89            | Shane Victorino (2010-12) | 273           |
| <b>THIRD BASE</b>      | <b>STREAK</b> | <b>RIGHT FIELD</b>        | <b>STREAK</b> |
| Placido Polanco (2010) | 80            | Jim Eisenreich (1994-96)  | 142           |
| <b>SHORTSTOP</b>       | <b>STREAK</b> | <b>CATCHER</b>            | <b>STREAK</b> |
| Jimmy Rollins (2009)   | 86            | Todd Pratt (2003-05)      | 124           |
|                        |               | <b>PITCHER</b>            | <b>STREAK</b> |
|                        |               | Rheal Cormier (2001-06)   | 333           |
|                        |               | Ryan Madson (2003-09)     | 333           |

## SCOUTING & PLAYER DEVELOPMENT



2022 Paul Owens Award Winners  
Andrew Painter and Darick Hall

## PRO SCOUTING STAFF



**Dean Albany**  
Special  
Assignment  
Scout



**David Chadd**  
Special  
Assignment  
Scout



**Craig Colbert**  
Special  
Assignment  
Scout



**Erick Dalton**  
Special  
Assignment  
Scout



**Todd Donovan**  
Special  
Assignment  
Scout



**Dave Holliday**  
Special  
Assignment  
Scout

## AMATEUR SCOUTING STAFF



**Darrell Conner**  
National Scouting  
Coordinator



**David Crowson**  
National Scouting  
Coordinator



**Connor Betzebe**  
Coordinator,  
Amateur Scouting



**Bryce Harman**  
Performance  
Specialist



**Alex Rosen**  
Video Coordinator



**Alex Agostino**  
Mid-Atlantic/  
Northeast Regional  
Supervisor



**Shane Bowers**  
West Regional  
Supervisor



**Buddy Hernandez**  
Southeast Regional  
Supervisor



**Brad Holland**  
Southwest Regional  
Supervisor



**Brian Kohlscheen**  
Midwest Regional  
Supervisor



**Dave Dangler**  
WA, OR, ID, MT, WY,  
AK, Western Canada



**Casey Fahy**  
NJ, NY, CT, MA,  
NH, VT, ME



**Tommy Field**  
OK, AR, Northern TX



**Zach Friedman**  
Southern CA,  
Southern NV



**Ralph Garr Jr.**  
Southern TX

## PRO SCOUTING STAFF



**Charley Kerfeld**  
Special  
Assignment  
Scout



**Mike Koplove**  
Special  
Assignment  
Scout



**Jon Mercurio**  
Special  
Assignment  
Scout



**Brad Sloan**  
Special  
Assignment  
Scout



**Dan Wright**  
Special  
Assignment  
Scout

## AMATEUR SCOUTING STAFF



**Victor Gomez**  
Southern FL, PR



**Aaron Jersild**  
GA, SC



**Kellan McKeon**  
Southern VA, NC



**Timi Moni**  
TN, KY, WV, OH



**Justin Munson**  
MO, KS, NE, IA,  
SD, ND



**Demerius Pittman**  
Southern CA, HI



**Hilton Richardson**  
AZ, CO, NM, UT



**Derrick Ross**  
IL, IN, MI, WI, MN



**Mike Stauffer**  
MS, LA, AL



**Jason Waugh**  
Northern CA,  
Northern NV



**Bo Way**  
Central and Northern  
FL, FL Panhandle



**Jeff Zona Jr.**  
PA, Western NY, DE,  
MD, DC, Northern VA,  
WV, Eastern Canada

### INDEPENDENT CONTRACTOR SCOUTS

**Tom Downey** (New York City)

**Jim Fleming** (OK)

**Les McTavish** (Western Canada)

**Wilmer Reid** (Philadelphia)

**Mark Wilson** (MN)

## INTERNATIONAL SCOUTING STAFF



**Derrick Chung**  
Asst. Director,  
International  
Scouting and  
Administration



**Josh Lipman**  
Asst. Director,  
International  
Scouting – Research  
and Information



**Jesús Méndez**  
Coordinator,  
Latin America



**Carlos Salas**  
Coordinator,  
Latin America



**Rafael Álvarez**  
Crosschecker,  
Venezuela



**Oneri Fleita**  
International  
Crosschecker



**Luis García**  
Crosschecker,  
Dominican Republic



**Andrés Hiraldo**  
Crosschecker,  
Dominican Republic



**Alex Mesa**  
International  
Crosschecker



**Álvaro Blanco**  
International Scout,  
Colombia



**Jesús Blanco**  
International Scout,  
Venezuela



**Alex Choi**  
International Scout,  
South Korea



**Cristobal Colon**  
International  
Development Scout



**Elvis García**  
International Scout,  
Venezuela



**Charlie Gastelum**  
International Scout,  
Mexico



**José Guzman**  
International Scout,  
Dominican Republic



**Jonatan Hernández**  
International Scout,  
Venezuela



**Quincy Martina**  
International Scout,  
Curaçao



**Jean Montalvo**  
International Scout,  
Dominican Republic



## INTERNATIONAL SCOUTING STAFF



**William Mota**  
International Scout,  
Venezuela



**Howard Norsetter**  
International Scout,  
Australia



**Tora Otsuka**  
International Scout,  
Japan



**Bernardo Pérez**  
International Scout,  
Dominican Republic



**Abdiel Ramos**  
International Scout,  
Panama



**Franklin Rojas**  
International Scout,  
Venezuela



**Víctor Santana**  
International Scout,  
Dominican Republic



**Claudio Scerrato**  
International Scout,  
Europe



**Koji Takahashi**  
International Scout,  
Japan



**Eddy Toledo**  
International Scout,  
Dominican Republic



**Ebert Velásquez**  
International Scout,  
Venezuela



**Youngster Wang**  
International Scout,  
Taiwan



**Miguel De Jesus**  
International Tryout  
Assistant



**Gustavo Mogollon**  
International Video  
Scouting Assistant,  
Venezuela



**Maurizio Ortiz**  
Administrator,  
International  
Scouting



**Kelvin Paulino**  
International Video  
Scouting Assistant,  
Dominican Republic



**Rafioby Ureña**  
Dominican Republic  
Data Tracker

**ASSOCIATE SCOUT – Gene Grimaldi**



## MINOR LEAGUE STAFF



### KEVIN BRADSHAW – Field Coordinator

**Born:** Webb City, MO... **Resides:** Plant City, FL... Former infielder. Joined the Phillies for the 2022 season and is now in his 34th season as a professional coach. Spent the previous seven years with the Baltimore Orioles organization, serving as manager of the Florida Complex League Orioles Orange (R) in 2021 and Aberdeen (A) from 2016-2020. Served as the Orioles minor league infield coordinator in 2015. Prior to joining the Orioles, had spent his entire baseball career with the Detroit Tigers organization, playing four seasons at the minor league level (1986-89) before beginning his coaching career in 1990. Spent 2013-14 in his second stint as Detroit's minor league infield coordinator after serving in the same capacity from 2008-10. Served as the Tigers' minor league field coordinator from 2011-12. Spent 14 seasons as a manager in the Tigers system. Began his managerial career with Bristol (R) in 1994, before managing the GCL Tigers (R, 1995-98, 2000, 2004-06), Oneonta (A, 1999), Erie (AA, 2002-03) and Lakeland (A, 2001, 2007). Named the 2000 Dwight Lowry Award winner as the Tigers Player Development Person of the Year, after leading the GCL Tigers to a second-place finish in the Eastern Division with a record of 34-26. Managed the North Shore Honu in Hawaii Winter Baseball following the 2007 season, guiding the club to a 26-12 record and the league's championship. Managed the Peoria Javelinas in the Arizona Fall league following the 2009 season, winning the championship after posting an 18-14 record. Also served as a coach with London (AA, 1990), Bristol (1991), Toledo (AAA, 1992) Lakeland (1993) and Trenton (AA, 1994).

### MANNY AMADOR – Field Coordinator, Dominican Academy

**Born:** San Juan, DR... **Resides:** Santo Domingo, DR... Former infielder. Has spent his entire professional career with the Phillies organization. Was originally signed by the club as an amateur free agent in 1993. Played for six different minor league teams in the Phillies system over six years (1993-98). Spent 1998-99 offseason coaching in winter ball. Joined the Phillies player development staff in 1999 as a coach for the Dominican Summer League Phillies (R) until 2001. Was moved to Reading (AA) as a coach in 2001. Was Clearwater's (A) coach from 2002-04 and managed Batavia (A) in 2005 before spending 11 years managing the DSL Phillies. Was named to his current position prior to the 2017 season. In 2013, was the recipient of the John Vukovich Award.



### LUKE MURTON – Director, Hitting Development

**Born:** Fort Lauderdale, FL... **Resides:** Acworth, GA... Former position player. Named director of hitting development in December 2022. Oversees the development of minor league hitters and assists with the acquisition of amateur players through the MLB draft. Before joining the Phillies, spent four years (2019-22) as scouting crosschecker and advisor to baseball operations for the San Diego Padres. Previously served as a scout for the San Francisco Giants for three years (2016-18). Began his coaching career in 2014 at Samford University (AL) as an assistant coach followed by a year in the Boston Red Sox organization as a coach with Lowell (A) in 2015. Is a 2009 graduate of Georgia Institute of Technology. Selected by the New York Yankees in the 19th round of the 2009 MLB Draft and spent five seasons (2009-13) in their minor league system. Finished his playing career with two seasons in independent ball (2013-14).

### KEVIN MAHALA – Upper Level Hitting Coordinator/Development Analyst

**Born:** Summit, NJ... **Resides:** Hoboken, NJ... Former infielder. In his fourth year with the Phillies after originally being hired as a player information assistant in 2020. Was promoted to offensive development analyst in 2022 and had upper level hitting coordinator responsibilities added for 2023. Selected by the Pittsburgh Pirates in the 18th round of the 2016 MLB Draft out of George Washington University (DC), where he earned a bachelor's degree in business administration. Played two seasons with West Virginia (A).



### JAKE ELMORE – Lower Level Hitting Coordinator

**Born:** Dothan, AL... **Resides:** Phoenix, AZ... Former infielder/outfielder. In his first year as lower level hitting coordinator after serving as hitting coach for Clearwater (A) in 2022, his first season as a coach at the professional level. Selected by the Arizona Diamondbacks in the 34th round of the June 2008 draft out of Arizona State University. Had a 14-year playing career that included parts of six seasons in the majors with the D-backs, Houston Astros, Cincinnati Reds, Tampa Bay Rays, Milwaukee Brewers and Pittsburgh Pirates. In 2013, became the first player in Astros history to play all nine positions in a season. Was also the 19th player in ML history in the modern era (since 1900) to pitch and catch in the same game. Played one season for Cibao in the Dominican Winter League. Finished his playing career with 15 games for Lehigh Valley (AAA) in 2021.

## MINOR LEAGUE STAFF



### EDWAR GONZALEZ – Latin America Hitting Coordinator/Special Advisor to Int'l Scouting

**Born:** VZ... **Resides:** Palm Beach Gardens, FL... Former outfielder. Joined the Phillies in 2023 after spending the past three seasons with the Miami Marlins organization, one as the major league assistant hitting coach (2022) and two years as minor league hitting coordinator (2020-21). Previously spent nine seasons (2011-19) with the New York Yankees organization, including four as a minor league hitting coach and four as a lower levels coordinator. Spent his entire nine-year (2002-10) playing career in the Yankees system, reaching as high as triple-A. Originally selected by the Chicago Cubs in the 37th round of the June 2001 draft out of Seminole State College (FL).

### TRAVIS HERGERT – Pitching Coordinator

**Born:** Cedar Rapids, IA... **Resides:** Mason City, IA... Former pitcher. Joined the Phillies organization as assistant pitching coordinator before the 2020 season. Served as interim pitching coordinator in 2021 before being promoted to his current position. Before joining the Phillies, spent 21 years (1999-2019) coaching at the high school and college levels. Most recently, spent 15 years on the coaching staff of North Iowa Area Community College, serving seven years (2013-19) as the head coach after eight years as the pitching coach/recruiting coordinator. Also worked as an assistant coach at Mount Mercy College (2004), Washington High School (2000-02) and Clear Creek Amana High School (1999), all located in the state of Iowa. Concurrently, he pitched two years (1999-2000) for Kirkwood Community College (IA) and two at Mount Mercy (2001-02).



### MARK LOWY – Upper Level Pitching Coordinator/Development Analyst

**Born:** Ridgewood, NJ... **Resides:** Palm Beach Gardens, FL... Former pitcher. Joined the Phillies in 2021 as an integrative baseball performance associate. Was hired as a full-time pitching development analyst the following year and added upper level pitching coordinator responsibilities for 2023. Pitched three seasons (2010-12) for Gettysburg College (PA). Previously worked as a coach for Ridgewood High School (2016-19), director of performance for Gains Sports Performance (2018-19) and associate pitching coordinator for Cressy Sports Performance (2019-21).

### VIC DIAZ – Lower Level Pitching Coordinator

**Born:** Perth Amboy, NJ... **Resides:** Port Orange, FL... Former pitcher. In his first season as lower level pitching coordinator after two seasons as a pitching coach with Clearwater (A, 2022) and the Florida Complex League Phillies (R, 2021). Before joining the Phillies, spent two years (2019-20) as the pitching coach/recruiting coordinator at Embry-Riddle Aeronautical University (FL). Prior to Embry, spent the 2018 season as a volunteer assistant coach with his alma mater, Old Dominion University (VA). In 2017, worked at Kentucky Wesleyan, where he helped the Wildcats capture their first conference title and regional appearance in school history. As a player, appeared in 58 games over four seasons (2013-16) with Old Dominion, helping guide the Monarchs to a 2014 NCAA Regional appearance. Earned his bachelor's degree in education from ODU and is currently completing his master's in organizational leadership from Embry-Riddle.



### KEITH WERMAN – Florida Complex Coordinator

**Born:** Redondo Beach, CA... **Resides:** San Diego, CA... Former infielder. In his first season as Florida Complex coordinator after joining the Phillies player development staff in 2022 as manager at Jersey Shore (A). Spent the previous five years in the San Diego Padres organization, four as major league development coordinator (2018-21) and one as a coach at El Paso (AAA, 2017). Prior to that, spent three seasons with the Hokkaido Nippon-Ham Fighters in Japan as international operations coordinator. As a high school senior, earned First-Team All-Met honors from *The Washington Post* in 2008 after hitting .450 as a catcher, going the entire season without an error or passed ball. Switched to second base at the University of Virginia, where he hit a career .309 with 178 hits and helped the Cavaliers reach the College

World Series in 2009 and 2011. Led the nation in sacrifice bunts with 27 in 2011 and 28 in 2012. Was signed by Seattle as a minor league free agent in June 2012 and played in the Mariners system for two seasons.

### ANDY ABAD – Defensive Coordinator (Outfield)

**Born:** Palm Beach, FL... **Resides:** Jupiter, FL... Former outfielder/first baseman. Was added to the Phillies player development staff in 2012 as outfield coordinator after spending the previous three years (2009-11) as a coach in the Arizona Diamondbacks minor league system. Coached for Yakima (A) in 2009 and 2010 and Visalia (A) in 2011. Former 16th-round selection by the Boston Red Sox who appeared in a combined 15 major league games between the Oakland A's (2001), Red Sox (2003) and Cincinnati Reds (2006). Played in Japan during the 2000 season. Finished his minor league career with a .290 batting average and 157 home runs in 1,480 games.



## MINOR LEAGUE STAFF



### **ADAM EVERETT – Defensive Coordinator (Infield)**

**Born:** Austell, GA... **Resides:** Kennesaw, GA... Former infielder. Joined the Phillies as minor league infield coordinator for 2022. Appeared in 880 games over 11 seasons in the majors for Houston (2001-07), Minnesota (2008), Detroit (2009-10) and Cleveland (2011). Played collegiately at the University of South Carolina and North Carolina State University before being selected in the first round of the June 1998 draft by the Boston Red Sox. Following his playing career, joined the Cleveland front office in 2012 as a special assistant to baseball operations. In 2013, joined Houston and worked with major and minor league players with a focus on the development of infielders. Served as interim bench coach for Houston in September 2014 under interim Astros manager Tom Lawless. From 2016-17, was Houston's minor league infield

coordinator and from 2018-19, served as minor league infield coordinator for Atlanta.

### **GARY CATHCART – Baserunning Coordinator/Florida Complex League Position Coach**

*Please see page 354 for his bio.*

### **JUSTIN AHRENS – Medical Coordinator**

**Born:** Beloit, WI... **Resides:** Clearwater, FL... Joined the Phillies for 2023 after serving as the assistant athletic trainer for the Michigan State University baseball team (2021-22). Previously spent 10 years as an athletic trainer in the Pittsburgh Pirates organization with Indianapolis (AAA, 2021), Altoona (AA, 2017-20) Bradenton (A, 2015-16), West Virginia (A, 2013-14) and State College (R, 2012). Worked the 2011 campaign with the Oakland Athletics in the Dominican Republic as an assistant athletic trainer after interning with the Minnesota Twins organization in 2010. Named the Florida State League's Athletic Trainer of the Year in 2016. Received a bachelor's degree in athletic training from Carroll University (WI) in 2011 and a master's degree in kinesiology from Fresno Pacific University (CA) in 2016.



### **JUSTIN TALLARD – Rehab Coordinator**

**Born:** Madison, WI... **Resides:** Dallas, TX... Joined the Phillies as minor league rehab coordinator prior to the 2022 season. Earned a bachelor's degree in sport science and Spanish from Loras College (IA) and a Doctor of Physical Therapy from University of Texas at El Paso. Began his career as a physical therapist at Rice University (TX) from 2018-19. Served as a physical therapist intern for the Houston Astros in 2019 and most recently was a physical therapist for two years for the Foro Soccer Club from 2019-20.

### **AARON BARRETT – Rehab Pitching Coordinator**

**Born:** Evansville, IN... **Resides:** Santa Rosa Beach, FL... Former pitcher. Joined the Phillies player development staff midseason in 2022 as bullpen coach/assistant pitching coach for Lehigh Valley (AAA) and rehab pitching coordinator. Originally selected by the Washington Nationals in the ninth round of the June 2010 draft out of the University of Mississippi, where he earned a bachelor's degree in liberal arts. Pitched 11 seasons, including parts of four in the majors with Washington (2014-15 & 2019-20), before ending his career with Lehigh Valley in 2022.



### **TROY HOFFERT – Minor League Medical Operations Liaison**

**Born:** Reading, PA... **Resides:** Palm Harbor, FL... The 2023 season is his 31st with the Phillies organization and first as the minor league medical operations liaison, after spending the last 20 with the Gulf Coast/Florida Complex League (R) team. Began in 1992 as a part-time athletic trainer with the Phillies at Martinsville (R). Earned a bachelor's degree in athletic training from Salem State College (MA) and a master's degree in sports medicine from Temple University (PA). Selected by his peers as the Gulf Coast League Athletic Trainer of the Year in 2006, 2012, 2015 and 2016. Was named overall Athletic Trainer of the Year in 2016 by the Professional Baseball Athletic Trainers Society (PBATS). Certified by the American Red Cross as an instructor in First Aid/CPR/AED.

### **PAT TRAINOR – Strength and Conditioning Coordinator**

**Born:** Gibbstown, NJ... **Resides:** Ruskin, FL... Joined the Phillies as minor league strength and conditioning coordinator for 2022. Earned a bachelor's degree in exercise physiology from West Virginia University and a master's degree in kinesiology from Georgia Southern University. Began his career as the head strength and conditioning coach at Saint Joseph's University (PA) from 2007-09. Worked for four years (2009-12) with the Tampa Bay Rays as strength and conditioning coach in their minor league system. In 2011, was named the International League's Strength and Conditioning Coach of the Year. Spent two years with the San Diego Padres as strength and conditioning coach in their minor league system from 2013-14. Joined Cleveland in 2015 and spent two years as the rehab strength and conditioning coach. Returned to Tampa Bay and served as their minor league strength and conditioning coach for five years (2017-21).



## MINOR LEAGUE STAFF



### **JOSÉ SALAS – Assistant Strength & Conditioning Coordinator**

**Born:** Maracay, VZ... **Resides:** LaPorte, IN... Joined the Phillies player development staff in May 2016 and spent his first three years with the Gulf Coast League team (R, 2016-18) before moving to Clearwater (A, 2019-20) and then back to the Florida Complex League Phillies (R) in 2021. Promoted to his current position prior to the 2022 season. Had formerly interned as an athletic trainer with the Atlanta Braves' Gulf Coast League (R) team in 2014. Also spent three years (2014-16) with LaPorte High School in Indiana. Earned his bachelor's degree from Culver-Stockton College (MO) and his master's degree in kinesiology from Tarleton State University (TX).

### **TRACI STATLER – Mental Performance Coordinator for Rehabilitation and Scouting**

**Born:** New York, NY... **Resides:** Clearwater, FL... Joined the Phillies in 2022 following 15 years at Cal State Fullerton as associate professor, applied sport and performance psychology (2007-22) and director, office of graduate studies (2019-22). Also served as certified mental performance consultant (CMPC) for USA Track & Field (2000-17), USA Women's Volleyball (2016-21) and Red Bull High Performance (2020-22). Served as president of the Association for Applied Sport Psychology in 2020. Earned her bachelor's degrees from the University of North Carolina, Chapel Hill, her master's degree in kinesiology from Cal State Fullerton and her Ph.D. in exercise and sport sciences from the University of Utah.



### **STEPHANIE MACNEILL – Nutrition Coordinator**

**Born:** Toronto, Ontario, Canada... **Resides:** Clearwater, FL... Named nutrition coordinator prior to the 2022 season after spending 2021 with the club as a performance nutrition fellow. Also worked as a registered dietician and sport science nutritionist at her alma mater, McMaster University (Ontario), from 2021 through January 2022. Began her career as a sports dietician with Evolved Sport and Nutrition in 2018, remaining with the organization until 2021. During that time, she also spent two years (2019-20) as a nutrition coach for Futsal Club Toronto. Attended McMaster University, where she earned her Bachelor of Science in kinesiology. Earned a second Bachelor of Science in food and nutrition from Western University (Ontario) before completing her Master of Health Science degree in nutrition communication at Ryerson University (Ontario).

### **KIAH VILLAMÁN – Manager, Language Education and Cultural Assimilation**

**Born:** NJ... **Resides:** Vineland, NJ... Joined the Phillies in 2017... Earned a bachelor's degree in Spanish and international studies and a master's degree in TESOL (teaching English to speakers of other languages) from Wilson College (PA).



### **ENFRIN BENITEZ – DR Education and Life Skills Coordinator**

**Born:** Santo Domingo, DR... **Resides:** Santo Domingo... Joined the Phillies in 2019. Previously served as an outsourced English teacher for a number of MLB teams, including Boston, Oakland, Seattle, Cincinnati, Milwaukee and St. Louis. Earned a bachelor's degree in languages education from Universidad Dominicana Americana and a master's in schools management from Universidad Tecnológica de Santiago. Attained post-graduate specialization in Teaching English as a Foreign Language Education.

### **CONNOR CARROLL – Manager, Minor League Video & Technology**

**Born:** Riverhead, NY... **Resides:** Clearwater, FL... Named minor league video coordinator in 2022 and was promoted to his current position in 2023. Previously spent two seasons (2020-21) with the club as assistant minor league video coordinator and two (2018-19) as player development associate. Began his career with the Tampa Bay Rays as a minor league operations associate in 2017. Graduated from Farmingdale State College (NY) with a Bachelor of Science in sport management.



### **THOMAS KNAUSS – Minor League Assistant Video Coordinator**

**Born:** Los Angeles, CA... **Resides:** Clearwater, FL... Joined the Phillies as minor league assistant video coordinator in 2021. Earned a bachelor's degree in sport management from the University of Minnesota, where he served as head student manager for the baseball team from 2017-20. Also worked as a player development intern in 2019 for Wareham in the Cape Cod Baseball League.

## LEHIGH VALLEY IRONPIGS STAFF



**Anthony Contreras**



**Cesar Ramos**



**Ryan Buchter**



**Joe Thurston**



**Pat Listach**



**Andrew Dodgson**



**Makenna Behrens**



**Mike Lidge**

### **ANTHONY CONTRERAS – Manager**

**Born:** Los Gatos, CA... **Resides:** Peoria, AZ... Former infielder. Named manager of Lehigh Valley (AAA) prior to the 2022 season, his first managerial position at the triple-A level. Spent the previous eight seasons managing at various levels in the San Diego Padres system, first in 2014 with the Arizona League Padres (R), then 2015 with Tri-City (A) and finally six seasons (2016-21) with Fort Wayne (A). Led Fort Wayne to two playoff appearances and became the club's all-time winningest manager with 310 wins. Played nine minor league seasons in the San Francisco Giants and Padres systems, reaching as high as triple-A in 2010 with Portland and 2011-13 with Tucson. Batted .257 with 22 home runs and 281 RBI in 729 career minor league games before ending his playing career with Lancaster in the independent Atlantic League in 2013. Graduated from San Jose State University (CA) with a degree in sociology. Was selected in the ninth round of the June 2005 draft by San Francisco.

### **CESAR RAMOS – Pitching Coach**

**Born:** Los Angeles, CA... **Resides:** La Crescenta, CA... Joined Lehigh Valley (AAA) in 2022 after spending 2021 as the rehab pitching coach and 2020 as a player information assistant in the organization. Prior to joining the Phillies player development staff, had a 13-year playing career, during which he spent parts of eight major league seasons with the San Diego Padres (2009-10), Tampa Bay Rays (2011-14), Los Angeles Angels (2015) and Texas Rangers (2016). In 2017, spent the entire season with Lehigh Valley, making 11 starts and appearing in another 29 games in relief in the final season of his playing career. Was originally selected by Tampa Bay in the sixth round of the June 2002 draft out of El Rancho High School (CA), but did not sign. Attended Long Beach State (CA) and was a first-round selection (35th overall) by San Diego in the June 2005 draft.

### **RYAN BUCHTER – Assistant Pitching Coach**

**Born:** Reading, PA... **Resides:** Sewell, NJ... Former pitcher. Joined Lehigh Valley (AAA) as assistant pitching coach for 2023 after beginning his coaching career with the Seattle Mariners in 2022 as a special assignment coach. Originally selected by the Washington Nationals in the 33rd round of the June 2005 draft. Pitched parts of seven seasons in the majors with the Atlanta Braves (2014), San Diego Padres (2016-17), Kansas City Royals (2017), Oakland Athletics (2018-19), Los Angeles Angels (2020) and Arizona Diamondbacks (2021). Overall, posted a 17-6 record with a 3.16 in 285 major league games.

### **JOE THURSTON – Hitting Coach**

**Born:** Fairfield, CA... **Resides:** Fairfield... Former infielder. Joined the Phillies player development staff in 2022 as Lehigh Valley (AAA) hitting coach after spending the previous five seasons in the Seattle Mariners organization. Was hitting coach for Arkansas (AA) in 2020-21, Everett (A) in 2019 and Modesto (A) in 2017-18. Also served on Seattle's major league staff as interim first base coach in 2020. Began his career as a professional coach in 2016 with Billings (R) in the Cincinnati Reds organization. Had a 16-year (1999-2015) playing career spanning parts of seven seasons in the majors, including 18 games with the Phillies in 2006. Also played for the Los Angeles Dodgers, Boston Red Sox, St. Louis Cardinals and Florida Marlins. Originally selected by the Red Sox in the 45th round of the June 1997 draft, but did not sign. Instead went to Sacramento City College and delivered the game-winning hit to lead the Panthers to the 1999 state championship. Was drafted again in 1999 by the Dodgers in the fourth round.

### **PAT LISTACH – Bench/Position Coach**

**Born:** Natchitoches, LA... **Resides:** Spring, TX... Former infielder/outfielder. Joined Lehigh Valley (AAA) for 2023 after spending the 2022 season with Jersey Shore (A) as bench/position coach. Before joining the Phillies, served two seasons as manager for Monclava in the Mexican League, leading them to their first league championship in 2019. Prior to his stint in the Mexican League, spent four seasons (2015-18) in the Seattle Mariners organization as the manager of the Tacoma Rainiers (AAA). Began his coaching career in the Chicago Cubs system, managing at West Tenn (AA) and Tennessee (AA) in 2006 and 2007, respectively, before being promoted to Iowa (AAA) in 2008, when he was named Pacific Coast League Manager of the Year. Joined the Washington Nationals as third base coach at the major league level in 2009. Returned the Cubs as bench coach for the 2011 season and was named third base coach the following year. Spent 2013 as the Los Angeles Dodgers' minor league infield coordinator before spending 2014 as the Houston Astros' first base coach. As a player, spent parts of six major league seasons with the Milwaukee Brewers (1992-96) and Astros (1997), batting .251 in 503 career games. Named the American League Rookie of the Year in 1992 after batting .290 with a .352 OBP in 149 games. Was selected by Milwaukee in the fifth round of the June 1988 draft. His grandfather, Nora Listach, played in the majors for the Birmingham Black Barons of the Negro American League in 1941.

### **ANDREW DODGSON – Athletic Trainer**

**Born:** Chattanooga, TN... **Resides:** Lakeland, FL... Joined Lehigh Valley (AAA) as athletic trainer in 2023 after one year with Reading (AA), two years (2020-21) with Lakewood/Jersey Shore (A) and two years (2018-19) with the Gulf Coast League Phillies West (R). Has degrees in athletic training from the University of South Florida and in sports management from the University of Southern Mississippi.

### **MAKENNA BEHRENS – Assistant Athletic Trainer**

**Born:** Moses Lake, WA... **Resides:** Kennewick, WA... Joined the Phillies in 2022 after serving as an intern athletic trainer for the University of Tennessee (2021-22). Graduated from the University of Idaho with a bachelor's degree in exercise science and health and a master's degree in athletic training.

### **MIKE LIDGE – Strength and Conditioning Coach**

**Born:** Arlington Heights, IL... **Resides:** Clearwater, FL... Joined the Phillies in 2017 as the strength and conditioning coach for Clearwater (A) before being moved to Reading (AA) for 2018 and Lehigh Valley (AAA) in 2019. Previously held the same position for four years (2013-16) with the San Francisco Giants organization for Richmond (AA), San Jose (A) and the Arizona League Giants (R). Spent 2011 as an assistant varsity baseball coach for Barrington High School (IL). Has a Master of Science in exercise science and his Bachelor of Science in kinesiology from Northeastern Illinois University. Is the cousin of former Phillies All-Star relief pitcher Brad Lidge, and his younger brother Ryan was selected in the 20th round of the June 2017 draft by the New York Yankees.



## READING FIGHTINS STAFF



**Al Pedrique**



**Brad Bergeesen**



**Tyler Henson**



**Ray Ricker**



**Steve Torregrossa**



**Bruce Peditto**

### **AL PEDRIQUE – Manager**

**Born:** Valencia, VZ... **Resides:** Tucson, AZ... Former shortstop. Joined Reading (AA) for 2023, his 15th season as a minor league manager. Previously managed in the organizations of the Kansas City Royals (1995-97), Houston Astros (1999-2000), Arizona Diamondbacks (2001-03), New York Yankees (2013-17) and Miami Marlins (2021). Spent the 2022 season as Miami's major league third base/infield coach. Also spent three years on the Oakland Athletics major league staff as first base coach (2018-19) and third base/infield coach (2020). Has additional major league experience as third base coach and interim manager for Arizona in 2004 and with Houston as third base coach (2009) and bench coach (2010-11). Played professionally for 17 years, including parts of three seasons in the majors with the New York Mets (1987), Pittsburgh Pirates (1987-88) and Detroit Tigers (1989).

### **BRAD BERGESEEN – Pitching Coach**

**Born:** Concord, CA... **Resides:** Auburn, AL... Former pitcher. Returned to Reading (AA) for the 2023 season. Previously coached with Jersey Shore (A) in 2022, Reading in 2020-21, Clearwater (A) in 2019 and Lakewood (A) in 2018, his first season as a coach at the professional level. Pitched in the major leagues for four years for the Baltimore Orioles (2009-11) and Arizona Diamondbacks (2012), going 19-25 with four complete games and a 4.61 ERA in 102 games (59 starts). In 2013, made 14 appearances for the Chunichi Dragons of the Central League in Japan. More recently, pitched in the independent Atlantic League for York (2015) and Lancaster (2017). Was originally selected by the Orioles in the fourth round of the June 2004 draft.

### **TYLER HENSON – Hitting Coach**

**Born:** Oklahoma City, OK... **Resides:** Frederick, MD... Former infielder. In his third season as a coach with Reading (AA). Spent 2019 with Clearwater (A), 2018 with Lakewood (A) and 2017 with Williamsport (A). Worked the 2016 season as a player/coach for Clearwater. Originally selected by the Baltimore Orioles in the fifth round of the June 2006 draft. Played 10 seasons (2006-15) in the minor leagues, including the final four in the Phillies organization with Reading and Lehigh Valley (AAA). Finished his career with a .263 batting average, 235 doubles, 67 home runs and 137 stolen bases in 1,058 games.

### **RAY RICKER – Position Coach**

**Born:** Meriden, CT... **Resides:** Bristol, CT... Joined Reading (AA) as position coach for 2023 after three seasons (2020-22) as a coach for the Gulf Coast League/Florida Complex League Phillies (R). Before joining the Phillies, spent 13 years at Post University (CT) as head coach (2014-19) and hitting coach/recruiting coordinator (2007-13). Also served as the hitting coach for the Bourne Braves (2013-2014) in the Cape Cod Baseball League. Played collegiately at the University of Bridgeport (CT) before finishing up his career at Albertus Magnus College (CT), where he graduated with a communications degree.

### **STEVE TORREGROSSA – Athletic Trainer**

**Born:** Fair Lawn, NJ... **Resides:** Fair Lawn... Moved to Reading (AA) for 2023 after spending last season with Jersey Shore (A). Was an assistant athletic trainer for Lehigh Valley (AAA) in 2021. Previously spent one season (2020) with Clearwater (A) and two seasons (2018-19) with Williamsport (A). Also interned at the complex for two seasons (2016-17). Attained his bachelor's degree in science, athletic training from East Stroudsburg University (PA) and is currently working toward his master's degree from California University of Pennsylvania. Was the recipient of the 2017 Dr. Clarence Livingood Scholarship Award from the Professional Baseball Athletic Trainers Society.

### **BRUCE PEDITTO – Strength and Conditioning Coach**

**Born:** Voorhees, NJ... **Resides:** Mt. Laurel, NJ... Joined the Phillies player development staff prior to the 2018 season. Spent four years as the strength and conditioning coach for Lakewood/Jersey Shore (A) before being assigned to Reading (AA) prior to the 2022 season. Earned his bachelor's degree in sport and exercise science from DeSales University (PA).



## JERSEY SHORE BLUECLAWS STAFF



**Greg Brodzinski**



**Phil Cundari**



**Brady Lail**



**Brock Stassi**



**Chris Adamson**



**Meaghan Flaherty**



**Mark Jesse Jr.**

### **GREG BRODZINSKI – Manager**

**Born:** Pittsburgh, PA... **Resides:** Clearwater, FL... Former catcher. Named manager of Jersey Shore (A) for 2023, his first managerial position. Spent 2022 as bench coach for Lehigh Valley (AAA) after two years (2020-21) on the Phillies major league staff as bullpen catcher/catching coach. Previously spent two seasons (2018-19) as a coach for Williamsport (A) and worked as a player/coach for Reading (AA) in 2017. Was originally selected by the Phillies in the 18th round of the June 2015 draft. Appeared in 22 minor league games over two seasons (2015-16). Earned a bachelor's degree in sports management in 2015 from Barry University (FL). Also attended Kirkwood Community College (IA) and the University of South Carolina, where he was a member of the Gamecocks' 2011 NCAA Division I College World Series champions.

### **PHIL CUNDARI – Pitching Coach**

**Born:** Calabria, Italy... **Resides:** Shrewsbury, NJ... Former pitcher. Joined Jersey Shore (A) for 2023 after spending the last three years as pitching coach in the Toronto Blue Jays organization with Lansing (A, 2020), Dunedin (A, 2021) and Vancouver (A, 2022). Spent two years (2018-19) as pitching coach for Rutgers University (NJ) following 17 seasons at Seton Hall University (NJ). Named 2011 National Pitching Coach of the Year. Was a standout pitcher for Seton Hall, being named Big East Pitcher of the Year and Second-Team All-America in 1985. Selected by the Oakland Athletics in the fourth round of the June 1985 draft and pitched four seasons, reaching as high as double-A. Earned his bachelor's degree in social work from Seton Hall in 1989 and was inducted into the school's Hall of Fame in 2010. Completed his master's degree in psychiatric social work from Rutgers in 1990 and worked 10 years as a psychotherapist.

### **BRADY LAIL – Pitching Development Coach**

**Born:** Salt Lake City, UT... **Resides:** Herriman, UT... Former pitcher. Joined the Jersey Shore (A) staff for 2023, his first coaching position. Originally selected by the New York Yankees in the 18th round of the June 2012 draft out of Bingham HS (UT). Pitched 10 years in professional baseball, including parts of three seasons in the majors for the Yankees (2019), Chicago White Sox (2020) and Seattle Mariners (2020-21). Appeared in 31 games for Lehigh Valley (AAA) in 2021.

### **BROCK STASSI – Hitting Coach**

**Born:** Sacramento, CA... **Resides:** Rocklin, CA... Former first baseman. Returned to the Phillies organization in 2023 as Jersey Shore (A) hitting coach. Was originally selected by the Phillies in the 33rd round of the June 2011 draft out of the University of Nevada, where he earned a degree in secondary education. Spent his first seven years climbing the ranks in the Phillies system, including 51 games in the majors in 2017. Also played in the Minnesota Twins (2018) and San Francisco Giants (2018-19; 21) organizations before finishing his career with Reading (AA) and the Florida Complex League Phillies (R) in 2021. Previously spent three years as a coach at William Jessup University (CA).

### **CHRIS ADAMSON – Bench Coach**

**Born:** Sydney, Australia... **Resides:** Adelaide, South Australia... Former catcher. Returned to Jersey Shore (A) as bench coach for 2023. Spent three previous seasons as manager with Florida Complex League Phillies (R, 2022) and Lakewood/Jersey Shore (2020-21). Before joining the Phillies, spent seven years with Adelaide of the Australian Baseball League as the manager (2017-19) and bench coach (2013-16). Serves as an assistant coach (2018-present) for the Australian National Team and runs the performance department for Baseball South Australia. Graduated from Angelo State University (TX) with a bachelor's degree in sport science while earning NCAA All-American honors twice (2009-2010).

### **MEAGHAN FLAHERTY – Athletic Trainer**

**Born:** Weymouth, MA... **Resides:** Clearwater, FL... Joined Jersey Shore (A) for 2023 after spending last season with Lehigh Valley (AAA) as assistant athletic trainer. Previously spent two seasons (2020-21) as athletic trainer for Clearwater (A). Spent 2019 as an athletic training intern with the Arizona League Cubs (R). Graduated from Bridgewater State University (MA) with a master's degree in athletic training. Worked as an athletic trainer in the Cape Cod Baseball League as well as for multiple Division I NCAA teams and sports medicine clinics. In 2018, volunteered as a medical staff member for the Boston Marathon.

### **MARK JESSE JR. – Strength & Conditioning Coach**

**Born:** Philadelphia, PA... **Resides:** North Wales, PA... Joined the Phillies in 2022, his first season working in professional baseball, as strength & conditioning coach in the Florida Complex League (R) before being moved to Jersey Shore (A) for 2023. Prior to the Phillies, served as head strength coach for the College of Southern Nevada's baseball team from August 2020 to December 2021. Previously served as the director of wellness and sports performance at Tim Soder Physical Therapy, Wellness, and Sports Performance in Las Vegas, NV. Received his bachelor's degree in kinesiology from Pennsylvania State University and his master's degree in exercise science and applied sports performance from West Chester University (PA).

## CLEARWATER THRESHERS STAFF



**Marty Malloy**



**Matt Hockenberry**



**Chris Heintz**



**Mycal Jones**



**Samantha Myers**



**Joseph Miranda**

### **MARTY MALLOY – Manager**

**Born:** Gainesville, FL... **Resides:** Trenton, FL... Former infielder. Spent two years as minor league infield coordinator (2020-21) before returning to manage Clearwater (A) in the second half of the 2021 season. Previously served as a minor league manager for three years with Clearwater (2019) and Lakewood (A, 2017-18). Was the 2022 winner of the John Vukovich Award. Prior to joining the Phillies, spent four years (2013-16) with the Houston Astros, including three years as the manager for their Gulf Coast League (R) team, one year as the GCL hitting coach and one year as the Florida Instructional League coordinator. Also coached at the amateur level as head coach (two years) and volunteer assistant (six years) for Trenton High School and six years as an infield instructor at Gatorball Baseball Academy in Gainesville, Fla. Played 12 years (1992-2003), including his first eight in the Atlanta Braves minor league system.

### **MATT HOCKENBERRY – Pitching Coach**

**Born:** Dillsburg, PA... **Resides:** Philadelphia, PA... Former pitcher. Is in his sixth season as a coach at the professional level, his first with Clearwater (A) after one with Reading (AA) and three with Lakewood/Jersey Shore (A). Began his coaching career in 2019 with the Gulf Coast League Phillies West (R). Was selected by the Phillies in the ninth round of the June 2014 draft out of Temple University (PA) and went 12-5 with 28 saves and a 3.38 ERA in 131 professional games, all in relief. Pitched as high as the double-A level in his four-year playing career.

### **CHRIS HEINTZ – Hitting Coach**

**Born:** Syosset, NY... **Resides:** Tampa, FL... Former catcher. Joined the Phillies player development staff before the 2018 season as a Gulf Coast League (R) coach before being promoted to Clearwater (A) for the 2020 season. Named assistant hitting coordinator in March 2021 and spent two years in that position before returning to Clearwater as hitting coach prior to the 2023 season. Was previously an assistant coach for the University of South Florida for five years (2010-14). Prior to his time with USF, spent two years in the Minnesota Twins minor league system as manager for the Gulf Coast League (R) team and coach for Beloit (A). Appeared in 34 major league games for the Twins over three seasons (2005-07) after being selected by the Chicago White Sox in the 19th round of the June 1996 draft. In 2013, was inducted into the USF Hall of Fame. Graduated from Countryside High School in Clearwater, Fla.

### **MYCAL JONES – Position Coach**

**Born:** Jacksonville, FL... **Resides:** Kissimmee, FL... Former infielder/outfielder. Joined Clearwater (A) in 2023 after spending one season (2022) as bench/position coach for Reading (AA) and two years (2020-21) as a coach in the Gulf Coast/Florida Complex League (R). Previously worked in the Houston Astros system as a coach for Corpus Christi (AA) in 2018. Was originally a fourth-round selection of the Atlanta Braves in the June 2009 draft, playing seven minor league seasons in their organization. Played for Somerset in the independent Atlantic League in 2016. Following his playing career, opened the Mycal Jones Baseball Academy in Naples, Fla., in September 2016. Began coaching youth baseball in 2013 at Big Diamond Athletics (2013-15) and the Florida Athletic Development Center (2016-17). Earned his Associate of Arts degree in communication, public relations, from Miami-Dade College (FL) in 2009.

### **SAMANTHA MYERS – Athletic Trainer**

**Born:** Walnut Creek, CA... **Resides:** Pittsburg, CA... Joined Clearwater (A) as athletic trainer for 2023 after spending the 2022 season on the major league staff as medical operations liaison. Originally joined the Phillies as an athletic trainer in 2020 assigned to the academy in the Dominican Republic. Spent the 2019 season as an assistant athletic trainer with Binghamton (AA) and 2018 as an athletic training student with Sacramento (AAA). Is a 2018 graduate of Sacramento State University (CA) with a degree in kinesiology and athletic training and attained her master's degree in applied exercise science and human movement science from Concordia University.

### **JOSEPH MIRANDA – Strength & Conditioning Coach**

**Born:** Cincinnati, OH... **Resides:** Maryville, TN... In his first season with Clearwater (A) following one year as strength and conditioning coach for Pensacola (AA, 2022) in the Miami Marlins system and two years in the Cincinnati Reds organization with Pensacola (AA, 2018) and Chattanooga (AA, 2019). Began his professional baseball career with the Colorado Rockies as a physical performance coach (2014-15). Served as strength and conditioning coach for the Boston Red Sox in 2016. Graduated from Maryville College (TN) with a bachelor's degree in physical education in 2011. Earned his master's degree in exercise science from George Washington University (DC), where he worked as a graduate intern strength coach for two years. Is a certified strength and conditioning specialist (CSCS) and registered strength and conditioning coach (RSCSS), among other certifications.

## FLORIDA COMPLEX LEAGUE PHILLIES STAFF



Shawn Williams



Riley McCauley



Gustavo Armas



Zack Jones



Rafael DeLima



Sarah Edwards



Gary Cathcart

### SHAWN WILLIAMS – Manager

**Born:** Salt Lake City, UT... **Resides:** Palm Harbor, FL... Former infielder. Named the Florida Complex League manager for 2023, his fifth managerial stop in the Phillies system. Previously served as manager for Reading (AA, 2019-22), Clearwater (A, 2017-18) and Lakewood (A, 2015-16) after joining the Phillies player development staff in 2014 as manager for Williamsport (A). Also spent April 2014 as a fill-in bullpen catcher for the Phillies. Served as a player/coach for Williamsport in 2013. Played four seasons (2007-10) in the Tampa Bay Rays minor league system while also playing independently in the American Association (2006), Can Am League (2010-11) and Atlantic League (2010 & 2012). His father, Jimmy Williams, managed the Houston Astros and Boston Red Sox and was the Phillies bench coach for two years (2007-08).

### RILEY McCAULEY – Pitching Development Coach

**Born:** Sterling Heights, MI... **Resides:** Sterling Heights... Former pitcher. Joined the Phillies in 2022. Selected by the Chicago Cubs in the 14th round of the 2018 MLB Draft out of Michigan State University, where he earned a bachelor's degree in food industry management. Pitched two seasons in the Cubs organization. Previously served as a pitching coach for Cressey Sports Performance (2020-21) and Troy University (2021-22).

### GUSTAVO ARMAS – Pitching Development Coach

**Born:** Caracas, VZ... **Resides:** Guatire, VZ... Former pitcher. Spent seven years (2014-20) in the Phillies minor league system, reaching as high as double-A with Reading in 2019. In 2015, finished T-1st in the Venezuelan Summer League in starts and was 2nd in ERA, strikeouts and innings pitched. Named pitching development coach in the Florida Complex League (R) for 2023 after spending last season as assistant pitching coach for the Dominican Summer League Phillies Red (R). Spent 2021 with the Phillies as a player development associate at the Carpenter Complex and finished the year assisting in various areas at the Dominican Republic Academy. Was originally signed by the Phillies as an amateur free agent in July 2013.

### ZACK JONES – Hitting Initiatives Coach

**Born:** Chicago, IL... **Resides:** Norridge, IL... Former outfielder. Returns to the Florida Complex League Phillies (R) for the 2023 season, his fourth as a coach at the professional level. Spent last season with the Dominican Summer League Phillies Red (R) after two years with the Gulf Coast League/Florida Complex League Phillies. Spent 2019 as the assistant coach/hitting coach at Missouri Valley College. Played in Arizona's minor league system in 2018 for Missoula (R), Hillsboro (A) and Visalia (A). 2017 graduate of Trinity Christian College (IL), where he set school records for hits, doubles and RBI and earned a bachelor's degree in business communications.

### RAFAEL DeLIMA – Hitting Coach

**Born:** Valencia, VZ... **Resides:** Valencia... Former outfielder. The 2023 season is his 24th on the Phillies player development staff and second with the Florida Complex League Phillies (R). Previously spent one year (2021) with Jersey Shore (A), eight (2013-20) with the Gulf Coast League Phillies (R) and one with Williamsport (A) in 2012 after 12 years (2000-11) as coordinator for the club's Venezuelan Summer League (R) team. Was the 2018 recipient of the John Vukovich Award. Originally signed by the Minnesota Twins as an amateur free agent in 1985 and played in the organization's minor league system through 1992. Played seven years in the Mexican League.

### SARAH EDWARDS – Hitting Development Coach

**Born:** Islip, NY... **Resides:** Bay Shore, NY... Former position player. Joined the Florida Complex League Phillies (R) for 2023. Earned a bachelor's degree in sociology with a minor in philosophy from Hofstra University (NY), where she played softball, earning NFCA All-Northeast Region First-Team, First-Team All-Colonial Athletic Association, CoSIDA Academic All-District, NFCA All-America Scholar-Athlete and two-time CAA All-Tournament Team selections. Played extensively overseas, appearing in World Baseball Softball Confederation official games for seven different clubs and one national team from 2018-22. Won a national championship with New Zealand in 2018-19 and finished second in two others, for Italy and Holland. Has also served as a coach and instructor for numerous schools, clubs and academies.

### GARY CATHCART – Position Coach/Baserunning Coordinator

**Born:** New Bedford, MA... **Resides:** Tampa, FL... Former outfielder. In his first season with the Florida Complex League Phillies (R). Joined the Phillies in 2022 as minor league baserunning coordinator and Clearwater bench/position coach after serving as a manager in the Detroit Tigers minor league system the previous four seasons. Spent 2021 with the Florida Complex Tigers East (R), 2020 with Norwich (A), 2019 with the Gulf Coast League Tigers (R) and 2018 with Connecticut (A). Before joining the Tigers, was with the Miami Marlins from 2015-17, when he held roles as outfield/base running coordinator and field coordinator. Spent five seasons managing in the Washington Nationals system at Auburn (A), including two straight New York-Penn League Pinckney Division titles in 2011 and 2012. Also with Washington, managed Potomac (A) to the Carolina League championship in 2010. In 2009, managed Phoenix to the championship game in the Arizona Fall League. Began his coaching career with Toronto, spending seven seasons in the Blue Jays system, including four as a manager with New Hampshire (AA, 2008-09), Lansing (A, 2007) and Pulaski (R, 2004). Selected by the New York Yankees in the 33rd round of the June 1984 draft and played five seasons in the Yankees minor league system, advancing as far as triple-A.

## FLORIDA COMPLEX LEAGUE PHILLIES STAFF



Roly deArmas



Sean Rodriguez



John Ryan Murphy



Keita Isaji



Blaine Taylor



John Sweeney

### ROLY deARMAS – Player Development Instructor

**Born:** New York, NY... **Resides:** Palm Harbor, FL... Former catcher. Played five years of pro ball in the Phillies organization from 1973-77. Was player-coach at Peninsula (A) in 1977; coached at Peninsula, 1978; managed Helena (A) from 1979-82, Spartanburg (A) in 1983 and 1985-86, Sarasota (A) in 1984, Clearwater (A) in 1987 and 1993 and Martinsville (R) in 1988-92. Was the bullpen catcher for the Chicago White Sox before being named bullpen coach on June 2, 1995, a position he held through the 1996 season. Managed the Gulf Coast League White Sox (R) in 1997. Managed South Bend (A) in the Arizona system in 1998. Remained in Arizona's farm system in 1999 as catching coordinator and Tucson (R) manager. Returned to the major leagues in 2000 as bullpen coach for Jim Fregosi's Toronto Blue Jays. Since returning to the Phillies organization in 2000, has managed the Gulf Coast/Florida Complex League Phillies (R, 2001-02, 2004, 2007-21) and Clearwater (second half of 2002 and 2003), spent two seasons (2005-06) as the catching coordinator and two as a player development instructor (2022-present). Also served as the bullpen coach for Team USA in the World Cup from 2007-09 and spent several months with the Phillies in 2008 as the interim bullpen coach. In 2010, led the GCL Phillies to the GCL championship. Was the recipient of the John Vukovich Award in 2009. Was the bullpen catcher for Team USA in the 2013 World Baseball Classic. In December 2021, received the prestigious Mike Coolbaugh Award, presented annually by Minor League Baseball to an individual who has shown outstanding baseball work ethic, knowledge of the game and skill in mentoring young players on the field.

### SEAN RODRIGUEZ – Player Development Instructor

**Born:** Miami, FL... **Resides:** St. Petersburg, FL... Former infielder/outfielder. Joined the Phillies as a player development instructor prior to the 2022 season, his first post-playing career position in baseball. Spent 13 years in the majors with the Los Angeles Angels (2008-09), Tampa Bay Rays (2010-14), Pittsburgh Pirates (2015-17; 2018), Atlanta Braves (2017), Phillies (2019) and Miami Marlins (2020). Hit 81 home runs in 1,103 major league games, playing every position except catcher. Was originally selected by the Angels in the third round of the June 2003 draft.

### JOHN RYAN MURPHY – Player Development Instructor

**Born:** Bradenton, FL... **Resides:** Tampa, FL... Former catcher. Joined the Phillies for 2023 as player development instructor, his first coaching position. Originally selected by the New York Yankees in the second round of the June 2009 draft out of the IMG Academy. Played parts of eight seasons in the majors with the Yankees (2013-15), Minnesota Twins (2016), Arizona Diamondbacks (2017-19), Atlanta Braves (2019) and Pittsburgh Pirates (2020).

### KEITA ISAJI – Athletic Trainer

**Born:** Gifu, Japan... **Resides:** Clearwater, FL... Joined the Florida Complex League Phillies (R) for 2023 after spending last season with the Dominican Summer League Phillies Red (R). Previously was an athletic training intern for Lehigh Valley (AAA) and Reading (AA) in 2021. Before joining the Phillies, was an intern in the minor league systems of the Texas Rangers (2019), Oakland Athletics (2018), and Los Angeles Dodgers (2015-16). Earned a bachelor's degree in athletic training from Long Beach State (CA) in 2016 and his master's degree in physiology from Middle Tennessee State in 2019.

### BLAINE TAYLOR – Strength and Conditioning Coach

**Born:** Bakersfield, CA... **Resides:** Fresno, CA... Moved to the Florida Complex League Phillies (R) for 2023 after spending last season with Clearwater (A). Before joining the Phillies organization, worked with several sports as a strength and conditioning coach at Fresno Pacific University (CA) in 2021. Previously spent three seasons on the Cincinnati Reds player development staff with Greeneville (R) in 2018, Billings (R) in 2019 and Daytona Beach (A) in 2020. Prior to joining the Reds, served as the assistant strength and conditioning coach at Santa Clara University (CA) in 2017. Worked a variety of sports at Biola University (CA) before taking the position at Santa Clara. Played baseball at FPU, where he majored in kinesiology: exercise science. While completing graduate studies in exercise science at FPU, interned for Arizona's affiliate at Visalia (A), followed by an internship in strength and conditioning at Pepperdine University (CA).

### JOHN SWEENEY – Strength and Conditioning Coach

**Born:** Latham, NY... **Resides:** Latham... In his first year with the Florida Complex League Phillies (R). Earned a bachelor's degree in health studies from Siena College (NY). Before joining the Phillies, spent one year as basketball manager and strength and conditioning intern for Siena and one year as a strength and conditioning coach at the College of the Holy Cross (MA).

## DOMINICAN SUMMER LEAGUE PHILLIES RED STAFF



**Nerluis Martínez**



**Waner Santana**



**Alex Concepción**



**Manny Martínez**



**Argelis Pérez**



**François Martel**



**Manuel Javier**



**Noel Almonte**

### **NERLUIS MARTÍNEZ – Manager**

**Born:** Cristóbal Rojas, VZ... **Resides:** Paracotos, VZ... Former catcher. Joined the Phillies player development staff in 2021 as a development coach at Reading (AA) before assuming manager duties for the Dominican Summer League Phillies (R) in 2022. Spent four seasons (2015-18) in the Phillies minor league system after being signed as an amateur free agent in July 2014. Reached as high as Lakewood (A) and finished with a .220 average over 119 games.

### **WANER SANTANA – Bench Coach**

**Born:** Los Mameyes, DR... **Resides:** Los Mameyes... Former infielder. Was originally signed by the San Francisco Giants and played three seasons (2000-02) in their minor league system. The 2023 season is his 14th as part of the Phillies player development staff in the Dominican Summer League (R), including six as manager (2016-21).

### **ALEX CONCEPCIÓN – Pitching Coach**

**Born:** Santo Domingo, DR... **Resides:** Santo Domingo... Former pitcher. Spent six years (2005-10) in the Phillies minor league system, reaching as high as triple-A before finishing his pitching career in 2011 with Rio Grande Valley of the independent North American League. Has been a pitching coach for the Dominican Summer League Phillies (R) since 2011, making 2023 his 13th season with the team.

### **MANNY MARTINEZ – Hitting Coach**

**Born:** San Pedro de Macoris, DR... **Resides:** San Pedro de Macoris... Former outfielder. Joined the Dominican Summer League Phillies (R) in 2023 after spending the previous 13 years as manager (2015-22) and coach (2010-14) for the DSL Mets. Originally signed by the Oakland Athletics in March 1988 and was in their organization through 1994, where he was named a three-time California League All-Star. Appeared in 13 games for the Phillies in 1996. Also played in the majors for the Seattle Mariners (1996), Pittsburgh Pirates (1999) and Montreal Expos (2000) and in the minor leagues for the Chicago Cubs (1995) and Florida Marlins (2000). Played in the Dominican Winter League, winning four championships and one Caribbean Series, as well as in Korea and Mexico.

### **ARGELIS PÉREZ – Athletic Trainer**

**Born:** Santo Domingo, DR... **Resides:** Santo Domingo... Former first baseman. Has been in his current role since 2007. Was originally signed by the Phillies as an amateur free agent in 2003 and played two seasons with the Dominican Summer League (R) club (2003-04), hitting .280 with three home runs and 22 RBI in 67 games.

### **FRANÇOIS MARTEL – Athletic Trainer**

**Born:** Gatineau, Quebec, Canada... **Resides:** Santo Domingo, DR... Joined the Dominican Summer League Phillies (R) for 2023. Previously served as head athletic trainer for Ottawa Fury FC (2018) and Vinton County High School (2021-22). Was also an athletic therapist for Bishop's University in 2019-20 and 2022. Earned his bachelor's degree in athletic training from Concordia University and his master's degree in athletic training from Ohio University. Is a certified athletic trainer (NATA and CATA).

### **MANUEL JAVIER – Strength and Conditioning Coach**

**Born:** Bayaguana, DR... **Resides:** Santo Domingo, DR... In his fourth season as a strength and conditioning coach for the Dominican Summer League Phillies (R).

### **NOEL ALMONTE – Strength and Conditioning Coach**

**Born:** DR... **Resides:** Santo Domingo, DR... Joined the Dominican Summer League Phillies (R) for 2023. Previously served as sports and well-being supervisor at Tui Sensori Hotel (2018-22). Graduate of All Victory Academy. Has certifications in nutrition, strength and conditioning and personal training.

## DOMINICAN SUMMER LEAGUE PHILLIES WHITE STAFF



**Orlando  
Muñoz**



**Les Straker**



**Samuel Hiciano**



**Félix Castillo**



**José  
Betancourt**



**Ervis  
Manzanillo**

### **ORLANDO MUÑOZ – Manager**

**Born:** Caracas, VZ... **Resides:** Cagua, VZ... Former infielder. Played six seasons (1989; 1991-95) in the California Angels minor league system, reaching as high as triple-A Vancouver. Managed and coached for 20 years (1997-2016) for both Zulia in the Venezuelan Winter League and Modena and Parma in the Italian Baseball League. Worked for both leagues as a hitting coach, assistant hitting coach, third base coach and first base coach. Spent four years (2013-16) as a manager in the Italian League before joining the Phillies player development staff in 2017 in his current position. Was the 2021 recipient of the John Vukovich Award.

### **LES STRAKER – Pitching Coach**

**Born:** Bolivar, VZ... **Resides:** Aragua, VZ... Former pitcher. Spent the first 10 years of his pro career in the minor leagues with the Cincinnati Reds (1977-83), Oakland A's (1984) and Minnesota Twins (1985-86). Made his major league debut with Minnesota in 1987. Pitched two seasons for the Twins and went 10-15 with a 4.22 ERA in 47 games (40 starts), his only time in the majors. Pitched in the Mexican League (1990 & 1993), Venezuelan Summer League (1992 & 1994), Italian League (1991) and Taiwan League (1995-96) before joining the coaching ranks. Spent four years as a pitching coach in the Toronto Blue Jays farm system and one year in the Atlanta Braves system before joining the Phillies in 2004. Worked for 12 years (2004-15) as a pitching coach for the VSL Phillies (R) before joining the Dominican Summer League (R) staff in 2016.

### **SAMUEL HICIANO – Hitting Coach**

**Born:** Moca, DR... **Resides:** Moca... Former outfielder. Joined the Phillies player development staff in 2017 after a five-year (2012-16) playing career in the club's minor league system. Was signed by the Phillies as an amateur free agent in 2011 and played at Williamsport (A), Lakewood (A) and Clearwater (A) before moving into a coaching role. Was a South Atlantic League All-Star in 2014.

### **FÉLIX CASTILLO – Position Coach**

**Born:** Maracaibo, VZ... **Resides:** Maracaibo... Former catcher. Joined the Phillies player development staff in 2018. Played six years (2010-15) in the Miami Marlins minor league system.

### **JOSÉ BETANCOURT – Athletic Trainer**

**Born:** Caracas, VZ... **Resides:** Valencia, VZ... The 2023 season is his seventh with the Phillies. Previously held the same position for La Guaira and Aragua in the Venezuelan Winter League. Has a degree in physiotherapy from Arturo Michelena University (VZ).

### **ERVIS MANZANILLO – Strength and Conditioning Coach**

**Born:** Maracay, VZ... **Resides:** Maracay, Aragua... Former pitcher. Joined the player development staff in 2015 as strength and conditioning coach for the Venezuelan Summer League Phillies (R) before taking on the same role with the Dominican Summer League Phillies (R) in 2016. Pitched in the Phillies minor league system for four years (2009-12), going 13-18 with a 4.85 ERA.



## MINOR LEAGUE AFFILIATES



### LEHIGH VALLEY IRONPIGS

International League (Triple-A)  
Phillies affiliate since 2008

**Ballpark:** Coca-Cola Park  
**General Manager:** Kurt Landes  
**Manager:** Anthony Contreras  
**Address:**  
1050 IronPigs Way  
Allentown, PA 18109  
**Phone:** (610) 841-PIGS  
**Website:** milb.com/lehigh-valley



### READING FIGHTINS

Eastern League (Double-A)  
Phillies affiliate since 1967

**Ballpark:** FirstEnergy Stadium  
**General Manager:** Scott Hunsicker  
**Manager:** Al Pedrique  
**Mailing Address:**  
P.O. Box 15050  
Reading, PA 19612  
**Street Address:**  
1900 Centre Avenue  
Reading, PA 19605  
**Phone:** (610) 375-8469  
**Website:** milb.com/reading



### JERSEY SHORE BLUECLAWS

South Atlantic League (High-A)  
Phillies affiliate since 2001

**Ballpark:** ShoreTown Ballpark  
**General Manager:** Joe Ricciutti  
**Manager:** Greg Brodzinski  
**Address:**  
2 Stadium Way  
Lakewood, NJ 08701  
**Phone:** (732) 901-7000  
**Website:** milb.com/jersey-shore



### CLEARWATER THRESHERS

Florida State League (Single-A)  
Phillies affiliate since 1985

**Ballpark:** BayCare Ballpark  
**General Manager:** Jason Adams  
**Manager:** Marty Malloy  
**Address:**  
601 N. Old Coachman Road  
Clearwater, FL 33765  
**Phone:** (727) 712-4300  
**Website:** milb.com/clearwater



### FCL PHILLIES

Florida Complex League (R)  
Phillies affiliate since 1999

**Ballpark:** Carpenter Complex  
**General Manager:** Lee McDaniel  
**FCL Phillies Manager:** Shawn Williams  
**Address:**  
651 N. Old Coachman Road  
Clearwater, FL 33765  
**Phone:** (727) GO-PHILS



### DSL PHILLIES

Dominican Summer League (R)  
Phillies affiliate since 2002

**DSL Phillies Red Manager:** Nerluis Martínez  
**DSL Phillies White Manager:** Orlando Muñoz

# 2022 MINOR LEAGUE NOTES

## SEASON IN REVIEW

Philadelphia's minor league affiliates posted a combined record of 347-372 (.483). Lehigh Valley finished 2nd in fewest home runs allowed (138) among all triple-A clubs. Only Worcester (117) allowed fewer home runs. Reading tossed 11 shutouts, tied for 2nd among all double-A clubs. Jersey Shore's pitching staff allowed 86 home runs, which was 3rd-fewest in the South Atlantic League. Clearwater pitchers averaged 10.46 SO/9.0 IP (1,267 SO, 1090.2 IP). The FCL Phillies posted a .974 fielding percentage, tied for 1st in the league. The DSL Phillies White were league champions, defeating the DSL Rockies 2-1 in a best-of-three series. The DSL Phillies Red recorded 18 saves, which ranked tied for 3rd in the league.

### PHILLIES 2022

| Team               | W          | L          | PCT         |
|--------------------|------------|------------|-------------|
| Lehigh Valley      | 76         | 72         | .514        |
| Reading            | 61         | 77         | .442        |
| Jersey Shore       | 51         | 81         | .386        |
| Clearwater         | 57         | 71         | .445        |
| FCL Phillies       | 26         | 29         | .473        |
| DSL Phillies Red   | 36         | 23         | .610        |
| DSL Phillies White | 40         | 19         | .678        |
| <b>Overall</b>     | <b>347</b> | <b>372</b> | <b>.483</b> |

## ATTENDANCE

| Affiliate     | League         | *Rank | Attendance | Avg/Game |
|---------------|----------------|-------|------------|----------|
| Lehigh Valley | International  | 1st   | 544,220    | 7,665    |
| Reading       | Eastern        | 4th   | 368,068    | 5,577    |
| Jersey Shore  | South Atlantic | 3rd   | 256,141    | 4,269    |
| Clearwater    | Florida State  | 1st   | 151,982    | 2,412    |

\* Based on avg. per game

## PAUL OWENS AWARD WINNERS

The Phillies selected infielder Darick Hall and right-handed pitcher Andrew Painter as the recipients of the 2022 Paul Owens Award, presented annually to the organization's top minor league player and pitcher.

Hall posted a .254/.330/.528 slash line (.858 OPS) with 24 doubles, 28 home runs, 88 RBI and 59 runs in 101 games with triple-A Lehigh Valley in 2022. The left-handed slugger was named the Phillies Minor League Hitter of the Month in April and earned back-to-back International League Player of the Week honors. Hall had the following rankings in the IL: third in slugging percentage, seventh in OPS, tied for third in home runs, fourth in RBI and seventh in extra-base hits (52). Hall made his major league debut on June 29 against Atlanta and became the first Phillies player in the modern era (since 1900) to hit at least four home runs in his first eight career games, according to the Elias Sports Bureau.

Painter went 6-2 with a 1.56 ERA (18 ER, 103.2 IP) and 0.89 WHIP in 22 combined starts with single-A Clearwater (9), high-A Jersey Shore (8) and double-A Reading (5). He recorded 155 strikeouts to 25 walks (6.20 SO/BB ratio) and held opponents to a .181 batting average (67-371) while allowing just five home runs to the 401 batters he faced. Painter, who led all Phillies minor league pitchers in strikeouts, averaged 13.46 strikeouts per 9.0 innings and had a 38.7 percent strikeout rate compared to a 6.2 percent walk rate. He made his final five starts of the season with Reading, posting a 2.54 ERA (8 ER, 28.1 IP) with 37 strikeouts to two walks. In his 22 starts overall, he tossed at least 6.0 innings eight times. Additionally, Painter was the first Phillies minor league pitcher to post a sub-1.60 ERA (min. 100.0 IP) with at least 145 strikeouts in a season since left-hander Cole Hamels did so in 2003.

## ORGANIZATIONAL LEADERS (FULL SEASON)

| Batting      |                                    |
|--------------|------------------------------------|
| *Average     | Yairo Munoz (LV) .311              |
| *OPS         | Logan O'Hoppe (REA) .889           |
| Games        | Johan Rojas (JS, REA) 130          |
| At-bats      | Johan Rojas (JS, REA) 500          |
| PA           | Johan Rojas (JS, REA) 556          |
| Runs         | Johan Rojas (JS, REA) 82           |
| Hits         | Johan Rojas (JS, REA) 122          |
| Doubles      | Dalton Guthrie (LV) 27             |
| Triples      | Leandro Pineda (CLR, JS) 7         |
|              | Johan Rojas (JS, REA) 7            |
| Home runs    | Darick Hall (LV) 28                |
| RBI          | Darick Hall (LV) 88                |
| Total bases  | Darick Hall (LV) 208               |
| Walks        | Josh Ockimey (REA, LV) 84          |
| Strikeouts   | Jhailyn Ortiz (REA) 165            |
| Stolen bases | Johan Rojas (JS, REA) 62           |
|              | *Min. 275 PA                       |
| Pitching     |                                    |
| Wins         | Mick Abel (JS, REA) 8              |
| Losses       | Mick Abel (JS, REA) 11             |
| *ERA         | Andrew Painter (CLR, JS, REA) 1.56 |
| *WHIP        | Andrew Painter (CLR, JS, REA) 0.89 |
| Games        | Brian Marconi (REA, LV) 53         |
| Starts       | Noah Skirrow (REA, LV) 25          |
| CG           | Andrew Painter (JS) 1              |
|              | Colton Eastman (LV)                |
|              | Victor Vargas (JS)                 |
| Shutouts     | Andrew Painter (JS) 1              |
|              | Victor Vargas (JS)                 |
| Saves        | Brian Marconi (REA, LV) 18         |
| IP           | Noah Skirrow (REA, LV) 119.2       |
| Walks        | Colton Eastman (REA, LV) 66        |
| Strikeouts   | Andrew Painter (CLR, JS, REA) 155  |
|              | *Min. 75.0 IP                      |

## ORGANIZATIONAL LEADERS (SHORT SEASON)

| Batting      |                              |
|--------------|------------------------------|
| *Average     | Leonardo Rondón (DSLW) .340  |
| *OPS         | Leonardo Rondón (DSLW) .906  |
| Games        | Jorge Garcia (DSLW) 54       |
| At-bats      | Marco Soto (DSLW) 177        |
| PA           | Marco Soto (DSLW) 203        |
| Runs         | Jorge Garcia (DSLW) 30       |
| Hits         | Marco Soto (DSLW) 53         |
| Doubles      | Raylin Heredia (DSLW) 16     |
| Triples      | Santiago Torres (DSLW) 8     |
| Home runs    | Felix Reyes (FCL) 4          |
| RBI          | Raylin Heredia (DSLW) 33     |
| Total bases  | Raylin Heredia (DSLW) 79     |
| Walks        | Nolan Beltran (DSLW) 31      |
| Strikeouts   | Jefferson Pena (DSLW) 61     |
| Stolen bases | José Leanez (DSLW) 23        |
|              | *Min. 125 PA                 |
| Pitching     |                              |
| Wins         | Douglas Mijares (DSLW) 6     |
| Losses       | Luis González (DSLW) 5       |
| *ERA         | Maxwel Hernández (DSLW) 0.72 |
| *WHIP        | Maxwel Hernández (DSLW) 0.81 |
| Games        | Christopher Soriano (FCL) 16 |
| Starts       | Maxwel Hernández (DSLW) 11   |
|              | Danyony Pulido (DSLW)        |
|              | Luis González (DSLW)         |
| CG           | Fernando Ortega (DSLW) 1     |
|              | Ezequiel Ventura (DSLW) 1    |
| Shutouts     | N/A                          |
| Saves        | Jesús Querales (DSLW) 7      |
| IP           | Luis González (DSLW) 51.0    |
| Walks        | Danyony Pulido (DSLW) 28     |
| Strikeouts   | Maxwel Hernández (DSLW) 51   |
|              | *Min. 40.0 IP                |

SCOUTING & PLAYER DEV.

# 2022 LEHIGH VALLEY REVIEW

Finished T-4th in International League's East Division (76-72, .514)... **STAFF** – Manager: Anthony Contreras; Hitting Coach: Joe Thurston; Pitching Coach: Cesar Ramos; Bench/Position Coach: Greg Brodzinski; Development Coach: Bill Greenfield; Athletic Trainer: Elliot Diehl; Assistant Athletic Trainer: Meaghan Flaherty; Strength & Conditioning Coach: Mike Lidge.

**LEAGUE LEADERS: TEAM** – T-12th in team batting average (.248), 15th in team ERA (4.85) and 4th in team fielding percentage (.982)... **BATTING – Slugging percentage:** Darick Hall, 3rd (.528)... **OPS:** Darick Hall, 7th (858)... **Home runs:** Darick Hall, T-3rd (28)... **Runs batted in:** Darick Hall, 4th (88)... **Extra-base hits:** Darick Hall, 7th (52)... **Total bases:** Darick Hall, 10th (208)... **Sacrifice hits:** Will Toffey, T-4th (5), Scott Kingery, T-7th (4)... **GIDP:** Darick Hall, T-7th (14)... **PITCHING – Games:** Nick Duron, 10th (52)... **Games finished:** Nick Duron, 8th (32)... **Intentional walks:** Nick Duron, 1st (6)... **Wild pitches:** Ofreidy Gómez, 2nd (13)... **Balks:** Nick Duron, T-3rd (3).

| PLAYER        | AVG         | G          | AB          | R          | H           | TB          | 2B         | 3B        | HR         | RBI        | SH        | SF        | HP        | BB         | SO          | SB         | CS        | DP        | OBP         | SLG         | OPS         | E         |
|---------------|-------------|------------|-------------|------------|-------------|-------------|------------|-----------|------------|------------|-----------|-----------|-----------|------------|-------------|------------|-----------|-----------|-------------|-------------|-------------|-----------|
| Andreoli, J   | .154        | 36         | 104         | 15         | 16          | 27          | 3          | 1         | 2          | 11         | 2         | 1         | 0         | 29         | 49          | 6          | 1         | 1         | .336        | .260        | .596        | 2         |
| Bonifacio, J  | .240        | 112        | 383         | 44         | 92          | 156         | 17         | 1         | 15         | 57         | 0         | 4         | 10        | 47         | 125         | 8          | 2         | 2         | .336        | .407        | .743        | 2         |
| Cabral, E     | .149        | 24         | 74          | 6          | 11          | 18          | 1          | 0         | 2          | 7          | 0         | 0         | 0         | 10         | 25          | 2          | 0         | 0         | .250        | .243        | .493        | 5         |
| Camargo, J    | .213        | 41         | 141         | 19         | 30          | 42          | 6          | 0         | 2          | 23         | 0         | 4         | 1         | 21         | 25          | 0          | 0         | 4         | .311        | .298        | .609        | 1         |
| Castillo, A   | .275        | 61         | 182         | 25         | 50          | 60          | 10         | 0         | 0          | 17         | 0         | 1         | 0         | 21         | 23          | 7          | 1         | 4         | .348        | .330        | .678        | 1         |
| Conley, J     | .125        | 5          | 16          | 1          | 2           | 2           | 0          | 0         | 0          | 2          | 1         | 0         | 0         | 2          | 8           | 1          | 0         | 0         | .222        | .125        | .347        | 0         |
| Dykstra, J    | .000        | 7          | 0           | 0          | 0           | 0           | 0          | 0         | 0          | 0          | 0         | 0         | 0         | 0          | 0           | 0          | 0         | 0         | .000        | .000        | .000        | 0         |
| Ellison, K    | .056        | 8          | 18          | 1          | 1           | 1           | 0          | 0         | 0          | 0          | 0         | 0         | 0         | 4          | 6           | 0          | 0         | 0         | .227        | .056        | .283        | 0         |
| Francisco, F  | .000        | 2          | 2           | 0          | 0           | 0           | 0          | 0         | 0          | 0          | 0         | 0         | 0         | 0          | 2           | 0          | 0         | 0         | .000        | .000        | .000        | 0         |
| Frisia, V     | .063        | 6          | 16          | 1          | 1           | 1           | 0          | 0         | 0          | 0          | 0         | 0         | 0         | 2          | 7           | 0          | 0         | 0         | .167        | .063        | .230        | 0         |
| Gozzo, S      | .000        | 2          | 3           | 0          | 0           | 0           | 0          | 0         | 0          | 0          | 0         | 0         | 0         | 1          | 1           | 0          | 0         | 0         | .250        | .000        | .250        | 0         |
| Gregorius, D  | .200        | 5          | 15          | 3          | 3           | 6           | 0          | 0         | 1          | 2          | 0         | 1         | 1         | 1          | 1           | 0          | 0         | 0         | .278        | .400        | .678        | 0         |
| Guthrie, D    | .302        | 92         | 338         | 64         | 102         | 161         | 27         | 1         | 10         | 52         | 2         | 1         | 9         | 24         | 73          | 21         | 6         | 4         | .363        | .476        | .839        | 3         |
| Hall, D       | .254        | 101        | 394         | 59         | 100         | 208         | 24         | 0         | 28         | 88         | 0         | 3         | 4         | 42         | 100         | 6          | 1         | 14        | .330        | .528        | .858        | 1         |
| Harper, B     | .625        | 2          | 8           | 3          | 5           | 13          | 2          | 0         | 2          | 6          | 0         | 0         | 0         | 2          | 1           | 0          | 1         | 0         | .700        | 1.625       | 2.325       | 0         |
| Herrera, O    | .154        | 3          | 13          | 1          | 2           | 3           | 1          | 0         | 0          | 1          | 0         | 0         | 0         | 0          | 1           | 0          | 0         | 0         | .154        | .231        | .385        | 0         |
| Iser, H       | .286        | 3          | 7           | 0          | 2           | 2           | 0          | 0         | 0          | 0          | 0         | 0         | 0         | 1          | 2           | 0          | 0         | 0         | .375        | .286        | .661        | 0         |
| Kelly, M      | .000        | 47         | 0           | 0          | 0           | 0           | 0          | 0         | 0          | 0          | 0         | 0         | 0         | 0          | 0           | 0          | 0         | 0         | .000        | .000        | .000        | 0         |
| Kingery, S    | .230        | 95         | 305         | 51         | 70          | 113         | 14         | 4         | 7          | 34         | 4         | 1         | 2         | 54         | 108         | 18         | 2         | 1         | .348        | .370        | .718        | 8         |
| Maggi, D      | .209        | 66         | 196         | 27         | 41          | 49          | 8          | 0         | 0          | 14         | 3         | 1         | 6         | 35         | 54          | 14         | 5         | 3         | .345        | .250        | .595        | 8         |
| Marchan, R    | .233        | 66         | 232         | 26         | 54          | 83          | 17         | 0         | 4          | 29         | 0         | 2         | 9         | 20         | 24          | 1          | 0         | 8         | .316        | .358        | .674        | 6         |
| Markwardt, H  | .000        | 1          | 0           | 1          | 0           | 0           | 0          | 0         | 0          | 0          | 0         | 0         | 0         | 0          | 0           | 0          | 0         | 0         | .000        | .000        | .000        | 0         |
| Marsh, B      | .429        | 2          | 7           | 3          | 3           | 3           | 0          | 0         | 0          | 3          | 0         | 0         | 0         | 1          | 1           | 2          | 0         | 0         | .500        | .429        | .929        | 0         |
| Marvel, J     | .000        | 35         | 1           | 0          | 0           | 0           | 0          | 0         | 0          | 0          | 0         | 0         | 0         | 0          | 0           | 0          | 0         | 1         | .000        | .000        | .000        | 2         |
| Maton, N      | .261        | 57         | 211         | 33         | 55          | 92          | 20         | 1         | 5          | 35         | 0         | 2         | 3         | 34         | 55          | 3          | 1         | 4         | .368        | .436        | .804        | 6         |
| Moniak, M     | .277        | 20         | 83          | 14         | 23          | 43          | 5          | 0         | 5          | 8          | 0         | 0         | 0         | 8          | 22          | 5          | 3         | 0         | .341        | .518        | .859        | 0         |
| Munoz, Y      | .310        | 72         | 277         | 41         | 86          | 121         | 15         | 1         | 6          | 37         | 2         | 1         | 3         | 9          | 48          | 13         | 3         | 5         | .338        | .437        | .775        | 9         |
| Muzziotti, S  | .313        | 5          | 16          | 2          | 5           | 5           | 0          | 0         | 0          | 0          | 0         | 0         | 0         | 2          | 3           | 1          | 0         | 0         | .389        | .313        | .702        | 0         |
| Ockimey, J    | .202        | 53         | 178         | 30         | 36          | 70          | 8          | 1         | 8          | 27         | 0         | 2         | 2         | 28         | 58          | 1          | 0         | 5         | .314        | .393        | .707        | 2         |
| Peterson, D   | .244        | 102        | 393         | 49         | 96          | 149         | 22         | 2         | 9          | 47         | 0         | 1         | 3         | 40         | 101         | 6          | 2         | 15        | .318        | .379        | .697        | 5         |
| Quinn, R      | .294        | 6          | 17          | 8          | 5           | 11          | 3          | 0         | 1          | 2          | 0         | 0         | 0         | 8          | 4           | 0          | 1         | 0         | .520        | .647        | 1.167       | 0         |
| Robertson, D  | .220        | 41         | 141         | 23         | 31          | 57          | 11         | 0         | 5          | 16         | 0         | 1         | 3         | 16         | 40          | 0          | 1         | 3         | .311        | .404        | .715        | 3         |
| Rossman, B    | .000        | 16         | 0           | 0          | 0           | 0           | 0          | 0         | 0          | 0          | 0         | 0         | 0         | 0          | 0           | 0          | 0         | 0         | .000        | .000        | .000        | 0         |
| Sands, D      | .308        | 57         | 201         | 41         | 62          | 86          | 9          | 0         | 5          | 34         | 0         | 3         | 0         | 38         | 44          | 1          | 0         | 10        | .413        | .428        | .841        | 4         |
| Segura, J     | .200        | 8          | 30          | 3          | 6           | 6           | 0          | 0         | 0          | 3          | 0         | 0         | 0         | 6          | 6           | 2          | 0         | 0         | .333        | .200        | .533        | 1         |
| Sharpe, C     | .219        | 51         | 155         | 23         | 34          | 54          | 11         | 0         | 3          | 23         | 0         | 2         | 4         | 20         | 55          | 8          | 3         | 2         | .320        | .348        | .668        | 4         |
| Singer, J     | .000        | 25         | 1           | 0          | 0           | 0           | 0          | 0         | 0          | 0          | 0         | 0         | 0         | 0          | 0           | 0          | 0         | 0         | .000        | .000        | .000        | 1         |
| Stokes, M     | .219        | 11         | 32          | 1          | 7           | 10          | 1          | 1         | 0          | 3          | 0         | 0         | 0         | 5          | 14          | 6          | 0         | 0         | .324        | .313        | .637        | 0         |
| Stott, B      | .333        | 9          | 36          | 11         | 12          | 22          | 2          | 1         | 2          | 7          | 0         | 1         | 0         | 3          | 10          | 2          | 0         | 1         | .375        | .611        | .986        | 0         |
| Toffey, W     | .242        | 97         | 326         | 48         | 79          | 137         | 23         | 4         | 9          | 37         | 5         | 2         | 7         | 48         | 121         | 9          | 2         | 3         | .350        | .420        | .770        | 6         |
| Torreyes, R   | .171        | 10         | 35          | 5          | 6           | 7           | 1          | 0         | 0          | 3          | 0         | 0         | 0         | 3          | 2           | 0          | 0         | 1         | .237        | .200        | .437        | 2         |
| Vierling, M   | .271        | 21         | 85          | 15         | 23          | 39          | 6          | 2         | 2          | 9          | 0         | 0         | 0         | 10         | 15          | 8          | 2         | 2         | .347        | .459        | .806        | 0         |
| Warren, Z     | .000        | 27         | 0           | 0          | 0           | 0           | 0          | 0         | 0          | 0          | 0         | 0         | 0         | 0          | 0           | 0          | 0         | 0         | .000        | .000        | .000        | 1         |
| Williams, J   | .194        | 19         | 62          | 8          | 12          | 15          | 3          | 0         | 0          | 9          | 0         | 0         | 2         | 10         | 20          | 0          | 0         | 3         | .324        | .242        | .566        | 0         |
| Wynns, A      | .365        | 33         | 104         | 21         | 38          | 52          | 5          | 0         | 3          | 20         | 0         | 0         | 1         | 28         | 18          | 1          | 0         | 0         | .504        | .500        | 1.004       | 0         |
| <b>Totals</b> | <b>.248</b> | <b>148</b> | <b>4838</b> | <b>726</b> | <b>1201</b> | <b>1924</b> | <b>275</b> | <b>20</b> | <b>136</b> | <b>666</b> | <b>19</b> | <b>34</b> | <b>70</b> | <b>633</b> | <b>1272</b> | <b>152</b> | <b>37</b> | <b>96</b> | <b>.342</b> | <b>.398</b> | <b>.740</b> | <b>96</b> |

## 2022 LEHIGH VALLEY REVIEW (cont.)

| PLAYER         | W-L   | ERA   | G   | GS  | CG | GF  | SHO | SV | IP     | H    | R   | ER  | HR  | HB  | BB  | IBB | SO   | WP  | BK | AVG  |
|----------------|-------|-------|-----|-----|----|-----|-----|----|--------|------|-----|-----|-----|-----|-----|-----|------|-----|----|------|
| Adams, M       | 0-0   | 13.50 | 2   | 0   | 0  | 1   | 0   | 0  | 2.0    | 3    | 3   | 3   | 1   | 0   | 2   | 0   | 1    | 0   | 0  | .375 |
| Alvarado, J    | 1-0   | 0.00  | 4   | 0   | 0  | 1   | 0   | 1  | 4.0    | 1    | 0   | 0   | 0   | 0   | 1   | 0   | 5    | 0   | 0  | .083 |
| Appel, M       | 6-0   | 3.15  | 31  | 0   | 0  | 10  | 0   | 5  | 40.0   | 33   | 17  | 14  | 4   | 6   | 17  | 0   | 36   | 3   | 0  | .223 |
| Barrett, A     | 1-1   | 12.83 | 15  | 1   | 0  | 2   | 0   | 0  | 13.1   | 23   | 20  | 19  | 5   | 1   | 8   | 0   | 15   | 1   | 0  | .371 |
| Bellatti, A    | 0-0   | 0.00  | 2   | 0   | 0  | 1   | 0   | 0  | 1.1    | 2    | 0   | 0   | 0   | 1   | 0   | 0   | 3    | 1   | 0  | .400 |
| Bettencourt, T | 0-0   | 4.32  | 8   | 1   | 0  | 1   | 0   | 0  | 8.1    | 13   | 5   | 4   | 2   | 0   | 3   | 0   | 7    | 1   | 0  | .371 |
| Brogdon, C     | 0-1   | 2.89  | 10  | 1   | 0  | 3   | 0   | 2  | 9.1    | 8    | 3   | 3   | 0   | 1   | 6   | 0   | 17   | 2   | 0  | .229 |
| Castillo, A    | 0-0   | 13.50 | 2   | 0   | 0  | 2   | 0   | 1  | 1.1    | 2    | 2   | 2   | 1   | 0   | 0   | 0   | 1    | 0   | 0  | .333 |
| Coonrod, S     | 1-0   | 8.00  | 9   | 0   | 0  | 0   | 0   | 0  | 9.0    | 12   | 9   | 8   | 1   | 1   | 6   | 0   | 5    | 1   | 0  | .316 |
| Crouse, H      | 0-3   | 13.14 | 5   | 5   | 0  | 0   | 0   | 0  | 12.1   | 21   | 18  | 18  | 2   | 0   | 6   | 0   | 13   | 4   | 0  | .375 |
| Cyr, T         | 2-3   | 2.50  | 35  | 0   | 0  | 16  | 0   | 6  | 36.0   | 26   | 13  | 10  | 0   | 1   | 18  | 0   | 37   | 2   | 0  | .202 |
| Devenski, C    | 0-0   | 1.04  | 9   | 0   | 0  | 3   | 0   | 0  | 8.2    | 4    | 1   | 1   | 1   | 0   | 3   | 0   | 11   | 0   | 0  | .133 |
| Dohy, K        | 0-0   | 7.41  | 19  | 0   | 0  | 2   | 0   | 0  | 17.0   | 22   | 17  | 14  | 2   | 0   | 15  | 0   | 25   | 2   | 0  | .297 |
| Dominguez, S   | 0-0   | 0.00  | 1   | 0   | 0  | 1   | 0   | 0  | 1.0    | 0    | 0   | 0   | 0   | 0   | 2   | 0   | 1    | 0   | 0  | .000 |
| Duron, N       | 4-7   | 2.77  | 52  | 0   | 0  | 32  | 0   | 7  | 48.2   | 45   | 21  | 15  | 3   | 2   | 29  | 6   | 63   | 4   | 3  | .253 |
| Dykstra, J     | 0-0   | 5.06  | 6   | 1   | 0  | 3   | 0   | 0  | 5.1    | 6    | 3   | 3   | 0   | 1   | 4   | 0   | 4    | 1   | 0  | .273 |
| Eastman, C     | 1-7   | 5.83  | 16  | 15  | 1  | 0   | 0   | 0  | 54.0   | 41   | 36  | 35  | 4   | 6   | 44  | 0   | 53   | 5   | 1  | .211 |
| Eflin, Z       | 0-0   | 4.50  | 1   | 1   | 0  | 0   | 0   | 0  | 2.0    | 1    | 1   | 1   | 1   | 0   | 0   | 0   | 3    | 0   | 0  | .143 |
| Emanuel, K     | 2-2   | 2.37  | 10  | 10  | 0  | 0   | 0   | 0  | 49.1   | 47   | 16  | 13  | 4   | 3   | 6   | 0   | 44   | 0   | 0  | .250 |
| Falter, B      | 4-1   | 1.91  | 9   | 9   | 0  | 0   | 0   | 0  | 47.0   | 25   | 10  | 10  | 4   | 2   | 6   | 0   | 49   | 0   | 0  | .157 |
| Fry, J         | 1-2   | 6.75  | 18  | 0   | 0  | 2   | 0   | 0  | 16.0   | 17   | 12  | 12  | 2   | 3   | 7   | 1   | 20   | 0   | 0  | .283 |
| Gatto, J       | 3-0   | 6.62  | 28  | 2   | 0  | 1   | 0   | 0  | 34.0   | 36   | 27  | 25  | 6   | 0   | 33  | 1   | 45   | 4   | 1  | .273 |
| Gómez, O       | 0-1   | 8.49  | 24  | 3   | 0  | 2   | 0   | 0  | 23.1   | 28   | 22  | 22  | 3   | 2   | 26  | 0   | 27   | 13  | 0  | .295 |
| Hennigan, J    | 5-3   | 3.53  | 45  | 2   | 0  | 2   | 0   | 0  | 58.2   | 42   | 23  | 23  | 4   | 5   | 38  | 0   | 55   | 1   | 1  | .205 |
| Hernandez, J   | 3-1   | 4.22  | 46  | 0   | 0  | 9   | 0   | 6  | 49.0   | 38   | 23  | 23  | 10  | 3   | 19  | 1   | 69   | 4   | 0  | .216 |
| Jones, D       | 0-1   | 2.25  | 4   | 0   | 0  | 1   | 0   | 0  | 4.0    | 2    | 1   | 1   | 0   | 0   | 2   | 0   | 6    | 0   | 0  | .154 |
| Kelly, M       | 2-2   | 5.29  | 47  | 1   | 0  | 12  | 0   | 1  | 51.0   | 56   | 34  | 30  | 8   | 1   | 24  | 0   | 66   | 1   | 1  | .279 |
| Maggi, D       | 0-0   | 0.00  | 1   | 0   | 0  | 1   | 0   | 0  | 1.0    | 1    | 0   | 0   | 0   | 0   | 0   | 0   | 0    | 0   | 0  | .333 |
| Maples, D      | 1-0   | 6.28  | 19  | 0   | 0  | 6   | 0   | 0  | 14.1   | 9    | 12  | 10  | 0   | 5   | 22  | 0   | 18   | 3   | 1  | .180 |
| Marconi, B     | 0-1   | 3.95  | 10  | 1   | 0  | 1   | 0   | 0  | 13.2   | 15   | 7   | 6   | 2   | 2   | 13  | 0   | 11   | 0   | 0  | .288 |
| Mariot, M      | 4-1   | 4.64  | 11  | 11  | 0  | 0   | 0   | 0  | 52.1   | 49   | 28  | 27  | 9   | 6   | 21  | 0   | 36   | 4   | 0  | .246 |
| Marvel, J      | 6-7   | 6.05  | 35  | 9   | 0  | 1   | 0   | 0  | 93.2   | 114  | 67  | 63  | 8   | 8   | 31  | 0   | 62   | 10  | 2  | .306 |
| McGarry, G     | 0-2   | 9.00  | 7   | 0   | 0  | 2   | 0   | 0  | 8.0    | 7    | 8   | 8   | 2   | 0   | 9   | 0   | 9    | 1   | 0  | .250 |
| Miller, E      | 0-1   | 7.50  | 10  | 0   | 0  | 1   | 0   | 0  | 12.0   | 14   | 10  | 10  | 4   | 1   | 14  | 0   | 18   | 0   | 0  | .280 |
| Morales, F     | 3-3   | 9.58  | 22  | 0   | 0  | 6   | 0   | 2  | 20.2   | 24   | 23  | 22  | 1   | 1   | 28  | 0   | 16   | 4   | 0  | .289 |
| Munoz, Y       | 0-0   | 18.00 | 1   | 0   | 0  | 1   | 0   | 0  | 1.0    | 1    | 2   | 2   | 0   | 1   | 2   | 0   | 1    | 0   | 0  | .250 |
| Newberry, J    | 1-1   | 3.46  | 19  | 4   | 0  | 2   | 0   | 0  | 26.0   | 22   | 11  | 10  | 1   | 2   | 14  | 0   | 15   | 0   | 0  | .227 |
| Nittoli, V     | 0-0   | 7.94  | 5   | 0   | 0  | 0   | 0   | 0  | 5.2    | 8    | 5   | 5   | 2   | 0   | 0   | 0   | 5    | 0   | 0  | .333 |
| Ogle, B        | 2-2   | 5.30  | 36  | 0   | 0  | 8   | 0   | 1  | 35.2   | 40   | 21  | 21  | 1   | 1   | 21  | 1   | 24   | 5   | 0  | .284 |
| Oswalt, C      | 2-2   | 5.56  | 11  | 6   | 0  | 0   | 0   | 0  | 22.2   | 28   | 14  | 14  | 1   | 1   | 10  | 0   | 14   | 1   | 0  | .315 |
| Perkins, J     | 0-2   | 14.85 | 4   | 3   | 0  | 0   | 0   | 0  | 6.2    | 11   | 11  | 11  | 1   | 0   | 7   | 0   | 8    | 1   | 0  | .379 |
| Plassmeyer, M  | 6-3   | 2.41  | 16  | 16  | 0  | 0   | 0   | 0  | 82.0   | 63   | 26  | 22  | 12  | 8   | 23  | 0   | 82   | 2   | 0  | .211 |
| Romero, J      | 0-0   | 0.00  | 5   | 0   | 0  | 1   | 0   | 0  | 4.0    | 3    | 0   | 0   | 0   | 0   | 0   | 0   | 3    | 0   | 0  | .200 |
| Rossman, B     | 3-3   | 6.04  | 15  | 5   | 0  | 2   | 0   | 0  | 25.1   | 29   | 18  | 17  | 2   | 1   | 17  | 0   | 27   | 3   | 1  | .284 |
| Sánchez, C     | 2-2   | 3.14  | 15  | 14  | 0  | 0   | 0   | 0  | 57.1   | 48   | 24  | 20  | 1   | 4   | 20  | 0   | 58   | 2   | 0  | .226 |
| Sanchez, R     | 6-4   | 4.79  | 21  | 21  | 0  | 0   | 0   | 0  | 92.0   | 102  | 55  | 49  | 10  | 8   | 34  | 0   | 83   | 3   | 4  | .281 |
| Scott, Tay     | 0-0   | 15.00 | 4   | 0   | 0  | 0   | 0   | 0  | 3.0    | 7    | 5   | 5   | 0   | 1   | 4   | 0   | 4    | 0   | 0  | .438 |
| Seelinger, M   | 0-0   | 0.00  | 2   | 1   | 0  | 0   | 0   | 0  | 1.2    | 1    | 0   | 0   | 0   | 0   | 2   | 1   | 4    | 0   | 0  | .167 |
| Sherriff, R    | 1-0   | 3.18  | 11  | 0   | 0  | 0   | 0   | 0  | 11.1   | 12   | 4   | 4   | 1   | 3   | 6   | 0   | 12   | 1   | 0  | .293 |
| Singer, J      | 2-2   | 7.04  | 25  | 1   | 0  | 3   | 0   | 0  | 30.2   | 34   | 24  | 24  | 8   | 6   | 20  | 1   | 29   | 2   | 0  | .281 |
| Skirrow, N     | 0-1   | 3.00  | 4   | 4   | 0  | 0   | 0   | 0  | 21.0   | 14   | 7   | 7   | 3   | 0   | 9   | 0   | 18   | 0   | 0  | .192 |
| Vasquez, A     | 0-0   | 2.25  | 4   | 0   | 0  | 2   | 0   | 0  | 4.0    | 3    | 2   | 1   | 0   | 0   | 1   | 0   | 3    | 0   | 0  | .188 |
| Warren, Z      | 1-0   | 7.94  | 26  | 0   | 0  | 3   | 0   | 0  | 22.2   | 23   | 20  | 20  | 1   | 2   | 26  | 0   | 20   | 8   | 1  | .261 |
| Totals         | 76-72 | 4.85  | 148 | 148 | 1  | 147 | 4   | 32 | 1274.1 | 1236 | 741 | 687 | 138 | 100 | 679 | 12  | 1261 | 100 | 16 | .255 |

### 2022 PHILLIES MINOR LEAGUE HITTERS & PITCHERS OF THE MONTH

|               |                            |   |
|---------------|----------------------------|---|
|               | <b>HITTER(S)</b>           | <b>PITCHER(S)</b>                             |
| <b>April</b>  | INF Darick Hall (LHV)      | RHP Andrew Painter (CLR)<br>LHP Corey Phelan  |
| <b>May</b>    | INF Hao-Yu Lee (CLR)       | RHP Ben Brown (JS)                            |
| <b>June</b>   | INF Will Toffey (LV)       | RHP Griff McGarry (REA)                       |
| <b>July</b>   | OF Carlos De La Cruz (REA) | RHP Andrew Painter (JS)<br>RHP Ben Brown (JS) |
| <b>August</b> | OF Baron Radcliff (JS)     | RHP Andrew Baker (REA)                        |

SCOUTING & PLAYER DEV.

## 2022 READING REVIEW

Finished 4th in Eastern League's Northeast Division (61-77, .442)... **STAFF** – Manager: Shawn Williams; Hitting Coach: Tyler Henson; Pitching Coach: Matt Hockenberry; Bench/Position Coach: Mycal Jones; Athletic Trainer: Andrew Dodgson; Strength & Conditioning Coach: Bruce Pedditto.

**LEAGUE LEADERS: TEAM** – 9th in team batting average (.235), 8th in team ERA (4.59) and T-4th in team fielding percentage (.979)... **BATTING** – **Batting average:** Wendell Rijo, T-10th (.266)... **On-base percentage:** Wendell Rijo, T-10th (.353)... **Plate appearances:** Jhaylin Ortiz, 10th (505)... **Triples:** Johan Rojas, T-7th (5)... **Walks:** Vito Friscia and Josh Ockimey, T-9th (56)... **Strikeouts:** Jhaylin Ortiz, T-4th (165)... **Stolen bases:** Johna Rosas, 7th (29), Wendell Rijo, T-9th (24)... **Caught stealing:** Wendell Rijo and Kevin Vicuña, T-7th (7)... **Sacrifice hits:** Jonathan Guzman, 1st (8), Sal Gozzo, T-8th (4)... **Hit by pitch:** Jhaylin Ortiz, T-7th (12)... **PITCHING** – **Wins:** Mike Adams, T-7th (7)... **Losses:** Adam Leverett and Noah Skirrow, T-10th (8)... **Games:** Matt Seelinger, T-7th (45), Billy Sullivan, 9th (44), Brian Marconi, T-10th (43)... **Saves:** Brian Marconi, 1st (18)... **Games finished:** Brian Marconi, 2nd (36)... **Balks:** Noah Skirrow, T-4th (2).

| PLAYER        | AVG         | G          | AB          | R          | H           | TB          | 2B         | 3B        | HR         | RBI        | SH        | SF        | HP        | BB         | SO          | SB         | CS        | DP        | OBP         | SLG         | OPS         | E         |
|---------------|-------------|------------|-------------|------------|-------------|-------------|------------|-----------|------------|------------|-----------|-----------|-----------|------------|-------------|------------|-----------|-----------|-------------|-------------|-------------|-----------|
| Camargo, J    | .467        | 4          | 15          | 3          | 7           | 8           | 1          | 0         | 0          | 3          | 0         | 0         | 0         | 2          | 1           | 0          | 0         | 0         | .529        | .533        | 1.062       | 1         |
| Castillo, A   | .253        | 42         | 170         | 18         | 43          | 47          | 4          | 0         | 0          | 12         | 0         | 5         | 1         | 8          | 23          | 3          | 2         | 5         | .283        | .276        | .559        | 1         |
| Conley, J     | .239        | 74         | 234         | 21         | 56          | 90          | 10         | 3         | 6          | 30         | 1         | 0         | 5         | 31         | 63          | 2          | 2         | 5         | .341        | .385        | .726        | 5         |
| Corredor, A   | .244        | 110        | 393         | 56         | 96          | 149         | 11         | 0         | 14         | 70         | 1         | 4         | 4         | 53         | 98          | 0          | 0         | 8         | .337        | .379        | .716        | 5         |
| De La Cruz, C | .278        | 38         | 151         | 21         | 42          | 77          | 12         | 1         | 7          | 23         | 0         | 2         | 1         | 8          | 45          | 1          | 0         | 1         | .315        | .510        | .825        | 3         |
| Fitch, C      | .000        | 2          | 5           | 0          | 0           | 0           | 0          | 0         | 0          | 1          | 0         | 1         | 0         | 2          | 3           | 0          | 0         | 0         | .250        | .000        | .250        | 0         |
| Francisco, F  | .333        | 1          | 3           | 0          | 1           | 2           | 1          | 0         | 0          | 1          | 0         | 0         | 0         | 1          | 1           | 0          | 0         | 0         | .500        | .667        | 1.167       | 0         |
| Friscia, V    | .245        | 83         | 282         | 37         | 69          | 117         | 16         | 1         | 10         | 39         | 0         | 3         | 4         | 56         | 87          | 0          | 0         | 10        | .374        | .415        | .789        | 7         |
| García, L     | .091        | 6          | 22          | 0          | 2           | 2           | 0          | 0         | 0          | 1          | 1         | 0         | 0         | 3          | 11          | 0          | 1         | 0         | .200        | .091        | .291        | 1         |
| Gozzo, S      | .172        | 46         | 145         | 16         | 25          | 36          | 8          | 0         | 1          | 12         | 4         | 0         | 3         | 10         | 56          | 1          | 0         | 3         | .241        | .248        | .489        | 3         |
| Graffanino, A | .208        | 15         | 53          | 8          | 11          | 16          | 3          | 1         | 0          | 5          | 0         | 1         | 0         | 3          | 13          | 2          | 0         | 2         | .246        | .302        | .548        | 0         |
| Guzman, J     | .168        | 119        | 404         | 32         | 68          | 95          | 10         | 4         | 3          | 26         | 8         | 1         | 3         | 24         | 110         | 9          | 5         | 5         | .220        | .235        | .455        | 9         |
| Iser, H       | .278        | 23         | 79          | 9          | 22          | 33          | 5          | 0         | 2          | 9          | 0         | 0         | 1         | 9          | 19          | 0          | 0         | 2         | .360        | .418        | .778        | 1         |
| Jerez, A      | .222        | 3          | 9           | 1          | 2           | 2           | 0          | 0         | 0          | 0          | 0         | 0         | 1         | 0          | 2           | 0          | 0         | 0         | .300        | .222        | .522        | 1         |
| Kroon, M      | .000        | 2          | 5           | 0          | 0           | 0           | 0          | 0         | 0          | 0          | 0         | 0         | 0         | 1          | 3           | 0          | 1         | 1         | .167        | .000        | .167        | 1         |
| Markwardt, H  | .151        | 34         | 86          | 9          | 13          | 17          | 2          | 1         | 0          | 4          | 3         | 0         | 1         | 5          | 31          | 1          | 2         | 0         | .207        | .198        | .405        | 1         |
| Minyety, F    | .161        | 20         | 62          | 6          | 10          | 11          | 1          | 0         | 0          | 9          | 2         | 0         | 2         | 10         | 12          | 0          | 0         | 0         | .297        | .177        | .474        | 0         |
| Moniak, M     | .391        | 5          | 23          | 5          | 9           | 15          | 1          | 1         | 1          | 6          | 0         | 1         | 0         | 1          | 6           | 0          | 0         | 0         | .400        | .652        | 1.052       | 0         |
| Muzziotti, S  | .259        | 38         | 143         | 23         | 37          | 65          | 5          | 4         | 5          | 20         | 0         | 3         | 0         | 19         | 31          | 7          | 3         | 4         | .339        | .455        | .794        | 1         |
| O'Hoppe, L    | .275        | 75         | 262         | 48         | 72          | 130         | 11         | 1         | 15         | 45         | 0         | 2         | 11        | 41         | 52          | 6          | 2         | 3         | .392        | .496        | .888        | 4         |
| Ockimey, J    | .253        | 65         | 217         | 33         | 55          | 97          | 13         | 1         | 9          | 28         | 0         | 0         | 0         | 56         | 76          | 2          | 1         | 5         | .407        | .447        | .854        | 3         |
| Ortiz, J      | .237        | 119        | 448         | 67         | 106         | 186         | 25         | 2         | 17         | 61         | 0         | 2         | 12        | 43         | 165         | 9          | 2         | 8         | .319        | .415        | .734        | 10        |
| Rijo, W       | .266        | 94         | 342         | 57         | 91          | 152         | 23         | 1         | 12         | 53         | 1         | 4         | 7         | 41         | 85          | 24         | 7         | 8         | .353        | .444        | .797        | 7         |
| Rojas, J      | .260        | 60         | 235         | 42         | 61          | 91          | 8          | 5         | 4          | 16         | 3         | 0         | 5         | 21         | 44          | 29         | 4         | 3         | .333        | .387        | .720        | 2         |
| Sharpe, C     | .182        | 29         | 77          | 11         | 14          | 25          | 4          | 2         | 1          | 8          | 0         | 4         | 3         | 18         | 26          | 1          | 0         | 2         | .343        | .325        | .668        | 0         |
| Stokes, M     | .159        | 41         | 132         | 16         | 21          | 40          | 7          | 0         | 4          | 10         | 2         | 0         | 3         | 14         | 62          | 0          | 1         | 3         | .255        | .303        | .558        | 4         |
| Tatum, M      | .206        | 28         | 102         | 15         | 21          | 45          | 7          | 1         | 5          | 13         | 0         | 0         | 1         | 9          | 30          | 3          | 0         | 3         | .277        | .441        | .718        | 2         |
| Vicuña, K     | .272        | 88         | 312         | 37         | 85          | 116         | 15         | 5         | 2          | 37         | 0         | 3         | 9         | 17         | 66          | 9          | 7         | 9         | .326        | .372        | .698        | 12        |
| Wilson, E     | .214        | 18         | 70          | 7          | 15          | 20          | 2          | 0         | 1          | 3          | 1         | 0         | 2         | 5          | 21          | 1          | 2         | 2         | .286        | .286        | .572        | 0         |
| <b>Totals</b> | <b>.235</b> | <b>138</b> | <b>4481</b> | <b>598</b> | <b>1054</b> | <b>1684</b> | <b>205</b> | <b>34</b> | <b>119</b> | <b>545</b> | <b>27</b> | <b>36</b> | <b>79</b> | <b>511</b> | <b>1242</b> | <b>110</b> | <b>42</b> | <b>92</b> | <b>.322</b> | <b>.376</b> | <b>.698</b> | <b>99</b> |

## 2022 READING REVIEW (cont.)

| PLAYER         | W-L   | ERA   | G   | GS  | CG | GF  | SHO | SV | IP     | H    | R   | ER  | HR  | HB | BB  | IBB | SO   | WP  | BK | AVG  |
|----------------|-------|-------|-----|-----|----|-----|-----|----|--------|------|-----|-----|-----|----|-----|-----|------|-----|----|------|
| Abel, M        | 1-3   | 3.52  | 5   | 5   | 0  | 0   | 0   | 0  | 23.0   | 19   | 9   | 9   | 5   | 2  | 12  | 0   | 27   | 0   | 1  | .224 |
| Adams, M       | 7-1   | 5.28  | 37  | 4   | 0  | 5   | 0   | 1  | 61.1   | 68   | 44  | 36  | 10  | 1  | 29  | 1   | 58   | 7   | 0  | .280 |
| Anderson, A    | 0-2   | 11.57 | 6   | 2   | 0  | 1   | 0   | 0  | 9.1    | 15   | 14  | 12  | 3   | 0  | 6   | 0   | 3    | 3   | 0  | .375 |
| Baker, A       | 1-0   | 0.84  | 6   | 0   | 0  | 1   | 0   | 0  | 10.2   | 3    | 1   | 1   | 0   | 0  | 5   | 0   | 11   | 4   | 0  | .094 |
| Barber, A      | 0-0   | 20.25 | 3   | 0   | 0  | 1   | 0   | 0  | 4.0    | 9    | 9   | 9   | 2   | 0  | 3   | 0   | 6    | 1   | 0  | .450 |
| Bettencourt, T | 1-2   | 3.32  | 12  | 1   | 0  | 1   | 0   | 0  | 19.0   | 18   | 8   | 7   | 4   | 1  | 5   | 0   | 20   | 0   | 0  | .247 |
| Carr, T        | 0-0   | 6.97  | 8   | 0   | 0  | 4   | 0   | 0  | 10.1   | 13   | 8   | 8   | 1   | 4  | 6   | 0   | 4    | 0   | 0  | .310 |
| Eastman, C     | 1-3   | 3.26  | 9   | 9   | 0  | 0   | 0   | 0  | 47.0   | 41   | 20  | 17  | 8   | 1  | 22  | 0   | 33   | 3   | 0  | .236 |
| Emanuel, K     | 0-1   | 13.50 | 1   | 1   | 0  | 0   | 0   | 0  | 2.2    | 8    | 4   | 4   | 0   | 0  | 1   | 0   | 2    | 0   | 0  | .533 |
| Evanko, E      | 1-2   | 7.24  | 5   | 2   | 0  | 0   | 0   | 0  | 13.2   | 20   | 12  | 11  | 4   | 0  | 3   | 0   | 14   | 1   | 0  | .333 |
| Garcia, J      | 0-1   | 8.86  | 13  | 0   | 0  | 5   | 0   | 0  | 21.1   | 22   | 22  | 21  | 6   | 1  | 16  | 0   | 23   | 2   | 1  | .278 |
| Gómez, O       | 1-2   | 1.35  | 14  | 0   | 0  | 6   | 0   | 2  | 20.0   | 15   | 8   | 3   | 0   | 2  | 7   | 0   | 28   | 4   | 0  | .205 |
| Hendrickson, J | 0-3   | 8.84  | 5   | 5   | 0  | 0   | 0   | 0  | 18.1   | 23   | 20  | 18  | 3   | 3  | 9   | 0   | 20   | 0   | 1  | .299 |
| Lackney, N     | 0-0   | 18.90 | 3   | 0   | 0  | 1   | 0   | 0  | 3.1    | 4    | 7   | 7   | 1   | 0  | 7   | 0   | 3    | 1   | 0  | .267 |
| Lehman, T      | 1-1   | 3.74  | 15  | 4   | 0  | 0   | 0   | 0  | 21.2   | 17   | 9   | 9   | 1   | 2  | 7   | 0   | 25   | 2   | 0  | .210 |
| Leverett, A    | 5-8   | 5.54  | 29  | 11  | 0  | 3   | 0   | 0  | 74.2   | 83   | 49  | 46  | 14  | 7  | 28  | 0   | 84   | 7   | 1  | .286 |
| Lindow, E      | 5-3   | 4.20  | 19  | 19  | 0  | 0   | 0   | 0  | 96.1   | 95   | 47  | 45  | 12  | 6  | 23  | 0   | 67   | 2   | 2  | .254 |
| Marconi, B     | 4-6   | 4.53  | 43  | 0   | 0  | 36  | 0   | 18 | 43.2   | 42   | 24  | 22  | 4   | 5  | 34  | 1   | 57   | 2   | 0  | .251 |
| McArthur, J    | 2-6   | 5.05  | 13  | 13  | 0  | 0   | 0   | 0  | 57.0   | 66   | 39  | 32  | 10  | 4  | 26  | 0   | 65   | 5   | 0  | .289 |
| McGarry, G     | 1-3   | 2.20  | 8   | 7   | 0  | 0   | 0   | 0  | 32.2   | 13   | 10  | 8   | 1   | 4  | 20  | 0   | 39   | 4   | 1  | .123 |
| McKay, T       | 2-4   | 6.47  | 25  | 0   | 0  | 6   | 0   | 0  | 40.1   | 46   | 32  | 29  | 6   | 6  | 15  | 0   | 28   | 2   | 0  | .297 |
| Miller, E      | 1-0   | 2.23  | 22  | 7   | 0  | 0   | 0   | 0  | 36.1   | 25   | 9   | 9   | 0   | 2  | 17  | 0   | 44   | 4   | 0  | .198 |
| Moore, M       | 4-5   | 4.35  | 39  | 1   | 0  | 8   | 0   | 0  | 49.2   | 50   | 33  | 24  | 3   | 4  | 26  | 0   | 71   | 7   | 0  | .260 |
| Morales, F     | 2-0   | 1.48  | 23  | 0   | 0  | 4   | 0   | 1  | 30.1   | 9    | 5   | 5   | 0   | 1  | 17  | 0   | 54   | 9   | 0  | .092 |
| Osterberg, M   | 0-0   | 0.00  | 1   | 0   | 0  | 1   | 0   | 0  | 1.1    | 1    | 0   | 0   | 0   | 0  | 0   | 0   | 0    | 0   | 0  | .200 |
| Painter, A     | 2-1   | 2.54  | 5   | 5   | 0  | 0   | 0   | 0  | 28.1   | 25   | 8   | 8   | 3   | 2  | 2   | 0   | 37   | 0   | 0  | .238 |
| Perkins, J     | 3-3   | 6.87  | 24  | 6   | 0  | 9   | 0   | 0  | 55.0   | 66   | 44  | 42  | 10  | 5  | 26  | 0   | 50   | 4   | 0  | .303 |
| Reyes, C       | 0-2   | 6.17  | 8   | 2   | 0  | 2   | 0   | 0  | 11.2   | 16   | 9   | 8   | 1   | 0  | 6   | 0   | 8    | 0   | 2  | .320 |
| Romero, J      | 0-0   | 3.00  | 2   | 0   | 0  | 2   | 0   | 2  | 3.0    | 5    | 1   | 1   | 0   | 1  | 0   | 0   | 4    | 0   | 0  | .385 |
| Ross, A        | 0-1   | 7.36  | 10  | 0   | 0  | 2   | 0   | 0  | 14.2   | 22   | 13  | 12  | 3   | 1  | 8   | 0   | 16   | 2   | 0  | .349 |
| Rossman, B     | 2-2   | 3.02  | 29  | 9   | 0  | 6   | 0   | 1  | 44.2   | 29   | 18  | 15  | 3   | 0  | 25  | 0   | 56   | 4   | 1  | .185 |
| Schultz, A     | 0-0   | 2.45  | 14  | 0   | 0  | 7   | 0   | 0  | 14.2   | 13   | 6   | 4   | 0   | 3  | 14  | 0   | 14   | 2   | 0  | .232 |
| Schulze, B     | 0-0   | 2.84  | 4   | 0   | 0  | 0   | 0   | 0  | 6.1    | 5    | 2   | 2   | 1   | 1  | 3   | 0   | 8    | 1   | 0  | .208 |
| Seelinger, M   | 3-2   | 3.47  | 45  | 1   | 0  | 9   | 0   | 2  | 62.1   | 51   | 30  | 24  | 6   | 1  | 35  | 0   | 75   | 8   | 2  | .220 |
| Sherriff, R    | 0-0   | 0.00  | 1   | 0   | 0  | 0   | 0   | 0  | 1.0    | 0    | 0   | 0   | 0   | 0  | 0   | 0   | 2    | 0   | 0  | .000 |
| Skirrow, N     | 5-8   | 4.65  | 21  | 21  | 0  | 0   | 0   | 0  | 98.2   | 107  | 58  | 51  | 10  | 5  | 32  | 0   | 115  | 4   | 2  | .273 |
| Sullivan, B    | 5-1   | 4.59  | 44  | 2   | 0  | 13  | 0   | 2  | 51.0   | 50   | 29  | 26  | 5   | 3  | 36  | 0   | 77   | 9   | 3  | .251 |
| Warren, Z      | 0-0   | 0.00  | 5   | 0   | 0  | 1   | 0   | 0  | 5.2    | 4    | 0   | 0   | 0   | 0  | 0   | 0   | 9    | 1   | 0  | .200 |
| Zarbnsky, B    | 1-1   | 4.60  | 30  | 1   | 0  | 4   | 0   | 2  | 43.0   | 39   | 23  | 22  | 14  | 1  | 14  | 0   | 53   | 6   | 1  | .239 |
| Totals         | 61-77 | 4.59  | 138 | 138 | 0  | 138 | 11  | 31 | 1188.0 | 1157 | 684 | 606 | 154 | 79 | 545 | 2   | 1310 | 111 | 18 | .255 |

### 2022 PHILLIES MINOR LEAGUE MLB PIPELINE WEEKLY HONORS

|                             |   |
|-----------------------------|---|
| RHP Andrew Painter (CLR)    | MLB Pipeline Prospect Team of the Week (4/18-24)              |
| RHP Francisco Morales (REA) | MLB Pipeline Prospect Team of the Week (4/25-5/1)             |
| INF Hao-Yu Lee (CLR)        | MLB Pipeline Prospect Team of the Week (5/9-15)               |
| C Logan O'Hoppe (REA)       | MLB Pipeline Prospect Team of the Week (5/16-22 and 5/30-6/5) |
| RHP Ben Brown (JS)          | MLB Pipeline Prospect Team of the Week (7/11-17)              |
| RHP Andrew Painter (JS)     | MLB Pipeline Prospect Team of the Week (8/1-7)                |



## 2022 JERSEY SHORE REVIEW

Finished 6th in South Atlantic League's North Division (51-81, .386)... **STAFF** – Manager: Keith Werman; Hitting Coach: Ari Adut; Pitching Coach: Brad Bergesen; Bench/Position Coach: Pat Listach; Athletic Trainer: Steve Torregrassa; Strength & Conditioning Coach: Vanessa Escanilla.

**LEAGUE LEADERS: TEAM** – 12th in team batting average (.214), 7th in team ERA (4.11) and T-8th in team fielding percentage (.972)... **BATTING** – **Games:** Jared Carr, T-3rd (114), Ethan Wilson, T-8th (112)... **At-bats:** Ethan Wilson, 4th (424), Casey Martin, T-10th (398)... **Plate appearances:** Ethan Wilson, T-6th (458)... **Home runs:** Baron Radcliff, T-10th (17)... **Walks:** Baron Radcliff, 8th (60)... **Strikeouts:** Baron Radcliff, 1st (163)... **Stolen bases:** Johan Rojas, 4th (33), Ethan Wilson, T-10th (25)... **Caught stealing:** Jared Carr, T-3rd (9), Ethan Wilson, T-9th (7)... **Sacrifice hits:** Johan Rojas, T-3rd (3), Jared Carr, Luis Garcia and Freylin Minyety, T-7th (2)... **Hit by pitches:** Jared Carr, T-8th (12)... **PITCHING** – **Wins:** Mick Abel, T-10th (7)... **Losses:** Matt Russell, T-7th (9)... **Games:** Carlos Francisco, 6th (41), Erubiel Armenta and Andrew Baker, T-7th (40)... **Complete games:** Andrew Painter, T-1st (1)... **Shutouts:** Andrew Painter, T-1st (1)... **Games finished:** Jason Ruffcorn, T-3rd (26), Jonathan Hughes, T-6th (24)... **Saves:** Aidan Anderson and Jonathan Hughes, T-6th (8), Jason Ruffcorn, T-8th (7)... **Hit batsmen:** Dominic Pipkin, 8th (12)... **Walks:** Dominic Pipkin, T-7th (51)... **Wild pitches:** Andrew Schultz, T-8th (13)... **GIDP:** Dominic Pipkin, T-2nd (13).

| PLAYER        | AVG         | G          | AB          | R          | H          | TB          | 2B         | 3B        | HR        | RBI        | SH        | SF        | HP        | BB         | SO          | SB         | CS        | DP        | OBP         | SLG         | OPS         | E          |
|---------------|-------------|------------|-------------|------------|------------|-------------|------------|-----------|-----------|------------|-----------|-----------|-----------|------------|-------------|------------|-----------|-----------|-------------|-------------|-------------|------------|
| Armenta, E    | .000        | 40         | 0           | 0          | 0          | 0           | 0          | 0         | 0         | 0          | 0         | 0         | 0         | 0          | 0           | 0          | 0         | 0         | .000        | .000        | .000        | 1          |
| Carr, J       | .216        | 114        | 371         | 46         | 80         | 101         | 13         | 1         | 2         | 19         | 2         | 1         | 12        | 46         | 119         | 16         | 9         | 7         | .321        | .272        | .593        | 5          |
| De Freitas, A | .082        | 21         | 61          | 3          | 5          | 6           | 1          | 0         | 0         | 4          | 0         | 2         | 1         | 3          | 25          | 0          | 0         | 2         | .134        | .098        | .232        | 2          |
| De La Cruz, C | .266        | 64         | 214         | 29         | 57         | 99          | 10         | 1         | 10        | 24         | 0         | 1         | 7         | 19         | 75          | 5          | 2         | 2         | .344        | .463        | .807        | 3          |
| Ellison, K    | .134        | 39         | 112         | 8          | 15         | 24          | 4          | 1         | 1         | 8          | 1         | 0         | 0         | 15         | 42          | 1          | 1         | 5         | .236        | .214        | .450        | 3          |
| Francisco, F  | .087        | 7          | 23          | 2          | 2          | 6           | 1          | 0         | 1         | 1          | 0         | 0         | 0         | 1          | 9           | 0          | 0         | 1         | .125        | .261        | .386        | 1          |
| Garcia, L     | .168        | 45         | 155         | 24         | 26         | 41          | 4          | 1         | 3         | 10         | 2         | 1         | 5         | 30         | 47          | 4          | 4         | 1         | .319        | .265        | .584        | 7          |
| Gozzo, S      | .220        | 12         | 41          | 4          | 9          | 12          | 3          | 0         | 0         | 3          | 0         | 0         | 1         | 3          | 15          | 4          | 0         | 3         | .289        | .293        | .582        | 2          |
| Iser, H       | .274        | 32         | 95          | 6          | 26         | 36          | 4          | 0         | 2         | 14         | 0         | 1         | 1         | 13         | 23          | 0          | 1         | 3         | .364        | .379        | .743        | 3          |
| Lee Sang, M   | .254        | 18         | 71          | 11         | 18         | 31          | 2          | 1         | 3         | 7          | 0         | 0         | 3         | 5          | 21          | 1          | 2         | 1         | .329        | .437        | .766        | 1          |
| Lee, H        | .257        | 9          | 35          | 5          | 9          | 17          | 3          | 1         | 1         | 2          | 0         | 0         | 0         | 5          | 9           | 3          | 0         | 1         | .350        | .486        | .836        | 1          |
| Marchan, R    | .231        | 4          | 13          | 1          | 3          | 5           | 2          | 0         | 0         | 0          | 0         | 0         | 0         | 2          | 2           | 0          | 0         | 1         | .333        | .385        | .718        | 0          |
| Martin, C     | .181        | 110        | 398         | 42         | 72         | 112         | 21         | 2         | 5         | 33         | 1         | 3         | 7         | 22         | 101         | 17         | 2         | 6         | .235        | .281        | .516        | 16         |
| Matera, N     | .159        | 47         | 151         | 15         | 24         | 44          | 9          | 1         | 3         | 20         | 0         | 2         | 2         | 22         | 61          | 0          | 0         | 0         | .271        | .291        | .562        | 2          |
| Mejia, A      | .167        | 2          | 6           | 1          | 1          | 4           | 0          | 0         | 1         | 1          | 0         | 0         | 0         | 0          | 3           | 0          | 0         | 0         | .167        | .667        | .834        | 0          |
| Minyety, F    | .188        | 57         | 181         | 15         | 34         | 38          | 2          | 1         | 0         | 11         | 2         | 1         | 2         | 21         | 50          | 2          | 5         | 5         | .278        | .210        | .488        | 9          |
| Nava, A       | .243        | 22         | 70          | 8          | 17         | 23          | 4          | 1         | 0         | 8          | 0         | 2         | 0         | 10         | 13          | 1          | 0         | 2         | .329        | .329        | .658        | 4          |
| Pineda, L     | .150        | 16         | 60          | 9          | 9          | 14          | 3          | 1         | 0         | 5          | 0         | 1         | 2         | 7          | 19          | 0          | 0         | 1         | .257        | .233        | .490        | 1          |
| Quirion, A    | .134        | 23         | 67          | 1          | 9          | 11          | 2          | 0         | 0         | 3          | 0         | 0         | 3         | 4          | 27          | 0          | 1         | 1         | .216        | .164        | .380        | 3          |
| Radcliff, B   | .237        | 104        | 346         | 44         | 82         | 152         | 15         | 2         | 17        | 49         | 0         | 1         | 1         | 60         | 163         | 6          | 2         | 4         | .350        | .439        | .789        | 3          |
| Rojas, J      | .230        | 70         | 265         | 40         | 61         | 86          | 12         | 2         | 3         | 22         | 3         | 2         | 1         | 21         | 55          | 33         | 1         | 2         | .287        | .325        | .612        | 2          |
| Ruffcorn, J   | .000        | 38         | 0           | 0          | 0          | 0           | 0          | 0         | 0         | 0          | 0         | 0         | 0         | 0          | 0           | 0          | 0         | 0         | .000        | .000        | .000        | 2          |
| Simmons, K    | .281        | 17         | 64          | 15         | 18         | 29          | 2          | 0         | 3         | 11         | 0         | 0         | 0         | 8          | 15          | 2          | 0         | 0         | .361        | .453        | .814        | 3          |
| Stewart, D    | .234        | 80         | 273         | 36         | 64         | 103         | 14         | 2         | 7         | 34         | 0         | 1         | 4         | 22         | 69          | 17         | 1         | 6         | .300        | .377        | .677        | 11         |
| Stokes, M     | .222        | 3          | 9           | 3          | 2          | 2           | 0          | 0         | 0         | 1          | 0         | 0         | 2         | 1          | 1           | 0          | 0         | 0         | .417        | .222        | .639        | 1          |
| Tatum, M      | .264        | 32         | 110         | 17         | 29         | 46          | 6          | 1         | 3         | 18         | 0         | 0         | 2         | 6          | 33          | 4          | 2         | 1         | .314        | .418        | .732        | 3          |
| Torres, N     | .208        | 58         | 183         | 13         | 38         | 52          | 5          | 3         | 1         | 15         | 0         | 0         | 2         | 12         | 49          | 4          | 5         | 3         | .264        | .284        | .548        | 8          |
| Viloria, U    | .195        | 44         | 128         | 18         | 25         | 38          | 4          | 0         | 3         | 10         | 0         | 0         | 1         | 14         | 50          | 1          | 2         | 2         | .280        | .297        | .577        | 11         |
| Williams, J   | .067        | 4          | 15          | 2          | 1          | 1           | 0          | 0         | 0         | 0          | 0         | 0         | 0         | 3          | 7           | 3          | 0         | 0         | .222        | .067        | .289        | 0          |
| Wilson, E     | .238        | 112        | 424         | 39         | 101        | 146         | 20         | 2         | 7         | 45         | 0         | 2         | 4         | 28         | 93          | 25         | 7         | 9         | .290        | .344        | .634        | 3          |
| Wingrove, R   | .251        | 67         | 219         | 28         | 55         | 102         | 7          | 2         | 12        | 43         | 0         | 0         | 7         | 26         | 87          | 2          | 1         | 2         | .349        | .466        | .815        | 3          |
| <b>Totals</b> | <b>.214</b> | <b>132</b> | <b>4160</b> | <b>485</b> | <b>892</b> | <b>1381</b> | <b>173</b> | <b>26</b> | <b>88</b> | <b>421</b> | <b>11</b> | <b>21</b> | <b>70</b> | <b>429</b> | <b>1283</b> | <b>151</b> | <b>48</b> | <b>71</b> | <b>.297</b> | <b>.332</b> | <b>.629</b> | <b>125</b> |

## 2022 JERSEY SHORE REVIEW (cont.)

| PLAYER         | W-L          | ERA         | G          | GS         | CG       | GF         | SHO       | SV        | IP            | H           | R          | ER         | HR        | HB        | BB         | IBB      | SO          | WP        | BK        | AVG         |
|----------------|--------------|-------------|------------|------------|----------|------------|-----------|-----------|---------------|-------------|------------|------------|-----------|-----------|------------|----------|-------------|-----------|-----------|-------------|
| Abel, M        | 7-8          | 4.01        | 18         | 18         | 0        | 0          | 0         | 0         | 85.1          | 75          | 42         | 38         | 6         | 6         | 38         | 0        | 103         | 3         | 1         | .230        |
| Anderson, A    | 1-4          | 3.72        | 23         | 0          | 0        | 16         | 0         | 8         | 29.0          | 29          | 13         | 12         | 2         | 5         | 7          | 1        | 26          | 2         | 0         | .254        |
| Armenta, E     | 3-2          | 3.60        | 40         | 0          | 0        | 9          | 0         | 1         | 40.0          | 22          | 20         | 16         | 2         | 5         | 32         | 0        | 54          | 5         | 2         | .161        |
| Baker, A       | 3-1          | 4.74        | 40         | 0          | 0        | 6          | 0         | 0         | 43.2          | 41          | 28         | 23         | 5         | 1         | 24         | 0        | 61          | 8         | 1         | .237        |
| Barber, A      | 1-0          | 0.98        | 16         | 0          | 0        | 3          | 0         | 0         | 18.1          | 9           | 3          | 2          | 1         | 3         | 7          | 0        | 22          | 2         | 0         | .143        |
| Bedrosian, C   | 0-1          | 19.29       | 2          | 0          | 0        | 0          | 0         | 0         | 2.1           | 4           | 5          | 5          | 1         | 0         | 2          | 0        | 4           | 0         | 1         | .400        |
| Brown, B       | 3-5          | 3.08        | 16         | 15         | 0        | 0          | 0         | 0         | 73.0          | 53          | 30         | 25         | 7         | 4         | 23         | 0        | 105         | 4         | 2         | .197        |
| Cesar, J       | 0-0          | 13.50       | 3          | 0          | 0        | 0          | 0         | 0         | 2.2           | 1           | 4          | 4          | 0         | 1         | 6          | 0        | 3           | 0         | 0         | .111        |
| Fowler, J      | 0-0          | 0.00        | 1          | 0          | 0        | 0          | 0         | 0         | 2.0           | 1           | 0          | 0          | 0         | 0         | 1          | 0        | 2           | 0         | 0         | .125        |
| Francisco, CA  | 1-3          | 5.13        | 41         | 0          | 0        | 9          | 0         | 0         | 47.1          | 35          | 35         | 27         | 2         | 1         | 28         | 0        | 55          | 7         | 2         | .201        |
| Garrett, T     | 0-0          | 2.08        | 3          | 0          | 0        | 0          | 0         | 0         | 4.1           | 6           | 1          | 1          | 0         | 0         | 0          | 0        | 6           | 0         | 0         | .316        |
| Glogoski, K    | 2-6          | 2.77        | 16         | 12         | 0        | 0          | 0         | 0         | 65.0          | 56          | 29         | 20         | 5         | 3         | 20         | 0        | 75          | 1         | 0         | .228        |
| Hendrickson, J | 0-1          | 5.14        | 2          | 2          | 0        | 0          | 0         | 0         | 7.0           | 5           | 4          | 4          | 1         | 0         | 7          | 0        | 7           | 1         | 0         | .208        |
| Hernandez, C   | 5-3          | 4.70        | 29         | 9          | 0        | 5          | 0         | 1         | 74.2          | 79          | 44         | 39         | 7         | 5         | 19         | 0        | 67          | 5         | 0         | .269        |
| Hughes, J      | 0-5          | 3.59        | 35         | 0          | 0        | 24         | 0         | 8         | 42.2          | 40          | 22         | 17         | 1         | 4         | 16         | 1        | 36          | 3         | 0         | .244        |
| Iser, H        | 0-0          | 0.00        | 1          | 0          | 0        | 1          | 0         | 0         | 1.0           | 0           | 0          | 0          | 0         | 0         | 0          | 0        | 0           | 0         | 0         | .000        |
| Jacobsak, S    | 1-0          | 7.71        | 4          | 0          | 0        | 0          | 0         | 0         | 4.2           | 6           | 6          | 4          | 1         | 1         | 2          | 0        | 6           | 0         | 0         | .300        |
| Killgore, K    | 0-0          | 7.71        | 3          | 0          | 0        | 0          | 0         | 0         | 2.1           | 4           | 2          | 2          | 1         | 0         | 1          | 0        | 3           | 0         | 0         | .400        |
| Lehman, T      | 0-0          | 0.00        | 3          | 0          | 0        | 0          | 0         | 0         | 2.0           | 1           | 0          | 0          | 0         | 0         | 1          | 0        | 1           | 0         | 0         | .167        |
| Lindow, E      | 2-0          | 1.33        | 8          | 0          | 0        | 0          | 0         | 0         | 20.1          | 12          | 4          | 3          | 0         | 1         | 7          | 0        | 31          | 0         | 0         | .162        |
| Marcano, R     | 1-5          | 5.82        | 10         | 10         | 0        | 0          | 0         | 0         | 43.1          | 45          | 31         | 28         | 5         | 3         | 22         | 0        | 47          | 2         | 2         | .268        |
| Martinez, J    | 0-1          | 4.05        | 2          | 2          | 0        | 0          | 0         | 0         | 6.2           | 9           | 7          | 3          | 0         | 0         | 1          | 0        | 7           | 1         | 0         | .310        |
| McGarry, G     | 3-3          | 3.86        | 12         | 12         | 0        | 0          | 0         | 0         | 46.2          | 33          | 20         | 20         | 6         | 4         | 24         | 0        | 82          | 4         | 0         | .199        |
| McGowan, C     | 0-1          | 4.91        | 2          | 2          | 0        | 0          | 0         | 0         | 7.1           | 8           | 4          | 4          | 1         | 0         | 2          | 0        | 7           | 0         | 0         | .320        |
| McKay, T       | 0-0          | 2.66        | 15         | 0          | 0        | 0          | 0         | 0         | 20.1          | 19          | 7          | 6          | 0         | 1         | 8          | 0        | 19          | 1         | 0         | .253        |
| Mezquita, J    | 0-0          | 2.51        | 6          | 1          | 0        | 0          | 0         | 0         | 14.1          | 11          | 4          | 4          | 2         | 0         | 4          | 0        | 16          | 0         | 0         | .216        |
| Moss, S        | 0-1          | 12.00       | 1          | 1          | 0        | 0          | 0         | 0         | 3.0           | 2           | 4          | 4          | 0         | 0         | 3          | 0        | 1           | 0         | 0         | .182        |
| Painter, A     | 3-0          | 0.98        | 8          | 8          | 1        | 0          | 1         | 0         | 36.2          | 25          | 7          | 4          | 2         | 1         | 7          | 0        | 49          | 1         | 0         | .185        |
| Pipkin, D      | 4-7          | 5.01        | 30         | 13         | 0        | 1          | 0         | 0         | 73.2          | 71          | 52         | 41         | 6         | 12        | 51         | 0        | 64          | 6         | 0         | .262        |
| Reyes, C       | 0-2          | 2.84        | 20         | 4          | 0        | 4          | 0         | 0         | 44.1          | 37          | 15         | 14         | 4         | 1         | 13         | 1        | 54          | 1         | 2         | .224        |
| Ruffcorn, J    | 0-4          | 5.80        | 38         | 0          | 0        | 26         | 0         | 7         | 45.0          | 37          | 38         | 29         | 4         | 3         | 37         | 0        | 40          | 3         | 0         | .219        |
| Russell, M     | 5-9          | 4.74        | 18         | 16         | 0        | 0          | 0         | 0         | 81.2          | 99          | 54         | 43         | 5         | 7         | 35         | 0        | 69          | 5         | 0         | .300        |
| Sanchez, R     | 1-1          | 5.84        | 11         | 0          | 0        | 5          | 0         | 0         | 12.1          | 12          | 8          | 8          | 0         | 2         | 9          | 0        | 16          | 0         | 0         | .255        |
| Schultz, A     | 0-3          | 4.80        | 31         | 0          | 0        | 7          | 0         | 1         | 30.0          | 23          | 19         | 16         | 3         | 4         | 20         | 0        | 48          | 13        | 0         | .204        |
| Schulze, B     | 0-0          | 4.05        | 13         | 0          | 0        | 3          | 0         | 1         | 13.1          | 11          | 6          | 6          | 1         | 0         | 6          | 0        | 17          | 2         | 0         | .229        |
| Vargas, V      | 2-1          | 2.91        | 7          | 7          | 1        | 0          | 1         | 0         | 34.0          | 28          | 11         | 11         | 3         | 0         | 8          | 0        | 26          | 0         | 0         | .226        |
| Wingrove, R    | 0-0          | 9.00        | 1          | 0          | 0        | 1          | 0         | 0         | 1.0           | 3           | 1          | 1          | 0         | 0         | 0          | 0        | 0           | 0         | 0         | .600        |
| Woodward, J    | 3-4          | 6.87        | 32         | 0          | 0        | 10         | 0         | 0         | 38.0          | 48          | 35         | 29         | 2         | 6         | 16         | 0        | 41          | 6         | 1         | .296        |
| <b>Totals</b>  | <b>51-81</b> | <b>4.11</b> | <b>132</b> | <b>132</b> | <b>2</b> | <b>130</b> | <b>11</b> | <b>27</b> | <b>1119.1</b> | <b>1000</b> | <b>615</b> | <b>511</b> | <b>86</b> | <b>84</b> | <b>507</b> | <b>3</b> | <b>1270</b> | <b>86</b> | <b>14</b> | <b>.236</b> |

### 2022 PHILLIES MINOR LEAGUE WEEKLY & MONTHLY AWARD WINNERS

|                              |  |
|------------------------------|--|
| INF Darick Hall (LHV)        | International League Player of the Week (4/18-24)      |
| INF Darick Hall (LHV)        | International League Player of the Week (4/25-5/1)     |
| OF Jhailyn Ortiz (REA)       | Eastern League Player of the Week (5/9-15)             |
| INF Hao-Yu Lee (CLR)         | Florida State League Player of the Week (5/9-15)       |
| C Logan O'Hoppe (REA)        | Eastern League Player of the Week (5/16-22)            |
| RHP Jonathan Petit (FCL)     | Florida Complex League Pitcher of the Week (6/6-12)    |
| RHP Luis Gonzalez (DSLRL)    | Dominican Summer League Pitcher of the Week (6/27-7/3) |
| RHP Ben Brown (JS)           | South Atlantic League Pitcher of the Week (7/11-17)    |
| RHP Ben Brown (JS)           | South Atlantic League Pitcher of the Month (July)      |
| LHP Michael Plassmeyer (LHV) | International League Pitcher of the Month (August)     |
| RHP Mick Abel (REA)          | Eastern League Pitcher of the Week (8/29-9/4)          |
| RHP Kyle Glogoski (JS)       | South Atlantic League Pitcher of the Week (9/5-11)     |
| RHP Estibenzon Jiménez (CLR) | Florida State League Pitcher of the Week (9/5-11)      |

# 2022 CLEARWATER REVIEW

Finished 6th in Florida State League's West Division (57-71, .445)... **STAFF** – Manager: Marty Malloy; Hitting Coach: Jake Elmore; Pitching Coach: Vic Diaz; Bench/Position Coach: Gary Cathcart; Athletic Trainer: Raul Pérez; Strength & Conditioning Coach: Blaine Taylor.

**LEAGUE LEADERS: TEAM** – T-9th in team batting average (.224), 6th in team ERA (4.00) and 4th in team fielding percentage (.974)... **BATTING** – **Triples:** Leandro Pineda, T-2nd (6), Erick Brito, T-10th (4)... **Runs batted in:** Hao-Yu Lee: T-9th (50)... **Stolen bases:** Yhoswar Garcia, T-6th (29)... **Caught stealing:** Jamari Baylor, T-5th (9), Hao-Yu Lee and Marcus Lee Sang, T-10th (7)... **Sacrifice hits:** Erick Brito, 1st (8), Kendall Simmons, T-4th (3)... **Sacrifice flies:** Leandro Pineda, T-1st (6)... **Hit by pitches:** Jamari Baylor, T-5th (13)... **PITCHING** – **Wins:** Victor Lopez, T-3rd (7), Malik Binns, T-9th (6)... **Losses:** Starlyn Castillo, T-5th (7)... **Games started:** Garbiel Cotto, T-10th (17)... **Games finished:** Rodolfo Sanchez, T-3rd (22), Konnor Ash, T-7th (16)... **Saves:** Tommy McCollum, T-10th (5)... **Hit batsmen:** Eiberson Castellano, T-5th (10)... **Balks:** Rafael Marcano, T-10th (3)... **GIDP:** Matt Osterberg, T-9th (7).

| PLAYER        | AVG         | G          | AB          | R          | H          | TB          | 2B         | 3B        | HR        | RBI        | SH        | SF        | HP         | BB         | SO          | SB         | CS        | DP        | OBP         | SLG         | OPS         | E          |
|---------------|-------------|------------|-------------|------------|------------|-------------|------------|-----------|-----------|------------|-----------|-----------|------------|------------|-------------|------------|-----------|-----------|-------------|-------------|-------------|------------|
| Alifano, M    | .196        | 15         | 46          | 3          | 9          | 10          | 1          | 0         | 0         | 4          | 0         | 0         | 4          | 4          | 18          | 0          | 0         | 0         | .315        | .217        | .532        | 1          |
| Azuaje, A     | .285        | 38         | 137         | 23         | 39         | 52          | 8          | 1         | 1         | 8          | 1         | 0         | 9          | 6          | 43          | 15         | 4         | 2         | .355        | .380        | .735        | 6          |
| Baylor, J     | .178        | 89         | 241         | 41         | 43         | 76          | 11         | 2         | 6         | 28         | 0         | 0         | 13         | 52         | 100         | 22         | 9         | 2         | .353        | .315        | .668        | 17         |
| Boyd, E       | .429        | 2          | 7           | 1          | 3          | 3           | 0          | 0         | 0         | 0          | 0         | 0         | 1          | 0          | 0           | 1          | 0         | 0         | .500        | .429        | .929        | 0          |
| Brito, E      | .228        | 97         | 289         | 28         | 66         | 87          | 10         | 4         | 1         | 21         | 8         | 0         | 3          | 27         | 56          | 15         | 6         | 8         | .301        | .301        | .602        | 12         |
| Burke, C      | .073        | 16         | 41          | 4          | 3          | 4           | 1          | 0         | 0         | 0          | 1         | 0         | 1          | 6          | 17          | 1          | 0         | 2         | .208        | .098        | .306        | 0          |
| Castillo, C   | .233        | 24         | 86          | 8          | 20         | 37          | 8          | 0         | 3         | 8          | 0         | 0         | 1          | 10         | 27          | 0          | 0         | 5         | .320        | .430        | .750        | 0          |
| Corredor, A   | .400        | 5          | 15          | 4          | 6          | 7           | 1          | 0         | 0         | 2          | 0         | 0         | 0          | 4          | 5           | 0          | 0         | 0         | .526        | .467        | .993        | 0          |
| Crawford, J   | .143        | 5          | 21          | 2          | 3          | 3           | 0          | 0         | 0         | 0          | 0         | 0         | 0          | 2          | 9           | 2          | 1         | 0         | .217        | .143        | .360        | 0          |
| De Freitas, A | .228        | 62         | 219         | 26         | 50         | 76          | 9          | 1         | 5         | 18         | 0         | 1         | 1          | 17         | 65          | 0          | 1         | 2         | .286        | .347        | .633        | 4          |
| Fergus, C     | .168        | 29         | 95          | 14         | 16         | 31          | 1          | 1         | 4         | 12         | 0         | 0         | 6          | 14         | 51          | 6          | 1         | 0         | .313        | .326        | .639        | 1          |
| Flores, W     | .258        | 88         | 302         | 29         | 78         | 101         | 10         | 2         | 3         | 30         | 0         | 3         | 2          | 11         | 53          | 8          | 4         | 5         | .286        | .334        | .620        | 2          |
| Garcia, L     | .250        | 3          | 8           | 1          | 2          | 2           | 0          | 0         | 0         | 0          | 0         | 0         | 0          | 2          | 4           | 1          | 0         | 0         | .400        | .250        | .650        | 1          |
| Garcia, Y     | .206        | 35         | 126         | 26         | 26         | 39          | 4          | 3         | 1         | 16         | 1         | 1         | 4          | 14         | 35          | 29         | 6         | 2         | .303        | .310        | .613        | 1          |
| Herrera, O    | .368        | 5          | 19          | 3          | 7          | 9           | 2          | 0         | 0         | 2          | 0         | 0         | 1          | 0          | 5           | 0          | 0         | 0         | .400        | .474        | .874        | 1          |
| Iser, H       | .143        | 2          | 7           | 0          | 1          | 1           | 0          | 0         | 0         | 1          | 0         | 0         | 0          | 1          | 0           | 0          | 0         | 1         | .250        | .143        | .393        | 1          |
| Jerez, A      | .135        | 17         | 52          | 4          | 7          | 8           | 1          | 0         | 0         | 3          | 1         | 1         | 1          | 3          | 19          | 2          | 1         | 1         | .193        | .154        | .347        | 3          |
| Kemp, O       | .128        | 12         | 39          | 6          | 5          | 5           | 0          | 0         | 0         | 1          | 0         | 0         | 2          | 7          | 13          | 0          | 0         | 0         | .292        | .128        | .420        | 0          |
| Kotowski, D   | .129        | 9          | 31          | 3          | 4          | 10          | 0          | 0         | 2         | 2          | 0         | 0         | 0          | 3          | 13          | 0          | 0         | 1         | .206        | .323        | .529        | 0          |
| Lee Sang, M   | .259        | 84         | 293         | 45         | 76         | 114         | 12         | 1         | 8         | 37         | 0         | 3         | 4          | 33         | 100         | 18         | 7         | 2         | .339        | .389        | .728        | 5          |
| Lee, H        | .283        | 68         | 258         | 37         | 73         | 107         | 11         | 1         | 7         | 50         | 0         | 1         | 7          | 36         | 57          | 10         | 7         | 7         | .384        | .415        | .799        | 8          |
| Leitch, R     | .212        | 9          | 33          | 3          | 7          | 13          | 0          | 0         | 2         | 6          | 0         | 0         | 0          | 0          | 16          | 0          | 0         | 0         | .212        | .394        | .606        | 1          |
| Matera, N     | .167        | 2          | 6           | 0          | 1          | 1           | 0          | 0         | 0         | 0          | 0         | 0         | 0          | 1          | 4           | 0          | 0         | 0         | .286        | .167        | .453        | 1          |
| Maton, N      | .294        | 4          | 17          | 2          | 5          | 6           | 1          | 0         | 0         | 4          | 0         | 0         | 0          | 0          | 0           | 0          | 0         | 0         | .294        | .353        | .647        | 0          |
| Mejia, A      | .111        | 6          | 18          | 2          | 2          | 2           | 0          | 0         | 0         | 0          | 0         | 0         | 1          | 2          | 8           | 0          | 1         | 1         | .238        | .111        | .349        | 0          |
| Minyety, F    | .190        | 12         | 42          | 4          | 8          | 8           | 0          | 0         | 0         | 2          | 0         | 0         | 1          | 3          | 9           | 1          | 2         | 1         | .261        | .190        | .451        | 1          |
| Moniak, M     | .400        | 3          | 10          | 1          | 4          | 7           | 1          | 1         | 0         | 2          | 0         | 1         | 2          | 0          | 3           | 0          | 0         | 0         | .462        | .700        | 1.162       | 0          |
| Muzziotti, S  | .000        | 2          | 8           | 0          | 0          | 0           | 0          | 0         | 0         | 0          | 0         | 0         | 0          | 1          | 4           | 0          | 0         | 0         | .111        | .000        | .111        | 0          |
| Nava, A       | .237        | 32         | 114         | 12         | 27         | 42          | 3          | 0         | 4         | 19         | 0         | 0         | 0          | 10         | 25          | 0          | 0         | 2         | .298        | .368        | .666        | 0          |
| Pineda, L     | .219        | 73         | 256         | 34         | 56         | 93          | 16         | 6         | 3         | 29         | 0         | 6         | 5          | 32         | 78          | 5          | 3         | 1         | .311        | .363        | .674        | 3          |
| Quirion, A    | .214        | 34         | 117         | 13         | 25         | 47          | 4          | 0         | 6         | 16         | 0         | 0         | 10         | 14         | 44          | 3          | 1         | 0         | .348        | .402        | .750        | 1          |
| Reyes, F      | .163        | 14         | 49          | 6          | 8          | 14          | 1          | 1         | 1         | 5          | 0         | 0         | 0          | 5          | 18          | 1          | 1         | 1         | .241        | .286        | .527        | 0          |
| Ricketts, C   | .259        | 22         | 81          | 13         | 21         | 30          | 0          | 0         | 3         | 10         | 0         | 0         | 2          | 11         | 30          | 0          | 0         | 2         | .362        | .370        | .732        | 1          |
| Rijo, W       | .154        | 4          | 13          | 0          | 2          | 3           | 1          | 0         | 0         | 0          | 0         | 0         | 0          | 1          | 1           | 0          | 0         | 0         | .214        | .231        | .445        | 0          |
| Sanchez, J    | .236        | 38         | 140         | 13         | 33         | 60          | 5          | 2         | 6         | 19         | 0         | 3         | 1          | 10         | 27          | 2          | 2         | 1         | .286        | .429        | .715        | 3          |
| Sands, D      | .300        | 3          | 10          | 1          | 3          | 7           | 1          | 0         | 1         | 2          | 0         | 0         | 0          | 1          | 2           | 0          | 0         | 0         | .364        | .700        | 1.064       | 0          |
| Schreffler, T | .207        | 27         | 92          | 11         | 19         | 29          | 5          | 1         | 1         | 9          | 0         | 0         | 3          | 11         | 32          | 4          | 0         | 1         | .311        | .315        | .626        | 0          |
| Simmons, K    | .204        | 74         | 270         | 31         | 55         | 98          | 12         | 2         | 9         | 36         | 3         | 1         | 9          | 24         | 83          | 9          | 3         | 6         | .289        | .363        | .652        | 14         |
| Stokes, M     | .000        | 1          | 2           | 0          | 0          | 0           | 0          | 0         | 0         | 0          | 0         | 0         | 1          | 0          | 0           | 0          | 0         | 0         | .333        | .000        | .333        | 0          |
| Tatum, M      | .375        | 4          | 16          | 6          | 6          | 9           | 3          | 0         | 0         | 1          | 0         | 0         | 0          | 1          | 2           | 1          | 0         | 0         | .412        | .563        | .975        | 0          |
| Torres, N     | .147        | 37         | 116         | 7          | 17         | 20          | 3          | 0         | 0         | 5          | 1         | 0         | 2          | 6          | 32          | 5          | 1         | 1         | .202        | .172        | .374        | 6          |
| Vasquez, R    | .250        | 4          | 8           | 0          | 2          | 2           | 0          | 0         | 0         | 0          | 0         | 0         | 0          | 1          | 4           | 1          | 0         | 0         | .333        | .250        | .583        | 2          |
| Viars, J      | .208        | 8          | 24          | 2          | 5          | 5           | 0          | 0         | 0         | 3          | 0         | 1         | 1          | 2          | 9           | 0          | 0         | 0         | .286        | .208        | .494        | 0          |
| Williams, J   | .500        | 1          | 4           | 2          | 2          | 4           | 2          | 0         | 0         | 0          | 0         | 0         | 0          | 1          | 0           | 1          | 0         | 0         | .500        | 1.000       | 1.500       | 0          |
| Wingrove, R   | .111        | 8          | 27          | 1          | 3          | 4           | 1          | 0         | 0         | 0          | 0         | 0         | 1          | 3          | 13          | 0          | 0         | 1         | .226        | .148        | .374        | 0          |
| Yonamine, M   | .240        | 78         | 262         | 21         | 63         | 86          | 7          | 2         | 4         | 28         | 2         | 3         | 4          | 30         | 87          | 2          | 1         | 3         | .324        | .328        | .652        | 8          |
| <b>Totals</b> | <b>.224</b> | <b>128</b> | <b>4067</b> | <b>493</b> | <b>911</b> | <b>1372</b> | <b>156</b> | <b>31</b> | <b>81</b> | <b>439</b> | <b>18</b> | <b>25</b> | <b>103</b> | <b>421</b> | <b>1222</b> | <b>165</b> | <b>63</b> | <b>62</b> | <b>.311</b> | <b>.337</b> | <b>.648</b> | <b>119</b> |

## 2022 CLEARWATER REVIEW (cont.)

| PLAYER         | W-L          | ERA         | G          | GS         | CG       | GF         | SHO      | SV        | IP            | H          | R          | ER         | HR         | HB        | BB         | IBB       | SO          | WP         | BK        | AVG         |
|----------------|--------------|-------------|------------|------------|----------|------------|----------|-----------|---------------|------------|------------|------------|------------|-----------|------------|-----------|-------------|------------|-----------|-------------|
| Anderson, A    | 1-0          | 5.40        | 2          | 0          | 0        | 0          | 0        | 0         | 3.1           | 4          | 2          | 2          | 2          | 0         | 0          | 0         | 3           | 0          | 0         | .286        |
| Ash, K         | 1-2          | 5.36        | 31         | 0          | 0        | 16         | 0        | 4         | 40.1          | 36         | 27         | 24         | 3          | 0         | 26         | 0         | 54          | 6          | 1         | .235        |
| Bedrosian, C   | 0-0          | 0.00        | 2          | 0          | 0        | 0          | 0        | 0         | 2.0           | 1          | 0          | 0          | 0          | 0         | 2          | 0         | 4           | 0          | 0         | .143        |
| Betancourt, C  | 4-1          | 2.78        | 26         | 1          | 0        | 7          | 0        | 2         | 45.1          | 40         | 16         | 14         | 2          | 4         | 16         | 1         | 51          | 6          | 1         | .238        |
| Bettencourt, T | 0-0          | 0.00        | 2          | 0          | 0        | 0          | 0        | 0         | 2.0           | 1          | 0          | 0          | 0          | 0         | 1          | 0         | 4           | 0          | 0         | .143        |
| Binns, M       | 6-0          | 5.01        | 17         | 0          | 0        | 2          | 0        | 0         | 23.1          | 8          | 13         | 13         | 0          | 4         | 25         | 0         | 32          | 9          | 0         | .113        |
| Bortka, J      | 0-0          | 3.00        | 3          | 0          | 0        | 1          | 0        | 0         | 3.0           | 4          | 1          | 1          | 0          | 1         | 2          | 0         | 6           | 0          | 0         | .308        |
| Cabrera, J     | 2-4          | 5.24        | 12         | 12         | 0        | 0          | 0        | 0         | 46.1          | 54         | 28         | 27         | 8          | 1         | 28         | 0         | 51          | 6          | 0         | .295        |
| Castellano, E  | 1-3          | 3.51        | 17         | 8          | 0        | 0          | 0        | 0         | 51.1          | 37         | 24         | 20         | 4          | 10        | 18         | 0         | 61          | 4          | 1         | .207        |
| Castillo, S    | 0-7          | 11.67       | 10         | 8          | 0        | 0          | 0        | 0         | 27.0          | 38         | 37         | 35         | 7          | 8         | 14         | 0         | 29          | 6          | 0         | .333        |
| Coonrod, S     | 0-0          | 0.00        | 2          | 1          | 0        | 0          | 0        | 0         | 2.0           | 1          | 0          | 0          | 0          | 0         | 0          | 0         | 4           | 0          | 0         | .143        |
| Cotto, G       | 3-3          | 4.57        | 17         | 17         | 0        | 0          | 0        | 0         | 67.0          | 58         | 39         | 34         | 7          | 6         | 37         | 0         | 70          | 5          | 1         | .231        |
| Dallas, J      | 0-0          | 0.00        | 6          | 0          | 0        | 3          | 0        | 1         | 7.2           | 2          | 0          | 0          | 0          | 0         | 5          | 0         | 10          | 0          | 0         | .087        |
| Emanuel, K     | 0-0          | 0.00        | 2          | 2          | 0        | 0          | 0        | 0         | 6.0           | 4          | 0          | 0          | 0          | 0         | 1          | 0         | 6           | 0          | 0         | .190        |
| Fowler, J      | 2-2          | 2.65        | 19         | 6          | 0        | 0          | 0        | 0         | 54.1          | 50         | 22         | 16         | 8          | 4         | 11         | 0         | 51          | 2          | 1         | .244        |
| Garbrick, A    | 3-3          | 5.36        | 32         | 0          | 0        | 12         | 0        | 3         | 43.2          | 43         | 31         | 26         | 3          | 1         | 31         | 3         | 56          | 6          | 0         | .265        |
| Garnett, T     | 3-1          | 1.86        | 19         | 0          | 0        | 10         | 0        | 2         | 29.0          | 20         | 7          | 6          | 2          | 2         | 5          | 1         | 43          | 1          | 0         | .196        |
| Glogoski, K    | 1-0          | 3.00        | 2          | 0          | 0        | 1          | 0        | 0         | 3.0           | 1          | 1          | 1          | 1          | 1         | 4          | 0         | 5           | 0          | 0         | .111        |
| Harper, D      | 0-0          | 1.08        | 7          | 0          | 0        | 2          | 0        | 1         | 8.1           | 9          | 3          | 1          | 0          | 0         | 3          | 0         | 7           | 0          | 0         | .281        |
| Hayward, B     | 0-0          | 3.24        | 6          | 0          | 0        | 2          | 0        | 0         | 8.1           | 8          | 4          | 3          | 3          | 0         | 4          | 0         | 13          | 0          | 0         | .235        |
| Hendrickson, J | 0-0          | 0.00        | 1          | 1          | 0        | 0          | 0        | 0         | 4.0           | 1          | 0          | 0          | 0          | 0         | 0          | 0         | 7           | 0          | 0         | .077        |
| Jacobsak, S    | 0-1          | 3.18        | 12         | 0          | 0        | 1          | 0        | 0         | 22.2          | 15         | 10         | 8          | 4          | 2         | 6          | 0         | 30          | 1          | 1         | .185        |
| Jimenez, E     | 0-0          | 3.00        | 2          | 2          | 0        | 0          | 0        | 0         | 9.0           | 5          | 3          | 3          | 2          | 1         | 2          | 0         | 12          | 0          | 1         | .152        |
| Kerkering, R   | 1-0          | 4.50        | 5          | 0          | 0        | 1          | 0        | 0         | 6.0           | 7          | 3          | 3          | 0          | 0         | 0          | 0         | 6           | 1          | 0         | .292        |
| Killgore, K    | 1-0          | 5.68        | 5          | 0          | 0        | 1          | 0        | 1         | 6.1           | 8          | 4          | 4          | 0          | 0         | 1          | 0         | 7           | 0          | 0         | .308        |
| Lehman, T      | 0-0          | 0.00        | 1          | 0          | 0        | 0          | 0        | 0         | 2.0           | 0          | 0          | 0          | 0          | 0         | 0          | 0         | 2           | 0          | 0         | .000        |
| Lopez, V       | 7-1          | 6.03        | 22         | 0          | 0        | 8          | 0        | 0         | 31.1          | 35         | 24         | 21         | 5          | 1         | 12         | 0         | 31          | 4          | 1         | .289        |
| Lozano, F      | 2-0          | 5.51        | 9          | 0          | 0        | 0          | 0        | 0         | 16.1          | 20         | 10         | 10         | 1          | 1         | 7          | 0         | 13          | 1          | 1         | .323        |
| Marcano, R     | 1-4          | 3.80        | 7          | 3          | 0        | 0          | 0        | 0         | 21.1          | 25         | 14         | 9          | 0          | 1         | 9          | 0         | 26          | 1          | 3         | .284        |
| Martinez, J    | 3-6          | 4.25        | 17         | 15         | 0        | 0          | 0        | 0         | 72.0          | 79         | 41         | 34         | 6          | 1         | 23         | 0         | 64          | 2          | 1         | .280        |
| Mayer, G       | 1-6          | 5.18        | 14         | 12         | 0        | 1          | 0        | 0         | 48.2          | 39         | 28         | 28         | 10         | 1         | 26         | 0         | 67          | 8          | 0         | .215        |
| McCollum, T    | 1-0          | 1.45        | 23         | 0          | 0        | 12         | 0        | 5         | 31.0          | 11         | 6          | 5          | 3          | 3         | 16         | 1         | 52          | 2          | 1         | .111        |
| McFarlane, A   | 0-3          | 9.00        | 3          | 3          | 0        | 0          | 0        | 0         | 8.0           | 12         | 8          | 8          | 1          | 0         | 3          | 0         | 12          | 1          | 0         | .364        |
| McKenney, A    | 0-0          | 8.31        | 14         | 0          | 0        | 1          | 0        | 0         | 17.1          | 20         | 16         | 16         | 1          | 5         | 19         | 0         | 13          | 3          | 0         | .303        |
| Medina, O      | 0-4          | 4.24        | 9          | 8          | 0        | 0          | 0        | 0         | 34.0          | 42         | 23         | 16         | 3          | 3         | 6          | 0         | 22          | 1          | 0         | .302        |
| Moss, S        | 0-0          | 0.00        | 2          | 2          | 0        | 0          | 0        | 0         | 5.2           | 3          | 0          | 0          | 0          | 0         | 8          | 0         | 5           | 0          | 0         | .167        |
| Osterberg, M   | 2-6          | 3.25        | 22         | 12         | 0        | 1          | 0        | 0         | 63.2          | 75         | 35         | 23         | 4          | 0         | 15         | 0         | 52          | 1          | 0         | .293        |
| Ottenbreit, M  | 0-1          | 7.94        | 2          | 2          | 0        | 0          | 0        | 0         | 5.2           | 6          | 5          | 5          | 1          | 1         | 5          | 0         | 4           | 0          | 1         | .273        |
| Painter, A     | 1-1          | 1.40        | 9          | 9          | 0        | 0          | 0        | 0         | 38.2          | 17         | 10         | 6          | 0          | 1         | 16         | 0         | 69          | 4          | 1         | .130        |
| Pina, N        | 0-1          | 21.60       | 2          | 0          | 0        | 0          | 0        | 0         | 1.2           | 2          | 4          | 4          | 0          | 1         | 4          | 0         | 3           | 2          | 0         | .286        |
| Rao, A         | 0-0          | 0.00        | 2          | 0          | 0        | 1          | 0        | 0         | 2.0           | 0          | 0          | 0          | 0          | 0         | 0          | 0         | 1           | 0          | 0         | .000        |
| Romero, J      | 2-0          | 2.25        | 4          | 2          | 0        | 0          | 0        | 0         | 4.0           | 4          | 1          | 1          | 0          | 0         | 2          | 0         | 5           | 0          | 0         | .250        |
| Sanchez, R     | 4-2          | 3.12        | 30         | 0          | 0        | 22         | 0        | 4         | 40.1          | 32         | 18         | 14         | 3          | 2         | 20         | 3         | 51          | 5          | 0         | .206        |
| Schulze, B     | 0-0          | 0.00        | 2          | 0          | 0        | 0          | 0        | 0         | 3.0           | 1          | 0          | 0          | 0          | 0         | 1          | 0         | 4           | 0          | 0         | .100        |
| Sherriff, R    | 0-0          | 0.00        | 2          | 0          | 0        | 0          | 0        | 0         | 2.0           | 1          | 0          | 0          | 0          | 1         | 1          | 0         | 4           | 0          | 0         | .143        |
| Urias, M       | 0-0          | 0.00        | 3          | 0          | 0        | 0          | 0        | 0         | 4.2           | 3          | 1          | 0          | 0          | 0         | 1          | 0         | 7           | 1          | 0         | .176        |
| Vargas, V      | 0-0          | 3.48        | 2          | 2          | 0        | 0          | 0        | 0         | 10.1          | 10         | 4          | 4          | 1          | 1         | 1          | 0         | 5           | 0          | 0         | .286        |
| Walling, A     | 0-0          | 6.14        | 4          | 0          | 0        | 0          | 0        | 0         | 7.1           | 7          | 5          | 5          | 0          | 0         | 6          | 0         | 9           | 4          | 1         | .259        |
| Webster, C     | 0-1          | 7.71        | 2          | 0          | 0        | 0          | 0        | 0         | 2.1           | 1          | 2          | 2          | 0          | 1         | 2          | 0         | 5           | 0          | 0         | .125        |
| Wetherbee, J   | 1-1          | 4.50        | 19         | 0          | 0        | 5          | 0        | 1         | 24.0          | 17         | 14         | 12         | 2          | 2         | 26         | 0         | 36          | 4          | 0         | .205        |
| Wynne, C       | 0-3          | 1.25        | 16         | 0          | 0        | 8          | 0        | 1         | 21.2          | 20         | 10         | 3          | 2          | 1         | 10         | 0         | 25          | 1          | 1         | .247        |
| Yanez, G       | 3-4          | 3.22        | 33         | 0          | 0        | 10         | 0        | 2         | 50.1          | 44         | 25         | 18         | 3          | 3         | 13         | 1         | 58          | 5          | 0         | .232        |
| <b>Totals</b>  | <b>57-71</b> | <b>4.00</b> | <b>128</b> | <b>128</b> | <b>0</b> | <b>128</b> | <b>8</b> | <b>27</b> | <b>1090.2</b> | <b>981</b> | <b>579</b> | <b>485</b> | <b>102</b> | <b>75</b> | <b>494</b> | <b>10</b> | <b>1267</b> | <b>103</b> | <b>18</b> | <b>.241</b> |

# 2022 FCL PHILLIES REVIEW

Finished 3rd in Florida Complex League's North Division (26-29, .473)... **STAFF** - Managers: Roly DeArmas and Chris Adamson; Hitting Coach: Rafael DeLima; Pitching Coach: Tyler Anderson; Bench/Position Coach: Ray Ricker; Development Coach: Andrés Santiago; Player Development Instructor: Sean Rodriguez; Athletic Trainer: Troy Hoffert; Strength & Conditioning Coaches: Holly Hansing and Mark Jesse Jr.

**LEAGUE LEADERS: TEAM** - T-4th in team batting average (.244), 12th in team ERA (4.60) and T-1st in team fielding percentage (.974)... **BATTING** - **Doubles:** Randy Vasquez, T-10th (10)... **Triples:** Randy Vasquez, T-8th (3)... **PITCHING** - **Losses:** Oswald Medina, T-6th (4)... **Hits:** Oswald Medina, 6th (48)... **Home runs:** Oswald Medina, T-7th (6)... **Hit batsmen:** Daniel Mejia, T-5th (8)... **Balks:** Christopher Soriano, T-1st (4); Starlyn Castillo, T-3rd (3).

| PLAYER           | AVG         | G         | AB          | R          | H          | TB         | 2B        | 3B        | HR        | RBI        | SH       | SF        | HP        | BB         | SO         | SB        | CS        | DP        | OBP         | SLG         | OPS         | E         |
|------------------|-------------|-----------|-------------|------------|------------|------------|-----------|-----------|-----------|------------|----------|-----------|-----------|------------|------------|-----------|-----------|-----------|-------------|-------------|-------------|-----------|
| Azuaje, A        | .176        | 5         | 17          | 1          | 3          | 4          | 1         | 0         | 0         | 1          | 0        | 0         | 0         | 0          | 5          | 1         | 1         | 1         | .176        | .235        | .411        | 1         |
| Boyd, E          | .345        | 9         | 29          | 6          | 10         | 11         | 1         | 0         | 2         | 0          | 0        | 2         | 5         | 5          | 7          | 2         | 0         | .472      | .379        | .851        | 0           |           |
| Crawford, J      | .297        | 11        | 37          | 6          | 11         | 13         | 0         | 1         | 0         | 5          | 0        | 0         | 1         | 5          | 6          | 8         | 3         | 0         | .395        | .351        | .746        | 0         |
| Dissin, J        | .353        | 10        | 17          | 3          | 6          | 6          | 0         | 0         | 0         | 0          | 0        | 2         | 5         | 6          | 0          | 0         | 0         | .542      | .353        | .895        | 0           |           |
| Farmer, E        | .111        | 8         | 18          | 3          | 2          | 3          | 1         | 0         | 0         | 3          | 0        | 0         | 1         | 2          | 11         | 1         | 1         | .238      | .167        | .405        | 0           |           |
| Flores, Y        | .160        | 34        | 100         | 9          | 16         | 29         | 2         | 1         | 3         | 13         | 0        | 2         | 2         | 12         | 46         | 3         | 1         | .259      | .290        | .549        | 0           |           |
| Francisco, F     | .500        | 1         | 2           | 1          | 1          | 3          | 0         | 1         | 0         | 0          | 0        | 0         | 0         | 1          | 0          | 0         | 0         | .500      | 1.500       | 2.000       | 0           |           |
| Garcia, L        | 1.000       | 1         | 1           | 1          | 1          | 2          | 1         | 0         | 0         | 0          | 0        | 0         | 0         | 1          | 0          | 0         | 0         | 1.000     | 2.000       | 3.000       | 0           |           |
| Garcia, Y        | .333        | 2         | 6           | 0          | 2          | 2          | 0         | 0         | 0         | 1          | 0        | 0         | 0         | 1          | 1          | 3         | 1         | .429      | .333        | .762        | 0           |           |
| Gonzalez, D      | .276        | 39        | 123         | 14         | 34         | 42         | 8         | 0         | 0         | 9          | 0        | 0         | 1         | 16         | 27         | 4         | 4         | .364      | .341        | .705        | 4           |           |
| Gonzalez, O      | .263        | 28        | 76          | 15         | 20         | 29         | 3         | 0         | 2         | 12         | 0        | 0         | 0         | 10         | 13         | 0         | 0         | .349      | .382        | .731        | 4           |           |
| Helmig, L        | .195        | 33        | 87          | 6          | 17         | 22         | 3         | 1         | 0         | 13         | 0        | 1         | 3         | 14         | 32         | 4         | 2         | .324      | .253        | .577        | 4           |           |
| Hendrickson, J   | .000        | 3         | 0           | 0          | 0          | 0          | 0         | 0         | 0         | 0          | 0        | 0         | 0         | 0          | 0          | 0         | 0         | .000      | .000        | .000        | 0           |           |
| Jerez, A         | .333        | 1         | 3           | 1          | 1          | 4          | 0         | 0         | 1         | 1          | 0        | 0         | 1         | 0          | 1          | 0         | 0         | .500      | 1.333       | 1.833       | 0           |           |
| Kemp, O          | .500        | 4         | 10          | 4          | 5          | 5          | 0         | 0         | 0         | 2          | 0        | 0         | 0         | 4          | 3          | 2         | 0         | .643      | .500        | 1.143       | 0           |           |
| Kotowski, D      | .484        | 11        | 31          | 8          | 15         | 21         | 4         | 1         | 0         | 7          | 0        | 0         | 1         | 3          | 10         | 1         | 0         | .543      | .677        | 1.220       | 0           |           |
| Lee, H           | .500        | 2         | 6           | 4          | 3          | 7          | 1         | 0         | 1         | 1          | 0        | 0         | 0         | 2          | 1          | 1         | 0         | .625      | 1.167       | 1.792       | 0           |           |
| Matera, N        | .167        | 4         | 12          | 1          | 2          | 2          | 0         | 0         | 0         | 1          | 0        | 0         | 0         | 1          | 3          | 0         | 0         | .231      | .167        | .398        | 0           |           |
| Mejia, A         | .212        | 30        | 52          | 10         | 11         | 21         | 1         | 0         | 3         | 9          | 0        | 0         | 4         | 9          | 22         | 3         | 1         | .369      | .404        | .773        | 1           |           |
| Moore, C         | .206        | 12        | 34          | 4          | 7          | 13         | 3         | 0         | 1         | 7          | 0        | 0         | 0         | 7          | 8          | 0         | 0         | .341      | .382        | .723        | 0           |           |
| Muzziotti, S     | .000        | 1         | 2           | 0          | 0          | 0          | 0         | 0         | 0         | 0          | 0        | 0         | 0         | 0          | 0          | 0         | 0         | .000      | .000        | .000        | 0           |           |
| Penner, T        | .129        | 10        | 31          | 5          | 4          | 8          | 1         | 0         | 1         | 3          | 0        | 0         | 0         | 3          | 7          | 0         | 0         | .206      | .258        | .464        | 1           |           |
| Perez, R         | .349        | 30        | 83          | 5          | 29         | 33         | 1         | 0         | 1         | 14         | 0        | 3         | 0         | 7          | 13         | 0         | 1         | .387      | .398        | .785        | 0           |           |
| Pertuz, J        | .250        | 30        | 56          | 7          | 14         | 20         | 6         | 0         | 0         | 6          | 0        | 0         | 3         | 4          | 19         | 0         | 0         | .333      | .357        | .690        | 2           |           |
| Pouaka-Greggo, N | .301        | 35        | 103         | 20         | 31         | 48         | 6         | 1         | 3         | 16         | 0        | 0         | 6         | 16         | 16         | 2         | 2         | .424      | .466        | .890        | 6           |           |
| Quirion, A       | .227        | 6         | 22          | 1          | 5          | 5          | 0         | 0         | 0         | 1          | 0        | 0         | 1         | 1          | 6          | 0         | 0         | .292      | .227        | .519        | 0           |           |
| Reyes, F         | .241        | 42        | 137         | 26         | 33         | 53         | 6         | 1         | 4         | 26         | 0        | 1         | 1         | 4          | 31         | 2         | 2         | .526      | .387        | .653        | 4           |           |
| Rijo, W          | .500        | 1         | 2           | 1          | 1          | 1          | 0         | 0         | 0         | 0          | 0        | 0         | 2         | 0          | 1          | 0         | 0         | .750      | .500        | 1.250       | 0           |           |
| Rincon, B        | .176        | 12        | 34          | 7          | 6          | 14         | 2         | 0         | 2         | 9          | 1        | 0         | 1         | 6          | 7          | 4         | 0         | .317      | .412        | .729        | 1           |           |
| Robertson, D     | .200        | 2         | 5           | 1          | 1          | 1          | 0         | 0         | 0         | 0          | 0        | 0         | 1         | 1          | 2          | 0         | 0         | .429      | .200        | .629        | 0           |           |
| Rodriguez, A     | .208        | 32        | 77          | 15         | 16         | 22         | 3         | 0         | 1         | 13         | 0        | 0         | 3         | 9          | 33         | 6         | 1         | .315      | .286        | .601        | 3           |           |
| Rosario, R       | .240        | 35        | 100         | 14         | 24         | 34         | 5         | 1         | 1         | 7          | 0        | 1         | 2         | 13         | 22         | 4         | 3         | .336      | .340        | .676        | 0           |           |
| Sanchez, J       | .500        | 1         | 2           | 0          | 1          | 2          | 1         | 0         | 0         | 0          | 0        | 0         | 0         | 0          | 0          | 0         | 0         | .500      | 1.000       | 1.500       | 0           |           |
| Sevilla, J       | .193        | 43        | 114         | 12         | 22         | 28         | 2         | 2         | 0         | 11         | 0        | 0         | 2         | 18         | 21         | 5         | 3         | .313      | .246        | .559        | 6           |           |
| Sosa, G          | .133        | 9         | 15          | 2          | 2          | 3          | 1         | 0         | 0         | 2          | 0        | 2         | 1         | 4          | 3          | 0         | 0         | .318      | .200        | .518        | 1           |           |
| Stokes, M        | .300        | 4         | 10          | 2          | 3          | 5          | 2         | 0         | 0         | 1          | 0        | 0         | 0         | 1          | 1          | 1         | 0         | .364      | .500        | .864        | 0           |           |
| Tatum, M         | .167        | 2         | 6           | 1          | 1          | 2          | 1         | 0         | 0         | 1          | 0        | 0         | 0         | 1          | 1          | 0         | 0         | .286      | .333        | .619        | 0           |           |
| Vasquez, R       | .204        | 38        | 113         | 21         | 23         | 39         | 10        | 3         | 0         | 16         | 0        | 0         | 2         | 18         | 36         | 6         | 1         | .323      | .345        | .668        | 6           |           |
| Viars, J         | .240        | 44        | 154         | 28         | 37         | 51         | 6         | 1         | 2         | 20         | 0        | 3         | 5         | 17         | 40         | 5         | 0         | .330      | .331        | .661        | 1           |           |
| Williams, J      | .444        | 3         | 9           | 2          | 4          | 7          | 0         | 0         | 1         | 2          | 0        | 0         | 0         | 0          | 1          | 1         | 0         | .444      | .778        | 1.222       | 0           |           |
| <b>Totals</b>    | <b>.244</b> | <b>55</b> | <b>1736</b> | <b>267</b> | <b>424</b> | <b>615</b> | <b>82</b> | <b>14</b> | <b>27</b> | <b>235</b> | <b>1</b> | <b>13</b> | <b>46</b> | <b>222</b> | <b>460</b> | <b>75</b> | <b>29</b> | <b>33</b> | <b>.343</b> | <b>.354</b> | <b>.697</b> | <b>49</b> |

## 2022 FCL PHILLIES REVIEW (cont.)

| PLAYER         | W-L   | ERA   | G  | GS | CG | GF | SHO | SV | IP    | H   | R   | ER  | HR | HB | BB  | IBB | SO  | WP | BK | AVG  |
|----------------|-------|-------|----|----|----|----|-----|----|-------|-----|-----|-----|----|----|-----|-----|-----|----|----|------|
| Acuna, J       | 0-0   | 15.95 | 7  | 0  | 0  | 2  | 0   | 1  | 7.1   | 7   | 13  | 13  | 0  | 2  | 19  | 0   | 8   | 8  | 0  | .269 |
| Aldegheri, S   | 0-0   | 1.46  | 8  | 4  | 0  | 1  | 0   | 0  | 12.1  | 9   | 2   | 2   | 0  | 0  | 7   | 0   | 17  | 3  | 0  | .191 |
| Barber, A      | 0-1   | 9.64  | 5  | 0  | 0  | 0  | 0   | 0  | 4.2   | 5   | 6   | 5   | 1  | 1  | 3   | 0   | 8   | 1  | 0  | .238 |
| Bedrosian, C   | 0-0   | 9.00  | 2  | 1  | 0  | 0  | 0   | 0  | 2.0   | 3   | 2   | 2   | 0  | 0  | 1   | 0   | 3   | 0  | 0  | .333 |
| Bettencourt, T | 0-0   | 0.00  | 1  | 1  | 0  | 0  | 0   | 0  | 2.0   | 1   | 0   | 0   | 0  | 0  | 0   | 0   | 1   | 0  | 0  | .143 |
| Binns, M       | 0-2   | 6.94  | 10 | 0  | 0  | 5  | 0   | 0  | 11.2  | 16  | 14  | 9   | 0  | 3  | 15  | 0   | 13  | 7  | 0  | .372 |
| Bortka, J      | 1-0   | 0.00  | 2  | 0  | 0  | 0  | 0   | 0  | 2.0   | 2   | 0   | 0   | 0  | 0  | 1   | 0   | 1   | 1  | 0  | .250 |
| Castillo, S    | 0-1   | 5.68  | 4  | 3  | 0  | 0  | 0   | 0  | 12.2  | 19  | 8   | 8   | 0  | 2  | 1   | 0   | 15  | 1  | 3  | .333 |
| Collins, N     | 2-0   | 3.86  | 9  | 0  | 0  | 5  | 0   | 0  | 9.1   | 10  | 5   | 4   | 0  | 2  | 7   | 0   | 12  | 4  | 0  | .278 |
| Estanista, J   | 3-0   | 2.01  | 12 | 5  | 0  | 0  | 0   | 0  | 31.1  | 14  | 9   | 7   | 3  | 1  | 16  | 0   | 35  | 1  | 0  | .139 |
| Fausnaught, B  | 0-0   | 0.00  | 2  | 0  | 0  | 0  | 0   | 0  | 2.0   | 0   | 0   | 0   | 0  | 0  | 0   | 0   | 3   | 0  | 0  | .000 |
| Garcia, E      | 0-0   | 7.36  | 4  | 0  | 0  | 0  | 0   | 0  | 3.2   | 3   | 4   | 3   | 0  | 0  | 5   | 0   | 6   | 3  | 0  | .188 |
| Garnett, T     | 0-0   | 0.00  | 1  | 0  | 0  | 0  | 0   | 0  | 1.2   | 1   | 0   | 0   | 0  | 0  | 1   | 0   | 0   | 0  | 0  | .200 |
| Garrido, M     | 0-0   | 5.79  | 4  | 0  | 0  | 1  | 0   | 0  | 4.2   | 4   | 3   | 3   | 0  | 0  | 4   | 0   | 5   | 3  | 0  | .222 |
| Hayward, B     | 0-1   | 10.13 | 3  | 0  | 0  | 1  | 0   | 0  | 2.2   | 3   | 3   | 3   | 0  | 0  | 3   | 0   | 3   | 4  | 0  | .273 |
| Hendrickson, J | 0-0   | 0.00  | 2  | 2  | 0  | 0  | 0   | 0  | 5.0   | 0   | 0   | 0   | 0  | 0  | 2   | 0   | 4   | 0  | 0  | .000 |
| Jacobsak, S    | 1-1   | 4.32  | 6  | 0  | 0  | 4  | 0   | 0  | 8.1   | 5   | 4   | 4   | 0  | 2  | 1   | 0   | 7   | 0  | 0  | .172 |
| Jefferson, D   | 1-0   | 4.76  | 7  | 0  | 0  | 3  | 0   | 0  | 5.2   | 6   | 3   | 3   | 0  | 1  | 3   | 0   | 7   | 2  | 0  | .273 |
| Jimenez, E     | 2-2   | 2.29  | 12 | 3  | 0  | 3  | 0   | 1  | 35.1  | 29  | 12  | 9   | 0  | 1  | 10  | 0   | 37  | 1  | 0  | .225 |
| Kerkering, R   | 0-0   | 0.00  | 1  | 0  | 0  | 0  | 0   | 0  | 1.0   | 0   | 0   | 0   | 0  | 0  | 1   | 0   | 1   | 0  | 0  | .000 |
| Killgore, K    | 0-0   | 4.50  | 2  | 0  | 0  | 0  | 0   | 0  | 2.0   | 3   | 1   | 1   | 0  | 0  | 1   | 0   | 2   | 0  | 0  | .375 |
| Lehman, T      | 0-0   | 0.00  | 2  | 2  | 0  | 0  | 0   | 0  | 2.0   | 0   | 0   | 0   | 0  | 0  | 0   | 0   | 3   | 0  | 0  | .000 |
| Lozano, F      | 0-0   | 2.56  | 11 | 2  | 0  | 3  | 0   | 2  | 31.2  | 27  | 9   | 9   | 1  | 1  | 5   | 0   | 25  | 1  | 0  | .233 |
| Mayer, G       | 0-0   | 0.00  | 3  | 0  | 0  | 0  | 0   | 0  | 5.1   | 1   | 0   | 0   | 0  | 1  | 4   | 0   | 6   | 0  | 0  | .059 |
| McKenney, A    | 2-0   | 6.75  | 2  | 0  | 0  | 1  | 0   | 0  | 2.2   | 2   | 2   | 2   | 1  | 0  | 2   | 0   | 1   | 0  | 0  | .222 |
| Medina, O      | 1-4   | 5.66  | 10 | 6  | 0  | 1  | 0   | 0  | 35.0  | 46  | 25  | 22  | 6  | 2  | 5   | 0   | 21  | 0  | 1  | .315 |
| Mejia, D       | 1-1   | 7.31  | 10 | 1  | 0  | 4  | 0   | 1  | 16.0  | 19  | 15  | 13  | 3  | 8  | 14  | 0   | 12  | 3  | 1  | .328 |
| Moss, S        | 0-1   | 18.00 | 3  | 2  | 0  | 0  | 0   | 0  | 3.0   | 4   | 6   | 6   | 0  | 0  | 4   | 0   | 2   | 1  | 0  | .308 |
| Pena Jr., J    | 1-3   | 6.59  | 9  | 7  | 0  | 0  | 0   | 0  | 27.1  | 23  | 21  | 20  | 2  | 6  | 19  | 0   | 28  | 6  | 0  | .228 |
| Petit, J       | 3-3   | 4.50  | 11 | 6  | 0  | 3  | 0   | 1  | 32.0  | 28  | 20  | 16  | 3  | 2  | 10  | 0   | 33  | 0  | 2  | .222 |
| Pina, N        | 1-1   | 4.11  | 14 | 0  | 0  | 2  | 0   | 1  | 15.1  | 9   | 9   | 7   | 0  | 3  | 17  | 0   | 23  | 6  | 1  | .173 |
| Rao, A         | 0-0   | 0.00  | 1  | 0  | 0  | 0  | 0   | 0  | 1.0   | 0   | 1   | 0   | 0  | 0  | 1   | 0   | 0   | 1  | 0  | .000 |
| Romero, J      | 0-0   | 0.00  | 1  | 1  | 0  | 0  | 0   | 0  | 1.0   | 0   | 0   | 0   | 0  | 0  | 0   | 0   | 3   | 0  | 0  | .000 |
| Ronan, M       | 1-0   | 2.08  | 4  | 0  | 0  | 0  | 0   | 0  | 4.1   | 2   | 1   | 1   | 0  | 1  | 6   | 0   | 6   | 3  | 0  | .143 |
| Sanchez, S     | 0-0   | 3.24  | 6  | 0  | 0  | 3  | 0   | 1  | 8.1   | 9   | 3   | 3   | 0  | 0  | 4   | 0   | 13  | 0  | 1  | .265 |
| Schulze, B     | 0-0   | 3.00  | 3  | 0  | 0  | 0  | 0   | 0  | 3.0   | 1   | 1   | 1   | 0  | 1  | 1   | 0   | 5   | 2  | 0  | .091 |
| Soriano, C     | 1-4   | 4.63  | 16 | 0  | 0  | 5  | 0   | 1  | 23.1  | 16  | 14  | 12  | 1  | 1  | 16  | 0   | 20  | 6  | 4  | .195 |
| Urias, M       | 1-1   | 4.23  | 11 | 7  | 0  | 0  | 0   | 0  | 38.1  | 37  | 18  | 18  | 2  | 2  | 9   | 0   | 38  | 0  | 0  | .257 |
| Valdez, W      | 2-0   | 2.31  | 11 | 0  | 0  | 6  | 0   | 3  | 11.2  | 6   | 3   | 3   | 2  | 0  | 6   | 0   | 10  | 0  | 0  | .154 |
| Vargas, V      | 1-1   | 4.82  | 4  | 1  | 0  | 0  | 0   | 0  | 9.1   | 8   | 6   | 5   | 1  | 0  | 0   | 0   | 8   | 0  | 0  | .222 |
| Velasquez, G   | 1-2   | 9.82  | 9  | 0  | 0  | 0  | 0   | 0  | 11.0  | 17  | 14  | 12  | 2  | 1  | 6   | 0   | 10  | 2  | 2  | .395 |
| Walling, A     | 0-0   | 6.75  | 3  | 0  | 0  | 1  | 0   | 1  | 4.0   | 2   | 3   | 3   | 0  | 0  | 3   | 0   | 3   | 1  | 0  | .143 |
| Wetherbee, J   | 0-0   | 0.00  | 1  | 0  | 0  | 1  | 0   | 0  | 1.0   | 1   | 0   | 0   | 0  | 0  | 1   | 0   | 2   | 0  | 0  | .250 |
| Wynne, C       | 0-0   | 13.50 | 2  | 0  | 0  | 0  | 0   | 0  | 2.0   | 4   | 3   | 3   | 0  | 0  | 0   | 0   | 1   | 0  | 0  | .400 |
| Totals         | 26-29 | 4.60  | 55 | 55 | 0  | 55 | 3   | 13 | 456.1 | 402 | 264 | 233 | 28 | 44 | 237 | 0   | 461 | 73 | 15 | .237 |

### 2022 MiLB.COM ORGANIZATION ALL-STARS

- |   |   |
|---|---|
| <p><b>C</b> Donny Sands</p> <p><b>1B</b> Darick Hall</p> <p><b>2B</b> Wendell Rijo</p> <p><b>3B</b> Yairo Munoz</p> <p><b>SS</b> Hao-Yu Lee</p> <p><b>OF</b> Dalton Guthrie</p> | <p><b>OF</b> Johan Rojas</p> <p><b>OF</b> Carlos De La Cruz</p> <p><b>RHS</b> Andrew Painter</p> <p><b>LHS</b> Michael Plassmeyer</p> <p><b>RP</b> Nick Duron</p> |
|---|---|



# 2022 DSL PHILLIES RED REVIEW

Finished 3rd in Dominican Summer League's San Pedro Division (36-23, .610)... **STAFF** – Manager: Nerluis Martínez; Hitting Initiatives Coach: Zack Jones; Pitching Coach: Alex Concepción; Assistant Pitching Coach: Gustavo Armas; Coach: Waner Santana; Athletic Trainers: Keita Isaji and Argelis Perez; Strength & Conditioning Coach: Manuel Javier.

**LEAGUE LEADERS: TEAM** – T-29th in team batting average (.235), 8th in team ERA (3.53) and 3rd in team fielding percentage (.964)... **BATTING\*** – **Doubles:** Raylin Heredia, T-8th (16)... **Triples:** Santiago Torres, T-1st (8); Raylin Heredia, T-9th (5)... **Intentional walks:** Derek Escobar, T-2nd (2)... **Stolen bases:** José Leanez, T-9th (23)... **Sacrifice hits:** Leonardo Rondon, T-2nd (4); Nolan Beltran and Derek Escobar, T-7th (3)... **Hit by pitches:** Aaron Escobar, T-5th (14)... **PITCHING\*** – **ERA:** Maxwel Hernandez, 1st (0.72); Danyony Pulido, 5th (1.82); Ezequiel Ventura, 7th (2.40)... **Complete games:** Fernando Ortega and Ezequiel Ventura, T-1st (1)... **Games finished:** Jesus Querales, T-8th (14)... **Saves:** Jesus Querales, T-5th (7)... **Hits:** Luis Gomez, 3rd (58); Luis Gonzalez, T-9th (53)... **Home runs:** Eliecer Bata, T-3rd (6)... **WHIP:** Maxwel Hernández, 2nd (0.81), Luis Gonzalez, 9th (1.14)... **OPP AVG:** Maxwel Hernández, 1st (.140); Danyony Pulido, 8th (.203); Ezequiel Ventura, 10th (.221).

\* Individual leaders include both DSL Phillies Red and DSL Phillies White players.

| PLAYER        | AVG         | G         | AB          | R          | H          | TB         | 2B        | 3B        | HR        | RBI        | SH       | SF        | HP        | BB         | SO         | SB         | CS        | DP        | OBP         | SLG         | OPS         | E         |   |
|---------------|-------------|-----------|-------------|------------|------------|------------|-----------|-----------|-----------|------------|----------|-----------|-----------|------------|------------|------------|-----------|-----------|-------------|-------------|-------------|-----------|---|
| Avila, K      | .214        | 23        | 70          | 10         | 15         | 23         | 3         | 1         | 1         | 4          | 0        | 0         | 2         | 11         | 27         | 3          | 2         | 0         | .337        | .329        | .666        | 0         |   |
| Cabrera, D    | .182        | 24        | 55          | 8          | 10         | 11         | 1         | 0         | 0         | 7          | 2        | 0         | 2         | 8          | 13         | 4          | 2         | 0         | .308        | .200        | .508        | 1         |   |
| Colmenarez, J | .250        | 29        | 56          | 19         | 14         | 28         | 6         | 1         | 2         | 9          | 0        | 1         | 7         | 13         | 17         | 6          | 4         | 1         | .442        | .500        | .942        | 1         |   |
| Escobar, A    | .238        | 48        | 143         | 28         | 34         | 49         | 4         | 1         | 3         | 21         | 1        | 4         | 14        | 24         | 26         | 11         | 6         | 3         | .389        | .343        | .732        | 8         |   |
| Guevara, J    | .215        | 27        | 79          | 12         | 17         | 21         | 4         | 0         | 0         | 7          | 0        | 0         | 4         | 8          | 15         | 4          | 0         | 2         | .319        | .266        | .585        | 1         |   |
| Gutiérrez, D  | .100        | 4         | 10          | 2          | 1          | 2          | 1         | 0         | 0         | 1          | 0        | 0         | 1         | 2          | 3          | 3          | 0         | 0         | .308        | .200        | .508        | 0         |   |
| Hernández, F  | .179        | 48        | 145         | 21         | 26         | 43         | 7         | 2         | 2         | 21         | 0        | 2         | 3         | 20         | 36         | 6          | 3         | 1         | .288        | .297        | .585        | 5         |   |
| Leanez, J     | .237        | 43        | 118         | 19         | 28         | 38         | 6         | 2         | 0         | 15         | 1        | 0         | 10        | 10         | 26         | 23         | 4         | 1         | .348        | .322        | .670        | 2         |   |
| Mendez, J     | .400        | 34        | 90          | 14         | 36         | 47         | 8         | 0         | 1         | 19         | 0        | 1         | 11        | 6          | 9          | 9          | 3         | 0         | .491        | .522        | 1.013       | 7         |   |
| Müller, A     | .193        | 26        | 57          | 17         | 11         | 21         | 2         | 1         | 2         | 12         | 0        | 1         | 2         | 9          | 23         | 6          | 1         | 1         | .319        | .368        | .687        | 2         |   |
| Pelegrin, L   | .255        | 22        | 51          | 12         | 13         | 19         | 0         | 0         | 2         | 6          | 0        | 0         | 7         | 6          | 14         | 10         | 0         | 0         | .406        | .373        | .779        | 3         |   |
| Pena, J       | .237        | 52        | 156         | 24         | 37         | 59         | 7         | 3         | 3         | 14         | 0        | 0         | 5         | 25         | 61         | 20         | 6         | 0         | .360        | .378        | .738        | 3         |   |
| Ramos, Y      | .188        | 26        | 64          | 11         | 12         | 21         | 1         | 1         | 2         | 5          | 0        | 1         | 2         | 9          | 25         | 2          | 2         | 3         | .303        | .328        | .631        | 6         |   |
| Rodriguez, S  | .246        | 23        | 61          | 8          | 15         | 17         | 2         | 0         | 0         | 8          | 0        | 0         | 3         | 0          | 4          | 11         | 3         | 1         | 0           | .279        | .279        | .558      | 2 |
| Rosario, N    | .204        | 35        | 103         | 14         | 21         | 32         | 8         | 0         | 1         | 12         | 0        | 2         | 6         | 15         | 33         | 5          | 2         | 1         | .333        | .311        | .644        | 3         |   |
| Rosario, Y    | .223        | 44        | 148         | 25         | 33         | 42         | 5         | 2         | 0         | 14         | 0        | 1         | 2         | 19         | 50         | 18         | 3         | 1         | .318        | .284        | .602        | 11        |   |
| Soto, M       | .299        | 49        | 177         | 28         | 53         | 66         | 11        | 1         | 0         | 16         | 1        | 3         | 4         | 18         | 25         | 9          | 4         | 4         | .371        | .373        | .744        | 8         |   |
| Torres, S     | .206        | 45        | 160         | 16         | 33         | 51         | 2         | 8         | 0         | 27         | 0        | 2         | 5         | 18         | 32         | 10         | 4         | 1         | .303        | .319        | .622        | 2         |   |
| <b>Totals</b> | <b>.235</b> | <b>59</b> | <b>1743</b> | <b>288</b> | <b>409</b> | <b>590</b> | <b>78</b> | <b>23</b> | <b>19</b> | <b>218</b> | <b>5</b> | <b>21</b> | <b>87</b> | <b>225</b> | <b>446</b> | <b>152</b> | <b>47</b> | <b>19</b> | <b>.347</b> | <b>.338</b> | <b>.685</b> | <b>73</b> |   |

| PLAYER        | W-L          | ERA         | G         | GS        | CG       | GF        | SHO      | SV        | IP           | H          | R          | ER         | HR        | HB        | BB         | IBB      | SO         | WP        | BK       | AVG         |
|---------------|--------------|-------------|-----------|-----------|----------|-----------|----------|-----------|--------------|------------|------------|------------|-----------|-----------|------------|----------|------------|-----------|----------|-------------|
| Chirinos, E   | 2-0          | 2.49        | 13        | 1         | 0        | 5         | 0        | 3         | 25.1         | 20         | 11         | 7          | 0         | 2         | 13         | 0        | 33         | 4         | 2        | .222        |
| Garcia, J     | 2-0          | 4.70        | 11        | 0         | 0        | 3         | 0        | 1         | 23.0         | 22         | 13         | 12         | 2         | 2         | 9          | 0        | 15         | 3         | 0        | .247        |
| German, J     | 4-1          | 2.17        | 11        | 10        | 0        | 0         | 0        | 0         | 45.2         | 31         | 13         | 11         | 1         | 4         | 21         | 0        | 46         | 4         | 0        | .195        |
| Gomez, L      | 3-4          | 3.86        | 14        | 5         | 0        | 5         | 0        | 1         | 46.2         | 58         | 22         | 20         | 4         | 3         | 9          | 0        | 43         | 2         | 0        | .310        |
| Gonzalez, L   | 4-5          | 3.71        | 11        | 11        | 0        | 0         | 0        | 0         | 51.0         | 53         | 25         | 21         | 2         | 5         | 5          | 0        | 30         | 1         | 2        | .268        |
| Henriquez, J  | 0-2          | 3.00        | 5         | 0         | 0        | 4         | 0        | 2         | 6.0          | 6          | 4          | 2          | 0         | 0         | 4          | 1        | 7          | 0         | 0        | .261        |
| Hernandez, J  | 1-0          | 6.66        | 11        | 4         | 0        | 5         | 0        | 0         | 25.2         | 34         | 20         | 19         | 2         | 2         | 16         | 0        | 15         | 4         | 0        | .347        |
| Ibarra, N     | 0-0          | 2.25        | 3         | 0         | 0        | 1         | 0        | 0         | 4.0          | 5          | 2          | 1          | 0         | 1         | 3          | 0        | 2          | 1         | 0        | .357        |
| Loyo, J       | 2-0          | 3.78        | 10        | 0         | 0        | 1         | 0        | 0         | 16.2         | 17         | 10         | 7          | 0         | 1         | 15         | 0        | 18         | 6         | 0        | .258        |
| Millan, C     | 1-0          | 6.89        | 10        | 0         | 0        | 2         | 0        | 0         | 15.2         | 19         | 13         | 12         | 0         | 3         | 9          | 0        | 19         | 4         | 0        | .297        |
| Ortega, F     | 5-3          | 3.20        | 11        | 7         | 1        | 2         | 0        | 2         | 45.0         | 41         | 22         | 16         | 1         | 3         | 13         | 0        | 27         | 13        | 0        | .248        |
| Peralta, A    | 0-2          | 7.06        | 7         | 6         | 0        | 0         | 0        | 0         | 21.2         | 25         | 17         | 17         | 0         | 2         | 11         | 0        | 18         | 5         | 0        | .284        |
| Querales, J   | 2-0          | 1.64        | 15        | 0         | 0        | 14        | 0        | 7         | 22.0         | 14         | 4          | 4          | 1         | 0         | 10         | 0        | 28         | 3         | 0        | .182        |
| Ramirez, R    | 0-0          | 2.84        | 12        | 0         | 0        | 3         | 0        | 0         | 19.0         | 10         | 7          | 6          | 0         | 3         | 14         | 0        | 22         | 2         | 0        | .159        |
| Reyes, P      | 3-0          | 1.37        | 7         | 6         | 0        | 0         | 0        | 0         | 26.1         | 26         | 6          | 4          | 0         | 2         | 6          | 0        | 21         | 0         | 0        | .257        |
| Segura, E     | 5-1          | 2.32        | 13        | 8         | 0        | 1         | 0        | 0         | 42.2         | 36         | 16         | 11         | 1         | 3         | 22         | 0        | 39         | 10        | 1        | .234        |
| Sosa, J       | 0-1          | 9.45        | 7         | 0         | 0        | 2         | 0        | 0         | 6.2          | 1          | 11         | 7          | 0         | 6         | 14         | 0        | 9          | 6         | 0        | .053        |
| Zuniga, E     | 2-4          | 2.64        | 14        | 1         | 0        | 10        | 0        | 2         | 30.2         | 31         | 15         | 9          | 0         | 5         | 4          | 0        | 26         | 4         | 0        | .265        |
| <b>Totals</b> | <b>36-23</b> | <b>3.53</b> | <b>59</b> | <b>59</b> | <b>1</b> | <b>58</b> | <b>4</b> | <b>18</b> | <b>473.2</b> | <b>449</b> | <b>231</b> | <b>186</b> | <b>14</b> | <b>47</b> | <b>198</b> | <b>1</b> | <b>418</b> | <b>72</b> | <b>5</b> | <b>.253</b> |

## 2022 DSL PHILLIES WHITE REVIEW

Won the Dominican Summer League championship, defeating the DSL Rockies 2-1 in a best-of-three series... Finished 1st in DSL's San Pedro Division (40-19, .678)... **STAFF** – Manager: Orlando Muñoz; Hitting Coach: Samuel Hiciano; Pitching Coach: Les Straker; Coach: Felix Castillo; Athletic Trainer: José Betancourt; Strength & Conditioning Coach: Ervis Manzanillo.

**LEAGUE LEADERS: TEAM** – 8th in team batting average (.264), 9th in team ERA (3.65) and T-8th in team fielding percentage (.959).

| PLAYER           | AVG         | G         | AB          | R          | H          | TB         | 2B        | 3B        | HR        | RBI        | SH        | SF        | HP        | BB         | SO         | SB         | CS        | DP        | OBP         | SLG         | OPS         | E         |
|------------------|-------------|-----------|-------------|------------|------------|------------|-----------|-----------|-----------|------------|-----------|-----------|-----------|------------|------------|------------|-----------|-----------|-------------|-------------|-------------|-----------|
| Andrade, D       | .203        | 31        | 79          | 9          | 16         | 25         | 9         | 0         | 0         | 10         | 0         | 1         | 3         | 9          | 17         | 2          | 0         | 2         | .304        | .316        | .620        | 3         |
| Barria, E        | .260        | 29        | 50          | 10         | 13         | 14         | 1         | 0         | 0         | 7          | 0         | 2         | 2         | 8          | 12         | 4          | 1         | 1         | .371        | .280        | .651        | 3         |
| Beltran, N       | .226        | 51        | 146         | 24         | 33         | 40         | 7         | 0         | 0         | 17         | 3         | 2         | 4         | 31         | 18         | 5          | 3         | 3         | .372        | .274        | .646        | 17        |
| Bergolla, W      | .380        | 24        | 71          | 18         | 27         | 30         | 3         | 0         | 0         | 14         | 0         | 0         | 1         | 11         | 3          | 2          | 3         | 1         | .470        | .423        | .893        | 4         |
| Carella, L       | .260        | 38        | 96          | 12         | 25         | 28         | 3         | 0         | 0         | 10         | 1         | 2         | 0         | 19         | 18         | 10         | 4         | 1         | .376        | .292        | .668        | 6         |
| Escobar, D       | .210        | 45        | 100         | 26         | 21         | 25         | 1         | 0         | 1         | 5          | 3         | 0         | 4         | 29         | 29         | 17         | 5         | 2         | .406        | .250        | .656        | 4         |
| Garcia, J        | .308        | 54        | 156         | 30         | 48         | 65         | 12        | 1         | 1         | 28         | 0         | 2         | 6         | 13         | 41         | 8          | 2         | 3         | .379        | .417        | .796        | 0         |
| Gutierrez, D     | .275        | 40        | 120         | 22         | 33         | 49         | 6         | 2         | 2         | 26         | 0         | 2         | 3         | 15         | 27         | 13         | 3         | 3         | .364        | .408        | .772        | 3         |
| Heredia, R       | .273        | 51        | 172         | 27         | 47         | 79         | 16        | 5         | 2         | 33         | 0         | 2         | 3         | 13         | 49         | 7          | 1         | 3         | .332        | .459        | .791        | 1         |
| Hernandez, A     | .147        | 27        | 68          | 9          | 10         | 14         | 2         | 1         | 0         | 9          | 0         | 1         | 2         | 14         | 23         | 0          | 1         | 1         | .306        | .206        | .512        | 12        |
| Jimenez, M       | .246        | 49        | 167         | 26         | 41         | 58         | 9         | 1         | 2         | 24         | 0         | 4         | 2         | 12         | 28         | 3          | 1         | 0         | .297        | .347        | .644        | 0         |
| Martinez, J      | .294        | 35        | 85          | 22         | 25         | 28         | 3         | 0         | 0         | 10         | 0         | 0         | 4         | 14         | 26         | 3          | 2         | 4         | .417        | .329        | .746        | 2         |
| Mata, A          | .253        | 33        | 75          | 9          | 19         | 25         | 3         | 0         | 1         | 12         | 0         | 1         | 1         | 8          | 8          | 1          | 0         | 5         | .329        | .333        | .662        | 5         |
| Mendez, R        | .233        | 21        | 60          | 18         | 14         | 17         | 3         | 0         | 0         | 1          | 1         | 0         | 3         | 7          | 10         | 3          | 1         | 2         | .343        | .283        | .626        | 0         |
| Rondon, L        | .340        | 41        | 103         | 16         | 35         | 49         | 7         | 2         | 1         | 15         | 4         | 1         | 7         | 10         | 18         | 5          | 3         | 3         | .430        | .476        | .906        | 3         |
| Rosario, R       | .346        | 8         | 26          | 3          | 9          | 14         | 3         | 1         | 0         | 3          | 1         | 1         | 0         | 2          | 7          | 3          | 1         | 0         | .379        | .538        | .917        | 1         |
| Silva, B         | .255        | 29        | 51          | 11         | 13         | 19         | 3         | 0         | 1         | 9          | 1         | 1         | 4         | 17         | 14         | 3          | 1         | 1         | .466        | .373        | .839        | 0         |
| Tabares, A       | .255        | 24        | 51          | 6          | 13         | 13         | 0         | 0         | 0         | 6          | 1         | 0         | 1         | 7          | 11         | 3          | 5         | 2         | .356        | .255        | .611        | 0         |
| Villavicencio, J | .266        | 46        | 143         | 29         | 38         | 56         | 8         | 2         | 2         | 16         | 1         | 1         | 1         | 20         | 35         | 13         | 1         | 2         | .358        | .392        | .750        | 16        |
| <b>Totals</b>    | <b>.264</b> | <b>59</b> | <b>1819</b> | <b>327</b> | <b>480</b> | <b>648</b> | <b>99</b> | <b>15</b> | <b>13</b> | <b>255</b> | <b>16</b> | <b>23</b> | <b>51</b> | <b>259</b> | <b>394</b> | <b>105</b> | <b>38</b> | <b>39</b> | <b>.367</b> | <b>.356</b> | <b>.723</b> | <b>83</b> |

| PLAYER        | W-L          | ERA         | G         | GS        | CG       | GF        | SHO      | SV        | IP           | H          | R          | ER         | HR        | HB        | BB         | IBB      | SO         | WP        | BK        | AVG         |
|---------------|--------------|-------------|-----------|-----------|----------|-----------|----------|-----------|--------------|------------|------------|------------|-----------|-----------|------------|----------|------------|-----------|-----------|-------------|
| Alcala, S     | 2-0          | 1.50        | 6         | 0         | 0        | 6         | 0        | 1         | 12.0         | 9          | 3          | 2          | 1         | 1         | 1          | 0        | 9          | 1         | 0         | .205        |
| Amarante, J   | 3-0          | 2.79        | 15        | 0         | 0        | 4         | 0        | 2         | 29.0         | 21         | 10         | 9          | 1         | 1         | 10         | 0        | 40         | 6         | 0         | .196        |
| Andrade, K    | 0-0          | 6.14        | 5         | 0         | 0        | 1         | 0        | 0         | 7.1          | 8          | 7          | 5          | 0         | 3         | 5          | 0        | 6          | 3         | 0         | .296        |
| Angulo, J     | 2-0          | 3.48        | 4         | 0         | 0        | 0         | 0        | 0         | 10.1         | 9          | 5          | 4          | 0         | 0         | 5          | 0        | 12         | 3         | 0         | .243        |
| Astudillo, H  | 5-1          | 3.50        | 14        | 0         | 0        | 13        | 0        | 4         | 18.0         | 19         | 12         | 7          | 0         | 4         | 9          | 1        | 20         | 8         | 1         | .284        |
| Bata, E       | 1-2          | 3.95        | 10        | 10        | 0        | 0         | 0        | 0         | 41.0         | 44         | 25         | 18         | 6         | 1         | 6          | 0        | 35         | 4         | 0         | .265        |
| Blanco, W     | 0-3          | 5.70        | 11        | 6         | 0        | 0         | 0        | 0         | 23.2         | 25         | 18         | 15         | 1         | 2         | 18         | 0        | 25         | 13        | 0         | .272        |
| Fuenmayor, J  | 2-2          | 3.82        | 12        | 4         | 0        | 3         | 0        | 2         | 37.2         | 40         | 23         | 16         | 1         | 2         | 10         | 0        | 27         | 5         | 1         | .268        |
| Garibaldi, A  | 1-0          | 3.86        | 9         | 1         | 0        | 3         | 0        | 0         | 14.0         | 6          | 6          | 6          | 0         | 0         | 15         | 0        | 12         | 5         | 0         | .130        |
| Hernandez, M  | 3-2          | 0.72        | 11        | 11        | 0        | 0         | 0        | 0         | 49.2         | 24         | 9          | 4          | 1         | 9         | 16         | 0        | 51         | 4         | 2         | .140        |
| Linares, D    | 5-1          | 3.38        | 13        | 0         | 0        | 4         | 0        | 1         | 26.2         | 18         | 13         | 10         | 1         | 1         | 6          | 0        | 26         | 6         | 2         | .189        |
| Melendez, J   | 0-0          | 16.55       | 9         | 1         | 0        | 2         | 0        | 0         | 10.1         | 16         | 21         | 19         | 1         | 1         | 15         | 0        | 7          | 8         | 0         | .372        |
| Mijares, D    | 6-2          | 5.14        | 14        | 1         | 0        | 4         | 0        | 1         | 28.0         | 33         | 19         | 16         | 2         | 0         | 4          | 0        | 23         | 3         | 0         | .295        |
| Pulido, D     | 2-2          | 1.82        | 11        | 11        | 0        | 0         | 0        | 0         | 49.1         | 32         | 13         | 10         | 2         | 4         | 28         | 0        | 34         | 4         | 2         | .203        |
| Rodríguez, M  | 0-0          | 8.64        | 6         | 0         | 0        | 1         | 0        | 0         | 8.1          | 12         | 11         | 8          | 0         | 2         | 9          | 0        | 8          | 2         | 1         | .316        |
| Rosales, M    | 2-0          | 3.86        | 11        | 0         | 0        | 5         | 0        | 0         | 16.1         | 13         | 8          | 7          | 0         | 2         | 9          | 0        | 12         | 0         | 0         | .217        |
| Teran, S      | 0-3          | 4.50        | 15        | 4         | 0        | 10        | 0        | 5         | 32.0         | 33         | 17         | 16         | 3         | 2         | 11         | 0        | 36         | 2         | 1         | .264        |
| Ventura, E    | 5-1          | 2.40        | 11        | 10        | 1        | 0         | 0        | 0         | 48.2         | 38         | 15         | 13         | 2         | 2         | 18         | 0        | 38         | 2         | 1         | .221        |
| <b>Totals</b> | <b>40-19</b> | <b>3.65</b> | <b>59</b> | <b>59</b> | <b>1</b> | <b>58</b> | <b>3</b> | <b>17</b> | <b>480.2</b> | <b>417</b> | <b>247</b> | <b>195</b> | <b>24</b> | <b>43</b> | <b>198</b> | <b>1</b> | <b>431</b> | <b>83</b> | <b>12</b> | <b>.234</b> |

## MINOR LEAGUE PLAYERS

**Note:** Minor league totals do not include statistics from independent or foreign leagues.

**ACUNA, JOSE GUADALUPE... LHP... B-T:** L-L... **HT:** 6-1; **WT:** 210... **BORN:** September 25, 2002, Corpus Christi, TX... **RESIDES:** Corpus Christi... **HOW OBTAINED:** Selected by Phillies in 14th round of 2021 MLB Draft... **SIGNED BY:** Ralph Garr Jr... **EDUCATION:** 2021 graduate of Veterans Memorial HS (TX).

**2022:** Pitched for Florida Complex League Phillies (R)... **2021:** Did not pitch (fractured right hand).

| YEAR | CLUB                     | W-L | ERA   | G | GS | CG | SHO | SV | IP  | H | R  | ER | HR | HB | BB | SO | WP | BK | AVG  |
|------|--------------------------|-----|-------|---|----|----|-----|----|-----|---|----|----|----|----|----|----|----|----|------|
| 2021 | Injured -- Did not pitch |     |       |   |    |    |     |    |     |   |    |    |    |    |    |    |    |    |      |
| 2022 | FCL Phillies             | 0-0 | 15.95 | 7 | 0  | 0  | 0   | 1  | 7.1 | 7 | 13 | 13 | 0  | 2  | 19 | 8  | 8  | 0  | .269 |

**ADAMS, MICHAEL RALPH (Mike)... RHP... B-T:** R-R... **HT:** 5-11; **WT:** 175... **BORN:** September 7, 1994, Egg Harbor Township, NJ... **RESIDES:** Egg Harbor Township... **HOW OBTAINED:** Signed by Phillies as a minor league free agent, 1/19/21... **SIGNED BY:** Jeff Zona Jr... **EDUCATION:** 2016 graduate of Wagner College (NY)... 2012 graduate of Holy Spirit HS (NJ).

**2022:** Spent majority of season with Reading (AA)... Made 2 appearances with Lehigh Valley (AAA) in May... Posted a 1.80 ERA (2 ER, 10.0 IP) in 5 September games... **2021:** Began season with Jersey Shore (A)... Promoted to Lehigh Valley, 6/25... His 44 appearances were T-1st among all Phillies minor league pitchers... Allowed just 1 HR to the 218 batters he faced in 47.2 innings (0.19 HR/9.0 IP)... 2017-20: Did not pitch professionally... **2016:** Pitched for Rockland in the independent Canadian-American Association.

| YEAR                 | CLUB            | W-L        | ERA         | G         | GS       | CG       | SHO      | SV       | IP           | H          | R         | ER        | HR        | HB       | BB        | SO         | WP        | BK       | AVG         |
|----------------------|-----------------|------------|-------------|-----------|----------|----------|----------|----------|--------------|------------|-----------|-----------|-----------|----------|-----------|------------|-----------|----------|-------------|
| 2016                 | Rockland (Ind.) | 5-6        | 5.86        | 16        | 11       | 1        | 0        | 0        | 66.0         | 85         | 46        | 43        | 5         | 5        | 37        | 30         | 6         | 0        | ---         |
| 2021                 | Jersey Shore    | 1-1        | 7.59        | 14        | 0        | 0        | 0        | 0        | 10.2         | 14         | 10        | 9         | 0         | 1        | 9         | 13         | 3         | 0        | .298        |
|                      | Lehigh Valley   | 1-1        | 3.65        | 30        | 0        | 0        | 0        | 1        | 37.0         | 35         | 15        | 15        | 1         | 4        | 19        | 29         | 4         | 0        | .257        |
| 2022                 | Reading         | 7-1        | 5.28        | 37        | 4        | 0        | 0        | 1        | 61.1         | 68         | 44        | 36        | 10        | 1        | 29        | 58         | 7         | 0        | .280        |
|                      | Lehigh Valley   | 0-0        | 13.50       | 2         | 0        | 0        | 0        | 0        | 2.0          | 3          | 3         | 3         | 1         | 0        | 2         | 1          | 0         | 0        | .375        |
| <b>Minors Totals</b> |                 | <b>9-3</b> | <b>5.11</b> | <b>83</b> | <b>4</b> | <b>0</b> | <b>0</b> | <b>2</b> | <b>111.0</b> | <b>120</b> | <b>72</b> | <b>63</b> | <b>12</b> | <b>6</b> | <b>59</b> | <b>101</b> | <b>14</b> | <b>0</b> | <b>.276</b> |

**ALCALA, LUIS SAUL (Saul)... RHP... B-T:** R-R... **HT:** 6-0; **WT:** 167... **BORN:** November 7, 2000, Guiria, VZ... **RESIDES:** Guiria... **HOW OBTAINED:** Signed by Phillies as an amateur free agent, 4/2/19... **SIGNED BY:** Rafael Álvarez and Ebert Velásquez.

**2022:** Pitched for Dominican Summer League Phillies White (R)... Held RHH to a .167 AVG (5-30)... **2021:** Pitched for DSL Phillies Red and White... Held LHH to a .200 AVG (8-40)... Posted a 2.40 ERA (4 ER, 15.0 IP) and limited opponents to a .192 AVG (10-52) in 7 August games (1 start)... **2020:** Did not pitch... **2019:** Began professional career with DSL Phillies White.

| YEAR                 | CLUB           | W-L        | ERA         | G         | GS       | CG       | SHO      | SV       | IP          | H         | R         | ER        | HR       | HB       | BB        | SO        | WP       | BK       | AVG         |
|----------------------|----------------|------------|-------------|-----------|----------|----------|----------|----------|-------------|-----------|-----------|-----------|----------|----------|-----------|-----------|----------|----------|-------------|
| 2019                 | DSL Phillies-W | 0-0        | 15.43       | 2         | 0        | 0        | 0        | 0        | 2.1         | 1         | 4         | 4         | 0        | 0        | 3         | 6         | 1        | 0        | .111        |
| 2020                 | Did not pitch  |            |             |           |          |          |          |          |             |           |           |           |          |          |           |           |          |          |             |
| 2021                 | DSL Phillies-R | 2-2        | 3.60        | 10        | 1        | 0        | 0        | 1        | 20.0        | 14        | 10        | 8         | 1        | 3        | 11        | 18        | 4        | 0        | .203        |
|                      | DSL Phillies-W | 4-0        | 4.38        | 5         | 0        | 0        | 0        | 0        | 12.1        | 10        | 7         | 6         | 0        | 0        | 6         | 14        | 0        | 0        | .217        |
|                      | DSL Combined   | 6-2        | 3.90        | 15        | 1        | 0        | 0        | 1        | 32.1        | 24        | 17        | 14        | 1        | 3        | 17        | 32        | 4        | 0        | .209        |
| 2022                 | DSL Phillies-W | 2-0        | 1.50        | 6         | 0        | 0        | 0        | 1        | 12.0        | 9         | 3         | 2         | 1        | 1        | 1         | 9         | 1        | 0        | .205        |
| <b>Minors Totals</b> |                | <b>8-2</b> | <b>3.86</b> | <b>23</b> | <b>1</b> | <b>0</b> | <b>0</b> | <b>2</b> | <b>46.2</b> | <b>34</b> | <b>24</b> | <b>20</b> | <b>2</b> | <b>4</b> | <b>21</b> | <b>47</b> | <b>6</b> | <b>0</b> | <b>.202</b> |

**ALDEGHERI, SAMUEL... LHP... B-T:** L-L... **HT:** 6-0; **WT:** 185... **BORN:** September 19, 2001, Verona, Italy... **RESIDES:** Verona... **HOW OBTAINED:** Signed by Phillies as an amateur free agent, 6/13/19... **SIGNED BY:** Claudio Scerrato.

**2022:** Pitched for Florida Complex League Phillies (R)... Struck out 31.5% of the batters he faced (17-54)... Participated in Florida Instructional League... **2021:** Began professional career with FCL Phillies... Made his pro debut, 6/28 at FCL Blue Jays... Promoted to Clearwater (A), 7/17... Was placed on the IL, 8/20, with a left elbow injury and missed the remainder of the season... Struck out 34.8% of the batters he faced (32-92)... **2020:** Did not pitch... **2019:** Participated in FIL.

| YEAR                 | CLUB         | W-L        | ERA         | G         | GS       | CG       | SHO      | SV       | IP          | H         | R        | ER       | HR       | HB       | BB        | SO        | WP       | BK       | AVG         |
|----------------------|--------------|------------|-------------|-----------|----------|----------|----------|----------|-------------|-----------|----------|----------|----------|----------|-----------|-----------|----------|----------|-------------|
| 2021                 | FCL Phillies | 1-0        | 2.08        | 3         | 1        | 0        | 0        | 0        | 8.2         | 8         | 3        | 2        | 0        | 1        | 3         | 14        | 1        | 0        | .235        |
|                      | Clearwater   | 0-1        | 2.92        | 5         | 2        | 0        | 0        | 0        | 12.1        | 9         | 4        | 4        | 0        | 1        | 7         | 18        | 2        | 0        | .200        |
| 2022                 | FCL Phillies | 0-0        | 1.46        | 8         | 4        | 0        | 0        | 0        | 12.1        | 9         | 2        | 2        | 0        | 0        | 7         | 17        | 3        | 0        | .191        |
| <b>Minors Totals</b> |              | <b>1-1</b> | <b>2.16</b> | <b>16</b> | <b>7</b> | <b>0</b> | <b>0</b> | <b>0</b> | <b>33.1</b> | <b>26</b> | <b>9</b> | <b>8</b> | <b>0</b> | <b>2</b> | <b>17</b> | <b>49</b> | <b>6</b> | <b>0</b> | <b>.206</b> |

**ALIFANO, MATTHEW SCOTT (Matt)... INF... B-T:** R-R... **HT:** 6-2, **WT:** 196... **Born:** December 31, 2000, Smithtown, NY... **RESIDES:** Center Moriches, NY... **HOW OBTAINED:** Signed by Phillies as a non-drafted free agent, 7/23/22... **SIGNED BY:** Justin Morgenstern.

**2022:** Began professional career with Clearwater (A)... Made his pro debut, 8/6 at Tampa... Made 15 starts at 3rd base... Participated in Florida Instructional League.

| YEAR | CLUB       | AVG  | G  | AB | R | H | 2B | 3B | HR | RBI | SH | SF | HP | BB | SO | SB | CS | OBP  | SLG  | OPS  | E |
|------|------------|------|----|----|---|---|----|----|----|-----|----|----|----|----|----|----|----|------|------|------|---|
| 2022 | Clearwater | .196 | 15 | 46 | 3 | 9 | 1  | 0  | 0  | 4   | 0  | 0  | 4  | 4  | 18 | 0  | 0  | .315 | .217 | .532 | 1 |

**AMARANTE, JUAN JOSÉ... LHP... B-T: L-L... HT: 5-11; WT: 173... BORN:** April 14, 2004, Valencia, VZ... **RESIDES:** Valencia... **HOW OBTAINED:** Signed by Phillies as an amateur free agent, 1/29/22... **SIGNED BY:** Jonatan Hernández.

**2022:** Began professional career with Dominican Summer League Phillies White (R)... Made his pro debut, 6/8 at DSL Rangers... Held LHH to a .150 AVG (3-20)... Struck out 33.9% (40-118) of batters faced and averaged 12.41 SO/9.0 IP.

| YEAR | CLUB           | W-L | ERA  | G  | GS | CG | SHO | SV | IP   | H  | R  | ER | HR | HB | BB | SO | WP | BK | AVG  |
|------|----------------|-----|------|----|----|----|-----|----|------|----|----|----|----|----|----|----|----|----|------|
| 2022 | DSL Phillies-W | 3-0 | 2.79 | 15 | 0  | 0  | 0   | 2  | 29.0 | 21 | 10 | 9  | 1  | 1  | 10 | 40 | 6  | 0  | .196 |

**ANDRADE, DERVIN DANIEL... C... B-T: R-R... HT: 6-0; WT: 200... BORN:** November 1, 2003, Maracaibo, VZ... **RESIDES:** Maracaibo... **HOW OBTAINED:** Signed by Phillies as an amateur free agent, 3/10/21... **SIGNED BY:** Carlos Salas and Elvis García.

**2022:** Began professional career with Dominican Summer League Phillies White (R)... Made his pro debut, 6/6 at DSL Giants... Posted a slash line of .346/.433/.538 in 10 August games... **2021:** Missed the entire season (right elbow surgery).

| YEAR | CLUB                   | AVG  | G  | AB | R | H  | 2B | 3B | HR | RBI | SH | SF | HP | BB | SO | SB | CS | OBP  | SLG  | OPS  | E |
|------|------------------------|------|----|----|---|----|----|----|----|-----|----|----|----|----|----|----|----|------|------|------|---|
| 2021 | Injured – Did not play |      |    |    |   |    |    |    |    |     |    |    |    |    |    |    |    |      |      |      |   |
| 2022 | DSL Phillies-W         | .203 | 31 | 79 | 9 | 16 | 9  | 0  | 0  | 10  | 0  | 1  | 3  | 9  | 17 | 2  | 0  | .304 | .316 | .620 | 3 |

**ANDRADE, KLEYDERVE LEANDRO... LHP... B-T: L-L... HT: 5-11; WT: 180... BORN:** December 21, 2002, Valencia, VZ... **RESIDES:** San Jose De Heras, VZ... **HOW OBTAINED:** Signed by Phillies as an amateur free agent, 5/9/22... **SIGNED BY:** Carlos Salas and Jonatan Hernández.

**2022:** Began professional career with Dominican Summer League Phillies White (R)... Made his pro debut, 7/15 vs DSL Rockies.

| YEAR | CLUB           | W-L | ERA  | G | GS | CG | SHO | SV | IP  | H | R | ER | HR | HB | BB | SO | WP | BK | AVG  |
|------|----------------|-----|------|---|----|----|-----|----|-----|---|---|----|----|----|----|----|----|----|------|
| 2022 | DSL Phillies-W | 0-0 | 6.14 | 5 | 0  | 0  | 0   | 0  | 7.1 | 8 | 7 | 5  | 0  | 3  | 5  | 6  | 3  | 0  | .296 |

**ANGULO, JOALBERT ALEXANDER... LHP... B-T: L-L... HT: 6-5; WT: 200... BORN:** October 30, 2001, Caracas, VZ... **RESIDES:** Catia La Mar, VZ... **HOW OBTAINED:** Signed by Phillies as an amateur free agent, 7/2/18... **SIGNED BY:** Rafael Álvarez and William Mota.

**2022:** Pitched in 4 games for Dominican Summer League Phillies White (R)... Struck out 28.6% (12-42) of batters faced... **2021:** Pitched for DSL Phillies Red... Held LHH to a .190/.320/.238 slash line with 1 XBH (double) in 25 PA... **2020:** Did not pitch... **2019:** Made his professional debut with DSL Phillies Red.

| YEAR                 | CLUB           | W-L        | ERA         | G         | GS       | CG       | SHO      | SV       | IP          | H         | R         | ER        | HR       | HB        | BB        | SO        | WP        | BK       | AVG         |  |  |
|----------------------|----------------|------------|-------------|-----------|----------|----------|----------|----------|-------------|-----------|-----------|-----------|----------|-----------|-----------|-----------|-----------|----------|-------------|--|--|
| 2019                 | DSL Phillies-R | 2-0        | 8.87        | 15        | 3        | 0        | 0        | 0        | 22.1        | 16        | 29        | 22        | 0        | 5         | 38        | 18        | 9         | 1        | .208        |  |  |
| 2020                 | Did not pitch  |            |             |           |          |          |          |          |             |           |           |           |          |           |           |           |           |          |             |  |  |
| 2021                 | DSL Phillies-R | 2-1        | 6.10        | 15        | 0        | 0        | 0        | 0        | 20.2        | 22        | 20        | 14        | 1        | 6         | 14        | 23        | 8         | 0        | .262        |  |  |
| 2022                 | DSL Phillies-W | 2-0        | 3.48        | 4         | 0        | 0        | 0        | 0        | 10.1        | 9         | 5         | 4         | 0        | 0         | 5         | 12        | 3         | 0        | .243        |  |  |
| <b>Minors Totals</b> |                | <b>6-1</b> | <b>6.75</b> | <b>34</b> | <b>3</b> | <b>0</b> | <b>0</b> | <b>0</b> | <b>53.1</b> | <b>47</b> | <b>54</b> | <b>40</b> | <b>1</b> | <b>11</b> | <b>57</b> | <b>53</b> | <b>20</b> | <b>1</b> | <b>.237</b> |  |  |

**ANTLE, CHASE THOMPSON... RHP... B-T: R-R... HT: 6-2; WT: 220... BORN:** February 16, 1997, Grove City, OH... **RESIDES:** Grove City... **HOW OBTAINED:** Signed by Phillies as a non-drafted free agent, 6/16/20... **SIGNED BY:** Aaron Jersild... **EDUCATION:** Attended Coastal Carolina University (SC) and is a 2019 graduate of Bowling Green State University (OH)... 2015 graduate of Grove City HS.

**2022:** Missed the entire season (right elbow surgery)... **2021:** Missed the entire season (right elbow surgery)... **2020:** Did not pitch.

| YEAR | CLUB                    | W-L | ERA | G | GS | CG | SHO | SV | IP | H | R | ER | HR | HB | BB | SO | WP | BK | AVG |  |  |
|------|-------------------------|-----|-----|---|----|----|-----|----|----|---|---|----|----|----|----|----|----|----|-----|--|--|
| 2020 | Did not pitch           |     |     |   |    |    |     |    |    |   |   |    |    |    |    |    |    |    |     |  |  |
| 2021 | Injured – Did not pitch |     |     |   |    |    |     |    |    |   |   |    |    |    |    |    |    |    |     |  |  |
| 2022 | Injured – Did not pitch |     |     |   |    |    |     |    |    |   |   |    |    |    |    |    |    |    |     |  |  |

**ARMENTA, ERUBIEL ALBERTO... LHP... B-T: L-L... HT: 6-2; WT: 210... BORN:** March 11, 2000, Tijuana, MX... **RESIDES:** Tijuana... **HOW OBTAINED:** Signed by Phillies as an amateur free agent, 7/11/19... **SIGNED BY:** Oneri Fleita and Charlie Gastelum.

**2022:** Spent season with Jersey Shore (A)... Posted a 1.17 ERA (1 ER, 7.2 IP) in 8 May games... Limited batters to a .040 AVG (1-25) in 8 June games... **2021:** Began season in extended spring training... Made professional debut with Clearwater (A), 6/16 at Dunedin... Promoted to Jersey Shore, 7/10... Appeared in 1 game with Reading (AA) at the end of the season... Combined to post a 1.96 ERA (5 ER, 23.0 IP) and averaged 19.17 SO/9.0 IP (49 SO/23.0 IP) in 16 relief appearances... Had at least 1 SO in each of his 16 games... Struck out 47.1% of the batters he faced (49-104)... Participated in Florida Instructional League... **2020:** Pitched for Los Mochis in the Mexican Pacific Winter League.

| YEAR                 | CLUB         | W-L        | ERA         | G         | GS       | CG       | SHO      | SV       | IP          | H         | R         | ER        | HR       | HB       | BB        | SO         | WP       | BK       | AVG         |
|----------------------|--------------|------------|-------------|-----------|----------|----------|----------|----------|-------------|-----------|-----------|-----------|----------|----------|-----------|------------|----------|----------|-------------|
| 2021                 | Clearwater   | 2-0        | 0.00        | 4         | 0        | 0        | 0        | 1        | 6.2         | 3         | 0         | 0         | 0        | 1        | 4         | 17         | 1        | 0        | .125        |
|                      | Jersey Shore | 0-0        | 3.14        | 11        | 0        | 0        | 0        | 2        | 14.1        | 11        | 6         | 5         | 1        | 2        | 11        | 30         | 3        | 0        | .204        |
|                      | Reading      | 1-0        | 0.00        | 1         | 0        | 0        | 0        | 0        | 2.0         | 1         | 0         | 0         | 0        | 0        | 1         | 2          | 0        | 0        | .143        |
| 2022                 | Jersey Shore | 3-2        | 3.60        | 40        | 0        | 0        | 0        | 1        | 40.0        | 22        | 20        | 16        | 2        | 5        | 32        | 54         | 5        | 2        | .161        |
| <b>Minors Totals</b> |              | <b>6-2</b> | <b>3.00</b> | <b>56</b> | <b>0</b> | <b>0</b> | <b>0</b> | <b>4</b> | <b>63.0</b> | <b>37</b> | <b>26</b> | <b>21</b> | <b>3</b> | <b>8</b> | <b>48</b> | <b>103</b> | <b>9</b> | <b>2</b> | <b>.167</b> |

SCOUTING & PLAYER DEV.

**ASH, KONNOR THOMAS...** RHP... **B-T:** R-R... **HT:** 6-0; **WT:** 190... **BORN:** March 17, 1999, Grand Blanc, MI... **RESIDES:** Avon, IN... **HOW OBTAINED:** Signed by Phillies as a non-drafted free agent, 7/20/21... **SIGNED BY:** Justin Munson... **EDUCATION:** 2021 graduate of University of Missouri... 2017 graduate of Plainfield South HS (IL)... **MISC:** Averaged 10.47 SO/9.0 IP (138 SO/118.2 IP) in 55 games (10 starts) during his 4-year collegiate career.

**2022:** Spent season with Clearwater (A)... Was on the IL (left oblique strain), beginning of season-4/26... Posted a 1.35 ERA (2 ER, 13.1 IP) in 9 May games... **2021:** Began professional career with Florida Complex League Phillies (R)... Promoted to Clearwater, 8/26... Participated in Florida Instructional League.

| YEAR                 | CLUB         | W-L        | ERA         | G         | GS       | CG       | SHO      | SV       | IP          | H         | R         | ER        | HR       | HB       | BB        | SO        | WP       | BK       | AVG         |
|----------------------|--------------|------------|-------------|-----------|----------|----------|----------|----------|-------------|-----------|-----------|-----------|----------|----------|-----------|-----------|----------|----------|-------------|
| 2021                 | FCL Phillies | 0-0        | 4.50        | 3         | 1        | 0        | 0        | 1        | 4.0         | 4         | 3         | 2         | 1        | 0        | 1         | 6         | 0        | 1        | .235        |
|                      | Clearwater   | 3-0        | 3.48        | 6         | 0        | 0        | 0        | 0        | 10.1        | 7         | 4         | 4         | 1        | 0        | 7         | 8         | 0        | 0        | .206        |
| 2022                 | Clearwater   | 1-2        | 5.36        | 31        | 0        | 0        | 0        | 4        | 40.1        | 36        | 27        | 24        | 3        | 0        | 26        | 54        | 6        | 1        | .235        |
| <b>Minors Totals</b> |              | <b>4-2</b> | <b>4.94</b> | <b>40</b> | <b>1</b> | <b>0</b> | <b>0</b> | <b>5</b> | <b>54.2</b> | <b>47</b> | <b>34</b> | <b>30</b> | <b>5</b> | <b>0</b> | <b>34</b> | <b>68</b> | <b>6</b> | <b>2</b> | <b>.230</b> |

**ASTUDILLO, HERMES JOSÉ...** RHP... **B-T:** R-R... **HT:** 5-11; **WT:** 188... **BORN:** March 2, 2002, Barcelona, VZ... **RESIDES:** Cumaná, VZ... **HOW OBTAINED:** Signed by Phillies as an amateur free agent, 9/19/18... **SIGNED BY:** Rafael Álvarez and Ebert Velásquez.

**2022:** Pitched for Dominican Summer League Phillies White (R)... Closed the season with 4 appearances without an ER (4.0 IP) in August... **2021:** Tossed 8.0 scoreless innings over 5 games with DSL Phillies Red... Limited RHH to a .111 AVG (2-18) with no XBH... **2020:** Did not pitch... **2019:** Made professional debut with DSL Phillies Red.

| YEAR                 | CLUB           | W-L        | ERA         | G         | GS       | CG       | SHO      | SV       | IP          | H         | R         | ER       | HR       | HB       | BB        | SO        | WP        | BK       | AVG         |
|----------------------|----------------|------------|-------------|-----------|----------|----------|----------|----------|-------------|-----------|-----------|----------|----------|----------|-----------|-----------|-----------|----------|-------------|
| 2019                 | DSL Phillies-R | 0-0        | 9.00        | 2         | 0        | 0        | 0        | 0        | 2.0         | 3         | 3         | 2        | 0        | 0        | 1         | 0         | 1         | 0        | .333        |
| 2020                 | Did not pitch  |            |             |           |          |          |          |          |             |           |           |          |          |          |           |           |           |          |             |
| 2021                 | DSL Phillies-R | 3-0        | 0.00        | 5         | 0        | 0        | 0        | 1        | 8.0         | 4         | 0         | 0        | 0        | 1        | 2         | 7         | 2         | 0        | .160        |
| 2022                 | DSL Phillies-W | 5-1        | 3.50        | 14        | 0        | 0        | 0        | 4        | 18.0        | 19        | 12        | 7        | 0        | 4        | 9         | 20        | 8         | 1        | .284        |
| <b>Minors Totals</b> |                | <b>8-1</b> | <b>2.89</b> | <b>21</b> | <b>0</b> | <b>0</b> | <b>0</b> | <b>5</b> | <b>28.0</b> | <b>26</b> | <b>15</b> | <b>9</b> | <b>0</b> | <b>5</b> | <b>12</b> | <b>27</b> | <b>11</b> | <b>1</b> | <b>.257</b> |

**AVILA, KLIUBERT ALEJANDRO...** C/1B... **B-T:** R-R... **HT:** 5-10; **WT:** 170... **BORN:** May 19, 2003, Caracas, VZ... **RESIDES:** Distrito Capital, VZ... **HOW OBTAINED:** Signed by Phillies as an amateur free agent, 11/27/19... **SIGNED BY:** Carlos Salas and Rafael Álvarez.

**2022:** Spent season with Dominican Summer League Phillies Red (R)... Posted a .351 OBP in 14 July games (57 PA)... **2021:** Began professional career with DSL Phillies White... Had the 2nd-highest OPS (.936) among Phillies minor league hitters (min. 100 PA)... Threw out 50.0% (11-22) of base runners attempting to steal... Defensively, made starts at catcher (11) and 1st base (10)... **2020:** Did not play.

| YEAR                 | CLUB           | AVG         | G         | AB         | R         | H         | 2B       | 3B       | HR       | RBI       | SH       | SF       | HP       | BB        | SO        | SB       | CS       | OBP         | SLG         | OPS         | E        |
|----------------------|----------------|-------------|-----------|------------|-----------|-----------|----------|----------|----------|-----------|----------|----------|----------|-----------|-----------|----------|----------|-------------|-------------|-------------|----------|
| 2020                 | Did not play   |             |           |            |           |           |          |          |          |           |          |          |          |           |           |          |          |             |             |             |          |
| 2021                 | DSL Phillies-W | .317        | 33        | 82         | 11        | 26        | 6        | 3        | 1        | 17        | 0        | 1        | 1        | 17        | 19        | 3        | 1        | .436        | .500        | .936        | 2        |
| 2022                 | DSL Phillies-R | .214        | 23        | 70         | 10        | 15        | 3        | 1        | 1        | 4         | 0        | 0        | 2        | 11        | 27        | 3        | 2        | .337        | .329        | .666        | 0        |
| <b>Minors Totals</b> |                | <b>.270</b> | <b>56</b> | <b>152</b> | <b>21</b> | <b>41</b> | <b>9</b> | <b>4</b> | <b>2</b> | <b>21</b> | <b>0</b> | <b>1</b> | <b>3</b> | <b>28</b> | <b>46</b> | <b>6</b> | <b>3</b> | <b>.391</b> | <b>.421</b> | <b>.812</b> | <b>2</b> |

**AVILA, LUIS RAFAEL...** RHP... **B-T:** R-R... **HT:** 6-1; **WT:** 170... **BORN:** May 26, 2003, Tumero, VZ... **RESIDES:** Tumero... **HOW OBTAINED:** Signed by Phillies as an amateur free agent, 2/23/23... **SIGNED BY:** Carlos Salas and William Mota.

**AZUAJE, ALEXEIS GERUÁN...** INF... **B-T:** R-R... **HT:** 5-8; **WT:** 183... **BORN:** April 24, 2002, Ocumare, VZ... **RESIDES:** San Francisco de Yare, VZ... **HOW OBTAINED:** Signed by Phillies as an amateur free agent, 7/2/18... **SIGNED BY:** Rafael Álvarez and Ebert Velásquez.

**2022:** Appeared in 38 games for Clearwater (A)... Led team with a .285 AVG (min. 150 PA)... Was on the IL (left hamstring strain), 5/23-8/4, which included a rehab assignment with Florida Complex League Phillies (R)... Was on the IL (right wrist contusion), 8/22-end of the season... Combined for a .310 AVG (39-126) against RHP... **2021:** Spent season with the FCL Phillies, posting the highest OPS (1.376) on the team (min. 50 PA)... Tied for the most HR (5) on the team... Averaged 1 SO every 11.20 PA... Defensively, made starts at 2nd base (4), 3rd base (2) and SS (7)... Participated in Florida Instructional League... **2020:** Did not play... **2019:** Made his professional debut with Dominican Summer League Phillies Red (R)... Defensively, made starts at 2nd base (26), 3rd base (2) and SS (17)... Participated in FIL.

| YEAR                 | CLUB           | AVG         | G          | AB         | R         | H          | 2B        | 3B       | HR        | RBI       | SH       | SF       | HP        | BB        | SO        | SB        | CS       | OBP         | SLG         | OPS         | E         |
|----------------------|----------------|-------------|------------|------------|-----------|------------|-----------|----------|-----------|-----------|----------|----------|-----------|-----------|-----------|-----------|----------|-------------|-------------|-------------|-----------|
| 2019                 | DSL Phillies-R | .281        | 49         | 185        | 41        | 52         | 14        | 3        | 5         | 19        | 0        | 3        | 6         | 4         | 41        | 13        | 3        | .313        | .470        | .783        | 12        |
| 2020                 | Did not play   |             |            |            |           |            |           |          |           |           |          |          |           |           |           |           |          |             |             |             |           |
| 2021                 | FCL Phillies   | .400        | 19         | 45         | 17        | 18         | 6         | 0        | 5         | 16        | 1        | 0        | 6         | 4         | 5         | 4         | 0        | .509        | .867        | 1.376       | 3         |
| 2022                 | Clearwater     | .285        | 38         | 137        | 23        | 39         | 8         | 1        | 1         | 8         | 1        | 0        | 9         | 6         | 43        | 15        | 4        | .355        | .380        | .735        | 6         |
|                      | FCL Phillies   | .176        | 5          | 17         | 1         | 3          | 1         | 0        | 0         | 1         | 0        | 0        | 0         | 0         | 5         | 1         | 1        | .176        | .235        | .411        | 1         |
| <b>Minors Totals</b> |                | <b>.292</b> | <b>111</b> | <b>384</b> | <b>82</b> | <b>112</b> | <b>29</b> | <b>4</b> | <b>11</b> | <b>44</b> | <b>2</b> | <b>3</b> | <b>21</b> | <b>14</b> | <b>94</b> | <b>33</b> | <b>8</b> | <b>.348</b> | <b>.474</b> | <b>.822</b> | <b>22</b> |

**BARBER, ALBERTUS...** RHP... B-T: R-R... HT: 6-0; WT: 190... **BORN:** February 18, 1996, Kent, WA... **RESIDES:** Kent... **HOW OBTAINED:** Signed by Phillies as a non-drafted free agent, 6/11/19... **SIGNED BY:** Zach Friedman... **EDUCATION:** 2018 graduate of Oklahoma Baptist University; also attended University of Central Missouri and Northeastern Oklahoma A&M College... 2014 graduate of Bixby HS (OK).

**2022:** Was on IL (right elbow surgery), beginning of season-6/24, which included a rehab assignment with Florida Complex League Phillies (R)... Pitched in 16 games for Jersey Shore (A) before being promoted to Reading (AA), 9/7... Posted a 0.98 ERA (2 ER, 18.1 IP) with Jersey Shore... Combined, struck out 29.5% (36-122) of batters faced... **2021:** Missed entire season (right elbow surgery)... **2020:** Did not pitch... **2019:** Made his professional debut with Gulf Coast League Phillies East (R)... Debuted with Williamsport (A), 7/5... Finished season with Lakewood (A)... Ended year with a 16.2-inning scoreless streak that spanned 14 games (beginning 7/8).

| YEAR                 | CLUB                    | W-L        | ERA         | G         | GS       | CG       | SHO      | SV       | IP          | H         | R         | ER        | HR       | HB       | BB        | SO        | WP       | BK       | AVG         |
|----------------------|-------------------------|------------|-------------|-----------|----------|----------|----------|----------|-------------|-----------|-----------|-----------|----------|----------|-----------|-----------|----------|----------|-------------|
| 2019                 | GCL Phillies-E          | 0-0        | 3.00        | 2         | 0        | 0        | 0        | 0        | 3.0         | 2         | 1         | 1         | 0        | 0        | 2         | 4         | 0        | 0        | .182        |
|                      | Williamsport            | 0-0        | 1.69        | 4         | 0        | 0        | 0        | 1        | 5.1         | 5         | 1         | 1         | 0        | 0        | 1         | 9         | 1        | 0        | .250        |
|                      | Lakewood                | 4-0        | 0.00        | 11        | 0        | 0        | 0        | 0        | 12.1        | 9         | 0         | 0         | 0        | 0        | 2         | 10        | 0        | 0        | .220        |
| 2020                 | Did not pitch           |            |             |           |          |          |          |          |             |           |           |           |          |          |           |           |          |          |             |
| 2021                 | Injured - Did not pitch |            |             |           |          |          |          |          |             |           |           |           |          |          |           |           |          |          |             |
| 2022                 | FCL Phillies            | 0-1        | 9.64        | 5         | 0        | 0        | 0        | 0        | 4.2         | 5         | 6         | 5         | 1        | 1        | 3         | 8         | 1        | 0        | .238        |
|                      | Jersey Shore            | 1-0        | 0.98        | 16        | 0        | 0        | 0        | 0        | 18.1        | 9         | 3         | 2         | 1        | 3        | 7         | 22        | 2        | 0        | .143        |
|                      | Reading                 | 0-0        | 20.25       | 3         | 0        | 0        | 0        | 0        | 4.0         | 9         | 9         | 9         | 2        | 0        | 3         | 6         | 1        | 0        | .450        |
| <b>Minors Totals</b> |                         | <b>5-1</b> | <b>3.40</b> | <b>41</b> | <b>0</b> | <b>0</b> | <b>0</b> | <b>1</b> | <b>47.2</b> | <b>39</b> | <b>20</b> | <b>18</b> | <b>4</b> | <b>4</b> | <b>18</b> | <b>59</b> | <b>5</b> | <b>0</b> | <b>.222</b> |

**BARRIA, ERICK JAVIER...** INF... B-T: R-R... HT: 5-11; WT: 155... **BORN:** January 31, 2003, David, Panama... **RESIDES:** David... **HOW OBTAINED:** Signed by Phillies as an amateur free agent, 2/7/20... **SIGNED BY:** Jesús Méndez and Abdiel Ramos.

**2022:** Spent season with Dominican Summer League Phillies White (R)... Defensively, made starts at every infield position... **2021:** Began professional career with DSL Phillies White... Did not commit an error in 46 total chances (7 at 2nd base and 39 at SS)... **2020:** Did not play.

| YEAR                 | CLUB           | AVG         | G         | AB        | R         | H         | 2B       | 3B       | HR       | RBI      | SH       | SF       | HP       | BB        | SO        | SB       | CS       | OBP         | SLG         | OPS         | E        |
|----------------------|----------------|-------------|-----------|-----------|-----------|-----------|----------|----------|----------|----------|----------|----------|----------|-----------|-----------|----------|----------|-------------|-------------|-------------|----------|
| 2020                 | Did not play   |             |           |           |           |           |          |          |          |          |          |          |          |           |           |          |          |             |             |             |          |
| 2021                 | DSL Phillies-W | .216        | 17        | 37        | 7         | 8         | 2        | 0        | 0        | 2        | 1        | 1        | 9        | 12        | 2         | 1        | 1        | .375        | .270        | .645        | 0        |
| 2022                 | DSL Phillies-W | .260        | 29        | 50        | 10        | 13        | 1        | 0        | 0        | 7        | 0        | 2        | 2        | 8         | 12        | 4        | 1        | .371        | .280        | .651        | 3        |
| <b>Minors Totals</b> |                | <b>.241</b> | <b>46</b> | <b>87</b> | <b>17</b> | <b>21</b> | <b>3</b> | <b>0</b> | <b>0</b> | <b>9</b> | <b>1</b> | <b>3</b> | <b>3</b> | <b>17</b> | <b>24</b> | <b>6</b> | <b>2</b> | <b>.373</b> | <b>.276</b> | <b>.649</b> | <b>3</b> |

**BATA, ELIECER EDUARDO...** RHP... B-T: R-R... HT: 6-3; WT: 190... **BORN:** March 20, 2004, Achaguas, VZ... **RESIDES:** San Carlos, VZ... **HOW OBTAINED:** Signed by Phillies as an amateur free agent, 12/6/21... **SIGNED BY:** Rafael Álvarez and Jonatan Hernández.

**2022:** Began professional career with Dominican Summer League Phillies White (R)... Made his pro debut, 6/10 at DSL Rangers... Posted a 5.83 SO/BB ratio (35 SO, 6 BB).

| YEAR | CLUB           | W-L | ERA  | G  | GS | CG | SHO | SV | IP   | H  | R  | ER | HR | HB | BB | SO | WP | BK | AVG  |
|------|----------------|-----|------|----|----|----|-----|----|------|----|----|----|----|----|----|----|----|----|------|
| 2022 | DSL Phillies-W | 1-2 | 3.95 | 10 | 10 | 0  | 0   | 0  | 41.0 | 44 | 25 | 18 | 6  | 1  | 6  | 35 | 4  | 0  | .265 |

**BAYLOR, JAMARI ELLIS...** INF... B-T: R-R... HT: 5-11; WT: 200... **BORN:** August 25, 2000, Richmond, VA... **RESIDES:** Sanford, FL... **HOW OBTAINED:** Selected by Phillies in 3rd round of 2019 MLB Draft... **SIGNED BY:** Kellan McKeon... **EDUCATION:** 2019 graduate of Benedictine College Preparatory School (VA).

**2022:** Spent entire season with Clearwater (A)... Finished 1st on the team in walks and 2nd in OBP (min. 275 PA)... Posted a .452 OBP in 18 August games (62 PA)... **2021:** Began season with Florida Complex League Phillies (R), reaching base safely in each of his first 11 games (.462 OBP), 6/28-7/16... Was placed on the COVID-related IL, 7/24, and did not return to action until mid-August... Slugged 2 HR, 8/13 at FCL Blue Jays... Promoted to Clearwater, 9/2... Did not commit an error in 75 total chances at 2nd base... Also played SS... Participated in Florida Instructional League... **2020:** Participated in FIL... **2019:** Made his professional debut with Gulf Coast League Phillies West (R).

| YEAR                 | CLUB           | AVG         | G          | AB         | R         | H         | 2B        | 3B       | HR        | RBI       | SH       | SF       | HP        | BB        | SO         | SB        | CS        | OBP         | SLG         | OPS         | E         |
|----------------------|----------------|-------------|------------|------------|-----------|-----------|-----------|----------|-----------|-----------|----------|----------|-----------|-----------|------------|-----------|-----------|-------------|-------------|-------------|-----------|
| 2019                 | GCL Phillies-W | .273        | 4          | 11         | 4         | 3         | 2         | 0        | 0         | 0         | 0        | 0        | 0         | 1         | 2          | 0         | 0         | .333        | .455        | .788        | 0         |
| 2020                 | Did not play   |             |            |            |           |           |           |          |           |           |          |          |           |           |            |           |           |             |             |             |           |
| 2021                 | FCL Phillies   | .303        | 25         | 89         | 24        | 27        | 8         | 1        | 5         | 16        | 0        | 0        | 3         | 18        | 33         | 11        | 5         | .436        | .584        | 1.021       | 7         |
|                      | Clearwater     | .214        | 15         | 56         | 5         | 12        | 1         | 0        | 0         | 5         | 0        | 0        | 2         | 1         | 27         | 1         | 0         | .254        | .232        | .486        | 2         |
| 2022                 | Clearwater     | .178        | 89         | 241        | 41        | 43        | 11        | 2        | 6         | 28        | 0        | 0        | 13        | 52        | 100        | 22        | 9         | .353        | .315        | .668        | 17        |
| <b>Minors Totals</b> |                | <b>.214</b> | <b>133</b> | <b>397</b> | <b>74</b> | <b>85</b> | <b>22</b> | <b>3</b> | <b>11</b> | <b>49</b> | <b>0</b> | <b>0</b> | <b>18</b> | <b>72</b> | <b>162</b> | <b>34</b> | <b>14</b> | <b>.359</b> | <b>.368</b> | <b>.727</b> | <b>26</b> |

**BELTRAN, NOLAN ANDRÉS...** SS... B-T: L-R... HT: 6-0; WT: 160... **BORN:** January 24, 2005, Barranquilla, Colombia... **RESIDES:** Cartagena, Colombia... **HOW OBTAINED:** Signed by Phillies as an amateur free agent, 1/15/22... **SIGNED BY:** Carlos Salas.

**2022:** Began professional career with Dominican Summer League Phillies White (R)... Ranked 7th on team in OBP (min. 75 PA).

| YEAR | CLUB           | AVG  | G  | AB  | R  | H  | 2B | 3B | HR | RBI | SH | SF | HP | BB | SO | SB | CS | OBP  | SLG  | OPS  | E  |
|------|----------------|------|----|-----|----|----|----|----|----|-----|----|----|----|----|----|----|----|------|------|------|----|
| 2022 | DSL Phillies-W | .226 | 51 | 146 | 24 | 33 | 7  | 0  | 0  | 17  | 3  | 2  | 3  | 31 | 18 | 5  | 3  | .372 | .274 | .646 | 17 |



**BERGOLLA, WILLIAM ALEJANDRO**... SS... **B-T:** L-R... **HT:** 5-11; **WT:** 165... **BORN:** October 20, 2004, Valencia, VZ... **RESIDES:** Valencia... **HOW OBTAINED:** Signed by Phillies as an amateur free agent, 1/15/22... **SIGNED BY:** Rafael Álvarez and William Mota.

**2022:** Began professional career with Dominican Summer League Phillies White (R)... Made his pro debut, 7/21 vs DSL Tigers... Led team in AVG and OBP (min. 75 PA)... Reached base safely in 20 of 24 games... Defensively, made starts at 2nd base (8) and SS (13).

| YEAR | CLUB           | AVG  | G  | AB | R  | H  | 2B | 3B | HR | RBI | SH | SF | HP | BB | SO | SB | CS | OBP  | SLG  | OPS  | E |
|------|----------------|------|----|----|----|----|----|----|----|-----|----|----|----|----|----|----|----|------|------|------|---|
| 2022 | DSL Phillies-W | .380 | 24 | 71 | 18 | 27 | 3  | 0  | 0  | 14  | 0  | 0  | 1  | 11 | 3  | 2  | 3  | .470 | .423 | .893 | 4 |

**BETANCOURT, CARLOS EDUARDO**... RHP... **B-T:** R-R... **HT:** 6-0; **WT:** 210... **BORN:** March 27, 2001, Cumana, VZ... **RESIDES:** Cumana... **HOW OBTAINED:** Signed by Phillies as an amateur free agent, 7/2/17... **SIGNED BY:** Ebert Velásquez.

**2022:** Spent season with Clearwater (A)... Held batters to a .183 AVG with RISP (11-60)... Posted a 1.64 ERA (2 ER, 11 IP) in 6 June games... **2021:** Appeared in 3 games with Florida Complex League Phillies (R)... Participated in Florida Instructional League... **2020:** Pitched for Zulia in the Venezuelan Winter League... **2019:** Spent entire season with Gulf Coast League Phillies East (R)... Held LHH to a .182 AVG (8-44) and .405 OPS... Participated in FL... **2018:** Made professional debut with Dominican Summer League Phillies White (R)... **2017:** Participated in FIL.

| YEAR                 | CLUB           | W-L        | ERA         | G         | GS        | CG       | SHO      | SV       | IP          | H         | R         | ER        | HR       | HB       | BB        | SO        | WP        | BK       | AVG         |  |
|----------------------|----------------|------------|-------------|-----------|-----------|----------|----------|----------|-------------|-----------|-----------|-----------|----------|----------|-----------|-----------|-----------|----------|-------------|--|
| 2018                 | DSL Phillies-W | 0-2        | 4.50        | 4         | 4         | 0        | 0        | 0        | 14.0        | 16        | 9         | 7         | 0        | 1        | 10        | 8         | 4         | 0        | .302        |  |
| 2019                 | GCL Phillies-E | 0-3        | 4.06        | 10        | 9         | 0        | 0        | 0        | 31.0        | 29        | 18        | 14        | 2        | 3        | 14        | 32        | 4         | 0        | .236        |  |
| 2020                 | Did not pitch  |            |             |           |           |          |          |          |             |           |           |           |          |          |           |           |           |          |             |  |
| 2021                 | FCL Phillies   | 0-0        | 6.00        | 3         | 0         | 0        | 0        | 0        | 3.0         | 2         | 2         | 2         | 0        | 1        | 2         | 3         | 1         | 0        | .222        |  |
| 2022                 | Clearwater     | 4-1        | 2.78        | 26        | 1         | 0        | 0        | 2        | 45.1        | 40        | 16        | 14        | 2        | 4        | 16        | 51        | 6         | 1        | .238        |  |
| <b>Minors Totals</b> |                | <b>4-6</b> | <b>3.57</b> | <b>43</b> | <b>14</b> | <b>0</b> | <b>0</b> | <b>2</b> | <b>93.1</b> | <b>87</b> | <b>45</b> | <b>37</b> | <b>4</b> | <b>9</b> | <b>42</b> | <b>94</b> | <b>15</b> | <b>1</b> | <b>.246</b> |  |

**BINNS, MALIK DAVID LLOYD**... RHP... **B-T:** R-R... **HT:** 6-7; **WT:** 250... **BORN:** January 5, 1999, Chicago, IL... **RESIDES:** Chandler, AZ... **HOW OBTAINED:** Selected by Phillies in 18th round of 2021 MLB Draft... **SIGNED BY:** Hilton Richardson... **EDUCATION:** Attended Benedictine University Mesa (AZ) and Waubensee Community College (IL)... 2017 graduate of Bolingbrook HS (IL)... **MISC:** In 2021 with Benedictine, struck out 55 in 55.0 innings over 15 games (10 starts).

**2022:** Began season with Clearwater (A)... Transferred to Florida Complex League Phillies (R) on 6/17 where he finished the season... Combined, held LHH to a .194 AVG (6-31)... Recorded a 0.84 ERA in his first 6 games (1 ER, 10.2 IP)... **2021:** Made professional debut with FCL Phillies... Participated in Florida Instructional League.

| YEAR                 | CLUB         | W-L        | ERA         | G         | GS       | CG       | SHO      | SV       | IP          | H         | R         | ER        | HR       | HB       | BB        | SO        | WP        | BK       | AVG         |
|----------------------|--------------|------------|-------------|-----------|----------|----------|----------|----------|-------------|-----------|-----------|-----------|----------|----------|-----------|-----------|-----------|----------|-------------|
| 2021                 | FCL Phillies | 0-0        | 0.00        | 2         | 2        | 0        | 0        | 0        | 3.0         | 1         | 0         | 0         | 0        | 0        | 1         | 1         | 0         | 0        | .111        |
| 2022                 | Clearwater   | 6-0        | 5.01        | 17        | 0        | 0        | 0        | 0        | 23.1        | 8         | 13        | 13        | 0        | 4        | 25        | 32        | 9         | 0        | .113        |
|                      | FCL Phillies | 0-2        | 6.94        | 10        | 0        | 0        | 0        | 0        | 11.2        | 16        | 14        | 9         | 0        | 3        | 15        | 13        | 7         | 0        | .372        |
| <b>Minors Totals</b> |              | <b>6-2</b> | <b>5.21</b> | <b>29</b> | <b>2</b> | <b>0</b> | <b>0</b> | <b>0</b> | <b>38.0</b> | <b>25</b> | <b>27</b> | <b>22</b> | <b>0</b> | <b>7</b> | <b>41</b> | <b>46</b> | <b>16</b> | <b>0</b> | <b>.203</b> |

**BLANCO, WILMER RAFAEL**... RHP... **B-T:** R-R... **HT:** 6-3; **WT:** 170... **BORN:** February 21, 2004, Maracay, VZ... **RESIDES:** Turmero, VZ... **HOW OBTAINED:** Signed by Phillies as an amateur free agent, 12/14/21... **SIGNED BY:** Rafael Álvarez and William Mota.

**2022:** Began professional career with Dominican Summer League Phillies White (R)... Made his pro debut, 6/9 vs DSL Brewers.

| YEAR | CLUB           | W-L | ERA  | G  | GS | CG | SHO | SV | IP   | H  | R  | ER | HR | HB | BB | SO | WP | BK | AVG  |
|------|----------------|-----|------|----|----|----|-----|----|------|----|----|----|----|----|----|----|----|----|------|
| 2022 | DSL Phillies-W | 0-3 | 5.70 | 11 | 6  | 0  | 0   | 0  | 23.2 | 25 | 18 | 15 | 1  | 2  | 18 | 25 | 13 | 0  | .272 |

**BORTKA, JOSHUA ANDREW (Josh)**... RHP... **B-T:** R-R... **HT:** 6-5; **WT:** 225... **BORN:** July 12, 1999, Kansas City, MO... **RESIDES:** Kansas City... **HOW OBTAINED:** Selected by Phillies in 16th round of 2022 MLB Draft... **SIGNED BY:** Justin Munson... **EDUCATION:** Attended University of Central Missouri... 2018 graduate of Turner HS (KS).

**2022:** Began professional career with Florida Complex League Phillies (R)... Made his pro debut, 8/20 at FCL Tigers... Finished season with 3 appearances for Clearwater (A)... Did not allow a run in his first 4 career games (4.0 IP)... Participated in Florida Instructional League.

| YEAR                 | CLUB         | W-L        | ERA         | G        | GS       | CG       | SHO      | SV       | IP         | H        | R        | ER       | HR       | HB       | BB       | SO       | WP       | BK       | AVG         |
|----------------------|--------------|------------|-------------|----------|----------|----------|----------|----------|------------|----------|----------|----------|----------|----------|----------|----------|----------|----------|-------------|
| 2022                 | FCL Phillies | 1-0        | 0.00        | 2        | 0        | 0        | 0        | 0        | 2.0        | 2        | 0        | 0        | 0        | 0        | 1        | 1        | 1        | 0        | .250        |
|                      | Clearwater   | 0-0        | 3.00        | 3        | 0        | 0        | 0        | 0        | 3.0        | 4        | 1        | 1        | 0        | 1        | 2        | 6        | 0        | 0        | .308        |
| <b>Minors Totals</b> |              | <b>1-0</b> | <b>1.80</b> | <b>5</b> | <b>0</b> | <b>0</b> | <b>0</b> | <b>0</b> | <b>5.0</b> | <b>6</b> | <b>1</b> | <b>1</b> | <b>0</b> | <b>1</b> | <b>3</b> | <b>7</b> | <b>1</b> | <b>0</b> | <b>.286</b> |

**BOYD, EMAARION KENZYUS... OF... B-T:** R-R... **HT:** 6-1; **WT:** 177... **BORN:** August 22, 2003, Batesville, MS... **RESIDES:** Batesville... **HOW OBTAINED:** Selected by Phillies in 11th round of 2022 MLB Draft... **SIGNED BY:** Mike Stauffer... **EDUCATION:** 2022 graduate of South Panola HS (MS).

**2022:** Began professional career with Florida Complex League Phillies (R)... Made pro debut 8/11 vs FCL Yankees... Finished season with Clearwater (A)... Hit safely in 8 of 11 games... Posted a .500 AVG (6-12) against RHP... Participated in Florida Instructional League.

| YEAR                 | CLUB         | AVG         | G         | AB        | R        | H         | 2B       | 3B       | HR       | RBI      | SH       | SF       | HP       | BB       | SO       | SB       | CS       | OBP         | SLG         | OPS         | E        |
|----------------------|--------------|-------------|-----------|-----------|----------|-----------|----------|----------|----------|----------|----------|----------|----------|----------|----------|----------|----------|-------------|-------------|-------------|----------|
| 2022                 | FCL Phillies | .345        | 9         | 29        | 6        | 10        | 1        | 0        | 0        | 2        | 0        | 0        | 2        | 5        | 5        | 7        | 2        | .472        | .379        | .851        | 0        |
|                      | Clearwater   | .429        | 2         | 7         | 1        | 3         | 0        | 0        | 0        | 0        | 0        | 0        | 1        | 0        | 0        | 1        | 0        | .500        | .429        | .929        | 0        |
| <b>Minors Totals</b> |              | <b>.361</b> | <b>11</b> | <b>36</b> | <b>7</b> | <b>13</b> | <b>1</b> | <b>0</b> | <b>0</b> | <b>2</b> | <b>0</b> | <b>0</b> | <b>3</b> | <b>5</b> | <b>5</b> | <b>8</b> | <b>2</b> | <b>.477</b> | <b>.389</b> | <b>.866</b> | <b>0</b> |

**BRITO, ERICK LEONARDO... INF/OF... B-T:** R-R... **HT:** 5-10; **WT:** 195... **BORN:** May 25, 2002, Ciudad Guayana, VZ... **RESIDES:** Ciudad Guayana... **HOW OBTAINED:** Signed by Phillies as an amateur free agent, 11/29/18... **SIGNED BY:** Rafael Álvarez and Ebert Velásquez.

**2022:** Spent season with Clearwater (A)... Recorded a .360 OBP in 21 August games (79 PA)... Following the season, was rated as the best defensive infielder in the Phillies minor league system by *Baseball America*... **2021:** Named an Organization All-Star by MiLB.com... Spent entire season with Dominican Summer League Phillies White (R)... Finished 3rd in the DSL in OBP (.470), T-8th in walks (40) and 9th in AVG (.327)... His 20 steals were T-2nd among all Phillies minor league players... Led all short-season Phillies hitters in several offensive categories (min. 125 PA), including AVG, OPS, walks and steals... Had 40 walks to 28 strikeouts... **2020:** Did not play... **2019:** Began professional career with DSL Phillies White... Defensively, made appearances at 2nd base, 3rd base, SS and LF.

| YEAR                 | CLUB           | AVG         | G          | AB         | R         | H          | 2B        | 3B       | HR       | RBI       | SH        | SF       | HP        | BB        | SO        | SB        | CS        | OBP         | SLG         | OPS         | E         |
|----------------------|----------------|-------------|------------|------------|-----------|------------|-----------|----------|----------|-----------|-----------|----------|-----------|-----------|-----------|-----------|-----------|-------------|-------------|-------------|-----------|
| 2019                 | DSL Phillies-W | .269        | 21         | 52         | 7         | 14         | 3         | 0        | 0        | 5         | 1         | 1        | 3         | 15        | 9         | 1         | 4         | .451        | .327        | .778        | 4         |
| 2020                 | Did not play   |             |            |            |           |            |           |          |          |           |           |          |           |           |           |           |           |             |             |             |           |
| 2021                 | DSL Phillies-W | .327        | 54         | 153        | 29        | 50         | 4         | 1        | 0        | 21        | 2         | 3        | 4         | 40        | 28        | 20        | 6         | .470        | .366        | .836        | 7         |
| 2022                 | Clearwater     | .228        | 97         | 289        | 28        | 66         | 10        | 4        | 1        | 21        | 8         | 0        | 3         | 27        | 56        | 15        | 6         | .301        | .301        | .602        | 12        |
| <b>Minors Totals</b> |                | <b>.263</b> | <b>172</b> | <b>494</b> | <b>64</b> | <b>130</b> | <b>17</b> | <b>5</b> | <b>1</b> | <b>47</b> | <b>11</b> | <b>4</b> | <b>10</b> | <b>82</b> | <b>93</b> | <b>36</b> | <b>16</b> | <b>.376</b> | <b>.324</b> | <b>.700</b> | <b>23</b> |

**BROWN, LADSON BLAKE (Blake)... RHP... B-T:** R-R... **HT:** 6-0; **WT:** 190... **BORN:** August 18, 1998, Dallas, NC... **RESIDES:** Dallas... **HOW OBTAINED:** Signed by Phillies as a non-drafted free agent, 6/18/20... **SIGNED BY:** Kellan McKeon... **EDUCATION:** 2020 graduate of University of North Carolina-Asheville... 2016 graduate of North Gaston HS (NC)... **MISC:** During a shortened 2020 collegiate season, posted a 1.89 ERA with 26 strikeouts in 4 starts.

**2022:** Missed the entire season (left Achilles injury)... **2021:** Spent almost entire first professional season with Jersey Shore (A)... Selected as a High-A East All-Star and ranked T-3rd in the league in saves (8)... Made his pro debut, 5/5 vs Hudson Valley... His final appearance was with Reading (AA) on 9/18... Overall, converted each of his 8 save opportunities, held opponents to a .155 AVG (22-142) and averaged 12.95 SO/9.0 IP (59 SO/41.0 IP)... Participated in Florida Instructional League... **2020:** Participated in FIL.

| YEAR                 | CLUB                    | W-L        | ERA         | G         | GS       | CG       | SHO      | SV       | IP          | H         | R         | ER        | HR       | HB       | BB        | SO        | WP       | BK       | AVG         |
|----------------------|-------------------------|------------|-------------|-----------|----------|----------|----------|----------|-------------|-----------|-----------|-----------|----------|----------|-----------|-----------|----------|----------|-------------|
| 2020                 | Did not pitch           |            |             |           |          |          |          |          |             |           |           |           |          |          |           |           |          |          |             |
| 2021                 | Jersey Shore            | 2-1        | 3.15        | 33        | 0        | 0        | 0        | 8        | 40.0        | 22        | 16        | 14        | 2        | 4        | 34        | 58        | 6        | 0        | .158        |
|                      | Reading                 | 0-0        | 0.00        | 1         | 0        | 0        | 0        | 0        | 1.0         | 0         | 0         | 0         | 0        | 0        | 2         | 1         | 1        | 0        | .000        |
| 2022                 | Injured - Did not pitch |            |             |           |          |          |          |          |             |           |           |           |          |          |           |           |          |          |             |
| <b>Minors Totals</b> |                         | <b>2-1</b> | <b>3.07</b> | <b>34</b> | <b>0</b> | <b>0</b> | <b>0</b> | <b>8</b> | <b>41.0</b> | <b>22</b> | <b>16</b> | <b>14</b> | <b>2</b> | <b>4</b> | <b>36</b> | <b>59</b> | <b>7</b> | <b>0</b> | <b>.155</b> |

**BURKE, CHRISTOPHER JAMES (Chris)... C... B-T:** L-R... **HT:** 5-11; **WT:** 190... **BORN:** August 16, 2001, Melbourne, Australia... **RESIDES:** Melbourne... **HOW OBTAINED:** Signed by Phillies as an amateur free agent, 7/22/19... **SIGNED BY:** Howard Norsetter.

**2022:** Played in 16 games for Clearwater (A)... Defensively, made 13 starts in LF, where he posted a perfect 1.000 fielding percentage (28 chances)... **2021:** Began and finished season with Clearwater, separated by a stint with Florida Complex League Phillies (R)... Posted a .341 OBP in 27 combined games (82 PA)... Threw out 8 of 33 attempted base stealers (24.2%) in 22 games (17 starts) at catcher... Participated in Florida Instructional League... **2020:** Played for Melbourne in the Australian Baseball League... **2019:** Played for Melbourne in the ABL.

| YEAR                 | CLUB         | AVG         | G         | AB         | R         | H         | 2B       | 3B       | HR       | RBI      | SH       | SF       | HP       | BB        | SO        | SB       | CS       | OBP         | SLG         | OPS         | E        |
|----------------------|--------------|-------------|-----------|------------|-----------|-----------|----------|----------|----------|----------|----------|----------|----------|-----------|-----------|----------|----------|-------------|-------------|-------------|----------|
| 2020                 | Did not play |             |           |            |           |           |          |          |          |          |          |          |          |           |           |          |          |             |             |             |          |
| 2021                 | Clearwater   | .217        | 14        | 46         | 7         | 10        | 4        | 0        | 0        | 4        | 0        | 0        | 0        | 5         | 16        | 2        | 1        | .294        | .304        | .598        | 2        |
|                      | FCL Phillies | .357        | 13        | 28         | 3         | 10        | 1        | 0        | 0        | 1        | 0        | 0        | 0        | 3         | 5         | 4        | 1        | .419        | .393        | .812        | 3        |
| 2022                 | Clearwater   | .073        | 16        | 41         | 4         | 3         | 1        | 0        | 0        | 0        | 1        | 0        | 1        | 6         | 17        | 1        | 0        | .208        | .098        | .306        | 0        |
| <b>Minors Totals</b> |              | <b>.200</b> | <b>43</b> | <b>115</b> | <b>14</b> | <b>23</b> | <b>6</b> | <b>0</b> | <b>0</b> | <b>5</b> | <b>1</b> | <b>0</b> | <b>1</b> | <b>14</b> | <b>38</b> | <b>7</b> | <b>2</b> | <b>.292</b> | <b>.252</b> | <b>.544</b> | <b>5</b> |

**CABA, JESÚS STARLYN... INF... B-T:** S-R... **HT:** 5-10; **WT:** 175... **BORN:** December 6, 2005, Bonaó, DR... **RESIDES:** Bonaó... **HOW OBTAINED:** Signed by Phillies as an amateur free agent, 1/15/23... **SIGNED BY:** Luis García.

SCOUTING & PLAYER DEV.

**CABRERA, JEAN CARLOS EDUARDO**... RHP... B-T: R-R... HT: 6-1; WT: 160... BORN: October 20, 2001, Maracay, VZ... RESIDES: Maracay... HOW OBTAINED: Signed by Phillies as an amateur free agent, 7/2/19... SIGNED BY: Rafael Álvarez and William Mota.

2022: Spent season with Clearwater (A)... Struck out 23.9% (51-213) of batters faced... 2021: Was the recipient of the Paul Owens Award, given to the best pitcher in the Phillies minor league system; was the first 19-year-old pitcher to win the award since RHP Carlos Carrasco in 2006... Spent first professional season with Dominican Summer League Phillies White (R)... Made his pro debut, 7/12 vs DSL Rangers-2... Finished with the following rankings among qualifying DSL pitchers: 6th in ERA (1.54) & WHIP (0.84), 9th in OPP AVG (.185) and T-10th in starts (13)... Surrendered just 1 HR and struck out 61 of the 196 batters he faced... Had a 6.10 SO/BB ratio (61 SO/10 BB)... Tossed 24.0 consecutive innings without allowing an ER from 7/23-9/21... 2020: Did not pitch.

| YEAR                 | CLUB           | W-L        | ERA         | G         | GS        | CG       | SHO      | SV       | IP          | H         | R         | ER        | HR       | HB       | BB        | SO         | WP        | BK       | AVG         |
|----------------------|----------------|------------|-------------|-----------|-----------|----------|----------|----------|-------------|-----------|-----------|-----------|----------|----------|-----------|------------|-----------|----------|-------------|
| 2020                 | Did not pitch  |            |             |           |           |          |          |          |             |           |           |           |          |          |           |            |           |          |             |
| 2021                 | DSL Phillies-W | 3-2        | 1.54        | 13        | 13        | 0        | 0        | 0        | 52.2        | 34        | 13        | 9         | 1        | 1        | 10        | 61         | 7         | 1        | .185        |
| 2022                 | Clearwater     | 2-4        | 5.24        | 12        | 12        | 0        | 0        | 0        | 46.1        | 54        | 28        | 27        | 8        | 1        | 28        | 51         | 6         | 0        | .295        |
| <b>Minors Totals</b> |                | <b>5-6</b> | <b>3.27</b> | <b>25</b> | <b>25</b> | <b>0</b> | <b>0</b> | <b>0</b> | <b>99.0</b> | <b>88</b> | <b>41</b> | <b>36</b> | <b>9</b> | <b>2</b> | <b>38</b> | <b>112</b> | <b>13</b> | <b>1</b> | <b>.240</b> |

**CALDERON, JAEDEN JEFFERSON**... OF... B-T: R-R... HT: 6-2; WT: 185... BORN: September 17, 2005, Miramar, FL... RESIDES: Miramar... HOW OBTAINED: Signed by Phillies as a non-drafted free agent, 1/15/23... SIGNED BY: Victor Santana.

**CANNON, CAMERON CHARLES (Cam)**... INF... B-T: R-R... HT: 5-10; WT: 205... BORN: October 10, 1997, Glendale, AZ... RESIDES: Chandler, AZ... HOW OBTAINED: Selected by Phillies from BOS in minor league Rule 5 draft, 12/7/22... SIGNED BY: Vaughn Williams... EDUCATION: 2020 graduate of University of Arizona... 2016 graduate of Mountain Ridge HS (AZ)... MISC: Originally selected by BOS in 2nd round of 2019 MLB Draft; was previously selected by ARI in 21st round of 2016 MLB Draft, but did not sign.

2022: Spent majority of the season with Portland (AA)... Also played for Worcester (AAA) and in 4 rehab games for Florida Complex League Red Sox (R)... On IL, 5/12-7/8 with a right oblique strain... 2021: Ranked among BOS organization leaders in hits (3rd, 115), doubles (4th, 30) and XBH (9th, 41)... Began season with Greenville (A)... Named High-A East Player of the Week for 7/26-8/1... Hit .333 with an .854 OPS in 48 games with Greenville from 6/6-8/7 before being promoted to Portland on 8/10... 2020: Did not play... 2019: Began pro career with Lowell (A) and also played for Gulf Coast League Red Sox (R).

| YEAR                 | CLUB         | AVG         | G          | AB         | R         | H          | 2B        | 3B       | HR        | RBI       | SH       | SF       | HP        | BB        | SO         | SB        | CS       | OBP         | SLG         | OPS         | E         |
|----------------------|--------------|-------------|------------|------------|-----------|------------|-----------|----------|-----------|-----------|----------|----------|-----------|-----------|------------|-----------|----------|-------------|-------------|-------------|-----------|
| 2019                 | GCL Red Sox  | .111        | 3          | 9          | 0         | 1          | 0         | 0        | 0         | 0         | 0        | 0        | 1         | 0         | 5          | 0         | 0        | .200        | .111        | .311        | 2         |
|                      | Lowell       | .205        | 42         | 161        | 17        | 33         | 12        | 0        | 3         | 21        | 0        | 0        | 7         | 12        | 37         | 1         | 0        | .289        | .335        | .624        | 11        |
| 2020                 | Did not play |             |            |            |           |            |           |          |           |           |          |          |           |           |            |           |          |             |             |             |           |
| 2021                 | Greenville   | .302        | 74         | 311        | 46        | 94         | 24        | 0        | 8         | 39        | 0        | 1        | 7         | 17        | 34         | 9         | 4        | .351        | .457        | .808        | 8         |
|                      | Portland     | .223        | 24         | 94         | 15        | 21         | 6         | 0        | 3         | 14        | 0        | 0        | 5         | 18        | 0          | 2         | 2        | .263        | .383        | .646        | 6         |
| 2022                 | Portland     | .211        | 35         | 109        | 10        | 23         | 5         | 0        | 0         | 4         | 0        | 0        | 3         | 14        | 25         | 3         | 1        | .317        | .257        | .574        | 2         |
|                      | FCL Red Sox  | .231        | 4          | 13         | 3         | 3          | 1         | 0        | 0         | 1         | 0        | 0        | 1         | 1         | 0          | 0         | 0        | .286        | .308        | .594        | 0         |
|                      | Worcester    | .257        | 12         | 35         | 2         | 9          | 2         | 0        | 0         | 3         | 1        | 0        | 0         | 1         | 10         | 1         | 0        | .278        | .314        | .592        | 0         |
| <b>Minors Totals</b> |              | <b>.251</b> | <b>194</b> | <b>732</b> | <b>93</b> | <b>184</b> | <b>50</b> | <b>0</b> | <b>14</b> | <b>82</b> | <b>1</b> | <b>1</b> | <b>18</b> | <b>50</b> | <b>130</b> | <b>14</b> | <b>7</b> | <b>.315</b> | <b>.377</b> | <b>.692</b> | <b>29</b> |

**CARDOZA, VICTOR MANUEL**... OF... B-T: R-R... HT: 5-11; WT: 180... BORN: January 19, 2006, Puerto Cabello, VZ... RESIDES: Puerto Cabello... HOW OBTAINED: Signed by Phillies as an amateur free agent, 1/15/23... SIGNED BY: Jonatan Hernández.

**CARELA, LENY MANUEL**... INF... B-T: R-R... HT: 6-0; WT: 170... BORN: October 9, 2004, Santiago, DR... RESIDES: Santiago... HOW OBTAINED: Signed by Phillies as an amateur free agent, 1/15/22... SIGNED BY: Andrés Hiraldo and José Guzman.

2022: Began professional career with Dominican Summer League Phillies White (R)... Made his pro debut, 6/11 at DSL Phillies Red... Recorded a .455 OBP and .840 OPS in 11 August games (33 PA).

| YEAR | CLUB           | AVG  | G  | AB | R  | H  | 2B | 3B | HR | RBI | SH | SF | HP | BB | SO | SB | CS | OBP  | SLG  | OPS  | E |
|------|----------------|------|----|----|----|----|----|----|----|-----|----|----|----|----|----|----|----|------|------|------|---|
| 2022 | DSL Phillies-W | .260 | 38 | 96 | 12 | 25 | 3  | 0  | 0  | 10  | 1  | 2  | 0  | 19 | 18 | 10 | 4  | .376 | .292 | .668 | 6 |

**CARR, JARED MICHAEL**... OF... B-T: L-R... HT: 6-1; WT: 195... BORN: May 24, 1999, Martinsburg, WV... RESIDES: Martinsburg... HOW OBTAINED: Selected by Phillies in 13th round of 2021 MLB Draft... SIGNED BY: Timi Moni... EDUCATION: 2021 graduate of Shepherd University (WV)... 2017 graduate of St. James School (MD)... MISC: In his collegiate senior season, hit .375 with 12 doubles, 11 HR, 41 RBI, 38 runs, 25 stolen bases, .447 OBP and .727 SLG in 37 games and was named to the National Collegiate Baseball Writers Association First Team All-Atlantic Region and First Team All-Pennsylvania State Athletic Conference East... During his 4-year collegiate career, posted a .385/.454/.646 slash line in 127 games.

2022: Spent entire season with Jersey Shore (A)... Posted a .398 OBP and reached base safely in 17 of 21 July games (83 PA)... Made starts at every OF position... 2021: Began professional career with Clearwater (A)... With RISP, hit .421 (8-19), 2 2B, HR, 13 RBI, 5 BB, 3 SO and a 1.203 OPS... Reached base safely in 13 straight games (.420 OBP), 8/20-9/7... Started at each OF position... Participated in Florida Instructional League.

**CARR (continued)**

| YEAR                 | CLUB         | AVG         | G          | AB         | R         | H          | 2B        | 3B       | HR       | RBI       | SH       | SF       | HP        | BB        | SO         | SB        | CS        | OBP         | SLG         | OPS         | E        |
|----------------------|--------------|-------------|------------|------------|-----------|------------|-----------|----------|----------|-----------|----------|----------|-----------|-----------|------------|-----------|-----------|-------------|-------------|-------------|----------|
| 2021                 | Clearwater   | .277        | 32         | 101        | 18        | 28         | 4         | 1        | 4        | 17        | 0        | 2        | 3         | 17        | 32         | 7         | 3         | .390        | .455        | .846        | 0        |
| 2022                 | Jersey Shore | .216        | 114        | 371        | 46        | 80         | 13        | 1        | 2        | 19        | 2        | 1        | 12        | 46        | 119        | 16        | 9         | .321        | .272        | .593        | 5        |
| <b>Minors Totals</b> |              | <b>.229</b> | <b>146</b> | <b>472</b> | <b>64</b> | <b>108</b> | <b>17</b> | <b>2</b> | <b>6</b> | <b>36</b> | <b>2</b> | <b>3</b> | <b>15</b> | <b>63</b> | <b>151</b> | <b>23</b> | <b>12</b> | <b>.336</b> | <b>.311</b> | <b>.647</b> | <b>5</b> |

**CASTELLANO, EIBERSON JOSÉ... RHP... B-T: R-R... HT: 6-3; WT: 195... BORN: May 9, 2001, Maracaibo, VZ... RESIDES: Maracaibo... HOW OBTAINED: Signed by Phillies as an amateur free agent, 7/2/18... SIGNED BY: Rafael Álvarez and Rómulo Oliveros.**

**2022:** Spent entire season with Clearwater (A)... Limited RHH to a .169 AVG (20-118)... Averaged 12.18 SO/9.0 IP (23 SO/17.0 IP) over 4 starts in June... **2021:** Spent entire season with Dominican Summer League Phillies White (R)... With RISP, held opponents to a .128/.277/.128 slash line with 0 XBH in 47 PA... Limited RHH to a .141 AVG (11-78) and .192 SLG... In 7 August appearances, posted a 0.64 ERA (1 ER, 14.0 IP)... Following the season, pitched for Zulia in the Venezuelan Winter League... **2020:** Pitched for Zulia in the VWL... **2019:** Did not pitch.

| YEAR                 | CLUB           | W-L        | ERA         | G         | GS       | CG       | SHO      | SV       | IP          | H         | R         | ER        | HR       | HB        | BB        | SO        | WP       | BK       | AVG         |  |
|----------------------|----------------|------------|-------------|-----------|----------|----------|----------|----------|-------------|-----------|-----------|-----------|----------|-----------|-----------|-----------|----------|----------|-------------|--|
| 2019                 | Did not pitch  |            |             |           |          |          |          |          |             |           |           |           |          |           |           |           |          |          |             |  |
| 2020                 | Did not pitch  |            |             |           |          |          |          |          |             |           |           |           |          |           |           |           |          |          |             |  |
| 2021                 | DSL Phillies-W | 2-1        | 1.09        | 16        | 1        | 0        | 0        | 3        | 33.0        | 17        | 7         | 4         | 1        | 6         | 16        | 36        | 2        | 0        | .148        |  |
| 2022                 | Clearwater     | 1-3        | 3.51        | 17        | 8        | 0        | 0        | 0        | 51.1        | 37        | 24        | 20        | 4        | 10        | 18        | 61        | 4        | 1        | .207        |  |
| <b>Minors Totals</b> |                | <b>3-4</b> | <b>2.56</b> | <b>33</b> | <b>9</b> | <b>0</b> | <b>0</b> | <b>3</b> | <b>84.1</b> | <b>54</b> | <b>53</b> | <b>24</b> | <b>5</b> | <b>16</b> | <b>34</b> | <b>97</b> | <b>6</b> | <b>1</b> | <b>.184</b> |  |

**CASTILLO, CHAD... INF... B-T: L-R... HT: 6-4; WT: 225... BORN: April 19, 2000, Orange, CA... RESIDES: Santa Ana, CA... HOW OBTAINED: Selected by Phillies in 9th round of 2022 MLB Draft... SIGNED BY: Zach Friedman... EDUCATION: 2022 graduate of California Baptist University... 2018 graduate of Foothill HS (CA)... MISC: In his collegiate senior season, posted a slash line of .386/.442/.635 with 23 doubles, 11 HR, 69 RBI and 13 stolen bases... Was voted to the All-Western Athletic Conference First Team and NCAA Division-I All-West Region Second Team by the American Baseball Coaches Association... During his 4-year collegiate career, posted a .353/.414/.503 slash line in 178 games.**

**2022:** Began his professional career with Clearwater (A)... Made his pro debut, 8/2 at Tampa... Posted a .325 AVG, .478 SLG and .803 OPS in 18 August games (77 PA)... Participated in Florida Instructional League.

| YEAR | CLUB       | AVG  | G  | AB | R | H  | 2B | 3B | HR | RBI | SH | SF | HP | BB | SO | SB | CS | OBP  | SLG  | OPS  | E |
|------|------------|------|----|----|---|----|----|----|----|-----|----|----|----|----|----|----|----|------|------|------|---|
| 2022 | Clearwater | .233 | 24 | 86 | 8 | 20 | 8  | 0  | 3  | 8   | 0  | 0  | 1  | 10 | 27 | 0  | 0  | .320 | .430 | .750 | 0 |

**CASTILLO, STARLYN... RHP... B-T: R-R... HT: 6-0; WT: 215... BORN: February 24, 2002, Pimentel, DR... RESIDES: Santo Domingo, DR... HOW OBTAINED: Signed by Phillies as an amateur free agent, 7/2/18... SIGNED BY: Carlos Salas and Franklin Felida.**

**2022:** Was on the IL (right elbow surgery), beginning of season-7/1, which included a rehab assignment at Florida Complex League Phillies (R)... After his rehab stint, finished season with Clearwater (A)... Combined, posted a 2.93 SO/BB ratio (44 SO, 15 BB)... Participated in Florida Instructional League... **2021:** Pitched for Clearwater... In 3 starts, posted a 0.82 ERA (1 ER, 11.0 IP) with 12 strikeouts while allowing 6 hits and 2 walks... Held RHH to a .150/.261/.225 slash line (46 PA)... Was placed on the IL, 6/9, with a right elbow strain and missed the remainder of the season... **2020:** Participated in FIL... **2019:** Began his professional career with Gulf Coast League Phillies East (R)... Participated in FIL... **2018:** Participated in FIL.

| YEAR                 | CLUB           | W-L         | ERA         | G         | GS        | CG       | SHO      | SV       | IP          | H         | R         | ER        | HR       | HB        | BB        | SO        | WP       | BK       | AVG         |  |
|----------------------|----------------|-------------|-------------|-----------|-----------|----------|----------|----------|-------------|-----------|-----------|-----------|----------|-----------|-----------|-----------|----------|----------|-------------|--|
| 2019                 | GCL Phillies-E | 0-2         | 7.71        | 5         | 4         | 0        | 0        | 0        | 9.1         | 9         | 8         | 8         | 0        | 0         | 8         | 10        | 1        | 1        | .257        |  |
| 2020                 | Did not pitch  |             |             |           |           |          |          |          |             |           |           |           |          |           |           |           |          |          |             |  |
| 2021                 | Clearwater     | 0-2         | 4.35        | 6         | 3         | 0        | 0        | 0        | 20.2        | 17        | 10        | 10        | 1        | 2         | 10        | 20        | 0        | 0        | .218        |  |
| 2022                 | FCL Phillies   | 0-1         | 5.68        | 4         | 3         | 0        | 0        | 0        | 12.2        | 19        | 8         | 8         | 0        | 2         | 1         | 15        | 1        | 3        | .333        |  |
|                      | Clearwater     | 0-7         | 11.67       | 10        | 8         | 0        | 0        | 0        | 27.0        | 38        | 37        | 35        | 7        | 8         | 14        | 29        | 6        | 0        | .333        |  |
| <b>Minors Totals</b> |                | <b>0-12</b> | <b>7.88</b> | <b>25</b> | <b>18</b> | <b>0</b> | <b>0</b> | <b>0</b> | <b>69.2</b> | <b>83</b> | <b>63</b> | <b>61</b> | <b>8</b> | <b>12</b> | <b>33</b> | <b>74</b> | <b>8</b> | <b>4</b> | <b>.292</b> |  |

**CHIRINOS, EDWAR JAVIER... LHP... B-T: L-L... HT: 5-10; WT: 160... BORN: April 20, 2005, Valencia, VZ... RESIDES: Valencia... HOW OBTAINED: Signed by Phillies as an amateur free agent, 1/15/22... SIGNED BY: Rafael Álvarez and Jonatan Hernández.**

**2022:** Began professional career with Dominican Summer League Phillies Red (R)... Made his pro debut, 6/7 vs DSL Rangers... Struck out 31.4% (33-105) of total batters faced... Held LHH to a .118 AVG (2-17).

| YEAR | CLUB           | W-L | ERA  | G  | GS | CG | SHO | SV | IP   | H  | R  | ER | HR | HB | BB | SO | WP | BK | AVG  |
|------|----------------|-----|------|----|----|----|-----|----|------|----|----|----|----|----|----|----|----|----|------|
| 2022 | DSL Phillies-R | 2-0 | 2.49 | 13 | 1  | 0  | 0   | 3  | 25.1 | 20 | 11 | 7  | 0  | 2  | 13 | 33 | 4  | 2  | .222 |

SCOUTING & PLAYER DEV.

**COBB, TREY... RHP... B-T:** R-R... **HT:** 6-1; **WT:** 190... **BORN:** June 24, 1994, Broken Arrow, OK... **RESIDES:** Broken Arrow... **HOW OBTAINED:** Selected by Phillies from NYM in minor league Rule 5 draft, 12/7/22... **SIGNED BY:** Nathan Beuster... **EDUCATION:** 2017 graduate of Oklahoma State University... 2013 graduate of Broken Arrow HS... **MISC:** Originally selected by NYM in 8th round of 2017 MLB Draft; was previously selected by CHI in 12th round of 2016 MLB Draft, but did not sign.

**2022:** Spent majority of season with Syracuse (AAA)... Over a 9-game stint with Binghamton (AA), 4/22-5/31, allowed only 1 earned run, struck out 34.6% (26-75) of the batters he faced and walked 4... **2021:** Pitched most of the season with Syracuse... **2020:** Did not pitch... **2019:** Missed the entire season (Tommy John surgery)... **2018:** Named South Atlantic League midseason All-Star for Columbia (A)... Began season with Columbia... Promoted to St. Lucie (A), 7/8... Allowed only one earned run in a 13-game stretch, 5/18-7/2... **2017:** Began professional career with Brooklyn (A)... Posted a 1.35 ERA (2 ER, 13.1 IP) and a 0.83 WHIP (4 BB, 7 H) in 9 July appearances.

| YEAR                 | CLUB                    | W-L          | ERA         | G          | GS       | CG       | SHO      | SV        | IP           | H          | R          | ER        | HR        | HB        | BB        | SO         | WP        | BK       | AVG         |
|----------------------|-------------------------|--------------|-------------|------------|----------|----------|----------|-----------|--------------|------------|------------|-----------|-----------|-----------|-----------|------------|-----------|----------|-------------|
| 2017                 | Brooklyn                | 1-2          | 2.63        | 20         | 0        | 0        | 0        | 1         | 27.1         | 21         | 12         | 8         | 1         | 2         | 10        | 30         | 2         | 1        | .212        |
| 2018                 | Columbia                | 3-1          | 2.22        | 27         | 0        | 0        | 0        | 10        | 28.1         | 34         | 12         | 7         | 4         | 3         | 4         | 33         | 2         | 0        | .298        |
|                      | St. Lucie               | 0-1          | 4.50        | 15         | 0        | 0        | 0        | 2         | 22.0         | 19         | 11         | 11        | 3         | 1         | 6         | 19         | 2         | 0        | .229        |
| 2019                 | Injured – Did not pitch |              |             |            |          |          |          |           |              |            |            |           |           |           |           |            |           |          |             |
| 2020                 | Did not pitch           |              |             |            |          |          |          |           |              |            |            |           |           |           |           |            |           |          |             |
| 2021                 | Binghamton              | 0-0          | 4.50        | 3          | 0        | 0        | 0        | 0         | 4.0          | 6          | 2          | 2         | 0         | 0         | 3         | 3          | 1         | 0        | .353        |
|                      | Syracuse                | 1-3          | 8.70        | 24         | 1        | 0        | 0        | 0         | 40.1         | 59         | 39         | 39        | 13        | 10        | 19        | 31         | 2         | 1        | .343        |
| 2022                 | Syracuse                | 6-5          | 5.33        | 31         | 1        | 0        | 0        | 3         | 50.2         | 48         | 36         | 30        | 6         | 2         | 24        | 40         | 2         | 0        | .251        |
|                      | Binghamton              | 2-1          | 0.47        | 9          | 0        | 0        | 0        | 0         | 19.1         | 12         | 3          | 1         | 0         | 3         | 4         | 26         | 1         | 0        | .176        |
| <b>Minors Totals</b> |                         | <b>13-13</b> | <b>4.59</b> | <b>129</b> | <b>2</b> | <b>0</b> | <b>0</b> | <b>16</b> | <b>192.0</b> | <b>199</b> | <b>115</b> | <b>98</b> | <b>27</b> | <b>21</b> | <b>70</b> | <b>182</b> | <b>12</b> | <b>2</b> | <b>.267</b> |

**COLMENARES, KILWER ALIXANDER... SS... B-T:** S-R... **HT:** 5-8; **WT:** 160... **BORN:** April 26, 2005, Barquisimeto, VZ... **RESIDES:** Barquisimeto... **HOW OBTAINED:** Signed by Phillies as an amateur free agent, 1/15/22... **SIGNED BY:** Carlos Salas and Franklin Rojas.

**2022:** Missed entire season (right hamate fracture).

| YEAR | CLUB                   | AVG | G | AB | R | H | 2B | 3B | HR | RBI | SH | SF | HP | BB | SO | SB | CS | OBP | SLG | OPS | E |
|------|------------------------|-----|---|----|---|---|----|----|----|-----|----|----|----|----|----|----|----|-----|-----|-----|---|
| 2022 | Injured – Did not play |     |   |    |   |   |    |    |    |     |    |    |    |    |    |    |    |     |     |     |   |

**COLMENAREZ, JOSÉ LEONARDO... C... B-T:** R-R... **HT:** 5-6; **WT:** 178... **BORN:** November 24, 2002, Mariara, VZ... **RESIDES:** Maracay, VZ... **HOW OBTAINED:** Signed by Phillies as an amateur free agent, 7/2/19... **SIGNED BY:** Rafael Álvarez and William Mota.

**2022:** Spent season with Dominican Summer League Phillies Red (R)... Threw out 56% (14-25) of runners attempting to steal... Posted a .992 fielding percentage (1 error in 125 total chances)... Ranked 2nd on the team in OPS... Reached base in 9 of 10 August games, posting a .455 OBP and .997 OPS... **2021:** Began professional career with DSL Phillies White... In 20 games (18 starts) at catcher, posted a .992 fielding percentage (1 error in 122 total chances) and threw out 35.0% (7-20) of base runners attempting to steal... **2020:** Did not play.

| YEAR                 | CLUB           | AVG         | G         | AB        | R         | H         | 2B       | 3B       | HR       | RBI       | SH       | SF       | HP        | BB        | SO        | SB       | CS       | OBP         | SLG         | OPS         | E        |
|----------------------|----------------|-------------|-----------|-----------|-----------|-----------|----------|----------|----------|-----------|----------|----------|-----------|-----------|-----------|----------|----------|-------------|-------------|-------------|----------|
| 2020                 | Did not play   |             |           |           |           |           |          |          |          |           |          |          |           |           |           |          |          |             |             |             |          |
| 2021                 | DSL Phillies-W | .190        | 21        | 42        | 7         | 8         | 1        | 0        | 0        | 8         | 0        | 0        | 3         | 5         | 11        | 3        | 2        | .320        | .214        | .534        | 1        |
| 2022                 | DSL Phillies-R | .250        | 29        | 56        | 19        | 14        | 6        | 1        | 2        | 9         | 0        | 1        | 7         | 13        | 17        | 6        | 4        | .442        | .500        | .942        | 1        |
| <b>Minors Totals</b> |                | <b>.224</b> | <b>50</b> | <b>98</b> | <b>26</b> | <b>22</b> | <b>7</b> | <b>1</b> | <b>2</b> | <b>17</b> | <b>0</b> | <b>1</b> | <b>10</b> | <b>18</b> | <b>28</b> | <b>9</b> | <b>6</b> | <b>.394</b> | <b>.378</b> | <b>.772</b> | <b>2</b> |

**CORNELIUS, CHRISTOPHER JAMES (Chris)... INF... B-T:** R-R... **HT:** 6-0; **WT:** 195... **BORN:** September 4, 1997, St. Louis, MO... **RESIDES:** St. Louis... **HOW OBTAINED:** Selected by Phillies in 16th round of 2019 MLB Draft... **SIGNED BY:** Justin Munson... **EDUCATION:** Attended University of Missouri... 2016 graduate of St. John Vianney HS (MO).

**2022:** Did not play... **2021:** Began season with Jersey Shore (A)... Was on the IL, 5/21-7/28, with a left hamstring strain, which included a rehab assignment to Florida Complex League Phillies (R)... Promoted to Reading (AA), 8/6... Defensively, made starts at 2nd base (29), 3rd base (9) and SS (2)... **2020:** Participated in Florida Instructional League... **2019:** Made professional debut with Gulf Coast League Phillies West (R)... Participated in FIL.

| YEAR                 | CLUB           | AVG         | G         | AB         | R         | H         | 2B       | 3B       | HR       | RBI       | SH       | SF       | HP       | BB       | SO        | SB       | CS       | OBP         | SLG         | OPS         | E        |
|----------------------|----------------|-------------|-----------|------------|-----------|-----------|----------|----------|----------|-----------|----------|----------|----------|----------|-----------|----------|----------|-------------|-------------|-------------|----------|
| 2019                 | GCL Phillies-W | .167        | 3         | 6          | 0         | 1         | 0        | 0        | 0        | 0         | 0        | 0        | 1        | 1        | 1         | 0        | 0        | .375        | .167        | .542        | 0        |
| 2020                 | Did not play   |             |           |            |           |           |          |          |          |           |          |          |          |          |           |          |          |             |             |             |          |
| 2021                 | Jersey Shore   | .263        | 13        | 38         | 3         | 10        | 0        | 1        | 0        | 4         | 0        | 2        | 2        | 2        | 14        | 0        | 0        | .318        | .316        | .634        | 1        |
|                      | FCL Phillies   | .400        | 2         | 5          | 2         | 2         | 0        | 0        | 0        | 1         | 0        | 0        | 0        | 0        | 0         | 0        | 0        | .400        | .400        | .800        | 1        |
|                      | Reading        | .220        | 26        | 91         | 11        | 20        | 5        | 0        | 1        | 5         | 1        | 0        | 0        | 3        | 23        | 0        | 1        | .245        | .308        | .552        | 2        |
| 2022                 | Did not play   |             |           |            |           |           |          |          |          |           |          |          |          |          |           |          |          |             |             |             |          |
| <b>Minors Totals</b> |                | <b>.236</b> | <b>44</b> | <b>140</b> | <b>16</b> | <b>33</b> | <b>5</b> | <b>1</b> | <b>1</b> | <b>10</b> | <b>1</b> | <b>2</b> | <b>3</b> | <b>6</b> | <b>38</b> | <b>0</b> | <b>1</b> | <b>.278</b> | <b>.307</b> | <b>.585</b> | <b>4</b> |

**COTTO, GABRIEL...** LHP... B-T: L-L... HT: 6-4; WT: 193... BORN: May 15, 2000, Cidra, PR... RESIDES: Cidra... HOW OBTAINED: Selected by Phillies in 7th round of 2018 MLB Draft... SIGNED BY: Luis Raffan... EDUCATION: 2018 graduate of Puerto Rico Baseball Academy.

**2022:** Spent season with Clearwater (A)... Averaged 9.40 SO/9.0 IP (70 SO, 67.0 IP)... When ahead in the count, held batters to a .138 AVG (11-80)... **2021:** Began season with Florida Complex League Phillies (R)... Promoted to Clearwater, 8/3... Combined to average 10.88 SO/9.0 IP (56 SO/46.1 IP)... Following the season, pitched for Carolina in the Puerto Rican Winter League... **2020:** Pitched for RA12 in the PRWL... **2019:** Spent entire season with Gulf Coast League Phillies East (R)... **2018:** Began professional career with GCL Phillies East... Participated in Florida Instructional League.

| YEAR                 | CLUB           | W-L         | ERA         | G         | GS        | CG       | SHO      | SV       | IP           | H          | R         | ER        | HR        | HB        | BB        | SO         | WP        | BK       | AVG         |
|----------------------|----------------|-------------|-------------|-----------|-----------|----------|----------|----------|--------------|------------|-----------|-----------|-----------|-----------|-----------|------------|-----------|----------|-------------|
| 2018                 | GCL Phillies-E | 0-2         | 9.39        | 8         | 7         | 0        | 0        | 0        | 15.1         | 16         | 19        | 16        | 0         | 6         | 16        | 15         | 5         | 1        | .258        |
| 2019                 | GCL Phillies-E | 0-4         | 7.91        | 11        | 2         | 0        | 0        | 0        | 19.1         | 23         | 20        | 17        | 2         | 2         | 15        | 17         | 6         | 1        | .274        |
| 2020                 | Did not pitch  |             |             |           |           |          |          |          |              |            |           |           |           |           |           |            |           |          |             |
| 2021                 | FCL Phillies   | 2-0         | 0.00        | 4         | 1         | 0        | 0        | 0        | 11.1         | 8          | 0         | 0         | 0         | 0         | 12        | 18         | 3         | 0        | .205        |
|                      | Clearwater     | 2-3         | 4.11        | 8         | 6         | 0        | 0        | 0        | 35.0         | 31         | 18        | 16        | 4         | 5         | 18        | 38         | 6         | 1        | .238        |
| 2022                 | Clearwater     | 3-3         | 4.57        | 17        | 17        | 0        | 0        | 0        | 67.0         | 58         | 39        | 34        | 7         | 6         | 37        | 70         | 5         | 1        | .231        |
| <b>Minors Totals</b> |                | <b>7-12</b> | <b>5.05</b> | <b>48</b> | <b>33</b> | <b>0</b> | <b>0</b> | <b>0</b> | <b>148.0</b> | <b>136</b> | <b>96</b> | <b>83</b> | <b>13</b> | <b>19</b> | <b>98</b> | <b>158</b> | <b>25</b> | <b>4</b> | <b>.240</b> |

**CRAWFORD, JUSTIN...** OF... B-T: L-R... HT: 6-3; WT: 175... BORN: January 13, 2004, Phoenix, AZ... RESIDES: Las Vegas, NV... HOW OBTAINED: Selected by Phillies in 1st round (17th overall) of 2022 MLB Draft... SIGNED BY: Zach Friedman... EDUCATION: 2022 Graduate of Bishop Gorman HS (NV)... MISC: Was named 2022 Male Athlete of the Year by the Las Vegas Sun... In his senior season, posted a .503 AVG (77-153) with 17 doubles, 8 triples, 5 HR, 52 RBI, 20 stolen bases, a .553 OBP and a 1.379 OPS in 42 games... Son of former ML All-Star Carl Crawford.

**2022:** Began professional career with Florida Complex League Phillies (R)... Stole 3 bases in his pro debut, 8/9 at FCL Yankees... Finished season with Clearwater (A)... Started his career with a 5-game on-base streak... Participated in Florida Instructional League... Following the season, was named the No. 4 prospect in the Phillies system by *Baseball America*.

| YEAR                 | CLUB         | AVG         | G         | AB        | R        | H         | 2B       | 3B       | HR       | RBI      | SH       | SF       | HP       | BB       | SO        | SB        | CS       | OBP         | SLG         | OPS         | E        |
|----------------------|--------------|-------------|-----------|-----------|----------|-----------|----------|----------|----------|----------|----------|----------|----------|----------|-----------|-----------|----------|-------------|-------------|-------------|----------|
| 2022                 | FCL Phillies | .297        | 11        | 37        | 6        | 11        | 0        | 1        | 0        | 5        | 0        | 0        | 1        | 5        | 6         | 8         | 3        | .395        | .351        | .746        | 0        |
|                      | Clearwater   | .143        | 5         | 21        | 2        | 3         | 0        | 0        | 0        | 0        | 0        | 0        | 0        | 2        | 9         | 2         | 1        | .217        | .143        | .360        | 0        |
| <b>Minors Totals</b> |              | <b>.241</b> | <b>16</b> | <b>58</b> | <b>8</b> | <b>14</b> | <b>0</b> | <b>1</b> | <b>0</b> | <b>5</b> | <b>0</b> | <b>0</b> | <b>1</b> | <b>7</b> | <b>15</b> | <b>10</b> | <b>4</b> | <b>.333</b> | <b>.276</b> | <b>.609</b> | <b>0</b> |

**CROUSE, HANS...** RHP... B-T: L-R... HT: 6-5; WT: 190... BORN: September 15, 1998, Dana Point, CA... RESIDES: Dana Point... HOW OBTAINED: Acquired in trade with TEX with Kyle Gibson, Ian Kennedy and cash considerations for Spencer Howard, Kevin Gowdy and Josh Gessner, 7/30/21... SIGNED BY: Steve Flores... MISC: Originally selected by TEX in 2nd round of 2017 MLB Draft.

**2022:** Began season with Lehigh Valley (AAA)... Had 3 stints on the IL with Lehigh Valley: 4/21-5/11 (right elbow impingement), 5/12-30 (COVID-related) and 5/31-7/14 (right bicep tendinitis)... Was recalled by Phillies and placed on 60-day IL, which included a rehab assignment to Lehigh Valley... **2021:** Began season with Frisco (AA) before being acquired by Phillies... Appeared in 6 games for Reading (AA)... Made a start with Lehigh Valley, 9/11... Selected to Phillies and made his ML debut on 9/26 in a start vs PIT... In his minor league appearances, struck out 29.1% (98-337) of batters faced and held hitters to a .189 AVG (56-297)... Pitched for Peoria in the Arizona Fall League... Following the season, named the No. 7 prospect in the Phillies system by *Baseball America*... **2020:** Did not pitch... **2019:** Spent season with Hickory (A)... Was on the IL (right elbow impingement), 6/14-22 and again (right elbow bone spur), 8/29-end of season... Held RHH to a .222/.274/.346 slash line... **2018:** Was named a Northwest League midseason All-Star and *Baseball America* Short-Season All-Star... Named NWL Player of the week (7/9-15)... Began season with Spokane (A)... Was promoted to Hickory, 8/11... Combined, allowed 1 or fewer runs in 10 of 13 starts... **2017:** Began professional career with Arizona League Rangers (R)... Averaged 13.50 SO/9.0 IP (30 SO, 20 IP).

| YEAR                 | CLUB          | W-L          | ERA         | G         | GS        | CG       | SHO      | SV       | IP           | H          | R          | ER         | HR        | HB        | BB        | SO         | WP        | BK       | AVG         |
|----------------------|---------------|--------------|-------------|-----------|-----------|----------|----------|----------|--------------|------------|------------|------------|-----------|-----------|-----------|------------|-----------|----------|-------------|
| 2017                 | AZL Rangers-1 | 0-0          | 0.45        | 10        | 6         | 0        | 0        | 0        | 20.0         | 7          | 2          | 1          | 1         | 2         | 7         | 30         | 1         | 0        | .109        |
| 2018                 | Spokane       | 5-1          | 2.37        | 8         | 8         | 0        | 0        | 0        | 38.0         | 25         | 11         | 10         | 2         | 0         | 11        | 47         | 4         | 0        | .179        |
|                      | Hickory       | 0-2          | 2.70        | 5         | 5         | 0        | 0        | 0        | 16.2         | 18         | 9          | 5          | 1         | 1         | 8         | 15         | 1         | 0        | .273        |
| 2019                 | Hickory       | 6-1          | 4.41        | 19        | 19        | 0        | 0        | 0        | 87.2         | 86         | 49         | 43         | 12        | 8         | 19        | 76         | 8         | 0        | .256        |
| 2020                 | Did not pitch |              |             |           |           |          |          |          |              |            |            |            |           |           |           |            |           |          |             |
| 2021                 | Frisco        | 3-2          | 3.35        | 13        | 13        | 0        | 0        | 0        | 51.0         | 27         | 20         | 19         | 5         | 2         | 19        | 54         | 2         | 1        | .157        |
|                      | Reading       | 2-2          | 2.73        | 6         | 6         | 0        | 0        | 0        | 29.2         | 24         | 9          | 9          | 3         | 2         | 12        | 38         | 2         | 0        | .222        |
|                      | Lehigh Valley | 0-0          | 6.23        | 1         | 1         | 0        | 0        | 0        | 4.1          | 5          | 3          | 3          | 1         | 0         | 3         | 6          | 0         | 0        | .294        |
|                      | PHILLIES      | 0-2          | 5.14        | 2         | 2         | 0        | 0        | 0        | 7.0          | 4          | 4          | 4          | 2         | 0         | 7         | 2          | 0         | 0        | .167        |
| 2022                 | Lehigh Valley | 0-3          | 13.14       | 5         | 5         | 0        | 0        | 0        | 12.1         | 21         | 18         | 18         | 2         | 0         | 6         | 13         | 4         | 0        | .375        |
| <b>Minors Totals</b> |               | <b>16-11</b> | <b>3.74</b> | <b>67</b> | <b>63</b> | <b>0</b> | <b>0</b> | <b>0</b> | <b>259.2</b> | <b>213</b> | <b>121</b> | <b>108</b> | <b>27</b> | <b>15</b> | <b>85</b> | <b>279</b> | <b>22</b> | <b>1</b> | <b>.225</b> |
| <b>ML</b>            | <b>Totals</b> | <b>0-2</b>   | <b>5.14</b> | <b>2</b>  | <b>2</b>  | <b>0</b> | <b>0</b> | <b>0</b> | <b>7.0</b>   | <b>4</b>   | <b>4</b>   | <b>4</b>   | <b>2</b>  | <b>0</b>  | <b>7</b>  | <b>2</b>   | <b>0</b>  | <b>0</b> | <b>.167</b> |



**CRUZ, JESÚS...** RHP... B-T: R-R... HT: 6-1; WT: 225... BORN: April 15, 1995, Salinas de Hidalgo, MX... RESIDES: Salinas de Hidalgo... HOW OBTAINED: Signed by Phillies as a minor league free agent, 1/13/23... MISC: Originally signed by STL as an amateur free agent, 7/2/17.

**2022:** Attended ML spring training with STL... Released on 3/30 and signed by ATL as a minor league free agent, 4/6... Had his contract selected on 5/29 and had two stints with ATL (5/29-6/20 and 6/28-30), appearing in 7 games... Spent the remainder of the season with Gwinnett (AAA)... Following the season, pitched for Mexicali in the Mexican Pacific Winter League... **2021:** Attended ML spring training with STL... Ranked among organizational leaders in appearances (9th), ERA (9th) and saves (T-9th)... 26 of his 37 outings were scoreless... Posted a 1.97 ERA (32.0 IP) over his final 33 games to end the season... Allowed only 4 XBH (.277 OPP SLG)... Following the season, pitched for Mexicali in the MPWL... **2020:** Attended ML spring training with STL... Made his ML debut on 8/18 at CHI, the only game he pitched at any level... Struck out Kyle Schwarber in his ML debut for his first ML strikeout... Following the season, pitched for Jalisco in the MPWL... **2019:** Spent majority of the season with Memphis (AAA) and also pitched in 2 games for Springfield (AA)... His 52 appearances led all STL minor league pitchers... Following the season, pitched for Jalisco in the MPWL... **2018:** Spent majority of the season with Palm Beach (A)... Made 14 relief appearances and 11 starts with Palm Beach, his only pro experience as a starter... Was on the IL, 9/1-18, with a right forearm strain... Also pitched in 5 games for Peoria (A) and was on their IL, 6/22-30, with a left ankle sprain... **2017:** Began season with Monterrey (AAA) in Mexican League, pitching in 13 games... Signed by STL on 7/2 and pitched for the Dominican Summer League Cardinals (R), Gulf Coast League Cardinals (R) and State College (A)... Following the season, pitched for Jalisco in the MPWL.

| YEAR                 | CLUB          | W-L          | ERA         | G          | GS        | CG       | SHO      | SV       | IP           | H          | R          | ER         | HR        | HB        | BB         | SO         | WP        | BK       | AVG         |
|----------------------|---------------|--------------|-------------|------------|-----------|----------|----------|----------|--------------|------------|------------|------------|-----------|-----------|------------|------------|-----------|----------|-------------|
| 2017                 | Monterrey     | 0-1          | 8.49        | 13         | 0         | 0        | 0        | 0        | 11.2         | 17         | 11         | 11         | 1         | 1         | 7          | 11         | 0         | 0        | .327        |
|                      | DSL Cardinals | 3-0          | 0.71        | 9          | 0         | 0        | 0        | 2        | 12.2         | 5          | 3          | 1          | 0         | 0         | 4          | 19         | 0         | 0        | .119        |
|                      | GCL Cardinals | 0-0          | 5.40        | 1          | 0         | 0        | 0        | 0        | 1.2          | 4          | 1          | 1          | 0         | 0         | 0          | 3          | 0         | 0        | .500        |
|                      | State College | 1-0          | 1.93        | 5          | 0         | 0        | 0        | 1        | 4.2          | 4          | 1          | 1          | 0         | 0         | 0          | 8          | 0         | 0        | .235        |
| 2018                 | Palm Beach    | 1-0          | 3.54        | 25         | 11        | 0        | 0        | 1        | 68.2         | 49         | 27         | 27         | 5         | 2         | 33         | 85         | 2         | 1        | .198        |
|                      | Peoria        | 1-1          | 2.16        | 5          | 5         | 0        | 0        | 0        | 16.2         | 17         | 6          | 4          | 0         | 2         | 8          | 19         | 1         | 0        | .266        |
| 2019                 | Springfield   | 0-0          | 2.45        | 2          | 0         | 0        | 0        | 0        | 3.2          | 1          | 1          | 1          | 0         | 0         | 5          | 10         | 0         | 0        | .083        |
|                      | Memphis       | 6-6          | 6.24        | 50         | 0         | 0        | 0        | 0        | 57.2         | 51         | 44         | 40         | 8         | 6         | 41         | 79         | 1         | 2        | .239        |
| 2020                 | ST. LOUIS     | 0-0          | 18.00       | 1          | 0         | 0        | 0        | 0        | 1.0          | 3          | 2          | 2          | 0         | 0         | 1          | 2          | 0         | 0        | .600        |
| 2021                 | Memphis       | 0-3          | 3.06        | 37         | 0         | 0        | 0        | 3        | 35.1         | 29         | 14         | 12         | 1         | 3         | 26         | 38         | 4         | 0        | .223        |
| 2022                 | Gwinnett      | 2-1          | 4.23        | 28         | 0         | 0        | 0        | 1        | 27.2         | 20         | 13         | 13         | 4         | 1         | 16         | 39         | 3         | 1        | .192        |
|                      | ATLANTA       | 0-0          | 6.23        | 7          | 0         | 0        | 0        | 0        | 8.2          | 8          | 6          | 6          | 3         | 1         | 4          | 6          | 0         | 0        | .235        |
| <b>Minors Totals</b> |               | <b>19-12</b> | <b>4.16</b> | <b>175</b> | <b>16</b> | <b>0</b> | <b>0</b> | <b>8</b> | <b>240.1</b> | <b>197</b> | <b>121</b> | <b>111</b> | <b>19</b> | <b>15</b> | <b>140</b> | <b>311</b> | <b>11</b> | <b>4</b> | <b>.221</b> |
| <b>ML</b>            | <b>Totals</b> | <b>0-0</b>   | <b>7.45</b> | <b>8</b>   | <b>0</b>  | <b>0</b> | <b>0</b> | <b>0</b> | <b>9.2</b>   | <b>11</b>  | <b>8</b>   | <b>8</b>   | <b>3</b>  | <b>1</b>  | <b>5</b>   | <b>8</b>   | <b>0</b>  | <b>0</b> | <b>.282</b> |

**DALLAS, JACKSON ANTHONY (Jack)...** RHP... B-T: R-R... HT: 5-11; WT: 200... BORN: December 18, 1998, Beaumont, TX... RESIDES: Orange, TX... HOW OBTAINED: Signed by Phillies as a non-drafted free agent, 7/29/22... SIGNED BY: Ralph Garr Jr... EDUCATION: 2022 graduate of Lamar University (TX)... 2017 graduate of West Orange-Stark HS (TX).

**2022:** Began professional career with Clearwater (A)... Made pro debut, 8/17 at Daytona... Did not allow a run and only gave up 2 hits in 6 appearances (7.2 IP)... Struck out 35.7% (10-28) of batters faced... Participated in Florida Instructional League.

| YEAR | CLUB       | W-L | ERA  | G | GS | CG | SHO | SV | IP  | H | R | ER | HR | HB | BB | SO | WP | BK | AVG  |
|------|------------|-----|------|---|----|----|-----|----|-----|---|---|----|----|----|----|----|----|----|------|
| 2022 | Clearwater | 0-0 | 0.00 | 6 | 0  | 0  | 0   | 1  | 7.2 | 2 | 0 | 0  | 0  | 0  | 5  | 10 | 0  | 0  | .087 |

**DE FREITAS, ARTURO...** C... B-T: R-R... HT: 6-0; WT: 180... BORN: May 28, 2001, Maracay, VZ... RESIDES: Caracas, VZ... HOW OBTAINED: Signed by Phillies as an amateur free agent, 3/15/18... SIGNED BY: Ebert Velásquez.

**2022:** Began season with Clearwater (A)... Promoted to Jersey Shore (A) on 8/1 and finished the season there... Combined, threw out 42.7% (50-117) of base runners attempting to steal... Posted a slash line of .300/.364/.440 in 14 April games (55 PA)... **2021:** Split time between Florida Complex League Phillies (R) and Clearwater... Threw out 42.1% (8-19) of base runners attempting to steal... Was on the IL, 8/15-9/3, with a right finger contusion... Participated in Florida Instructional League... **2019-20:** Did not play... **2018:** Began his professional career with Dominican Summer League Phillies White (R)... Hit .440 (11-25) with RISP and 2 outs... Caught 9 of 27 (33.3%) base runners attempting to steal in 18 games (14 starts) at catcher... Also started 17 games at 1st base and made 1 appearance at 3rd base... Participated in FIL.

| YEAR                 | CLUB           | AVG         | G          | AB         | R         | H          | 2B        | 3B       | HR       | RBI       | SH       | SF       | HP        | BB        | SO         | SB       | CS       | OBP         | SLG         | OPS         | E         |
|----------------------|----------------|-------------|------------|------------|-----------|------------|-----------|----------|----------|-----------|----------|----------|-----------|-----------|------------|----------|----------|-------------|-------------|-------------|-----------|
| 2018                 | DSL Phillies-W | .266        | 59         | 173        | 30        | 46         | 16        | 1        | 3        | 28        | 0        | 2        | 10        | 28        | 39         | 3        | 1        | .394        | .422        | .816        | 2         |
| 2019                 | Did not play   |             |            |            |           |            |           |          |          |           |          |          |           |           |            |          |          |             |             |             |           |
| 2020                 | Did not play   |             |            |            |           |            |           |          |          |           |          |          |           |           |            |          |          |             |             |             |           |
| 2021                 | FCL Phillies   | .250        | 8          | 20         | 5         | 5          | 3         | 0        | 0        | 5         | 0        | 0        | 0         | 2         | 3          | 1        | 0        | .318        | .400        | .718        | 0         |
|                      | Clearwater     | .176        | 13         | 34         | 2         | 6          | 0         | 0        | 0        | 2         | 0        | 0        | 3         | 1         | 9          | 0        | 0        | .263        | .176        | .440        | 2         |
| 2022                 | Clearwater     | .228        | 62         | 219        | 26        | 50         | 9         | 1        | 5        | 18        | 0        | 1        | 17        | 65        | 0          | 1        | .286     | .347        | .633        | 4           |           |
|                      | Jersey Shore   | .082        | 21         | 61         | 3         | 5          | 1         | 0        | 0        | 4         | 0        | 2        | 1         | 3         | 25         | 0        | 0        | .134        | .098        | .232        | 2         |
| <b>Minors Totals</b> |                | <b>.221</b> | <b>163</b> | <b>507</b> | <b>66</b> | <b>112</b> | <b>29</b> | <b>2</b> | <b>8</b> | <b>57</b> | <b>0</b> | <b>5</b> | <b>15</b> | <b>51</b> | <b>141</b> | <b>4</b> | <b>2</b> | <b>.308</b> | <b>.333</b> | <b>.641</b> | <b>10</b> |

**DE LA CRUZ, ALEXIS...** RHP... B-T: R-R... HT: 6-6; WT: 210... BORN: September 20, 2004, Sosua, DR... RESIDES: Puerto Plata, DR... HOW OBTAINED: Signed by Phillies as an amateur free agent, 1/15/23... SIGNED BY: José Guzman.

**DE LA CRUZ, CARLOS**... **OF**... **B-T:** R-R... **HT:** 6-9; **WT:** 240... **BORN:** October 6, 1999, Yonkers, NY... **RESIDES:** Yonkers... **HOW OBTAINED:** Signed by Phillies as a non-drafted free agent, 8/23/17... **SIGNED BY:** Alex Agostino... **EDUCATION:** 2017 graduate of George Washington HS (NY).

**2022:** Began season with Jersey Shore (A)... Promoted to Reading (AA), 8/1 and finished the season there... Posted the second highest slugging percentage (.482) among all Phillies minor league hitters (min. 275 AB)... Posted a slash line of .289/.368/.590 with a .958 OPS in 23 July games (95 PA)... Defensively, made starts at 1st base and every OF position... Following the season, played for Surprise in the Arizona Fall League... **2021:** Began season with Clearwater (A)... Transferred to Florida Complex League Phillies (R), 6/29... Promoted to Clearwater, 8/3, and then to Jersey Shore, 8/10... In 7 September games, batted .346 (9-26), 3 2B, HR, 5 RBI and a .923 OPS... Made starts in LF, CF and RF... **2020:** Did not play... **2019:** Spent entire season with Lakewood (A)... Made starts at every OF position... Totaled 8 OF assists... Hit 4 HR over 8 games, 7/12-19... Participated in Florida Instructional League... **2018:** Began professional career with Gulf Coast League Phillies East (R)... Ranked T-6th in the GCL in HR... Slugged 2 HR, 8/16 at GCL Yankees East... Participated in FIL... **2017:** Participated in FIL.

| YEAR                 | CLUB           | AVG         | G          | AB          | R          | H          | 2B        | 3B       | HR        | RBI        | SH       | SF       | HP        | BB        | SO         | SB        | CS        | OBP         | SLG         | OPS         | E         |
|----------------------|----------------|-------------|------------|-------------|------------|------------|-----------|----------|-----------|------------|----------|----------|-----------|-----------|------------|-----------|-----------|-------------|-------------|-------------|-----------|
| 2018                 | GCL Phillies-E | .284        | 43         | 148         | 20         | 42         | 8         | 0        | 6         | 21         | 0        | 2        | 4         | 11        | 56         | 2         | 1         | .345        | .459        | .805        | 3         |
| 2019                 | Lakewood       | .220        | 117        | 428         | 38         | 94         | 17        | 4        | 7         | 50         | 0        | 2        | 4         | 27        | 159        | 7         | 7         | .271        | .327        | .598        | 6         |
| 2020                 | Did not play   |             |            |             |            |            |           |          |           |            |          |          |           |           |            |           |           |             |             |             |           |
| 2021                 | Clearwater     | .148        | 37         | 122         | 10         | 18         | 5         | 0        | 2         | 11         | 0        | 0        | 4         | 13        | 56         | 2         | 0         | .252        | .238        | .490        | 1         |
|                      | FCL Phillies   | .200        | 9          | 20          | 3          | 4          | 0         | 0        | 0         | 1          | 0        | 0        | 2         | 8         | 8          | 3         | 0         | .467        | .200        | .667        | 0         |
|                      | Jersey Shore   | .242        | 17         | 62          | 10         | 15         | 4         | 0        | 3         | 14         | 0        | 1        | 0         | 5         | 23         | 0         | 0         | .294        | .452        | .746        | 1         |
| 2022                 | Jersey Shore   | .266        | 64         | 214         | 29         | 57         | 10        | 1        | 10        | 24         | 0        | 1        | 7         | 19        | 75         | 5         | 2         | .344        | .463        | .807        | 3         |
|                      | Reading        | .278        | 38         | 151         | 21         | 42         | 12        | 1        | 7         | 23         | 0        | 2        | 1         | 8         | 45         | 1         | 0         | .315        | .510        | .825        | 3         |
| <b>Minors Totals</b> |                | <b>.238</b> | <b>325</b> | <b>1145</b> | <b>131</b> | <b>272</b> | <b>56</b> | <b>6</b> | <b>35</b> | <b>144</b> | <b>0</b> | <b>8</b> | <b>22</b> | <b>91</b> | <b>422</b> | <b>20</b> | <b>10</b> | <b>.304</b> | <b>.389</b> | <b>.693</b> | <b>17</b> |

**DE LOS SANTOS, ALEXANDER**... **RHP**... **B-T:** R-R... **HT:** 6-1; **WT:** 165... **BORN:** August 23, 2006, Santo Domingo, DR... **RESIDES:** Monte Cristi, DR... **HOW OBTAINED:** Signed by Phillies as an amateur free agent, 1/15/23... **SIGNED BY:** Victor Santana.

**DIAZ, JOSEPH**... **OF**... **B-T:** S-R... **HT:** 6-2; **WT:** 170... **BORN:** December 8, 2005, Santiago, DR... **RESIDES:** Pekin, DR... **HOW OBTAINED:** Signed by Phillies as an amateur free agent, 1/15/23... **SIGNED BY:** José Guzman.

**DISSIN, JORDAN SAMUEL**... **C**... **B-T:** R-R... **HT:** 6-3; **WT:** 185... **BORN:** May 29, 2002, Pottstown, PA... **RESIDES:** Mission Viejo, CA... **HOW OBTAINED:** Selected by Phillies in 12th round of 2022 MLB Draft... **EDUCATION:** 2022 graduate of Saddleback College (CA)... 2020 graduate of Malvern Prep HS (PA).

**2022:** Began his professional career with Florida Complex League Phillies (R)... Made pro debut, 8/6 at FCL Blue Jays... Reached base safely in 13 of 24 plate appearances (.542 OBP)... Did not commit an error in 36 total chances... Participated in Florida Instructional League.

| YEAR | CLUB         | AVG  | G  | AB | R | H | 2B | 3B | HR | RBI | SH | SF | HP | BB | SO | SB | CS | OBP  | SLG  | OPS  | E |
|------|--------------|------|----|----|---|---|----|----|----|-----|----|----|----|----|----|----|----|------|------|------|---|
| 2022 | FCL Phillies | .353 | 10 | 17 | 3 | 6 | 0  | 0  | 0  | 0   | 0  | 0  | 2  | 5  | 6  | 0  | 0  | .542 | .353 | .895 | 0 |

**DOMINGUEZ, LUIS JOSÉ**... **RHP**... **B-T:** R-R... **HT:** 6-3; **WT:** 190... **BORN:** December 17, 2001, Esperanza, DR... **RESIDES:** Esperanza... **HOW OBTAINED:** Signed by Phillies as an amateur free agent, 1/15/23... **SIGNED BY:** José Guzman.

**DUNN, OLIVER HARRIS**... **INF**... **B-T:** L-R... **HT:** 5-10; **WT:** 185... **BORN:** September 2, 1997, Salt Lake City, UT... **RESIDES:** Mooresville, NC... **HOW OBTAINED:** Selected by Phillies from NYY in minor league Rule 5 draft, 12/7/22... **EDUCATION:** Attended University of Utah... **MISC:** Originally selected by NYY in 11th round of 2019 MLB Draft.

**2022:** Limited to 36 games between Somerset (AA) and Scranton/Wilkes-Barre (AAA) due to two stints on the IL: 4/12-22 with a right hamstring strain and 6/30-8/24 with a left abdomen strain... **2021:** Split season between Hudson Valley (A) and Somerset... On the IL, 6/25-7/5, with a left jaw fracture... **2020:** Did not play... **2019:** Began pro career with Pulaski (R)... Promoted to Charleston (A) on 7/9 for the remainder of the season... On the IL, 8/27-9/12, with a right oblique strain.

| YEAR                 | CLUB          | AVG         | G          | AB         | R         | H          | 2B        | 3B       | HR        | RBI       | SH       | SF       | HP       | BB        | SO         | SB        | CS       | OBP         | SLG         | OPS         | E         |
|----------------------|---------------|-------------|------------|------------|-----------|------------|-----------|----------|-----------|-----------|----------|----------|----------|-----------|------------|-----------|----------|-------------|-------------|-------------|-----------|
| 2019                 | Pulaski       | .240        | 14         | 50         | 9         | 12         | 2         | 0        | 2         | 11        | 0        | 0        | 0        | 7         | 11         | 3         | 1        | .333        | .400        | .733        | 0         |
|                      | Charleston    | .220        | 37         | 118        | 13        | 26         | 5         | 0        | 1         | 11        | 1        | 1        | 1        | 19        | 35         | 3         | 5        | .331        | .288        | .619        | 7         |
| 2020                 | Did not play  |             |            |            |           |            |           |          |           |           |          |          |          |           |            |           |          |             |             |             |           |
| 2021                 | Hudson Valley | .209        | 37         | 110        | 21        | 23         | 3         | 4        | 3         | 8         | 0        | 0        | 1        | 26        | 37         | 5         | 0        | .365        | .391        | .756        | 3         |
|                      | Somerset      | .182        | 35         | 99         | 18        | 18         | 4         | 0        | 4         | 17        | 1        | 1        | 0        | 17        | 40         | 5         | 1        | .299        | .343        | .642        | 3         |
| 2022                 | Somerset      | .333        | 29         | 66         | 12        | 22         | 8         | 1        | 2         | 16        | 0        | 0        | 1        | 10        | 26         | 3         | 1        | .429        | .576        | 1.005       | 0         |
|                      | Scranton/W-B  | .071        | 7          | 14         | 2         | 1          | 0         | 0        | 1         | 2         | 0        | 0        | 1        | 4         | 8          | 0         | 0        | .316        | .286        | .602        | 0         |
| <b>Minors Totals</b> |               | <b>.223</b> | <b>159</b> | <b>457</b> | <b>75</b> | <b>102</b> | <b>22</b> | <b>5</b> | <b>13</b> | <b>65</b> | <b>2</b> | <b>2</b> | <b>4</b> | <b>83</b> | <b>157</b> | <b>19</b> | <b>8</b> | <b>.346</b> | <b>.379</b> | <b>.725</b> | <b>13</b> |

**EASTMAN, COLTON JOHN...** RHP... **B-T:** R-R... **HT:** 6-2; **WT:** 190... **BORN:** August 22, 1996, Fresno, CA... **RESIDES:** Fresno... **HOW OBTAINED:** Selected by Phillies in 4th round of 2018 MLB Draft... **SIGNED BY:** Demerius Pittman... **EDUCATION:** Attended Cal State Fullerton... 2015 graduate of Central Union HS (CA)... **MISC:** Originally selected by MIN in 20th round of 2015 MLB Draft, but did not sign... In 3 collegiate seasons, went 20-7 with a 2.29 ERA in 42 games (39 starts).

**2022:** Began and finished season with Lehigh Valley (AAA)... Appeared in 9 games with Reading (AA) from 6/10-8/1... Combined, posted a 1.86 ERA (6 ER, 29.0 IP) in 5 June starts... **2021:** Began season with Reading... Promoted to Lehigh Valley, 9/7... Ranked T-2nd in SHO (1) among Triple-A East pitchers... Combined to post a 3.33 ERA (20 ER, 54.0 IP) and held LHH to a .189 AVG (17-90) in 15 games (11 starts)... Was on the IL, 6/14-8/13, with a right index finger fracture... Tossed his first professional shutout (6.0 IP), 9/22 at Buffalo... **2020:** Did not pitch... **2019:** Led all Phillies minor league pitchers in IP (128.2)... Began season with Lakewood (A)... Appeared in his first game with Clearwater (A), 5/2... Finished season at Reading... Recorded a season-high 11 SO, 5/26 at Jupiter... In 19 starts overall, posted a 3.54 ERA (42 ER, 106.2 IP)... **2018:** Began pro career with Williamsport (A)... Posted a 0.90 ERA (1 ER, 10.0 IP) with 13 SO and allowed 6 hits in his last 4 starts... Held opponents to a .200 AVG (4-20) with RISP.

| YEAR                 | CLUB          | W-L          | ERA         | G         | GS        | CG       | SHO      | SV       | IP           | H          | R          | ER         | HR        | HB       | BB         | SO         | WP        | BK       | AVG         |
|----------------------|---------------|--------------|-------------|-----------|-----------|----------|----------|----------|--------------|------------|------------|------------|-----------|----------|------------|------------|-----------|----------|-------------|
| 2018                 | Williamsport  | 0-2          | 3.00        | 8         | 8         | 0        | 0        | 0        | 18.0         | 18         | 6          | 6          | 1         | 0        | 7          | 23         | 0         | 0        | .269        |
| 2019                 | Lakewood      | 1-2          | 6.00        | 5         | 3         | 0        | 0        | 1        | 21.0         | 21         | 15         | 14         | 2         | 0        | 3          | 25         | 0         | 0        | .244        |
|                      | Clearwater    | 5-5          | 3.36        | 13        | 12        | 1        | 0        | 0        | 75.0         | 74         | 30         | 28         | 9         | 1        | 22         | 79         | 7         | 1        | .258        |
|                      | Reading       | 1-1          | 3.03        | 6         | 4         | 0        | 0        | 0        | 32.2         | 25         | 14         | 11         | 3         | 1        | 12         | 30         | 0         | 0        | .216        |
| 2020                 | Did not pitch |              |             |           |           |          |          |          |              |            |            |            |           |          |            |            |           |          |             |
| 2021                 | Reading       | 0-3          | 3.55        | 11        | 7         | 0        | 0        | 0        | 33.0         | 24         | 15         | 13         | 4         | 0        | 16         | 34         | 7         | 0        | .198        |
|                      | Lehigh Valley | 1-1          | 3.00        | 4         | 4         | 1        | 1        | 0        | 21.0         | 18         | 7          | 7          | 1         | 0        | 7          | 14         | 2         | 0        | .237        |
| 2022                 | Lehigh Valley | 1-7          | 5.83        | 16        | 15        | 1        | 0        | 0        | 54.0         | 41         | 36         | 35         | 4         | 6        | 44         | 53         | 5         | 1        | .211        |
|                      | Reading       | 1-3          | 3.26        | 9         | 9         | 0        | 0        | 0        | 47.0         | 41         | 20         | 17         | 8         | 1        | 22         | 33         | 3         | 0        | .236        |
| <b>Minors Totals</b> |               | <b>10-24</b> | <b>3.91</b> | <b>72</b> | <b>62</b> | <b>3</b> | <b>1</b> | <b>1</b> | <b>301.2</b> | <b>262</b> | <b>143</b> | <b>131</b> | <b>32</b> | <b>9</b> | <b>133</b> | <b>291</b> | <b>24</b> | <b>2</b> | <b>.234</b> |

**ESCALONA, YHOAN ELIAS...** C... **B-T:** R-R... **HT:** 6-2; **WT:** 185... **BORN:** November 4, 2005, Barquismeto, VZ... **RESIDES:** Barquismeto... **HOW OBTAINED:** Signed by Phillies as an amateur free agent, 1/15/23... **SIGNED BY:** Franklin Rojas.

**ESCOBAR, AGNNEL AROON (Aroon)...** INF... **B-T:** R-R... **HT:** 5-11; **WT:** 180... **BORN:** January 1, 2005, Caracas, VZ... **RESIDES:** La Guaira, VZ... **HOW OBTAINED:** Signed by Phillies as an amateur free agent, 1/15/22... **SIGNED BY:** Rafael Álvarez and William Mota.

**2022:** Began professional career with Dominican Summer League Phillies Red (R)... Made his pro debut, 6/6 vs DSL Brewers... Tied for team lead with 3 home runs... Recorded more walks (11) than strikeouts (9) and posted a .434 OBP in 15 August games (53 PA).

| YEAR | CLUB           | AVG  | G  | AB  | R  | H  | 2B | 3B | HR | RBI | SH | SF | HP | BB | SO | SB | CS | OBP  | SLG  | OPS  | E |
|------|----------------|------|----|-----|----|----|----|----|----|-----|----|----|----|----|----|----|----|------|------|------|---|
| 2022 | DSL Phillies-R | .238 | 48 | 143 | 28 | 34 | 4  | 1  | 3  | 21  | 1  | 4  | 14 | 24 | 26 | 11 | 6  | .389 | .343 | .732 | 8 |

**ESCOBAR, DEREK ENRIQUE...** INF/OF... **B-T:** L-R... **HT:** 5-10; **WT:** 170... **BORN:** February 28, 2002, Sancti Spiritus, Cuba... **HOW OBTAINED:** Signed by Phillies as an amateur free agent, 11/7/18... **SIGNED BY:** Carlos Salas and Andrés Hiraldo.

**2022:** Spent entire season with Dominican Summer League Phillies White (R)... Ranked 3rd on team in OBP (min. 100 PA)... Recorded a .490 OBP in 17 July games (51 PA)... **2021:** Spent entire season with DSL Phillies Red, leading the club in HBP (10)... Did not commit an error at 1st base (3 G), 2nd base (1 G), LF (8 G) and RF (22 G)... **2020:** Did not play... **2019:** Began professional career with DSL Phillies Red... Did not commit an error at 2nd base (15 G), LF (7 G), CF (7 G) and RF (5 G).

| YEAR                 | CLUB           | AVG         | G          | AB         | R         | H         | 2B       | 3B       | HR       | RBI       | SH       | SF       | HP        | BB        | SO        | SB        | CS        | OBP         | SLG         | OPS         | E        |
|----------------------|----------------|-------------|------------|------------|-----------|-----------|----------|----------|----------|-----------|----------|----------|-----------|-----------|-----------|-----------|-----------|-------------|-------------|-------------|----------|
| 2019                 | DSL Phillies-R | .270        | 33         | 111        | 20        | 30        | 4        | 1        | 1        | 9         | 2        | 1        | 8         | 19        | 27        | 12        | 11        | .410        | .351        | .761        | 0        |
| 2020                 | Did not play   |             |            |            |           |           |          |          |          |           |          |          |           |           |           |           |           |             |             |             |          |
| 2021                 | DSL Phillies-R | .178        | 37         | 73         | 15        | 13        | 0        | 0        | 0        | 3         | 1        | 0        | 10        | 15        | 17        | 10        | 3         | .388        | .178        | .566        | 0        |
| 2022                 | DSL Phillies-W | .210        | 45         | 100        | 26        | 21        | 1        | 0        | 1        | 5         | 3        | 0        | 4         | 29        | 29        | 17        | 5         | .406        | .250        | .656        | 4        |
| <b>Minors Totals</b> |                | <b>.225</b> | <b>115</b> | <b>284</b> | <b>61</b> | <b>64</b> | <b>5</b> | <b>1</b> | <b>2</b> | <b>17</b> | <b>6</b> | <b>1</b> | <b>22</b> | <b>63</b> | <b>73</b> | <b>39</b> | <b>19</b> | <b>.403</b> | <b>.271</b> | <b>.674</b> | <b>4</b> |

**ESTANISTA, JAYDENN ZACHERY...** RHP... **B-T:** R-R... **HT:** 6-3; **WT:** 167... **BORN:** October 3, 2001, Willemstad, Curaçao... **RESIDES:** Willemstad... **HOW OBTAINED:** Signed by Phillies as an amateur free agent, 11/8/19... **SIGNED BY:** Carlos Salas and Dargello Lodowica.

**2022:** Spent entire season with Florida Complex League Phillies (R)... Held RHH to a .118 AVG (8-68)... Posted a 0.64 ERA in 5 July games (1 ER, 14.0 IP)... **2021:** Began professional career with Dominican Summer League Phillies White (R)... Held LHH to a .161 AVG (5-31) with 0 XBH... **2020:** Did not pitch.

| YEAR                 | CLUB           | W-L        | ERA         | G         | GS        | CG       | SHO      | SV       | IP          | H         | R         | ER        | HR       | HB       | BB        | SO        | WP       | BK       | AVG         |
|----------------------|----------------|------------|-------------|-----------|-----------|----------|----------|----------|-------------|-----------|-----------|-----------|----------|----------|-----------|-----------|----------|----------|-------------|
| 2020                 | Did not pitch  |            |             |           |           |          |          |          |             |           |           |           |          |          |           |           |          |          |             |
| 2021                 | DSL Phillies-W | 1-1        | 3.23        | 10        | 6         | 0        | 0        | 1        | 30.2        | 19        | 12        | 11        | 1        | 3        | 19        | 33        | 6        | 0        | .188        |
| 2022                 | FCL Phillies   | 3-0        | 2.01        | 12        | 5         | 0        | 0        | 0        | 31.1        | 14        | 9         | 7         | 3        | 1        | 16        | 35        | 1        | 0        | .139        |
| <b>Minors Totals</b> |                | <b>4-1</b> | <b>2.61</b> | <b>22</b> | <b>11</b> | <b>0</b> | <b>0</b> | <b>1</b> | <b>62.0</b> | <b>33</b> | <b>21</b> | <b>18</b> | <b>4</b> | <b>4</b> | <b>35</b> | <b>68</b> | <b>7</b> | <b>0</b> | <b>.163</b> |

**FARMER, EZRA JOSHUA... OF... B-T:** L-L... **HT:** 6-0; **WT:** 165... **BORN:** June 10, 2003, Riverside, CA... **RESIDES:** Gilbert, AZ... **HOW OBTAINED:** Signed by Phillies as a non-drafted free agent, 7/23/22... **SIGNED BY:** Zach Friedman... **EDUCATION:** 2022 graduate of Tahquitz HS (CA).

**2022:** Began professional career with Florida Complex League Phillies (R)... Made his pro debut, 8/9 at FCL Yankees... Defensively, made starts at LF (3) and RF (2)... Participated in Florida Instructional League.

| YEAR | CLUB         | AVG  | G | AB | R | H | 2B | 3B | HR | RBI | SH | SF | HP | BB | SO | SB | CS | OBP  | SLG  | OPS  | E |
|------|--------------|------|---|----|---|---|----|----|----|-----|----|----|----|----|----|----|----|------|------|------|---|
| 2022 | FCL Phillies | .111 | 8 | 18 | 3 | 2 | 1  | 0  | 0  | 3   | 0  | 0  | 1  | 2  | 11 | 1  | 1  | .238 | .167 | .405 | 0 |

**FAUSNAUGHT, BRAEDEN SCOTT... LHP... B-T:** L-L... **HT:** 6-3; **WT:** 235... **BORN:** July 29, 1999, Danville, PA... **RESIDES:** Ephrata, PA... **HOW OBTAINED:** Signed by the Phillies as a non-drafted free agent, 7/30/22... **SIGNED BY:** Jeff Zona Jr... **EDUCATION:** 2022 graduate of West Chester University (PA)... 2017 graduate of Danville HS.

**2022:** Began professional career with Florida Complex League Phillies (R)... Made his pro debut, 8/20 at FCL Tigers... Participated in Florida Instructional League.

| YEAR | CLUB         | W-L | ERA  | G | GS | CG | SHO | SV | IP  | H | R | ER | HR | HB | BB | SO | WP | BK | AVG  |
|------|--------------|-----|------|---|----|----|-----|----|-----|---|---|----|----|----|----|----|----|----|------|
| 2022 | FCL Phillies | 0-0 | 0.00 | 2 | 0  | 0  | 0   | 0  | 2.0 | 0 | 0 | 0  | 0  | 0  | 0  | 3  | 0  | 0  | .000 |

**FERGUS, CADE... OF... B-T:** R-R... **HT:** 6-3; **WT:** 195... **BORN:** August 22, 2000, Plantation, FL... **RESIDES:** Plantation... **HOW OBTAINED:** Selected by Phillies in 13th round of 2022 MLB Draft... **SIGNED BY:** Jeff Zona Jr... **EDUCATION:** 2022 graduate of George Washington University (DC)... 2018 graduate of St. Thomas Aquinas HS (FL)... **MISC:** Named to Atlantic-10 All Conference First Team in 2022... In his collegiate senior season, posted a slash line of .315/.405/.601 and hit 13 home runs.

**2022:** Began professional career with Clearwater (A)... Batted a solo home run in his pro debut on 8/2 at Tampa... Defensively, made starts in CF (22) and RF (6)... Participated in Florida Instructional League.

| YEAR | CLUB       | AVG  | G  | AB | R  | H  | 2B | 3B | HR | RBI | SH | SF | HP | BB | SO | SB | CS | OBP  | SLG  | OPS  | E |
|------|------------|------|----|----|----|----|----|----|----|-----|----|----|----|----|----|----|----|------|------|------|---|
| 2022 | Clearwater | .168 | 29 | 95 | 14 | 16 | 1  | 1  | 4  | 12  | 0  | 0  | 6  | 14 | 51 | 6  | 1  | .313 | .326 | .639 | 1 |

**FERNANDEZ, EDUARDO JOSÉ... LHP... B-T:** L-L... **HT:** 6-0; **WT:** 175... **BORN:** September 4, 2004, Ejido, VZ... **RESIDES:** Ejido... **HOW OBTAINED:** Signed by Phillies as an amateur free agent, 1/15/23... **SIGNED BY:** Franklin Rojas.

**FERREBUS, ALIRIO DE JESUS... C... B-T:** R-R... **HT:** 6-2; **WT:** 174... **BORN:** September 12, 2005, Maracaibo, VZ... **RESIDES:** Maracaibo... **HOW OBTAINED:** Signed by Phillies as an amateur free agent, 1/15/23... **SIGNED BY:** Elvis García.

**FERRERAS, ANGEL WILMY... RHP... B-T:** R-R... **HT:** 6-4; **WT:** 185... **BORN:** March 26, 2003, Santo Domingo, DR... **RESIDES:** Santo Domingo... **HOW OBTAINED:** Signed by Phillies as an amateur free agent, 10/21/22... **SIGNED BY:** Carlos Salas and Victor Santana.

**FLORES, WILFREDO... INF... B-T:** S-R... **HT:** 5-10; **WT:** 195... **BORN:** May 14, 2000, Santo Domingo, DR... **RESIDES:** Santo Domingo... **HOW OBTAINED:** Signed by Phillies as an amateur free agent, 5/8/18... **SIGNED BY:** Carlos Salas and Luis García.

**2022:** Spent entire season with Clearwater (A)... Posted a .315 AVG and a .721 OPS in 21 May games (74 PA)... Recorded a .386 AVG (22-57) on first pitches... Made starts at every OF position... **2021:** Appeared in 12 games with Florida Complex League Phillies (R) and 5 with Clearwater... Was on the IL twice: 8/7-9/6 (right hamstring strain) and 9/12-end of season (right wrist sprain)... Participated in Florida Instructional League... **2020:** Participated in FIL... **2019:** Spent entire season with Gulf Coast League Phillies East (R)... Batted .516 (16-31) against LHP... Recorded consecutive 4-hit games, 7/2-3... Defensively, made starts at 2nd base (9), 3rd base (7), SS (1) and in LF (11)... Participated in FIL... **2018:** Began professional career with Dominican Summer League Phillies Red (R)... Ranked T-8th in the DSL in hits... Hit .333 (61-183), 10 2B and 2 3B against RHP... Batted .391 (9-23) with RISP and 2 outs.

| YEAR                 | CLUB           | AVG         | G          | AB         | R         | H          | 2B        | 3B       | HR       | RBI       | SH       | SF       | HP       | BB        | SO         | SB        | CS        | OBP         | SLG         | OPS         | E         |
|----------------------|----------------|-------------|------------|------------|-----------|------------|-----------|----------|----------|-----------|----------|----------|----------|-----------|------------|-----------|-----------|-------------|-------------|-------------|-----------|
| 2018                 | DSL Phillies-R | .320        | 62         | 228        | 35        | 73         | 12        | 2        | 0        | 21        | 2        | 1        | 5        | 24        | 48         | 18        | 11        | .395        | .390        | .786        | 12        |
| 2019                 | GCL Phillies-E | .342        | 32         | 120        | 20        | 41         | 6         | 2        | 0        | 11        | 4        | 1        | 1        | 4         | 16         | 9         | 4         | .365        | .425        | .790        | 9         |
| 2020                 | Did not play   |             |            |            |           |            |           |          |          |           |          |          |          |           |            |           |           |             |             |             |           |
| 2021                 | FCL Phillies   | .222        | 12         | 27         | 6         | 6          | 0         | 0        | 2        | 6         | 0        | 0        | 1        | 2         | 5          | 1         | 0         | .300        | .444        | .744        | 2         |
|                      | Clearwater     | .417        | 5          | 12         | 1         | 5          | 1         | 0        | 0        | 1         | 0        | 0        | 0        | 3         | 0          | 1         | 0         | .417        | .500        | .917        | 1         |
| 2022                 | Clearwater     | .258        | 88         | 302        | 29        | 78         | 10        | 2        | 3        | 30        | 0        | 3        | 2        | 11        | 53         | 8         | 4         | .286        | .334        | .620        | 2         |
| <b>Minors Totals</b> |                | <b>.295</b> | <b>199</b> | <b>689</b> | <b>91</b> | <b>203</b> | <b>29</b> | <b>6</b> | <b>5</b> | <b>69</b> | <b>6</b> | <b>5</b> | <b>9</b> | <b>41</b> | <b>125</b> | <b>36</b> | <b>20</b> | <b>.340</b> | <b>.376</b> | <b>.716</b> | <b>26</b> |

SCOUTING & PLAYER DEV.

**FLORES, YEMAL MANUEL...** **OF...** **B-T:** R-R... **HT:** 5-11; **WT:** 206... **BORN:** November 22, 2003, San Isidro, DR... **RESIDES:** San Isidro... **HOW OBTAINED:** Signed by Phillies as an amateur free agent, 1/15/21... **SIGNED BY:** Carlos Salas and Luis García.

**2022:** Spent season with Florida Complex League Phillies (R)... Did not commit an error in his 38 total chances across all 3 OF positions... Participated in Florida Instructional League... **2021:** Began professional career with Dominican Summer League Phillies White (R)... In 10 August games, batted .355 (11-31), 6 2B, 3B, HR, 7 RBI, 11 R, 9 BB and a 1.210 OPS... Defensively, made starts at each OF position.

| YEAR                 | CLUB           | AVG         | G         | AB         | R         | H         | 2B        | 3B       | HR       | RBI       | SH       | SF       | HP       | BB        | SO        | SB        | CS       | OBP         | SLG         | OPS         | E        |
|----------------------|----------------|-------------|-----------|------------|-----------|-----------|-----------|----------|----------|-----------|----------|----------|----------|-----------|-----------|-----------|----------|-------------|-------------|-------------|----------|
| 2021                 | DSL Phillies-W | .171        | 37        | 117        | 18        | 20        | 9         | 1        | 2        | 14        | 0        | 0        | 2        | 21        | 50        | 7         | 1        | .307        | .316        | .623        | 3        |
| 2022                 | FCL Phillies   | .160        | 34        | 100        | 9         | 16        | 2         | 1        | 3        | 13        | 0        | 2        | 2        | 12        | 46        | 3         | 1        | .259        | .290        | .549        | 0        |
| <b>Minors Totals</b> |                | <b>.166</b> | <b>71</b> | <b>217</b> | <b>27</b> | <b>36</b> | <b>11</b> | <b>2</b> | <b>5</b> | <b>27</b> | <b>0</b> | <b>2</b> | <b>4</b> | <b>33</b> | <b>96</b> | <b>10</b> | <b>2</b> | <b>.285</b> | <b>.304</b> | <b>.589</b> | <b>3</b> |

**FOWLER, JORDAN SCOTT...** **LHP...** **B-T:** L-L... **HT:** 6-3; **WT:** 175... **BORN:** March 9, 1999, Union City, TN... **RESIDES:** Union City... **HOW OBTAINED:** Signed by Phillies as a non-drafted free agent, 6/14/20... **SIGNED BY:** Justin Munson... **EDUCATION:** Attended University of Central Missouri and University of Mississippi... 2017 graduate of Dyer County HS (TN)... **MISC:** Originally selected by TEX in 26th round of 2017 MLB Draft, but did not sign... In 2018 at Ole Miss, was selected as a Freshman All-American by *Collegiate Baseball* and the National Collegiate Baseball Writers Association.

**2022:** Spent majority of season with Clearwater (A)... Finished the season with a scoreless appearance with Jersey Shore (A)... Posted a 1.54 ERA (2 ER, 11.2 IP) in 6 June games... Posted an ERA of 2.00 or lower in 4 of 5 months... **2021:** Spent entire season on the IL (left elbow loose bodies), which included a rehab assignment to Florida Complex League Phillies (R) that began on 8/27... **2020:** Participated in Florida Instructional League.

| YEAR                 | CLUB          | W-L        | ERA         | G         | GS       | CG       | SHO      | SV       | IP          | H         | R         | ER        | HR       | HB       | BB        | SO        | WP       | BK       | AVG         |  |
|----------------------|---------------|------------|-------------|-----------|----------|----------|----------|----------|-------------|-----------|-----------|-----------|----------|----------|-----------|-----------|----------|----------|-------------|--|
| 2020                 | Did not pitch |            |             |           |          |          |          |          |             |           |           |           |          |          |           |           |          |          |             |  |
| 2021                 | FCL Phillies  | 1-0        | 3.38        | 7         | 1        | 0        | 0        | 0        | 8.0         | 8         | 3         | 3         | 1        | 0        | 1         | 4         | 0        | 0        | .242        |  |
| 2022                 | Clearwater    | 2-2        | 2.65        | 19        | 6        | 0        | 0        | 0        | 54.1        | 50        | 22        | 16        | 8        | 4        | 11        | 51        | 2        | 1        | .244        |  |
|                      | Jersey Shore  | 0-0        | 0.00        | 1         | 0        | 0        | 0        | 0        | 2.0         | 1         | 0         | 0         | 0        | 0        | 1         | 2         | 0        | 0        | .125        |  |
| <b>Minors Totals</b> |               | <b>3-2</b> | <b>2.66</b> | <b>27</b> | <b>7</b> | <b>0</b> | <b>0</b> | <b>0</b> | <b>64.1</b> | <b>59</b> | <b>25</b> | <b>19</b> | <b>9</b> | <b>4</b> | <b>13</b> | <b>57</b> | <b>2</b> | <b>1</b> | <b>.240</b> |  |

**FRANCISCO, CARLOS ANTONIO...** **RHP...** **B-T:** R-R... **HT:** 6-3; **WT:** 218... **BORN:** July 2, 1999, Bayamon, PR... **RESIDES:** Orlando, FL... **HOW OBTAINED:** Selected by Phillies in 28th round of 2019 MLB Draft... **SIGNED BY:** Jeff Zona Jr... **EDUCATION:** 2019 graduate of Hillsborough CC (FL)... 2017 graduate of Oak Ridge HS (FL).

**2022:** Spent season with Jersey Shore (A)... In 9 August appearances (11.0 IP), did not allow a run and posted a 0.64 WHIP (4 BB, 8 H)... Struck out 26.6% (55-207) of batters faced... **2021:** Combined for 35 strikeouts in 28.1 innings... Split time between Clearwater (A) and Jersey Shore... Was on the COVID-related IL, 8/3-27, which included a rehab assignment at Florida Complex League Phillies (R)... Following the season, pitched for Mayaguez in the Puerto Rican Winter League... **2020:** Did not pitch... **2019:** Began professional career with Gulf Coast League Phillies East (R)... Participated in Florida Instructional League.

| YEAR                 | CLUB           | W-L        | ERA         | G         | GS       | CG       | SHO      | SV       | IP          | H         | R         | ER        | HR       | HB       | BB        | SO         | WP        | BK       | AVG         |
|----------------------|----------------|------------|-------------|-----------|----------|----------|----------|----------|-------------|-----------|-----------|-----------|----------|----------|-----------|------------|-----------|----------|-------------|
| 2019                 | GCL Phillies-E | 3-2        | 3.68        | 14        | 0        | 0        | 0        | 0        | 22.0        | 24        | 11        | 9         | 0        | 3        | 3         | 19         | 4         | 0        | .276        |
| 2020                 | Did not pitch  |            |             |           |          |          |          |          |             |           |           |           |          |          |           |            |           |          |             |
| 2021                 | Clearwater     | 1-0        | 2.84        | 14        | 0        | 0        | 0        | 3        | 12.2        | 8         | 6         | 4         | 2        | 0        | 7         | 18         | 1         | 0        | .178        |
|                      | Jersey Shore   | 2-0        | 6.14        | 11        | 0        | 0        | 0        | 0        | 14.2        | 13        | 10        | 10        | 2        | 3        | 8         | 17         | 0         | 0        | .224        |
|                      | FCL Phillies   | 0-0        | 18.00       | 1         | 0        | 0        | 0        | 0        | 1.0         | 3         | 2         | 2         | 0        | 1        | 0         | 0          | 0         | 0        | .750        |
| 2022                 | Jersey Shore   | 1-3        | 5.13        | 41        | 0        | 0        | 0        | 0        | 47.1        | 35        | 35        | 27        | 2        | 1        | 28        | 55         | 7         | 2        | .201        |
| <b>Minors Totals</b> |                | <b>7-5</b> | <b>4.79</b> | <b>81</b> | <b>0</b> | <b>0</b> | <b>0</b> | <b>3</b> | <b>97.2</b> | <b>83</b> | <b>64</b> | <b>52</b> | <b>6</b> | <b>8</b> | <b>46</b> | <b>109</b> | <b>12</b> | <b>2</b> | <b>.226</b> |

**FUENMAYOR, JAVIER ANTONIO...** **RHP...** **B-T:** R-R... **HT:** 6-2; **WT:** 205... **BORN:** January 20, 2003, Maracaibo, VZ... **RESIDES:** Maracaibo... **HOW OBTAINED:** Signed by Phillies as an amateur free agent, 8/2/19... **SIGNED BY:** Rafael Álvarez and Elvis García.

**2022:** Spent season with Dominican Summer League Phillies White (R)... In 4 August appearances (13.2 IP), posted a 0.95 WHIP (0 BB, 13H)... Held LHH to a .224 AVG (11-49)... **2021:** Began professional career with DSL Phillies Red... Posted a 1.66 ERA (4 ER, 21.2 IP) in 6 August games (5 starts)... In 6 relief appearances, posted a 2.60 ERA (5 ER, 17.1 IP)... Held LHH to a .214 AVG (15-70) and .243 SLG... **2020:** Did not pitch.

| YEAR                 | CLUB           | W-L        | ERA         | G         | GS        | CG       | SHO      | SV       | IP          | H         | R         | ER        | HR       | HB       | BB        | SO        | WP        | BK       | AVG         |
|----------------------|----------------|------------|-------------|-----------|-----------|----------|----------|----------|-------------|-----------|-----------|-----------|----------|----------|-----------|-----------|-----------|----------|-------------|
| 2020                 | Did not pitch  |            |             |           |           |          |          |          |             |           |           |           |          |          |           |           |           |          |             |
| 2021                 | DSL Phillies-R | 3-4        | 3.47        | 15        | 9         | 0        | 0        | 1        | 49.1        | 48        | 26        | 19        | 1        | 7        | 15        | 37        | 7         | 3        | .247        |
| 2022                 | DSL Phillies-W | 2-2        | 3.82        | 12        | 4         | 0        | 0        | 2        | 37.2        | 40        | 23        | 16        | 1        | 2        | 10        | 27        | 5         | 1        | .268        |
| <b>Minors Totals</b> |                | <b>5-6</b> | <b>3.62</b> | <b>27</b> | <b>13</b> | <b>0</b> | <b>0</b> | <b>3</b> | <b>87.0</b> | <b>88</b> | <b>49</b> | <b>35</b> | <b>2</b> | <b>9</b> | <b>25</b> | <b>64</b> | <b>12</b> | <b>4</b> | <b>.257</b> |

**GARBICK, ALEX WILLIAM... RHP... B-T:** R-R... **HT:** 6-2; **WT:** 215... **BORN:** June 4, 1998, Lock Haven, PA... **RESIDES:** Mill Hall, PA... **HOW OBTAINED:** Selected by Phillies in 17th round of 2021 MLB Draft... **SIGNED BY:** Aaron Jersild... **EDUCATION:** Attended University of South Carolina Upstate and Morehead State University (KY)... 2016 graduate of Central Mountain HS (PA)... **MISC:** Posted a 3.39 ERA with 74 strikeouts over 66.1 innings in 14 starts in 2021 at USCU... Pitched 3 seasons at Morehead State... Originally selected by NYY in 40th round of 2019 MLB Draft, but did not sign.

**2022:** Spent season with Clearwater (A)... Did not allow a run in 5 April games (10.0 IP)... Averaged 11.54 SO/9.0 IP (56 SO, 43.2 IP)... **2021:** Began professional career with Florida Complex League Phillies (R)... Promoted to Clearwater, 8/27... Participated in Florida Instructional League.

| YEAR                 | CLUB         | W-L        | ERA         | G         | GS       | CG       | SHO      | SV       | IP          | H         | R         | ER        | HR       | HB       | BB        | SO        | WP        | BK       | AVG         |
|----------------------|--------------|------------|-------------|-----------|----------|----------|----------|----------|-------------|-----------|-----------|-----------|----------|----------|-----------|-----------|-----------|----------|-------------|
| 2021                 | FCL Phillies | 0-0        | 7.20        | 3         | 0        | 0        | 0        | 0        | 5.0         | 5         | 4         | 4         | 1        | 0        | 6         | 7         | 3         | 0        | .238        |
|                      | Clearwater   | 0-1        | 9.49        | 4         | 1        | 0        | 0        | 0        | 12.1        | 16        | 14        | 13        | 1        | 2        | 9         | 13        | 2         | 0        | .333        |
| 2022                 | Clearwater   | 3-3        | 5.36        | 32        | 0        | 0        | 0        | 3        | 43.2        | 43        | 31        | 26        | 3        | 1        | 31        | 56        | 6         | 0        | .265        |
| <b>Minors Totals</b> |              | <b>3-4</b> | <b>6.34</b> | <b>39</b> | <b>1</b> | <b>0</b> | <b>0</b> | <b>3</b> | <b>61.0</b> | <b>64</b> | <b>49</b> | <b>43</b> | <b>5</b> | <b>3</b> | <b>46</b> | <b>76</b> | <b>11</b> | <b>0</b> | <b>.277</b> |

**GARCIA, ERIC... RHP... B-T:** R-R... **HT:** 6-5; **WT:** 230... **BORN:** May 12, 2000, Fajardo, PR... **RESIDES:** Melbourne, FL... **HOW OBTAINED:** Signed by Phillies as a non-drafted free agent, 7/26/23... **SIGNED BY:** Victor Gomez... **EDUCATION:** 2021 graduate of Eastern Florida State College.

**2022:** Began professional career with Florida Complex League Phillies (R)... Made his pro debut, 8/12 vs FCL Tigers... Held RHH to a .154 (2-13) AVG... Participated in Florida Instructional League.

| YEAR | CLUB         | W-L | ERA  | G | GS | CG | SHO | SV | IP  | H | R | ER | HR | HB | BB | SO | WP | BK | AVG  |
|------|--------------|-----|------|---|----|----|-----|----|-----|---|---|----|----|----|----|----|----|----|------|
| 2022 | FCL Phillies | 0-0 | 7.36 | 4 | 0  | 0  | 0   | 0  | 3.2 | 3 | 4 | 3  | 0  | 0  | 5  | 6  | 3  | 0  | .188 |

**GARCÍA, JORGE ADAN... OF... B-T:** L-R... **HT:** 5-11; **WT:** 145... **BORN:** February 6, 2004, Penonomé, Panama... **RESIDES:** Penonomé... **HOW OBTAINED:** Signed by Phillies as an amateur free agent, 1/21/21... **SIGNED BY:** Abdiel Ramos.

**2022:** Spent season with Dominican Summer League Phillies White (R)... Ranked 1st on team in hits and 3rd in AVG (min. 50 PA)... Led all Phillies short-season hitters in games played and runs... Participated in Florida Instructional League... **2021:** Began professional career with DSL Phillies White... Defensively, made starts at each OF position.

| YEAR                 | CLUB           | AVG         | G         | AB         | R         | H         | 2B        | 3B       | HR       | RBI       | SH       | SF       | HP       | BB        | SO        | SB        | CS       | OBP         | SLG         | OPS         | E        |
|----------------------|----------------|-------------|-----------|------------|-----------|-----------|-----------|----------|----------|-----------|----------|----------|----------|-----------|-----------|-----------|----------|-------------|-------------|-------------|----------|
| 2021                 | DSL Phillies-W | .308        | 9         | 26         | 8         | 8         | 3         | 0        | 0        | 4         | 0        | 0        | 0        | 6         | 5         | 2         | 0        | .438        | .423        | .861        | 0        |
| 2022                 | DSL Phillies-W | .308        | 54        | 156        | 30        | 48        | 12        | 1        | 1        | 28        | 0        | 2        | 6        | 13        | 41        | 8         | 2        | .379        | .417        | .796        | 0        |
| <b>Minors Totals</b> |                | <b>.308</b> | <b>63</b> | <b>182</b> | <b>38</b> | <b>56</b> | <b>15</b> | <b>1</b> | <b>1</b> | <b>32</b> | <b>0</b> | <b>2</b> | <b>6</b> | <b>19</b> | <b>46</b> | <b>10</b> | <b>2</b> | <b>.388</b> | <b>.418</b> | <b>.806</b> | <b>0</b> |

**GARCÍA, JOSBEL DANIEL... RHP... B-T:** R-R... **HT:** 6-0; **WT:** 165... **BORN:** March 30, 2004, Ciudad Bolívar, VZ... **RESIDES:** Maracay, VZ... **HOW OBTAINED:** Signed by Phillies as an amateur free agent, 10/22/21... **SIGNED BY:** William Mota.

**2022:** Began professional career with Dominican Summer League Phillies Red (R)... Made his pro debut, 6/10 vs DSL Rangers Red... Held RHH to a .212 AVG (11-52).

| YEAR | CLUB           | W-L | ERA  | G  | GS | CG | SHO | SV | IP   | H  | R  | ER | HR | HB | BB | SO | WP | BK | AVG  |
|------|----------------|-----|------|----|----|----|-----|----|------|----|----|----|----|----|----|----|----|----|------|
| 2022 | DSL Phillies-R | 2-0 | 4.70 | 11 | 0  | 0  | 0   | 1  | 23.0 | 22 | 13 | 12 | 2  | 2  | 9  | 15 | 3  | 0  | .247 |

**GARCÍA, YHOSWAR FRANCISCO... OF... B-T:** R-R... **HT:** 6-0; **WT:** 165... **BORN:** September 13, 2001, Guatire, VZ... **RESIDES:** Porlamar, VZ... **HOW OBTAINED:** Signed by Phillies as an amateur free agent, 3/14/20... **SIGNED BY:** Ebert Velásquez.

**2022:** Finished 2nd among all Phillies minor leaguers in stolen bases (32)... Spent majority of season with Clearwater (A)... Was on IL (right knee infection), 5/26-6/1... Placed on IL (left leg fracture), 6/3-end of season, which included a rehab assignment with Florida Complex League Phillies (R)... Had 7 multi-SB games, including a season-high 4 on 4/26 at Ft. Myers... Following the season, was rated as the fastest base runner and best athlete in the Phillies minor league system, according to *Baseball America*... **2021:** Played for Clearwater... Had 4 steals in his first game, 6/10 vs Tampa... Was 11-for-13 (84.6%) in stolen base attempts... Made starts in CF (8) and RF (10)... Was placed on the IL, 7/9, with a left calf contusion and missed the remainder of the season... Participated in Florida Instructional League... Following the season, was rated as the fastest base runner and best athlete in the Phillies minor league system, according to *Baseball America*... **2020:** Played for La Guaira in the Venezuelan Winter League... Following the season, was ranked as the No. 7 prospect in the Phillies minor league system by *Baseball America*.

| YEAR                 | CLUB         | AVG         | G         | AB         | R         | H         | 2B       | 3B       | HR       | RBI       | SH       | SF       | HP       | BB        | SO        | SB        | CS       | OBP         | SLG         | OPS         | E        |
|----------------------|--------------|-------------|-----------|------------|-----------|-----------|----------|----------|----------|-----------|----------|----------|----------|-----------|-----------|-----------|----------|-------------|-------------|-------------|----------|
| 2020                 | Did not play |             |           |            |           |           |          |          |          |           |          |          |          |           |           |           |          |             |             |             |          |
| 2021                 | Clearwater   | .229        | 18        | 70         | 7         | 16        | 1        | 1        | 0        | 8         | 0        | 0        | 1        | 6         | 23        | 11        | 2        | .299        | .271        | .570        | 1        |
| 2022                 | Clearwater   | .206        | 35        | 126        | 26        | 26        | 4        | 3        | 1        | 16        | 1        | 1        | 4        | 14        | 35        | 29        | 6        | .303        | .310        | .613        | 1        |
|                      | FCL Phillies | .333        | 2         | 6          | 0         | 2         | 0        | 0        | 0        | 1         | 0        | 0        | 0        | 1         | 1         | 3         | 1        | .429        | .333        | .762        | 0        |
| <b>Minors Totals</b> |              | <b>.218</b> | <b>55</b> | <b>202</b> | <b>33</b> | <b>44</b> | <b>5</b> | <b>4</b> | <b>1</b> | <b>25</b> | <b>1</b> | <b>1</b> | <b>5</b> | <b>21</b> | <b>59</b> | <b>43</b> | <b>9</b> | <b>.306</b> | <b>.297</b> | <b>.603</b> | <b>2</b> |

SCOUTING & PLAYER DEV.



**GARNETT, TRISTAN JEROME...** LHP... **B-T:** L-L... **HT:** 6-6; **WT:** 240... **BORN:** March 29, 1998, Portland, OR... **RESIDES:** Portland... **HOW OBTAINED:** Signed by Phillies as a non-drafted free agent, 7/20/21... **SIGNED BY:** Demerius Pittman... **EDUCATION:** Attended California State University, Dominguez Hills, and Linn-Benton Community College (OR)... 2016 graduate of Westview HS (OR).

**2022:** Ranked T-3rd among all Phillies minor league pitchers with a 1.80 ERA (min. 35.0 IP)... Averaged 12.60 SO/9.0 IP (49 SO, 35.0 IP) and posted a 8.17 SO/BB ratio (6 BB)... Started season with Clearwater (A)... Posted a 0.39 ERA (1 ER, 23.0 IP) over his first 14 games... Was on IL (left shoulder sprain), 4/15-5/24... Made one appearance with Florida Complex League Phillies (R), 6/9... Promoted to Jersey Shore (A), 8/29, where he finished the season... **2021:** Began professional career with FCL Phillies... Participated in Florida Instructional League.

| YEAR                 | CLUB         | W-L        | ERA         | G         | GS       | CG       | SHO      | SV       | IP          | H         | R         | ER        | HR       | HB       | BB        | SO        | WP       | BK       | AVG         |
|----------------------|--------------|------------|-------------|-----------|----------|----------|----------|----------|-------------|-----------|-----------|-----------|----------|----------|-----------|-----------|----------|----------|-------------|
| 2021                 | FCL Phillies | 1-3        | 6.57        | 7         | 0        | 0        | 0        | 0        | 12.1        | 21        | 9         | 9         | 2        | 0        | 6         | 14        | 2        | 0        | .382        |
| 2022                 | Clearwater   | 3-1        | 1.86        | 19        | 0        | 0        | 0        | 2        | 29.0        | 20        | 7         | 6         | 2        | 2        | 5         | 43        | 1        | 0        | .196        |
|                      | FCL Phillies | 0-0        | 0.00        | 1         | 0        | 0        | 0        | 0        | 1.2         | 1         | 0         | 0         | 0        | 0        | 1         | 0         | 0        | 0        | .200        |
|                      | Jersey Shore | 0-0        | 2.08        | 3         | 0        | 0        | 0        | 0        | 4.1         | 6         | 1         | 1         | 0        | 0        | 6         | 0         | 0        | 0        | .316        |
| <b>Minors Totals</b> |              | <b>4-4</b> | <b>3.04</b> | <b>30</b> | <b>0</b> | <b>0</b> | <b>0</b> | <b>2</b> | <b>47.1</b> | <b>48</b> | <b>17</b> | <b>16</b> | <b>4</b> | <b>2</b> | <b>12</b> | <b>63</b> | <b>3</b> | <b>0</b> | <b>.265</b> |

**GARRETT, DREW CHANDLER...** RHP... **B-T:** R-R... **HT:** 6-6; **WT:** 205... **BORN:** June 20, 2000, Columbia, MO... **RESIDES:** Columbia... **HOW OBTAINED:** Selected by Phillies in 19th round of 2022 MLB Draft... **SIGNED BY:** Justin Munson... **EDUCATION:** 2022 graduate of University of Missouri... 2018 graduate of Hickman HS (MO).

**2022:** Missed entire season (right elbow sprain).

| YEAR | CLUB                    | W-L | ERA | G | GS | CG | SHO | SV | IP | H | R | ER | HR | HB | BB | SO | WP | BK | AVG |
|------|-------------------------|-----|-----|---|----|----|-----|----|----|---|---|----|----|----|----|----|----|----|-----|
| 2022 | Injured – Did not pitch |     |     |   |    |    |     |    |    |   |   |    |    |    |    |    |    |    |     |

**GARRIDO, MAIKEL RAFAEL...** LHP... **B-T:** L-L... **HT:** 6-3; **WT:** 220... **BORN:** January 24, 2000, Tucacas, VZ... **RESIDES:** Tucacas... **HOW OBTAINED:** Signed by Phillies as an amateur free agent, 3/5/18... **SIGNED BY:** Rómulo Oliveros.

**2022:** Made 4 appearances for Florida Complex League Phillies (R)... **2021:** Spent majority of the season with Clearwater (A)... Made 2 appearances with FCL Phillies in July... Averaged 12.08 SO/9.0 IP (34 SO/25.1 IP)... Participated in Florida Instructional League... Following the season, pitched for Margarita in the Venezuelan Winter League... **2020:** Participated in FIL... **2019:** Spent entire season with Gulf Coast League Phillies East (R)... Participated in FIL... **2018:** Began professional career with Dominican Summer League Phillies White (R)... Participated in FIL.

| YEAR                 | CLUB           | W-L        | ERA         | G         | GS       | CG       | SHO      | SV       | IP          | H         | R         | ER        | HR       | HB       | BB        | SO        | WP        | BK       | AVG         |
|----------------------|----------------|------------|-------------|-----------|----------|----------|----------|----------|-------------|-----------|-----------|-----------|----------|----------|-----------|-----------|-----------|----------|-------------|
| 2018                 | DSL Phillies-W | 0-2        | 5.14        | 5         | 0        | 0        | 0        | 1        | 7.0         | 5         | 4         | 4         | 0        | 0        | 5         | 4         | 1         | 1        | .200        |
| 2019                 | GCL Phillies-E | 2-1        | 7.31        | 15        | 0        | 0        | 0        | 0        | 16.0        | 11        | 14        | 13        | 1        | 2        | 26        | 19        | 6         | 0        | .193        |
| 2020                 | Did not pitch  |            |             |           |          |          |          |          |             |           |           |           |          |          |           |           |           |          |             |
| 2021                 | Clearwater     | 2-0        | 5.48        | 14        | 0        | 0        | 0        | 0        | 23.0        | 30        | 18        | 14        | 3        | 2        | 20        | 29        | 4         | 0        | .303        |
|                      | FCL Phillies   | 0-0        | 3.86        | 2         | 0        | 0        | 0        | 0        | 2.1         | 1         | 2         | 1         | 0        | 1        | 4         | 5         | 1         | 0        | .091        |
| 2022                 | FCL Phillies   | 0-0        | 5.79        | 4         | 0        | 0        | 0        | 0        | 4.2         | 4         | 3         | 3         | 0        | 0        | 4         | 5         | 3         | 0        | .222        |
| <b>Minors Totals</b> |                | <b>4-3</b> | <b>5.94</b> | <b>40</b> | <b>0</b> | <b>0</b> | <b>0</b> | <b>1</b> | <b>53.0</b> | <b>51</b> | <b>41</b> | <b>35</b> | <b>4</b> | <b>5</b> | <b>59</b> | <b>62</b> | <b>15</b> | <b>1</b> | <b>.243</b> |

**GATIER, CLAUDIO...** LHP... **B-T:** L-L... **HT:** 6-3; **WT:** 180... **BORN:** May 25, 2002, Higüey, DR... **RESIDES:** Higüey... **HOW OBTAINED:** Signed by Phillies as an amateur free agent, 4/27/22... **SIGNED BY:** Carlos Salas and Victor Santana.

**GERMAN, JEFFREY MIGUEL...** RHP... **B-T:** R-R... **HT:** 6-3; **WT:** 175... **BORN:** October 26, 2004, Santo Domingo, DR... **RESIDES:** San Francisco de Macoris, DR... **HOW OBTAINED:** Signed by Phillies as an amateur free agent, 1/15/22... **SIGNED BY:** Carlos Salas and Luis García.

**2022:** Began professional career with Dominican Summer League Phillies Red (R)... Made pro debut, 6/6 vs DSL Brewers 1... Ranked 1st on team in ERA and opponent AVG (min. 30.0 IP).

| YEAR | CLUB           | W-L | ERA  | G  | GS | CG | SHO | SV | IP   | H  | R  | ER | HR | HB | BB | SO | WP | BK | AVG  |
|------|----------------|-----|------|----|----|----|-----|----|------|----|----|----|----|----|----|----|----|----|------|
| 2022 | DSL Phillies-R | 4-1 | 2.17 | 11 | 10 | 0  | 0   | 0  | 45.2 | 31 | 13 | 11 | 1  | 4  | 21 | 46 | 4  | 0  | .195 |

**GÓMEZ, LUIS DAVID...** RHP... **B-T:** R-R... **HT:** 6-0; **WT:** 205... **BORN:** May 14, 2001, Santa Teresa del Tuy, VZ... **RESIDES:** Santa Teresa del Tuy... **HOW OBTAINED:** Signed by Phillies as an amateur free agent, 7/14/17... **SIGNED BY:** Carlos Salas.

**2022:** Spent season with Dominican Summer League Phillies Red (R)... Did not allow a hit in 0-2 counts (0-39)... Participated in Florida Instructional League... **2021:** Did not allow an ER and posted a 0.68 WHIP in 9 relief appearances with DSL Phillies White... Ranked T-8th in the DSL in saves (5)... Did not allow a HR in the first three seasons of his professional career (227 batters faced)... **2020:** Did not pitch... **2019:** Spent entire season with DSL Phillies White... Limited LHH to a .185 AVG (5-27) with 0 XBH... **2018:** Began professional career with DSL Phillies Red... Transferred to DSL Phillies White on 6/20 for remainder of season... Held LHH to a .069 AVG (2-29)... Combined to post a 0.92 WHIP.

**GÓMEZ (continued)**

| YEAR                 | CLUB           | W-L         | ERA         | G         | GS       | CG       | SHO      | SV       | IP           | H         | R         | ER        | HR       | HB       | BB        | SO        | WP        | BK       | AVG         |
|----------------------|----------------|-------------|-------------|-----------|----------|----------|----------|----------|--------------|-----------|-----------|-----------|----------|----------|-----------|-----------|-----------|----------|-------------|
| 2018                 | DSL Phillies-R | 0-0         | 5.79        | 5         | 0        | 0        | 0        | 0        | 4.2          | 4         | 5         | 3         | 0        | 0        | 5         | 5         | 3         | 0        | .211        |
|                      | DSL Phillies-W | 2-0         | 1.40        | 4         | 3        | 0        | 0        | 0        | 19.1         | 9         | 3         | 3         | 0        | 0        | 4         | 11        | 1         | 0        | .134        |
|                      | DSL Combined   | 2-0         | 2.25        | 9         | 3        | 0        | 0        | 0        | 24.0         | 13        | 8         | 6         | 0        | 0        | 9         | 16        | 4         | 0        | .151        |
| 2019                 | DSL Phillies-W | 4-0         | 2.31        | 8         | 0        | 0        | 0        | 1        | 23.1         | 17        | 6         | 6         | 0        | 1        | 7         | 12        | 3         | 0        | .207        |
| 2020                 | Did not pitch  |             |             |           |          |          |          |          |              |           |           |           |          |          |           |           |           |          |             |
| 2021                 | DSL Phillies-W | 1-1         | 0.00        | 9         | 0        | 0        | 0        | 5        | 10.1         | 5         | 1         | 0         | 0        | 0        | 2         | 14        | 2         | 0        | .139        |
| 2022                 | DSL Phillies-R | 3-4         | 3.86        | 14        | 5        | 0        | 0        | 1        | 46.2         | 58        | 22        | 20        | 4        | 3        | 9         | 43        | 2         | 0        | .310        |
| <b>Minors Totals</b> |                | <b>10-5</b> | <b>2.76</b> | <b>40</b> | <b>8</b> | <b>0</b> | <b>0</b> | <b>7</b> | <b>104.1</b> | <b>93</b> | <b>37</b> | <b>32</b> | <b>4</b> | <b>4</b> | <b>27</b> | <b>85</b> | <b>11</b> | <b>0</b> | <b>.238</b> |

**GONZÁLEZ, DIEGO ANDRÉS...** INF... **B-T:** R-R... **HT:** 5-11; **WT:** 185... **BORN:** June 7, 2003, Barquisimeto, VZ... **RESIDES:** Barquisimeto... **HOW OBTAINED:** Signed by Phillies as an amateur free agent, 7/2/19... **SIGNED BY:** Rafael Álvarez and Franklin Rojas.

**2022:** Spent season with Florida Complex League Phillies (R)... Ranked T-2nd on team in OBP and 3rd in OPS (min. 100 PA)... Reached base safely in 14 of his first 16 games... **2021:** Began professional career with DSL Phillies Red... Made starts at 2nd base (4), 3rd base (3) and SS (36)... **2020:** Did not play.

| YEAR                 | CLUB           | AVG         | G         | AB         | R         | H         | 2B        | 3B       | HR       | RBI       | SH       | SF       | HP       | BB        | SO        | SB       | CS        | OBP         | SLG         | OPS         | E         |
|----------------------|----------------|-------------|-----------|------------|-----------|-----------|-----------|----------|----------|-----------|----------|----------|----------|-----------|-----------|----------|-----------|-------------|-------------|-------------|-----------|
| 2020                 | Did not play   |             |           |            |           |           |           |          |          |           |          |          |          |           |           |          |           |             |             |             |           |
| 2021                 | DSL Phillies-R | .274        | 43        | 146        | 20        | 40        | 7         | 1        | 1        | 18        | 0        | 3        | 2        | 12        | 22        | 3        | 7         | .331        | .356        | .688        | 7         |
| 2022                 | FCL Phillies   | .276        | 39        | 123        | 14        | 34        | 8         | 0        | 0        | 9         | 0        | 0        | 1        | 16        | 27        | 4        | 4         | .364        | .341        | .705        | 4         |
| <b>Minors Totals</b> |                | <b>.275</b> | <b>82</b> | <b>269</b> | <b>34</b> | <b>74</b> | <b>15</b> | <b>1</b> | <b>1</b> | <b>27</b> | <b>0</b> | <b>3</b> | <b>3</b> | <b>28</b> | <b>49</b> | <b>7</b> | <b>11</b> | <b>.347</b> | <b>.349</b> | <b>.696</b> | <b>11</b> |

**GONZÁLEZ, LUIS FERNANDO...** RHP... **B-T:** R-R... **HT:** 6-0; **WT:** 170... **BORN:** July 15, 2005, Barquisimeto, VZ... **RESIDES:** Barquisimeto... **HOW OBTAINED:** Signed by Phillies as an amateur free agent, 1/15/22... **SIGNED BY:** Carlos Salas and Franklin Rojas.

**2022:** Began professional career with Dominican Summer League Phillies Red (R)... Made his pro debut, 6/9 at DSL Rangers Blue... Posted a 6.00 SO/BB ratio (30 SO, 5 BB).

| YEAR | CLUB           | W-L | ERA  | G  | GS | CG | SHO | SV | IP   | H  | R  | ER | HR | HB | BB | SO | WP | BK | AVG  |
|------|----------------|-----|------|----|----|----|-----|----|------|----|----|----|----|----|----|----|----|----|------|
| 2022 | DSL Phillies-R | 4-5 | 3.71 | 11 | 11 | 0  | 0   | 0  | 51.0 | 53 | 25 | 21 | 2  | 5  | 5  | 30 | 1  | 2  | .268 |

**GRAVES, WILLIAM MAVIS (Mavis)...** LHP... **B-T:** L-L... **HT:** 6-6; **WT:** 205... **BORN:** November 20, 2003, Greenville, SC... **RESIDES:** Greer, SC... **HOW OBTAINED:** Selected by Phillies in 6th round of 2022 MLB Draft... **SIGNED BY:** Aaron Jersild... **EDUCATION:** 2022 graduate of Eastside HS (SC).

**2022:** Participated in Florida Instructional League.

**GUEVARA, JHORJAN JOSÉ...** OF... **B-T:** R-R... **HT:** 6-1; **WT:** 180... **BORN:** May 19, 2002, El Tigre, VZ... **RESIDES:** El Tigre... **HOW OBTAINED:** Signed by Phillies as an amateur free agent, 6/13/19... **SIGNED BY:** Jesús Méndez, Rafael Álvarez and Ebert Velásquez.

**2022:** Spent entire season with Dominican Summer League Phillies Red (R)... Posted a .378 OBP in 11 July games (37 PA)... **2021:** Began professional career with DSL Phillies Red... Made starts at each OF position... **2020:** Did not play... **2019:** Did not play.

| YEAR                 | CLUB           | AVG         | G         | AB         | R         | H         | 2B       | 3B       | HR       | RBI       | SH       | SF       | HP       | BB        | SO        | SB        | CS       | OBP         | SLG         | OPS         | E        |
|----------------------|----------------|-------------|-----------|------------|-----------|-----------|----------|----------|----------|-----------|----------|----------|----------|-----------|-----------|-----------|----------|-------------|-------------|-------------|----------|
| 2019                 | Did not play   |             |           |            |           |           |          |          |          |           |          |          |          |           |           |           |          |             |             |             |          |
| 2020                 | Did not play   |             |           |            |           |           |          |          |          |           |          |          |          |           |           |           |          |             |             |             |          |
| 2021                 | DSL Phillies-R | .224        | 44        | 134        | 12        | 30        | 5        | 0        | 1        | 15        | 0        | 1        | 3        | 15        | 37        | 10        | 9        | .314        | .284        | .598        | 0        |
| 2022                 | DSL Phillies-R | .215        | 27        | 79         | 12        | 17        | 4        | 0        | 0        | 7         | 0        | 0        | 4        | 8         | 15        | 4         | 0        | .319        | .266        | .585        | 1        |
| <b>Minors Totals</b> |                | <b>.221</b> | <b>71</b> | <b>213</b> | <b>24</b> | <b>47</b> | <b>9</b> | <b>0</b> | <b>1</b> | <b>22</b> | <b>0</b> | <b>1</b> | <b>7</b> | <b>23</b> | <b>52</b> | <b>14</b> | <b>9</b> | <b>.316</b> | <b>.277</b> | <b>.593</b> | <b>1</b> |

**GUTIERREZ, DARIAM JOSÉ...** OF... **B-T:** R-R... **HT:** 6-1; **WT:** 175... **BORN:** January 28, 2002, La Habana, Cuba... **RESIDES:** San Cristóbal, DR... **HOW OBTAINED:** Signed by Phillies as an amateur free agent, 12/6/21... **SIGNED BY:** Carlos Salas and Luis García.

**2022:** Began professional career with Dominican Summer League Phillies Red (R)... Made his pro debut, 6/7 vs DSL Rangers Blue... Transferred to DSL Phillies White on 6/16 for remainder of season... Posted a slash line of .365/.441/.577 (1.018 OPS) in 17 July games (59 PA)... Defensively made starts at every OF position... Participated in Florida Instructional League.

| YEAR                 | CLUB           | AVG         | G         | AB         | R         | H         | 2B       | 3B       | HR       | RBI       | SH       | SF       | HP       | BB        | SO        | SB        | CS       | OBP         | SLG         | OPS         | E        |
|----------------------|----------------|-------------|-----------|------------|-----------|-----------|----------|----------|----------|-----------|----------|----------|----------|-----------|-----------|-----------|----------|-------------|-------------|-------------|----------|
| 2022                 | DSL Phillies-R | .100        | 4         | 10         | 2         | 1         | 1        | 0        | 0        | 1         | 0        | 0        | 1        | 2         | 3         | 3         | 0        | .308        | .200        | .508        | 0        |
|                      | DSL Phillies-W | .275        | 40        | 120        | 22        | 33        | 6        | 2        | 2        | 26        | 0        | 2        | 3        | 15        | 27        | 13        | 3        | .364        | .408        | .772        | 3        |
|                      | DSL Combined   | .262        | 44        | 130        | 24        | 34        | 7        | 2        | 2        | 27        | 0        | 2        | 4        | 17        | 30        | 16        | 3        | .359        | .392        | .751        | 3        |
| <b>Minors Totals</b> |                | <b>.262</b> | <b>44</b> | <b>130</b> | <b>24</b> | <b>34</b> | <b>7</b> | <b>2</b> | <b>2</b> | <b>27</b> | <b>0</b> | <b>2</b> | <b>4</b> | <b>17</b> | <b>30</b> | <b>16</b> | <b>3</b> | <b>.359</b> | <b>.392</b> | <b>.751</b> | <b>3</b> |

SCOUTING & PLAYER DEV.

**HARPER, DANIEL HAYES... RHP... B-T:** R-R... **HT:** 6-4; **WT:** 225... **BORN:** June 1, 1999, Merriam, KS... **RESIDES:** Fairway, KS... **HOW OBTAINED:** Selected by Phillies in 17th round of 2022 MLB Draft... **SIGNED BY:** Timi Moni... **EDUCATION:** 2022 graduate of the University of Kentucky... 2017 graduate of Bishop Miege HS (KS).

**2022:** Began professional career with Clearwater (A)... Made his pro debut, 8/12 vs St. Lucie... Did not allow an earned run in 6 of 7 appearances... Participated in Florida Instructional League.

| YEAR | CLUB       | W-L | ERA  | G | GS | CG | SHO | SV | IP  | H | R | ER | HR | HB | BB | SO | WP | BK | AVG  |
|------|------------|-----|------|---|----|----|-----|----|-----|---|---|----|----|----|----|----|----|----|------|
| 2022 | Clearwater | 0-0 | 1.08 | 7 | 0  | 0  | 0   | 1  | 8.1 | 9 | 3 | 1  | 0  | 0  | 3  | 7  | 0  | 0  | .281 |

**HART, KYLE... LHP... B-T:** L-L... **HT:** 6-5; **WT:** 200... **BORN:** November 23, 1992, Cincinnati OH... **RESIDES:** Cincinnati... **HOW OBTAINED:** Signed by Phillies as a minor league free agent, 2/6/23... **SIGNED BY:** Blair Henry... **EDUCATION:** 2015 graduate of Indiana University... 2011 graduate of Sycamore HS (OH)... **MISC:** Originally selected by BOS in 19th round of 2016 MLB Draft.

**2022:** Split season between Worcester (AAA) and Portland (AA)... On COVID-related IL, 5/22-6/3... **2021:** Attended ML spring training with BOS for the second straight year... Spent entire season with Worcester... Ranked 3rd among BOS minor leaguers in innings... Made 20 or more starts for the 3rd time in his career... After posting a 6.68 ERA (23 ER, 31.0 IP) through his first 6 starts, recorded a 3.21 ERA (27 ER/75.2 IP) over his final 17 appearances (14 starts)... Tossed a 7.0-inning complete game on 7/14 vs SWB... **2020:** Attended ML spring training with BOS and made 4 appearances (3 starts) for them in the regular season... Placed on the IL on 9/2 with a left hip impingement... **2019:** Began season with Portland... Was part of a no-hitter on 4/25, starting and throwing 6.2 innings as 3 pitchers combined for the 4th no-hitter in team history... Promoted to Pawtucket (AAA) on 5/28... Named International League Pitcher of the Week, 5/27-6/2... **2018:** Selected as an Eastern League midseason All-Star... Spent entire season with Portland... Named EL Pitcher of the Week, 7/30-8/15... Made a professional-high 24 starts... On the IL, 5/2-10, with a left forearm contusion... **2017:** Ranked 2nd among BOS minor leaguers in ERA (2.15)... Held LHH to a .213 AVG and a .248 SLG (30-141, 2 2B, HR)... Began the year in Greenville (A), tossing 5.0+ innings with 2 ER or fewer in 8 of his 10 starts... Promoted to Salem (A) on 7/24, where he spent the remainder of the season... Posted a 2.19 ERA (9 ER, 37.0 IP) in his final 6 outings... **2016:** Began pro career with Gulf Coast League Red Sox (R).

| YEAR                 | CLUB          | W-L          | ERA          | G          | GS         | CG       | SHO      | SV       | IP           | H          | R          | ER         | HR        | HB        | BB         | SO         | WP        | BK       | AVG         |
|----------------------|---------------|--------------|--------------|------------|------------|----------|----------|----------|--------------|------------|------------|------------|-----------|-----------|------------|------------|-----------|----------|-------------|
| 2016                 | GCL Red Sox   | 0-2          | 2.31         | 4          | 4          | 0        | 0        | 0        | 11.2         | 12         | 5          | 3          | 0         | 0         | 2          | 19         | 1         | 0        | .261        |
| 2017                 | Greenville    | 4-2          | 1.90         | 13         | 10         | 0        | 0        | 0        | 66.1         | 50         | 15         | 14         | 0         | 2         | 17         | 57         | 0         | 0        | .211        |
|                      | Salem         | 0-0          | 2.49         | 9          | 9          | 0        | 0        | 0        | 50.2         | 45         | 15         | 14         | 5         | 1         | 23         | 52         | 1         | 0        | .241        |
| 2018                 | Portland      | 7-9          | 3.57         | 24         | 24         | 1        | 1        | 0        | 138.2        | 139        | 68         | 55         | 12        | 6         | 49         | 100        | 6         | 0        | .258        |
| 2019                 | Portland      | 3-6          | 2.91         | 9          | 9          | 1        | 0        | 0        | 55.2         | 39         | 19         | 18         | 3         | 7         | 17         | 60         | 2         | 0        | .199        |
|                      | Pawtucket     | 9-7          | 3.86         | 18         | 15         | 1        | 1        | 0        | 100.1        | 91         | 44         | 43         | 8         | 6         | 36         | 80         | 2         | 0        | .251        |
| 2020                 | BOSTON        | 0-1          | 15.55        | 4          | 3          | 0        | 0        | 0        | 11.0         | 24         | 21         | 19         | 4         | 0         | 10         | 13         | 0         | 1        | .429        |
| 2021                 | Worcester     | 6-9          | 4.22         | 23         | 20         | 1        | 0        | 0        | 106.2        | 100        | 58         | 50         | 19        | 8         | 47         | 90         | 2         | 3        | .246        |
| 2022                 | Worcester     | 5-2          | 5.63         | 9          | 4          | 1        | 0        | 0        | 38.1         | 41         | 26         | 24         | 7         | 1         | 19         | 32         | 3         | 0        | .270        |
|                      | Portland      | 2-1          | 4.91         | 15         | 6          | 0        | 0        | 0        | 44.0         | 40         | 25         | 24         | 6         | 3         | 14         | 42         | 1         | 0        | .242        |
| <b>Minors Totals</b> |               | <b>38-41</b> | <b>3.60</b>  | <b>124</b> | <b>101</b> | <b>5</b> | <b>2</b> | <b>0</b> | <b>612.1</b> | <b>557</b> | <b>275</b> | <b>245</b> | <b>60</b> | <b>34</b> | <b>224</b> | <b>532</b> | <b>18</b> | <b>3</b> | <b>.243</b> |
| <b>ML</b>            | <b>Totals</b> | <b>0-1</b>   | <b>15.55</b> | <b>4</b>   | <b>3</b>   | <b>0</b> | <b>0</b> | <b>0</b> | <b>11.0</b>  | <b>24</b>  | <b>21</b>  | <b>19</b>  | <b>4</b>  | <b>0</b>  | <b>10</b>  | <b>13</b>  | <b>0</b>  | <b>1</b> | <b>.429</b> |

**HELMIG, LOU MARTIN... OF... B-T:** L-R... **HT:** 6-5; **WT:** 198... **BORN:** May 1, 2003, Paderborn, Germany... **RESIDES:** Kallmünz, Germany... **HOW OBTAINED:** Signed by Phillies as an amateur free agent, 1/16/22... **SIGNED BY:** Claudio Scerrato.

**2022:** Began professional career with Florida Complex League Phillies (R)... Made his pro debut, 6/7 at FCL Blue Jays... Began his career with a 13-game on-base streak (6/7-6/25)... Posted a .373 OBP and a .746 OPS in 16 June games.

| YEAR | CLUB         | AVG  | G  | AB | R | H  | 2B | 3B | HR | RBI | SH | SF | HP | BB | SO | SB | CS | OBP  | SLG  | OPS  | E |
|------|--------------|------|----|----|---|----|----|----|----|-----|----|----|----|----|----|----|----|------|------|------|---|
| 2022 | FCL Phillies | .195 | 33 | 87 | 6 | 17 | 3  | 1  | 0  | 13  | 0  | 1  | 3  | 14 | 32 | 4  | 2  | .324 | .253 | .577 | 4 |

**HENDRICKSON, JOSHUA PATRICK (Josh)... LHP... B-T:** L-L... **HT:** 6-4; **WT:** 220... **BORN:** September 18, 1997, Ashford, Australia... **RESIDES:** Byford, Australia... **HOW OBTAINED:** Selected by Phillies in 38th round of 2019 MLB Draft... **SIGNED BY:** Mike Garcia... **EDUCATION:** Attended the University of San Diego (CA), Barton County CC (KS) and Ranger College (TX)... **MISC:** Originally selected by KC in 20th round of 2018 MLB Draft, but did not sign.

**2022:** Began season with Reading (AA)... Was on the IL (left UCL injury), 4/17-8/31, which included rehab assignments to Florida Complex League Phillies (R), Clearwater (A) and Jersey Shore (A)... Did not allow an earned run in 4 of his 5 rehab games (16.0 IP)... **2021:** Selected as an Organization All-Star by MiLB.com... Began season with Jersey Shore... Promoted to Reading, 6/8... Had a stint with Lehigh Valley (AAA), 9/13-21... Finished 2nd in IP (95.2) among all Phillies minor league pitchers... Overall, posted a 3.57 ERA (38 ER, 95.2 IP), limited opponents to a .220 AVG (76-345) and allowed 7.15 H/9.0 IP (76 H)... With RISP, held opponents to a .177 AVG (11-62)... Following the season, was rated as having the best control in the Phillies minor league system, according to *Baseball America*... **2020:** Did not pitch... **2019:** Began professional career with Gulf Coast League Phillies West (R)... Finished season with Lakewood (A)... Posted a 0.89 WHIP and averaged 10.70 SO/9.0 IP... Participated in Florida Instructional League... Following the season, pitched for Perth in Australian Baseball League.

## HENDRICKSON (continued)

| YEAR                 | CLUB           | W-L         | ERA         | G         | GS        | CG       | SHO      | SV       | IP           | H          | R         | ER        | HR        | HB        | BB        | SO         | WP       | BK       | AVG         |
|----------------------|----------------|-------------|-------------|-----------|-----------|----------|----------|----------|--------------|------------|-----------|-----------|-----------|-----------|-----------|------------|----------|----------|-------------|
| 2019                 | GCL Phillies-W | 2-1         | 3.50        | 11        | 2         | 0        | 0        | 1        | 18.0         | 14         | 7         | 7         | 2         | 0         | 3         | 22         | 2        | 0        | .212        |
|                      | Lakewood       | 1-1         | 0.47        | 5         | 2         | 0        | 0        | 0        | 19.0         | 11         | 5         | 1         | 1         | 2         | 5         | 22         | 0        | 0        | .175        |
| 2020                 | Did not pitch  |             |             |           |           |          |          |          |              |            |           |           |           |           |           |            |          |          |             |
| 2021                 | Jersey Shore   | 0-1         | 2.75        | 6         | 3         | 0        | 0        | 0        | 19.2         | 12         | 6         | 6         | 3         | 1         | 5         | 27         | 0        | 1        | .174        |
|                      | Reading        | 4-3         | 3.64        | 14        | 11        | 0        | 0        | 0        | 71.2         | 63         | 29        | 29        | 12        | 4         | 21        | 63         | 3        | 0        | .240        |
|                      | Lehigh Valley  | 0-1         | 6.23        | 1         | 0         | 0        | 0        | 0        | 4.1          | 1          | 3         | 3         | 0         | 0         | 6         | 3          | 0        | 0        | .071        |
| 2022                 | Reading        | 0-3         | 8.84        | 5         | 5         | 0        | 0        | 0        | 18.1         | 23         | 20        | 18        | 3         | 3         | 9         | 20         | 0        | 1        | .299        |
|                      | Clearwater     | 0-0         | 0.00        | 1         | 1         | 0        | 0        | 0        | 4.0          | 1          | 0         | 0         | 0         | 0         | 7         | 0          | 0        | 0        | .077        |
|                      | FCL Phillies   | 0-0         | 0.00        | 2         | 2         | 0        | 0        | 0        | 5.0          | 0          | 0         | 0         | 0         | 0         | 2         | 4          | 0        | 1        | .000        |
|                      | Jersey Shore   | 0-1         | 5.14        | 2         | 2         | 0        | 0        | 0        | 7.0          | 5          | 4         | 4         | 1         | 0         | 7         | 7          | 1        | 0        | .208        |
| <b>Minors Totals</b> |                | <b>7-11</b> | <b>3.66</b> | <b>47</b> | <b>28</b> | <b>0</b> | <b>0</b> | <b>1</b> | <b>167.0</b> | <b>130</b> | <b>74</b> | <b>68</b> | <b>22</b> | <b>10</b> | <b>58</b> | <b>175</b> | <b>6</b> | <b>2</b> | <b>.216</b> |

**HENRIQUEZ, JONH ENMANUEL**... RHP... B-T: R-R... HT: 6-0; WT: 187... BORN: San Francisco de Macoris, DR... RESIDES: San Francisco de Macoris... HOW OBTAINED: Signed by Phillies as an amateur free agent, 6/7/22... SIGNED BY: Carlos Salas and José Guzman.

2022: Began his professional career with Dominican Summer League Phillies Red (R)... Made his pro debut, 7/28 at DSL Tigers-2... Participated in Florida Instructional League.

| YEAR | CLUB           | W-L | ERA  | G | GS | CG | SHO | SV | IP  | H | R | ER | HR | HB | BB | SO | WP | BK | AVG  |
|------|----------------|-----|------|---|----|----|-----|----|-----|---|---|----|----|----|----|----|----|----|------|
| 2022 | DSL Phillies-R | 0-2 | 3.00 | 5 | 0  | 0  | 0   | 2  | 6.0 | 6 | 4 | 2  | 0  | 0  | 4  | 7  | 0  | 0  | .261 |

**HEREDIA, JOEL**... RHP... B-T: R-R... HT: 6-6; WT: 190... BORN: January 15, 2004, Santo Domingo, DR... RESIDES: Santo Domingo... HOW OBTAINED: Signed by Phillies as an amateur free agent, 7/29/22... SIGNED BY: Victor Santana.

**HEREDIA, RAYLIN**... OF... B-T: R-R... HT: 6-0; WT: 174... BORN: November 10, 2003, Santo Domingo, DR... RESIDES: Santo Domingo... HOW OBTAINED: Signed by Phillies as an amateur free agent, 1/15/21... SIGNED BY: Carlos Salas and Juan Feliciano.

2022: Spent season with Dominican Summer League Phillies White (R)... Ranked 2nd on the team in slugging percentage, 3rd in OPS (min. 100 PA) and 5th in AVG... Posted a slash line of .290/.338/.548 in 19 July games (68 PA)... Participated in Florida Instructional League... 2021: Began professional career with DSL Phillies Red... Made his pro debut, 7/24 vs DSL Phillies White.

| YEAR                 | CLUB           | AVG         | G         | AB         | R         | H         | 2B        | 3B       | HR       | RBI       | SH       | SF       | HP       | BB        | SO        | SB       | CS       | OBP         | SLG         | OPS         | E        |
|----------------------|----------------|-------------|-----------|------------|-----------|-----------|-----------|----------|----------|-----------|----------|----------|----------|-----------|-----------|----------|----------|-------------|-------------|-------------|----------|
| 2021                 | DSL Phillies-R | .500        | 2         | 4          | 0         | 2         | 0         | 0        | 0        | 1         | 0        | 0        | 0        | 0         | 1         | 0        | 0        | .500        | .500        | 1.000       | 0        |
| 2022                 | DSL Phillies-W | .273        | 51        | 172        | 27        | 47        | 16        | 5        | 2        | 33        | 0        | 2        | 3        | 13        | 49        | 7        | 1        | .332        | .459        | .791        | 1        |
| <b>Minors Totals</b> |                | <b>.278</b> | <b>53</b> | <b>176</b> | <b>27</b> | <b>49</b> | <b>16</b> | <b>5</b> | <b>2</b> | <b>34</b> | <b>0</b> | <b>2</b> | <b>3</b> | <b>13</b> | <b>50</b> | <b>7</b> | <b>1</b> | <b>.335</b> | <b>.460</b> | <b>.795</b> | <b>1</b> |

**HERNÁNDEZ, ANDRÉS ALEJANDRO**... INF... B-T: R-R... HT: 6-2; WT: 180... BORN: March 10, 2005... RESIDES: La Victoria, VZ... HOW OBTAINED: Signed by Phillies as an amateur free agent, 1/15/22... SIGNED BY: Rafael Álvarez and William Mota.

2022: Began professional career with Dominican Summer League Phillies White (R)... Made his pro debut, 6/6 at DSL Giants Black... Made 22 starts at 3rd base.

| YEAR | CLUB           | AVG  | G  | AB | R | H  | 2B | 3B | HR | RBI | SH | SF | HP | BB | SO | SB | CS | OBP  | SLG  | OPS  | E  |
|------|----------------|------|----|----|---|----|----|----|----|-----|----|----|----|----|----|----|----|------|------|------|----|
| 2022 | DSL Phillies-W | .147 | 27 | 68 | 9 | 10 | 2  | 1  | 0  | 9   | 0  | 1  | 2  | 14 | 23 | 0  | 1  | .306 | .206 | .512 | 12 |

**HERNÁNDEZ, CRISTIAN GREGORIO**... RHP... B-T: R-R... HT: 6-3; WT: 225... BORN: September 23, 2000, Cumaná, VZ... RESIDES: Cumaná... HOW OBTAINED: Signed by Phillies as an amateur free agent, 7/9/17... SIGNED BY: Ebert Velásquez.

2022: Spent season with Jersey Shore (A)... Posted a 1.54 ERA (2 ER, 11.2 IP) and struck out 25.6% (11-43) batters faced in 6 July games... Pitched for Surprise in Arizona Fall League... 2021: Spent majority of season with Clearwater (A)... Finished 2nd in strikeouts (94) among all Phillies minor league pitchers... Was on the COVID-related IL, 8/3-30, which included a rehab assignment with Florida Complex League Phillies (R)... Combined to average 11.18 SO/9.0 IP (94 SO/75.2 IP)... Held opponents to a .188 AVG (12-64) with RISP... Participated in Florida Instructional League... 2020: Participated in FIL... 2019: Did not pitch... Participated in FIL... 2018: Named a Dominican Summer League All-Star... Began professional career with DSL Phillies Red (R)... Allowed 1 or 0 BB in 11 of his 13 starts... Averaged 1.43 BB/9.0 IP... Earned first pro win, 7/18 vs DSL Mets-1... Participated in FIL.

| YEAR                 | CLUB           | W-L         | ERA         | G         | GS        | CG       | SHO      | SV       | IP           | H          | R          | ER        | HR        | HB        | BB        | SO         | WP        | BK       | AVG         |
|----------------------|----------------|-------------|-------------|-----------|-----------|----------|----------|----------|--------------|------------|------------|-----------|-----------|-----------|-----------|------------|-----------|----------|-------------|
| 2018                 | DSL Phillies-R | 2-3         | 2.57        | 13        | 13        | 0        | 0        | 0        | 63.0         | 62         | 28         | 18        | 2         | 3         | 10        | 49         | 5         | 0        | .250        |
| 2019                 | Did not pitch  |             |             |           |           |          |          |          |              |            |            |           |           |           |           |            |           |          |             |
| 2020                 | Did not pitch  |             |             |           |           |          |          |          |              |            |            |           |           |           |           |            |           |          |             |
| 2021                 | Clearwater     | 2-7         | 3.69        | 18        | 15        | 0        | 0        | 0        | 70.2         | 62         | 31         | 29        | 11        | 4         | 29        | 86         | 2         | 0        | .235        |
|                      | FCL Phillies   | 0-0         | 1.80        | 2         | 2         | 0        | 0        | 0        | 5.0          | 2          | 1          | 1         | 1         | 1         | 0         | 8          | 0         | 0        | .118        |
| 2022                 | Jersey Shore   | 5-3         | 4.70        | 29        | 9         | 0        | 0        | 1        | 74.2         | 79         | 44         | 39        | 7         | 5         | 19        | 67         | 5         | 0        | .269        |
| <b>Minors Totals</b> |                | <b>9-13</b> | <b>3.67</b> | <b>62</b> | <b>39</b> | <b>0</b> | <b>0</b> | <b>1</b> | <b>213.1</b> | <b>205</b> | <b>104</b> | <b>87</b> | <b>21</b> | <b>13</b> | <b>58</b> | <b>210</b> | <b>12</b> | <b>0</b> | <b>.249</b> |

**HERNÁNDEZ, FERNANDO JESÚS...** INF... **B-T:** R-R... **HT:** 5-8; **WT:** 170... **BORN:** March 30, 2003, Cabudare, VZ... **RESIDES:** Cabudare... **HOW OBTAINED:** Signed by Phillies as an amateur free agent, 7/2/19... **SIGNED BY:** Rafael Álvarez and Franklin Rojas.

**2022:** Spent season with Dominican Summer League Phillies White (R)... Recorded a .360 OBP in 14 June games (50 PA)... Made starts at every infield position and combined to record a .972 fielding percentage... **2021:** Began professional career with DSL Phillies Red... Made starts at 2nd base, 3rd base and SS... Did not commit an error in 54 total chances at 3rd base... **2020:** Did not play.

| YEAR                 | CLUB           | AVG         | G         | AB         | R         | H         | 2B        | 3B       | HR       | RBI       | SH       | SF       | HP       | BB        | SO        | SB        | CS       | OBP         | SLG         | OPS         | E        |
|----------------------|----------------|-------------|-----------|------------|-----------|-----------|-----------|----------|----------|-----------|----------|----------|----------|-----------|-----------|-----------|----------|-------------|-------------|-------------|----------|
| 2021                 | DSL Phillies-R | .274        | 37        | 106        | 18        | 29        | 6         | 0        | 0        | 9         | 0        | 0        | 5        | 15        | 30        | 11        | 4        | .389        | .330        | .719        | 4        |
| 2022                 | DSL Phillies-R | .179        | 48        | 145        | 21        | 26        | 7         | 2        | 2        | 21        | 0        | 2        | 3        | 20        | 36        | 6         | 3        | .288        | .297        | .585        | 5        |
| <b>Minors Totals</b> |                | <b>.219</b> | <b>85</b> | <b>251</b> | <b>39</b> | <b>55</b> | <b>13</b> | <b>2</b> | <b>2</b> | <b>30</b> | <b>0</b> | <b>2</b> | <b>8</b> | <b>35</b> | <b>66</b> | <b>17</b> | <b>7</b> | <b>.331</b> | <b>.311</b> | <b>.642</b> | <b>9</b> |

**HERNANDEZ, JAKOB...** LHP... **B-T:** L-L... **HT:** 6-4; **WT:** 267... **BORN:** May 19, 1996, Parker, CO... **RESIDES:** Georgetown, TX... **HOW OBTAINED:** Selected by Phillies in 21st round of 2017 MLB Draft... **SIGNED BY:** Brian Kohlscheen... **EDUCATION:** Attended University of Texas at Arlington and Seward County CC (KS)... 2014 graduate of Chaparral HS (CO).

**2022:** Spent entire season with Lehigh Valley (AAA)... Struck out 34.8% (69-198) of total batters faced... Did not allow a run in 15 consecutive appearances (5/26-7/17, 16.2 IP)... **2021:** Attended ML spring training as a non-roster invitee... Began season with Reading (AA), where he averaged 14.85 SO/9.0 IP (33 SO/20.0 IP)... Promoted to Lehigh Valley, 6/24... Among all Phillies minor league pitchers, finished T-2nd in games finished (18) and 3rd in appearances (42)... Overall, averaged 11.64 SO/9.0 IP (69 SO/53.1 IP)... Held LHH to a .203 AVG (15-74) with 3 XBH (2 2B, HR)... Tossed more than 1.0 inning in 18 games... **2020:** Did not pitch... **2019:** Spent entire season with Reading... Ranked 3rd among Eastern League pitchers in games (47)... Posted a 1.00 WHIP... In 23 road games, posted a 0.59 ERA (2 ER, 30.1 IP)... Limited opponents to a .163 AVG (8-49) with RISP... Tossed 2.0 or more innings in 18 of his relief appearances... **2018:** Spent entire season with Clearwater (A)... Named a Florida State League midseason All-Star... Averaged 11.72 SO/9.0 IP (92 SO/70.2 IP), the highest mark among qualifying FSL relievers... Ranked 3rd in the FSL in holds (8) and 5th in appearances (43)... Selected as Phillies Minor League Pitcher of the Week, 4/30-5/6... Pitched at least 2.0 innings in 20 of his 43 relief outings... **2017:** Began professional career with Gulf Coast League Phillies (R)... Earned first pro win, 8/3 at GCL Yankees East... Participated in Florida Instructional League.

| YEAR                 | CLUB          | W-L         | ERA         | G          | GS       | CG       | SHO      | SV        | IP           | H          | R         | ER        | HR        | HB       | BB        | SO         | WP        | BK       | AVG         |  |
|----------------------|---------------|-------------|-------------|------------|----------|----------|----------|-----------|--------------|------------|-----------|-----------|-----------|----------|-----------|------------|-----------|----------|-------------|--|
| 2017                 | GCL Phillies  | 1-0         | 1.64        | 9          | 0        | 0        | 0        | 1         | 11.0         | 9          | 3         | 2         | 0         | 1        | 0         | 15         | 1         | 0        | .237        |  |
| 2018                 | Clearwater    | 3-3         | 2.80        | 43         | 0        | 0        | 0        | 5         | 70.2         | 61         | 26        | 22        | 2         | 3        | 31        | 92         | 14        | 0        | .242        |  |
| 2019                 | Reading       | 5-1         | 1.68        | 47         | 1        | 0        | 0        | 5         | 69.2         | 43         | 14        | 13        | 4         | 0        | 27        | 73         | 5         | 0        | .178        |  |
| 2020                 | Did not pitch |             |             |            |          |          |          |           |              |            |           |           |           |          |           |            |           |          |             |  |
| 2021                 | Reading       | 1-1         | 4.50        | 15         | 0        | 0        | 0        | 4         | 20.0         | 18         | 11        | 10        | 3         | 1        | 5         | 33         | 0         | 0        | .237        |  |
|                      | Lehigh Valley | 3-2         | 4.86        | 27         | 0        | 0        | 0        | 2         | 33.1         | 32         | 21        | 18        | 2         | 1        | 16        | 36         | 3         | 0        | .252        |  |
| 2022                 | Lehigh Valley | 3-1         | 4.22        | 46         | 0        | 0        | 0        | 6         | 49.0         | 38         | 23        | 23        | 10        | 3        | 19        | 69         | 4         | 0        | .216        |  |
| <b>Minors Totals</b> |               | <b>16-8</b> | <b>3.12</b> | <b>187</b> | <b>1</b> | <b>0</b> | <b>0</b> | <b>23</b> | <b>253.2</b> | <b>201</b> | <b>98</b> | <b>88</b> | <b>21</b> | <b>9</b> | <b>98</b> | <b>318</b> | <b>27</b> | <b>0</b> | <b>.221</b> |  |

**HERNÁNDEZ, JEAN CARLOS...** RHP... **B-T:** R-R... **HT:** 6-1; **WT:** 205... **BORN:** October 22, 2002, Cristo Rey, DR... **RESIDES:** Cristo Rey... **HOW OBTAINED:** Signed by Phillies as an amateur free agent, 7/2/19... **SIGNED BY:** Carlos Salas and Juan Feliciano.

**2022:** Began professional career with Dominican Summer League Phillies Red (R)... Made his pro debut, 6/11 vs DSL Phillies White... **2021:** Missed the entire season (right shoulder surgery)... **2020:** Did not pitch.

| YEAR | CLUB                    | W-L | ERA  | G  | GS | CG | SHO | SV | IP   | H  | R  | ER | HR | HB | BB | SO | WP | BK | AVG  |  |
|------|-------------------------|-----|------|----|----|----|-----|----|------|----|----|----|----|----|----|----|----|----|------|--|
| 2020 | Did not pitch           |     |      |    |    |    |     |    |      |    |    |    |    |    |    |    |    |    |      |  |
| 2021 | Injured - Did not pitch |     |      |    |    |    |     |    |      |    |    |    |    |    |    |    |    |    |      |  |
| 2022 | DSL Phillies-R          | 1-0 | 6.66 | 11 | 4  | 0  | 0   | 0  | 25.2 | 34 | 20 | 19 | 2  | 2  | 16 | 15 | 4  | 0  | .347 |  |

**HERNÁNDEZ, MAXWEL ELIEZER...** RHP... **B-T:** R-R... **HT:** 6-2; **WT:** 190... **BORN:** May 14, 2003, Santo Domingo, DR... **RESIDES:** Villa Altigracia, DR... **HOW OBTAINED:** Signed by Phillies as an amateur free agent, 10/26/21... **SIGNED BY:** José Guzmán.

**2022:** Among all Phillies short-season pitchers (min. 40.0 IP), ranked 1st in ERA, opponent AVG, WHIP (0.81), strikeouts and games started... Led all qualifying Dominican Summer League pitchers in ERA and OPP AVG... Began professional career with DSL Phillies White (R)... Made his pro debut, 6/7 at DSL Tigers 1... Did not allow an earned run in his first 4 career starts (17.2 IP)... Held LHH to a .102 AVG (5-49).

| YEAR | CLUB           | W-L | ERA   | G  | GS | CG | SHO | SV | IP   | H  | R | ER | HR | HB | BB | SO | WP | BK | AVG   |
|------|----------------|-----|-------|----|----|----|-----|----|------|----|---|----|----|----|----|----|----|----|-------|
| 2022 | DSL Phillies-W | 3-2 | *0.72 | 11 | 11 | 0  | 0   | 0  | 49.2 | 24 | 9 | 4  | 1  | 9  | 16 | 51 | 4  | 2  | *.140 |

\* League leader

**HUGHES, JONATHAN CORY**... RHP... B-T: R-R... HT: 6-2; WT: 200... BORN: January 8, 1997, Decatur, GA... RESIDES: Flowery Branch, GA... HOW OBTAINED: Signed by Phillies as a non-drafted free agent, 6/15/20... SIGNED BY: Aaron Jersild... EDUCATION: 2020 graduate of Georgia Tech... 2015 graduate of Flowery Branch HS... MISC: Originally selected by BAL in 2nd round of 2015 MLB Draft, but did not sign.

2022: Spent season with Jersey Shore (A)... Was perfect in save opportunities (8-8) and finished tied for the team lead in saves... 2021: Spent first professional season with Jersey Shore... Began year with an 8.2-inning scoreless streak... In 10 relief appearances, went 4-1 with a 3.10 ERA (10 ER, 29.0 IP) and held opponents to a .231 AVG (25-108)... Participated in Florida Instructional League... 2020: Participated in FIL.

| YEAR                 | CLUB          | W-L         | ERA         | G         | GS        | CG       | SHO      | SV       | IP           | H          | R         | ER        | HR       | HB       | BB        | SO        | WP        | BK       | AVG         |
|----------------------|---------------|-------------|-------------|-----------|-----------|----------|----------|----------|--------------|------------|-----------|-----------|----------|----------|-----------|-----------|-----------|----------|-------------|
| 2020                 | Did not pitch |             |             |           |           |          |          |          |              |            |           |           |          |          |           |           |           |          |             |
| 2021                 | Jersey Shore  | 4-8         | 5.92        | 23        | 13        | 0        | 0        | 1        | 73.0         | 90         | 54        | 48        | 5        | 5        | 37        | 57        | 9         | 1        | .307        |
| 2022                 | Jersey Shore  | 0-5         | 3.59        | 35        | 0         | 0        | 0        | 8        | 42.2         | 40         | 22        | 17        | 1        | 4        | 16        | 36        | 3         | 0        | .244        |
| <b>Minors Totals</b> |               | <b>4-13</b> | <b>5.06</b> | <b>58</b> | <b>13</b> | <b>0</b> | <b>0</b> | <b>9</b> | <b>115.2</b> | <b>130</b> | <b>76</b> | <b>65</b> | <b>6</b> | <b>9</b> | <b>53</b> | <b>93</b> | <b>12</b> | <b>1</b> | <b>.284</b> |

**IBARRA, NEYKER ALEJANDRO**... LHP... B-T: L-L... HT: 6-0; WT: 225... BORN: March 30, 2002, Ocumare del Tuy, VZ... RESIDES: Santa Teresa, VZ... HOW OBTAINED: Signed by Phillies as an amateur free agent, 7/2/18... SIGNED BY: Rafael Álvarez and Ebert Velásquez.

2022: Pitched in 3 games for Dominican Summer League Phillies Red (R)... 2021: Appeared in 3 games with DSL Phillies Red... 2020: Did not pitch... 2019: Began professional career with DSL Phillies Red... Posted a 1.41 ERA (5 ER, 32.0 IP) over his final 7 starts.

| YEAR                 | CLUB           | W-L        | ERA         | G         | GS        | CG       | SHO      | SV       | IP          | H         | R         | ER        | HR       | HB       | BB        | SO        | WP        | BK       | AVG         |
|----------------------|----------------|------------|-------------|-----------|-----------|----------|----------|----------|-------------|-----------|-----------|-----------|----------|----------|-----------|-----------|-----------|----------|-------------|
| 2019                 | DSL Phillies-R | 2-5        | 2.89        | 13        | 12        | 0        | 0        | 0        | 53.0        | 50        | 26        | 17        | 3        | 4        | 11        | 48        | 7         | 1        | .244        |
| 2020                 | Did not pitch  |            |             |           |           |          |          |          |             |           |           |           |          |          |           |           |           |          |             |
| 2021                 | DSL Phillies-R | 0-0        | 2.70        | 3         | 0         | 0        | 0        | 0        | 3.1         | 1         | 1         | 1         | 0        | 1        | 3         | 2         | 2         | 0        | .111        |
| 2022                 | DSL Phillies-R | 0-0        | 2.25        | 3         | 0         | 0        | 0        | 0        | 4.0         | 5         | 2         | 1         | 0        | 1        | 3         | 2         | 1         | 0        | .357        |
| <b>Minors Totals</b> |                | <b>2-5</b> | <b>2.83</b> | <b>19</b> | <b>12</b> | <b>0</b> | <b>0</b> | <b>0</b> | <b>60.1</b> | <b>56</b> | <b>29</b> | <b>19</b> | <b>3</b> | <b>6</b> | <b>17</b> | <b>52</b> | <b>10</b> | <b>1</b> | <b>.246</b> |

**ISER, HERBERT BERNARDO**... C... B-T: L-R... HT: 6-2; WT: 220... BORN: December 14, 1997, Montego Bay, Jamaica... RESIDES: Houston, TX... HOW OBTAINED: Selected by Phillies in 23rd round of 2019 MLB Draft... SIGNED BY: Ralph Garr Jr... EDUCATION: Attended Dallas Baptist University (TX) and San Jacinto College North (TX)... 2016 graduate of Osceola HS (FL)... MISC: Originally selected by BAL in 24th round of 2018 MLB Draft, but did not sign.

2022: Split most of the season between Jersey Shore (A) and Reading (AA), but also played 2 games with Clearwater (A) and 3 games with Lehigh Valley (AAA)... Posted a .995 fielding percentage (412 chances)... 2021: Spent majority of the season with Jersey Shore... Played 1 game with both Lehigh Valley and Clearwater... As a catcher, posted a .993 fielding percentage (3 errors in 418 total chances) and threw out 25.9% (14-54) of base runners attempting to steal... Made 12 starts at 1st base... Participated in Florida Instructional League... 2020: Participated in FIL... 2019: Began professional career with Gulf Coast League Phillies West (R)... Promoted to Williamsport (A) on 7/3 for the remainder of the season... In 19 starts at catcher, caught 8 base runners in 17 SB attempts (47.1%)... Also made 7 starts at 1st base... Participated in FIL.

| YEAR                 | CLUB           | AVG         | G          | AB         | R         | H          | 2B        | 3B       | HR        | RBI       | SH       | SF       | HP       | BB        | SO         | SB       | CS       | OBP         | SLG         | OPS         | E         |
|----------------------|----------------|-------------|------------|------------|-----------|------------|-----------|----------|-----------|-----------|----------|----------|----------|-----------|------------|----------|----------|-------------|-------------|-------------|-----------|
| 2019                 | GCL Phillies-W | .500        | 5          | 16         | 5         | 8          | 2         | 2        | 0         | 3         | 0        | 0        | 1        | 3         | 2          | 0        | 1        | .600        | .875        | 1.475       | 1         |
|                      | Williamsport   | .179        | 32         | 106        | 12        | 19         | 4         | 1        | 2         | 6         | 0        | 3        | 1        | 6         | 38         | 2        | 0        | .224        | .292        | .517        | 5         |
| 2020                 | Did not play   |             |            |            |           |            |           |          |           |           |          |          |          |           |            |          |          |             |             |             |           |
| 2021                 | Jersey Shore   | .177        | 68         | 232        | 18        | 41         | 11        | 2        | 5         | 31        | 0        | 5        | 3        | 13        | 80         | 0        | 0        | .225        | .306        | .531        | 3         |
|                      | Lehigh Valley  | .000        | 1          | 1          | 0         | 0          | 0         | 0        | 0         | 0         | 0        | 0        | 0        | 0         | 0          | 0        | 0        | .000        | .000        | .000        | 0         |
|                      | Clearwater     | .000        | 1          | 3          | 0         | 0          | 0         | 0        | 0         | 0         | 0        | 0        | 0        | 1         | 0          | 0        | 0        | .000        | .000        | .000        | 0         |
| 2022                 | Jersey Shore   | .274        | 32         | 95         | 6         | 26         | 4         | 0        | 2         | 14        | 0        | 1        | 1        | 13        | 23         | 0        | 1        | .364        | .379        | .743        | 3         |
|                      | Clearwater     | .143        | 2          | 7          | 0         | 1          | 0         | 0        | 0         | 1         | 0        | 0        | 0        | 1         | 0          | 0        | 0        | .250        | .143        | .393        | 1         |
|                      | Lehigh Valley  | .286        | 3          | 7          | 0         | 2          | 0         | 0        | 0         | 0         | 0        | 0        | 0        | 1         | 2          | 0        | 0        | .375        | .286        | .661        | 0         |
|                      | Reading        | .278        | 23         | 79         | 9         | 22         | 5         | 0        | 2         | 9         | 0        | 0        | 1        | 9         | 19         | 0        | 0        | .360        | .418        | .778        | 1         |
| <b>Minors Totals</b> |                | <b>.218</b> | <b>167</b> | <b>546</b> | <b>50</b> | <b>119</b> | <b>26</b> | <b>5</b> | <b>11</b> | <b>64</b> | <b>0</b> | <b>9</b> | <b>7</b> | <b>46</b> | <b>165</b> | <b>2</b> | <b>2</b> | <b>.283</b> | <b>.344</b> | <b>.627</b> | <b>14</b> |

**JACOBSAK, SAMUEL PEARSON (Sam)**... RHP... B-T: R-R... HT: 6-4; WT: 195... BORN: June 11, 1998, Boston, MA... RESIDES: Milton, MA... HOW OBTAINED: Signed by Phillies as a non-drafted free agent, 6/14/20... SIGNED BY: Justin Morgenstern... EDUCATION: Attended Northeastern University (MA)... 2017 graduate of Milton HS... MISC: In a shortened 2020 collegiate season, posted a 3.65 ERA in 4 starts.

2022: Was on IL (right shoulder surgery), beginning of season-6/27, which included a rehab assignment at Florida Complex League Phillies (R)... Spent most of season with Clearwater (A)... Promoted to Jersey Shore (A), 8/25... Struck out 29.7% (43-145) of total batters faced... Posted a 0.98 WHIP (19 BB, 26 H, 35.2 IP)... Did not allow a run in 5 of his first 6 games... 2021: Made professional debut with FCL Phillies and also pitched for Clearwater... Was on the COVID-related IL, 8/3-end of season... 2020: Participated in Florida Instructional League.



**JACOBSAK (continued)**

| YEAR                 | CLUB          | W-L        | ERA         | G         | GS       | CG       | SHO      | SV       | IP          | H         | R         | ER        | HR       | HB       | BB        | SO        | WP       | BK       | AVG         |
|----------------------|---------------|------------|-------------|-----------|----------|----------|----------|----------|-------------|-----------|-----------|-----------|----------|----------|-----------|-----------|----------|----------|-------------|
| 2020                 | Did not pitch |            |             |           |          |          |          |          |             |           |           |           |          |          |           |           |          |          |             |
| 2021                 | FCL Phillies  | 0-0        | 0.00        | 4         | 2        | 0        | 0        | 0        | 8.0         | 7         | 1         | 0         | 0        | 0        | 2         | 8         | 1        | 0        | .226        |
|                      | Clearwater    | 1-0        | 4.91        | 2         | 0        | 0        | 0        | 0        | 3.2         | 3         | 2         | 2         | 0        | 1        | 7         | 3         | 0        | 0        | .300        |
| 2022                 | FCL Phillies  | 1-1        | 4.32        | 6         | 0        | 0        | 0        | 0        | 8.1         | 5         | 4         | 4         | 0        | 2        | 1         | 7         | 0        | 0        | .172        |
|                      | Clearwater    | 0-1        | 3.18        | 12        | 0        | 0        | 0        | 0        | 22.2        | 15        | 10        | 8         | 4        | 2        | 6         | 30        | 1        | 1        | .185        |
|                      | Jersey Shore  | 1-0        | 7.71        | 4         | 0        | 0        | 0        | 0        | 4.2         | 6         | 6         | 4         | 1        | 1        | 2         | 6         | 0        | 0        | .300        |
| <b>Minors Totals</b> |               | <b>3-2</b> | <b>3.42</b> | <b>28</b> | <b>2</b> | <b>0</b> | <b>0</b> | <b>0</b> | <b>47.1</b> | <b>36</b> | <b>23</b> | <b>18</b> | <b>5</b> | <b>6</b> | <b>18</b> | <b>54</b> | <b>2</b> | <b>1</b> | <b>.211</b> |

**JIMÉNEZ, ESTIBENZON JOSÉ...** RHP... B-T: R-R... HT: 6-1; WT: 185... BORN: January 25, 2002, San Felipe, VZ... RESIDES: Yumare, VZ... HOW OBTAINED: Signed by Phillies as an amateur free agent, 11/27/19... SIGNED BY: Rafael Álvarez and William Mota.

2022: Spent majority of season with Florida Complex League Phillies (R)... Finished the season with Clearwater (A)... Struck out 27.5% (49-178) of total batters faced... 2021: Began professional career with Dominican Summer League Phillies White (R)... Among all Phillies minor league pitchers (min. 45.0 IP), posted the lowest WHIP (0.82) and 2nd-lowest ERA (1.59)... His 6 wins ranked T-6th in the DSL... In 13 relief appearances, posted a 0.76 ERA (3 ER, 35.1 IP) and 0.71 WHIP... Held LHH to a .093 AVG (5-54) and .336 OPS... 2020: Did not pitch.

| YEAR                 | CLUB           | W-L        | ERA         | G         | GS       | CG       | SHO      | SV       | IP          | H         | R         | ER        | HR       | HB       | BB        | SO        | WP       | BK       | AVG         |
|----------------------|----------------|------------|-------------|-----------|----------|----------|----------|----------|-------------|-----------|-----------|-----------|----------|----------|-----------|-----------|----------|----------|-------------|
| 2020                 | Did not pitch  |            |             |           |          |          |          |          |             |           |           |           |          |          |           |           |          |          |             |
| 2021                 | DSL Phillies-W | 6-0        | 1.59        | 16        | 3        | 0        | 0        | 2        | 45.1        | 24        | 13        | 8         | 2        | 7        | 13        | 41        | 2        | 1        | .154        |
| 2022                 | FCL Phillies   | 2-2        | 2.29        | 12        | 3        | 0        | 0        | 1        | 35.1        | 29        | 12        | 9         | 0        | 1        | 10        | 37        | 1        | 0        | .225        |
|                      | Clearwater     | 0-0        | 3.00        | 2         | 2        | 0        | 0        | 0        | 9.0         | 5         | 3         | 3         | 2        | 1        | 2         | 12        | 0        | 1        | .152        |
| <b>Minors Totals</b> |                | <b>8-2</b> | <b>2.01</b> | <b>30</b> | <b>8</b> | <b>0</b> | <b>0</b> | <b>3</b> | <b>89.2</b> | <b>58</b> | <b>28</b> | <b>20</b> | <b>4</b> | <b>9</b> | <b>25</b> | <b>90</b> | <b>3</b> | <b>2</b> | <b>.182</b> |

**JIMENEZ, MANOLFI...** OF... B-T: L-L... HT: 6-0; WT: 190... BORN: November 14, 2004, Santo Domingo, DR... RESIDES: Santo Domingo... HOW OBTAINED: Signed by Phillies as an amateur free agent, 1/15/22... SIGNED BY: Carlos Salas and Luis García.

2022: Began professional career with Dominican Summer League Phillies White (R)... Made his pro debut, 6/6 at DSL Giants Black... Posted a .323 AVG (10-31) against LHP... Posted a slash line of .317/.362/.429 in 18 June games (70 PA).

| YEAR | CLUB           | AVG  | G  | AB  | R  | H  | 2B | 3B | HR | RBI | SH | SF | HP | BB | SO | CS | OBP | SLG  | OPS  | E    |   |
|------|----------------|------|----|-----|----|----|----|----|----|-----|----|----|----|----|----|----|-----|------|------|------|---|
| 2022 | DSL Phillies-W | .246 | 49 | 167 | 26 | 41 | 9  | 1  | 2  | 24  | 0  | 4  | 2  | 12 | 28 | 3  | 1   | .297 | .347 | .644 | 0 |

**JONES, DAMON...** LHP... B-T: L-L... HT: 6-5; WT: 235... BORN: September 30, 1994, Twin Falls, ID... RESIDES: East Puyallup, WA... HOW OBTAINED: Selected by Phillies in 18th round of 2017 MLB Draft... SIGNED BY: Hilton Richardson... EDUCATION: Attended Washington State University and Twin Falls High School.

2022: Made his first career Opening Day roster... Optioned to Lehigh Valley (AAA) on 4/13, where he appeared in four games before being recalled for another stint, 4/26-30... Was on the COVID-related IL, 5/8-18... Was placed on the IL on 5/30 with a left shoulder impingement; was recalled and placed on the 60-day IL on 6/27 for the remainder of the season... 2021: Began season at alternate training site in Lehigh Valley and began minor league season with Lehigh Valley where he spent the majority of the year... Had 4 stints with the Phillies: 4/19, 7/11-15, 8/4-10, 9/17-21... Made his ML debut on 8/10 at LAD (0.1 IP, H, 2 BB), his only ML appearance of the season... Over his final 14 appearances with LHV, posted a 2.35 ERA (4 ER, 15.1 IP) with 24 strikeouts... Following the season, pitched for Peoria in the Arizona Fall League, where he was named to the Fall Stars West team after posting a 0.96 ERA (1 ER, 9.1 IP) in 7 appearances... 2020: Attended ML spring training... Spent entire season at the alternate training site in Lehigh Valley... 2019: Led all Phillies minor league pitchers in SO (152)... Selected as a Florida State League midseason All-Star... Was named Phillies Minor League Pitcher of the Week 3 times: 4/15-21, 5/27-6/2 and 6/10-16... In 23 starts overall, posted a 2.91 ERA (37 ER, 114.1 IP) and held opposing hitters to a .186 AVG... Averaged 11.97 SO/9.0 IP (152 SO, 114.1 IP)... Began season with Clearwater (A)... Was promoted to Reading (AA) in mid-June and finished the year with Lehigh Valley... Logged 3 double-digit strikeout games (2 with Clearwater and 1 with Reading)... 2018: Ranked T-3rd in the South Atlantic League in wins, 8th in SO and 10th in ERA... Spent entire season with Lakewood (A)... Posted a 2.05 ERA (13 ER, 57.0 IP) in 11 starts prior to the All-Star break... Averaged 9.77 SO/9.0 IP (123 SO, 113.1 IP)... Started Game 1 of the SAL Championship Series on 9/10 at Lexington... 2017: Began his professional career with Williamsport (A)... Earned first pro win, 8/17 at Auburn... Averaged 13.15 SO/9.0 IP (38 SO, 26.0 IP)... Participated in Florida Instructional League.

| YEAR                 | CLUB          | W-L          | ERA         | G         | GS        | CG       | SHO      | SV       | IP           | H          | R          | ER         | HR        | HB        | BB         | SO         | WP        | BK       | AVG         |
|----------------------|---------------|--------------|-------------|-----------|-----------|----------|----------|----------|--------------|------------|------------|------------|-----------|-----------|------------|------------|-----------|----------|-------------|
| 2017                 | Williamsport  | 2-3          | 4.85        | 13        | 0         | 0        | 0        | 3        | 26.0         | 23         | 14         | 14         | 0         | 3         | 20         | 38         | 7         | 0        | .240        |
| 2018                 | Lakewood      | 10-7         | 3.41        | 23        | 22        | 0        | 0        | 0        | 113.1        | 105        | 53         | 43         | 7         | 4         | 50         | 123        | 18        | 0        | .247        |
| 2019                 | Clearwater    | 4-3          | 1.54        | 11        | 11        | 0        | 0        | 0        | 58.1         | 38         | 14         | 10         | 3         | 3         | 24         | 88         | 6         | 0        | .188        |
|                      | Reading       | 1-0          | 0.82        | 4         | 4         | 0        | 0        | 0        | 22.0         | 9          | 2          | 2          | 0         | 1         | 9          | 31         | 1         | 0        | .129        |
|                      | Lehigh Valley | 0-1          | 6.62        | 8         | 8         | 0        | 0        | 0        | 34.0         | 27         | 25         | 25         | 4         | 6         | 26         | 33         | 3         | 0        | .214        |
| 2020                 | Did not pitch |              |             |           |           |          |          |          |              |            |            |            |           |           |            |            |           |          |             |
| 2021                 | Lehigh Valley | 1-5          | 6.62        | 34        | 0         | 0        | 0        | 1        | 41.1         | 39         | 27         | 25         | 3         | 4         | 36         | 57         | 4         | 1        | .248        |
|                      | PHILLIES      | 0-0          | 0.00        | 1         | 0         | 0        | 0        | 0        | 0.1          | 1          | 0          | 0          | 0         | 0         | 2          | 0          | 0         | 0        | .500        |
| 2022                 | PHILLIES      | 0-0          | 9.64        | 4         | 0         | 0        | 0        | 0        | 4.2          | 4          | 5          | 5          | 0         | 3         | 5          | 5          | 1         | 0        | .222        |
|                      | Lehigh Valley | 0-1          | 2.25        | 4         | 0         | 0        | 0        | 0        | 4.0          | 2          | 1          | 1          | 0         | 0         | 2          | 6          | 0         | 0        | .154        |
| <b>Minors Totals</b> |               | <b>18-20</b> | <b>3.61</b> | <b>97</b> | <b>45</b> | <b>0</b> | <b>0</b> | <b>4</b> | <b>299.0</b> | <b>243</b> | <b>136</b> | <b>120</b> | <b>17</b> | <b>21</b> | <b>167</b> | <b>376</b> | <b>39</b> | <b>1</b> | <b>.223</b> |
| <b>ML</b>            | <b>Totals</b> | <b>0-0</b>   | <b>9.00</b> | <b>5</b>  | <b>0</b>  | <b>0</b> | <b>0</b> | <b>0</b> | <b>5.0</b>   | <b>5</b>   | <b>5</b>   | <b>5</b>   | <b>0</b>  | <b>3</b>  | <b>7</b>   | <b>5</b>   | <b>1</b>  | <b>0</b> | <b>.250</b> |

**JULIO, JORGE ANDRÉS... OF... B-T:** R-R... **HT:** 6-1; **WT:** 182... **BORN:** August 4, 2006, Barquisimeto, VZ... **RESIDES:** Barquisimeto... **HOW OBTAINED:** Signed by Phillies as an amateur free agent, 1/15/23... **SIGNED BY:** Franklin Rojas.

**KARAFFA, NATHAN THOMAS... RHP... B-T:** R-R... **HT:** 6-1; **WT:** 200... **BORN:** January 4, 2001, Wheeling, WV... **RESIDES:** Toronto, OH... **HOW OBTAINED:** Selected by Phillies in 20th round of 2022 MLB Draft... **SIGNED BY:** Timi Moni... **EDUCATION:** Attended Ohio State University... 2019 graduate of Toronto HS... **MISC:** In high school, was named the 2019 Ohio Division IV Player of the Year... Was named First-Team All-Ohio three times.

**2022:** Missed the entire season (right elbow sprain).

| YEAR | CLUB          | W-L | ERA | G | GS | CG | SHO | SV | IP | H | R | ER | HR | HB | BB | SO | WP | BK | AVG |
|------|---------------|-----|-----|---|----|----|-----|----|----|---|---|----|----|----|----|----|----|----|-----|
| 2020 | Did not pitch |     |     |   |    |    |     |    |    |   |   |    |    |    |    |    |    |    |     |

**KEMP, OTTO SEVERSON... INF... B-T:** R-R... **HT:** 6-0; **WT:** 185... **BORN:** September 9, 1999, Fullerton, CA... **HOW OBTAINED:** Signed by Phillies as a non-drafted free agent, 7/28/22... **SIGNED BY:** Zach Friedman... **EDUCATION:** 2022 graduate of Point Loma Nazarene University (CA)... 2018 graduate of Troy HS (CA).

**2022:** Began professional career with Florida Complex League Phillies (R)... Made his pro debut, 8/19 at FCL Yankees... Promoted to Clearwater (A), 8/25... Posted a .385 OBP in 7 September games (26 PA)... Participated in Florida Instructional League.

| YEAR                 | CLUB         | AVG         | G         | AB        | R         | H         | 2B       | 3B       | HR       | RBI      | SH       | SF       | HP       | BB        | SO        | SB       | CS       | OBP         | SLG         | OPS         | E        |
|----------------------|--------------|-------------|-----------|-----------|-----------|-----------|----------|----------|----------|----------|----------|----------|----------|-----------|-----------|----------|----------|-------------|-------------|-------------|----------|
| 2022                 | FCL Phillies | .500        | 4         | 10        | 4         | 5         | 0        | 0        | 0        | 2        | 0        | 0        | 0        | 4         | 3         | 2        | 0        | .643        | .500        | 1.143       | 0        |
|                      | Clearwater   | .128        | 12        | 39        | 6         | 5         | 0        | 0        | 0        | 1        | 0        | 0        | 2        | 7         | 13        | 0        | 0        | .292        | .128        | .420        | 0        |
| <b>Minors Totals</b> |              | <b>.204</b> | <b>16</b> | <b>49</b> | <b>10</b> | <b>10</b> | <b>0</b> | <b>0</b> | <b>0</b> | <b>3</b> | <b>0</b> | <b>0</b> | <b>2</b> | <b>11</b> | <b>16</b> | <b>2</b> | <b>0</b> | <b>.371</b> | <b>.204</b> | <b>.575</b> | <b>0</b> |

**KERKERING, RICHARD ORION (Orion)... RHP... B-T:** R-R... **HT:** 6-2; **WT:** 204... **BORN:** April 4, 2001, Huntington Beach, CA... **RESIDES:** Nokomis, FL... **HOW OBTAINED:** Selected by Phillies in 5th round of 2022 MLB Draft... **SIGNED BY:** Bryce Harman... **EDUCATION:** Attended University of South Florida... 2019 graduate of Venice HS (FL).

**2022:** Began professional career with Florida Complex League Phillies (R)... Made his pro debut, 8/20 at FCL Tigers... Promoted to Clearwater (A), 8/24... Did not allow a run in 5 of 6 games... Struck out 25% (7-28) of batters faced... Participated in Florida Instructional League.

| YEAR                 | CLUB         | W-L        | ERA         | G        | GS       | CG       | SHO      | SV       | IP         | H        | R        | ER       | HR       | HB       | BB       | SO       | WP       | BK       | AVG         |
|----------------------|--------------|------------|-------------|----------|----------|----------|----------|----------|------------|----------|----------|----------|----------|----------|----------|----------|----------|----------|-------------|
| 2022                 | FCL Phillies | 0-0        | 0.00        | 14       | 0        | 0        | 0        | 0        | 1.0        | 0        | 0        | 0        | 0        | 0        | 1        | 1        | 0        | 0        | .000        |
|                      | Clearwater   | 1-0        | 4.50        | 5        | 0        | 0        | 0        | 0        | 6.0        | 7        | 3        | 3        | 0        | 0        | 6        | 1        | 0        | .292     |             |
| <b>Minors Totals</b> |              | <b>1-0</b> | <b>3.86</b> | <b>6</b> | <b>0</b> | <b>0</b> | <b>0</b> | <b>0</b> | <b>7.0</b> | <b>7</b> | <b>3</b> | <b>3</b> | <b>0</b> | <b>0</b> | <b>1</b> | <b>7</b> | <b>1</b> | <b>0</b> | <b>.269</b> |

**KILLGORE, KEYLAN RICHARD... LHP... B-T:** L-L... **HT:** 6-3; **WT:** 200... **BORN:** September 30, 1996, Wichita, KS... **RESIDES:** Wichita... **HOW OBTAINED:** Selected by Phillies in 17th round of 2018 MLB Draft... **SIGNED BY:** Justin Munson... **EDUCATION:** Attended Wichita State University (KS)... 2015 graduate of Heights HS (KS).

**2022:** Was on the IL (left elbow surgery), beginning of season-8/28, which included rehab assignments with Florida Complex League Phillies (R) and Clearwater (A)... Did not allow a run in 6 straight appearances (8/16-9/4)... **2021:** Missed the entire season (left elbow surgery)... **2020:** Did not pitch... **2019:** Selected as a Florida State League post-season All-Star... Led the FSL in saves (11)... Spent the year with Clearwater... Pitched in a combined no-hitter, 6/22 vs Daytona (1.0 IP, SO)... Named Phillies Minor League Co-Pitcher of the Week, 6/17-23... Posted a 2.08 ERA (6 ER, 26.0 IP) in 17 road games... Limited LHH to a .235 AVG (16-68) and .265 SLG... **2018:** Selected as a New York-Penn League All-Star... Ranked T-1st in the NYPL in saves (10)... Began professional career with Williamsport (A)... Converted all 10 of his save opportunities... On 9/3, promoted to Lakewood (A), where he made 1 appearance before the end of the season... Combined to post a 0.70 WHIP and averaged 11.35 SO/9.0 IP (29 SO/23.0 IP)... Overall, held RHH to a .120 AVG (6-50) and LHH to a .179 AVG (5-28).

| YEAR                 | CLUB                    | W-L        | ERA         | G         | GS       | CG       | SHO      | SV        | IP          | H         | R         | ER        | HR       | HB       | BB        | SO         | WP       | BK       | AVG         |
|----------------------|-------------------------|------------|-------------|-----------|----------|----------|----------|-----------|-------------|-----------|-----------|-----------|----------|----------|-----------|------------|----------|----------|-------------|
| 2018                 | Williamsport            | 0-0        | 0.81        | 14        | 0        | 0        | 0        | #10       | 22.1        | 11        | 2         | 2         | 0        | 0        | 5         | 29         | 0        | 0        | .145        |
|                      | Lakewood                | 0-0        | 0.00        | 1         | 0        | 0        | 0        | 0         | 0.2         | 0         | 0         | 0         | 0        | 0        | 0         | 0          | 0        | 0        | .000        |
| 2019                 | Clearwater              | 1-3        | 3.57        | 36        | 0        | 0        | 0        | *11       | 53.0        | 46        | 22        | 21        | 4        | 0        | 25        | 61         | 2        | 0        | .234        |
| 2020                 | Did not pitch           |            |             |           |          |          |          |           |             |           |           |           |          |          |           |            |          |          |             |
| 2021                 | Injured – Did not pitch |            |             |           |          |          |          |           |             |           |           |           |          |          |           |            |          |          |             |
| 2022                 | FCL Phillies            | 0-0        | 4.50        | 2         | 0        | 0        | 0        | 0         | 2.0         | 3         | 1         | 1         | 0        | 0        | 1         | 2          | 0        | 0        | .375        |
|                      | Clearwater              | 1-0        | 5.68        | 5         | 0        | 0        | 0        | 1         | 6.1         | 8         | 4         | 4         | 0        | 0        | 1         | 7          | 0        | 0        | .308        |
|                      | Jersey Shore            | 0-0        | 7.71        | 3         | 0        | 0        | 0        | 0         | 2.1         | 4         | 2         | 2         | 1        | 0        | 1         | 3          | 0        | 0        | .400        |
| <b>Minors Totals</b> |                         | <b>2-3</b> | <b>3.12</b> | <b>61</b> | <b>0</b> | <b>0</b> | <b>0</b> | <b>22</b> | <b>86.2</b> | <b>72</b> | <b>31</b> | <b>30</b> | <b>5</b> | <b>0</b> | <b>33</b> | <b>102</b> | <b>2</b> | <b>0</b> | <b>.226</b> |

\* League leader  
# Tied for league lead

**KOTOWSKI, DAKOTA JUDE... OF...** **B-T:** R-R... **HT:** 6-5; **WT:** 245... **BORN:** March 26, 2000, Morris, IL... **RESIDES:** Channahon, IL... **HOW OBTAINED:** Signed by Phillies as a non-drafted free agent, 7/26/22... **SIGNED BY:** Justin Munson... **EDUCATION:** 2022 graduate of Missouri State University... 2018 graduate of Providence Catholic HS (IL).

**2022:** Began professional career with Florida Complex League Phillies (R)... Promoted to Clearwater (A), 8/26, for the remainder of the season... Made his pro debut, 8/6 at FCL Blue Jays... Recorded a hit in 10 of his first 13 games... Participated in Florida Instructional League.

| YEAR                 | CLUB         | AVG         | G         | AB        | R         | H         | 2B       | 3B       | HR       | RBI      | SH       | SF       | HP       | BB       | SO        | SB       | CS       | OBP         | SLG         | OPS         | E        |
|----------------------|--------------|-------------|-----------|-----------|-----------|-----------|----------|----------|----------|----------|----------|----------|----------|----------|-----------|----------|----------|-------------|-------------|-------------|----------|
| 2022                 | FCL Phillies | .484        | 11        | 31        | 8         | 15        | 4        | 1        | 0        | 7        | 0        | 0        | 1        | 3        | 10        | 1        | 0        | .543        | .677        | 1.220       | 0        |
|                      | Clearwater   | .129        | 9         | 31        | 3         | 4         | 0        | 0        | 2        | 2        | 0        | 0        | 0        | 3        | 13        | 0        | 0        | .206        | .323        | .529        | 0        |
| <b>Minors Totals</b> |              | <b>.306</b> | <b>20</b> | <b>62</b> | <b>11</b> | <b>19</b> | <b>4</b> | <b>1</b> | <b>2</b> | <b>9</b> | <b>0</b> | <b>0</b> | <b>1</b> | <b>6</b> | <b>23</b> | <b>1</b> | <b>0</b> | <b>.377</b> | <b>.500</b> | <b>.877</b> | <b>0</b> |

**KROON, MATTHEW JAMES (Matt)... INF/OF...** **B-T:** R-R... **HT:** 6-1; **WT:** 205... **BORN:** December 5, 1996, Scottsdale, AZ... **RESIDES:** Scottsdale... **HOW OBTAINED:** Selected by Phillies in 18th round of 2018 MLB Draft... **SIGNED BY:** Brian Kohlscheen... **EDUCATION:** Attended Oklahoma State University, Central Arizona College and University of Oregon... 2015 graduate of Horizon HS (AZ)... **MISC:** Originally selected by CIN in 38th round of 2015 MLB Draft and by the Phillies in 30th round of June 2017 draft, but did not sign either time... **PERSONAL:** His father, Marc, was a former ML pitcher for SD, CIN and COL.

**2022:** Limited to 2 games with Reading (AA) due to a right meniscus injury... **2021:** Began season with Reading... Was on the IL with a right shoulder contusion, 5/12-7/16, which included a rehab assignment to Florida Complex League Phillies (R)... Was with Jersey Shore (A), 7/17-21, and then finished the year with Reading... In 53 combined games, posted a .285/.350/.440 slash line in 215 PA... Defensively, made starts at 1st base, 3rd base, LF, CF and RF... Hit .348 (23-66) in his final 16 games (8/22-end of season)... **2020:** Did not play... **2019:** Began season with Lakewood (A)... Promoted to Clearwater on 5/23 for the remainder of the season... Hit safely in 9 of his first 10 games (.350 AVG) with Clearwater... Overall, made starts at 1st base (57), 3rd base (13), in LF (18) and RF (1)... Batted .310 (22-71) against LHP... **2018:** Began professional career with Gulf Coast League Phillies West (R)... Promoted to Williamsport (A), 6/28... Led Williamsport in BB (24)... Slugged first pro grand slam, 8/26 vs Mahoning Valley... Overall, made starts defensively at 1st base, 2nd base, 3rd base and SS... Promoted to Lakewood, 9/4, but did not appear in a regular-season game with the club... Appeared in 2 playoff games with Lakewood (pinch-runner)... Participated in Florida Instructional League.

| YEAR                 | CLUB           | AVG         | G          | AB         | R         | H          | 2B        | 3B        | HR        | RBI       | SH       | SF       | HP        | BB        | SO         | SB        | CS        | OBP         | SLG         | OPS         | E         |
|----------------------|----------------|-------------|------------|------------|-----------|------------|-----------|-----------|-----------|-----------|----------|----------|-----------|-----------|------------|-----------|-----------|-------------|-------------|-------------|-----------|
| 2018                 | GCL Phillies-W | .563        | 4          | 16         | 2         | 9          | 1         | 0         | 0         | 1         | 0        | 0        | 0         | 3         | 4          | 4         | 1         | .632        | .625        | 1.257       | 2         |
|                      | Williamsport   | .250        | 38         | 120        | 22        | 30         | 3         | 1         | 2         | 9         | 0        | 1        | 1         | 24        | 38         | 2         | 3         | .377        | .342        | .718        | 0         |
| 2019                 | Lakewood       | .268        | 37         | 138        | 19        | 37         | 6         | 1         | 1         | 12        | 0        | 1        | 1         | 12        | 46         | 8         | 4         | .329        | .348        | .677        | 4         |
|                      | Clearwater     | .225        | 69         | 222        | 29        | 50         | 8         | 6         | 4         | 24        | 1        | 2        | 8         | 18        | 68         | 10        | 4         | .304        | .369        | .673        | 7         |
| 2020                 | Did not play   |             |            |            |           |            |           |           |           |           |          |          |           |           |            |           |           |             |             |             |           |
| 2021                 | Reading        | .301        | 45         | 163        | 19        | 49         | 6         | 3         | 5         | 22        | 1        | 1        | 3         | 13        | 45         | 6         | 4         | .361        | .466        | .827        | 3         |
|                      | FCL Phillies   | .154        | 4          | 13         | 1         | 2          | 1         | 0         | 0         | 1         | 0        | 0        | 1         | 2         | 2          | 1         | 1         | .313        | .231        | .544        | 0         |
|                      | Jersey Shore   | .235        | 4          | 17         | 2         | 4          | 2         | 0         | 0         | 0         | 0        | 0        | 0         | 1         | 5          | 0         | 0         | .278        | .353        | .631        | 1         |
| 2022                 | Reading        | .000        | 2          | 5          | 0         | 0          | 0         | 0         | 0         | 0         | 0        | 0        | 0         | 1         | 3          | 0         | 1         | .167        | .000        | .167        | 1         |
| <b>Minors Totals</b> |                | <b>.261</b> | <b>203</b> | <b>694</b> | <b>94</b> | <b>181</b> | <b>27</b> | <b>11</b> | <b>12</b> | <b>69</b> | <b>2</b> | <b>5</b> | <b>14</b> | <b>74</b> | <b>211</b> | <b>31</b> | <b>18</b> | <b>.342</b> | <b>.383</b> | <b>.725</b> | <b>18</b> |

**KUHNS, MAXWELL BERTON (Max)... RHP...** **B-T:** R-R... **HT:** 6-3; **WT:** 205... **BORN:** August 11, 1994, Parker, CO... **RESIDES:** Parker... **HOW OBTAINED:** Signed by Phillies as a minor league free agent, 2/4/23... **SIGNED BY:** Tyler Holmes... **EDUCATION:** Attended Santa Clara University (CA)... 2017 graduate of Chaparral High School (CO)... **MISC:** Originally selected by NYM in 21st round of 2016 MLB Draft.

**2022:** Spent second season with Sioux City in the independent American Association... Following the season, pitched for Navjoa in the Mexican Pacific Winter League... **2021:** Pitched for Sioux City... **2020:** Did not pitch... **2019:** Pitched in one game for St. Lucie (A) before being placed on the IL with a left thigh injury... Released on 5/1... Pitched for Quebec in the independent Canadian-American Association... **2018:** Missed most of the season recovering from right elbow surgery... Pitched in five games for Gulf Coast League Mets (R) on a rehab assignment... **2017:** Spent season with Columbia (A)... Placed on the IL on 6/12 and missed the remainder of the season with a right elbow strain... **2016:** Began pro career with Kingsport (R).

| YEAR                 | CLUB              | W-L        | ERA         | G         | GS       | CG       | SHO      | SV       | IP          | H         | R         | ER        | HR       | HB       | BB        | SO        | WP       | BK       | AVG         |  |
|----------------------|-------------------|------------|-------------|-----------|----------|----------|----------|----------|-------------|-----------|-----------|-----------|----------|----------|-----------|-----------|----------|----------|-------------|--|
| 2016                 | Kingsport         | 0-0        | 6.28        | 13        | 0        | 0        | 0        | 1        | 14.1        | 12        | 10        | 10        | 1        | 2        | 8         | 15        | 4        | 0        | .218        |  |
| 2017                 | Columbia          | 1-0        | 2.10        | 17        | 0        | 0        | 0        | 5        | 25.2        | 13        | 6         | 6         | 0        | 2        | 10        | 37        | 1        | 0        | .149        |  |
| 2018                 | GCL Mets          | 0-2        | 3.00        | 5         | 5        | 0        | 0        | 0        | 6.0         | 7         | 3         | 2         | 1        | 0        | 1         | 3         | 0        | 0        | .292        |  |
| 2019                 | St. Lucie         | 0-0        | 4.50        | 1         | 0        | 0        | 0        | 0        | 2.0         | 1         | 1         | 1         | 0        | 1        | 2         | 1         | 1        | 0        | .143        |  |
| 2020                 | Did not pitch     |            |             |           |          |          |          |          |             |           |           |           |          |          |           |           |          |          |             |  |
| 2021                 | Sioux City (Ind.) | 8-1        | 2.97        | 44        | 0        | 0        | 0        | 2        | 60.2        | 51        | 21        | 20        | 4        | 2        | 22        | 88        | 5        | 0        | N/A         |  |
| 2022                 | Sioux City (Ind.) | 4-6        | 3.20        | 40        | 0        | 0        | 0        | 4        | 59.0        | 44        | 23        | 21        | 4        | 4        | 24        | 86        | 6        | 0        | N/A         |  |
| <b>Minors Totals</b> |                   | <b>1-2</b> | <b>3.56</b> | <b>36</b> | <b>5</b> | <b>0</b> | <b>0</b> | <b>6</b> | <b>48.0</b> | <b>33</b> | <b>20</b> | <b>19</b> | <b>2</b> | <b>5</b> | <b>21</b> | <b>56</b> | <b>6</b> | <b>0</b> | <b>.191</b> |  |

**LEANEZ, JOSÉ MANUEL...** **OF...** **B-T:** R-R... **HT:** 6-0; **WT:** 150... **BORN:** January 13, 2003, Puerto La Cruz, VZ... **RESIDES:** Barcelona, VZ... **HOW OBTAINED:** Signed by Phillies as an amateur free agent, 8/4/19... **SIGNED BY:** Rafael Álvarez and Ebert Velásquez.

**2022:** Spent season with Dominican Summer League Phillies Red (R)... Ranked 1st on the team and 5th among all Phillies minor leaguers in stolen bases... In 15 June games, posted a slash line of .353/.463/.500... Had 5 games with multiple stolen bases... **2021:** Began professional career with DSL Phillies White... Led all short-season Phillies minor league players in runs (30)... Posted an 18-game on-base streak, 9/3-10/1, during which he posted a .339/.439/.446 slash line... Made starts at each OF position... **2020:** Did not play.

| YEAR                 | CLUB           | AVG         | G         | AB         | R         | H         | 2B        | 3B       | HR       | RBI       | SH       | SF       | HP        | BB        | SO        | SB        | CS        | OBP         | SLG         | OPS         | E        |
|----------------------|----------------|-------------|-----------|------------|-----------|-----------|-----------|----------|----------|-----------|----------|----------|-----------|-----------|-----------|-----------|-----------|-------------|-------------|-------------|----------|
| 2020                 | Did not play   |             |           |            |           |           |           |          |          |           |          |          |           |           |           |           |           |             |             |             |          |
| 2021                 | DSL Phillies-W | .306        | 52        | 144        | 30        | 44        | 6         | 2        | 0        | 10        | 1        | 0        | 6         | 16        | 30        | 11        | 10        | .398        | .375        | .773        | 1        |
| 2022                 | DSL Phillies-R | .237        | 43        | 118        | 19        | 28        | 6         | 2        | 0        | 15        | 1        | 0        | 10        | 10        | 26        | 23        | 4         | .348        | .322        | .670        | 2        |
| <b>Minors Totals</b> |                | <b>.275</b> | <b>95</b> | <b>262</b> | <b>49</b> | <b>72</b> | <b>12</b> | <b>4</b> | <b>0</b> | <b>25</b> | <b>2</b> | <b>0</b> | <b>16</b> | <b>26</b> | <b>56</b> | <b>34</b> | <b>14</b> | <b>.375</b> | <b>.351</b> | <b>.726</b> | <b>3</b> |

**LEE, HAO-YU...** **INF...** **B-T:** R-R... **HT:** 5-10; **WT:** 190... **BORN:** February 3, 2003, New Taipei, Taiwan... **RESIDES:** Taoyuan City, Taiwan... **HOW OBTAINED:** Signed by Phillies as an amateur free agent, 6/15/21... **SIGNED BY:** Youngster Wang, Howard Norsetter and Derrick Chung.

**2022:** Spent season with Clearwater (A) and was named a Florida State League All-Star and MiLB.com Organization All-Star... Among all Phillies minor league hitters (min. 250 PA), ranked 3rd in OBP (.386), 4th in AVG (.284), 5th in OPS (.824), T-6th in RBI (53) and 7th in SLG (.438)... Recorded a 21-game on-base streak (4/22-5/18)... Named Phillies Minor League Hitter of the Month for May... Named to the MLB Pipeline Team of the Week (5/9-5/15)... Was on the IL (left hand fracture), 6/6-7/16, which included a rehab assignment at Florida Complex League Phillies (R)... Promoted to Jersey Shore (A), 8/25, for the remainder of the season... Participated in Florida Instructional League... Following the season, was named the No. 6 prospect and rated the best hitter for average in the Phillies minor league system by *Baseball America*... **2021:** Began professional career with FCL Phillies... Participated in FIL.

| YEAR                 | CLUB         | AVG         | G         | AB         | R         | H         | 2B        | 3B       | HR        | RBI       | SH       | SF       | HP       | BB        | SO        | SB        | CS       | OBP         | SLG         | OPS         | E        |
|----------------------|--------------|-------------|-----------|------------|-----------|-----------|-----------|----------|-----------|-----------|----------|----------|----------|-----------|-----------|-----------|----------|-------------|-------------|-------------|----------|
| 2021                 | FCL Phillies | .364        | 9         | 22         | 9         | 8         | 2         | 2        | 1         | 5         | 0        | 0        | 0        | 3         | 5         | 0         | 0        | .440        | .773        | 1.213       | 0        |
| 2022                 | Clearwater   | .283        | 68        | 258        | 37        | 73        | 11        | 1        | 7         | 50        | 0        | 1        | 7        | 36        | 57        | 10        | 7        | .384        | .415        | .799        | 8        |
|                      | FCL Phillies | .500        | 2         | 6          | 4         | 3         | 1         | 0        | 1         | 1         | 0        | 0        | 0        | 2         | 1         | 1         | 0        | .625        | 1.167       | 1.792       | 0        |
|                      | Jersey Shore | .257        | 9         | 35         | 5         | 9         | 3         | 1        | 1         | 2         | 0        | 0        | 0        | 5         | 9         | 3         | 0        | .350        | .486        | .836        | 1        |
| <b>Minors Totals</b> |              | <b>.290</b> | <b>88</b> | <b>321</b> | <b>55</b> | <b>93</b> | <b>17</b> | <b>4</b> | <b>10</b> | <b>58</b> | <b>0</b> | <b>1</b> | <b>7</b> | <b>46</b> | <b>72</b> | <b>14</b> | <b>7</b> | <b>.389</b> | <b>.461</b> | <b>.850</b> | <b>9</b> |

**LEE SANG, MARCUS JAMES...** **OF...** **B-T:** L-L... **HT:** 6-0; **WT:** 190... **BORN:** January 2, 2001, Laurel, MD... **RESIDES:** Owings, MD... **HOW OBTAINED:** Selected by Phillies in 11th round of 2019 MLB Draft... **SIGNED BY:** Connor Betbeze... **EDUCATION:** 2019 graduate of Northern HS (MD).

**2022:** Spent majority of season with Clearwater (A)... Promoted to Jersey Shore (A), 8/1... Posted an OBP above .320 in every month... With Clearwater, ranked 3rd on the team in stolen bases... Made starts at every OF position... **2021:** Began and ended season with Florida Complex League Phillies (R)... Had a stint with Clearwater in July... Was on the COVID-related IL, 8/3-9/1... Recorded a multi-HR game, 9/3 vs FCL Tigers East... Had 3 games with multiple steals... Made starts at each OF spot... Participated in Florida Instructional League... **2020:** Participated in FIL... **2019:** Began professional career with Gulf Coast League Phillies East (R)... Defensively, made starts at each OF position... Participated in FIL.

| YEAR                 | CLUB           | AVG         | G          | AB         | R         | H          | 2B        | 3B       | HR        | RBI       | SH       | SF       | HP       | BB        | SO         | SB        | CS        | OBP         | SLG         | OPS         | E         |
|----------------------|----------------|-------------|------------|------------|-----------|------------|-----------|----------|-----------|-----------|----------|----------|----------|-----------|------------|-----------|-----------|-------------|-------------|-------------|-----------|
| 2019                 | GCL Phillies-E | .224        | 36         | 125        | 8         | 28         | 2         | 2        | 2         | 16        | 0        | 2        | 0        | 11        | 42         | 6         | 4         | .283        | .320        | .603        | 3         |
| 2020                 | Did not play   |             |            |            |           |            |           |          |           |           |          |          |          |           |            |           |           |             |             |             |           |
| 2021                 | FCL Phillies   | .273        | 26         | 88         | 18        | 24         | 6         | 1        | 5         | 17        | 0        | 0        | 1        | 7         | 25         | 11        | 3         | .333        | .534        | .867        | 2         |
|                      | Clearwater     | .212        | 11         | 33         | 0         | 7          | 1         | 0        | 0         | 5         | 0        | 0        | 0        | 4         | 11         | 0         | 0         | .297        | .242        | .540        | 0         |
| 2022                 | Clearwater     | .259        | 84         | 293        | 45        | 76         | 12        | 1        | 8         | 37        | 0        | 3        | 4        | 33        | 100        | 18        | 7         | .339        | .389        | .728        | 5         |
|                      | Jersey Shore   | .254        | 18         | 71         | 11        | 18         | 2         | 1        | 3         | 7         | 0        | 0        | 3        | 5         | 21         | 1         | 2         | .329        | .437        | .766        | 1         |
| <b>Minors Totals</b> |                | <b>.251</b> | <b>175</b> | <b>610</b> | <b>82</b> | <b>153</b> | <b>23</b> | <b>5</b> | <b>18</b> | <b>82</b> | <b>0</b> | <b>5</b> | <b>8</b> | <b>60</b> | <b>199</b> | <b>36</b> | <b>16</b> | <b>.324</b> | <b>.393</b> | <b>.711</b> | <b>11</b> |

**LEHMAN, TAYLOR FREDRICK...** **LHP...** **B-T:** L-L... **HT:** 6-8; **WT:** 227... **BORN:** December 30, 1995, Pittsburgh, PA... **RESIDES:** Pittsburgh... **HOW OBTAINED:** Signed by Phillies as a non-drafted free agent, 6/16/18... **SIGNED BY:** Connor Betbeze... **EDUCATION:** 2018 graduate of Pennsylvania State University... 2014 graduate of Keystone Oaks HS (PA)... **MISC:** Originally selected by MIA in 34th round of 2014 MLB Draft, but did not sign.

**2022:** Was on the IL (left elbow surgery), beginning of season-7/28, which included rehab assignments with Florida Complex League Phillies (R), Clearwater (A) and Jersey Shore (A)... Spent majority of his season with Reading (AA)... Started the season with 10 straight scoreless appearances (10.0 IP)... Limited LHH to a .156 AVG (5-32)... Combined on the season, posted a 0.94 WHIP (8 BB, 18 H, 27.2 IP)... Following the season, pitched for Surprise in the Arizona Fall League... **2021:** Pitched briefly for Reading before going on the IL, 6/7, with a left UCL sprain, and missed the remainder of the season... **2020:** Pitched for Adelaide in the Australian Baseball League... **2019:** Opened year with Williamsport (A)... Finished season at Lakewood (A)... In 14 games (8 starts) overall, posted a 2.55 ERA and held opponents to a .234 AVG... Did not surrender a HR to 202 batters faced... **2018:** Began professional career with Gulf Coast League Phillies East (R).

SCOUTING & PLAYER DEV.

**LEHMAN (continued)**

| YEAR                 | CLUB           | W-L        | ERA         | G         | GS        | CG       | SHO      | SV       | IP           | H         | R         | ER        | HR       | HB       | BB        | SO         | WP        | BK       | AVG         |
|----------------------|----------------|------------|-------------|-----------|-----------|----------|----------|----------|--------------|-----------|-----------|-----------|----------|----------|-----------|------------|-----------|----------|-------------|
| 2018                 | GCL Phillies-E | 0-1        | 7.02        | 13        | 0         | 0        | 0        | 0        | 16.2         | 20        | 13        | 13        | 1        | 0        | 7         | 17         | 8         | 0        | .286        |
| 2019                 | Williamsport   | 0-1        | 2.12        | 5         | 4         | 0        | 0        | 0        | 17.0         | 17        | 4         | 4         | 0        | 0        | 7         | 16         | 0         | 0        | .270        |
|                      | Lakewood       | 2-2        | 2.78        | 9         | 4         | 0        | 0        | 2        | 32.1         | 24        | 11        | 10        | 0        | 0        | 15        | 21         | 3         | 1        | .214        |
| 2020                 | Did not pitch  |            |             |           |           |          |          |          |              |           |           |           |          |          |           |            |           |          |             |
| 2021                 | Reading        | 1-0        | 3.52        | 5         | 3         | 0        | 0        | 0        | 15.1         | 14        | 7         | 6         | 0        | 0        | 11        | 20         | 3         | 0        | .241        |
| 2022                 | FCL Phillies   | 0-0        | 0.00        | 2         | 2         | 0        | 0        | 0        | 2.0          | 0         | 0         | 0         | 0        | 0        | 0         | 3          | 0         | 0        | .000        |
|                      | Clearwater     | 0-0        | 0.00        | 1         | 0         | 0        | 0        | 0        | 2.0          | 0         | 0         | 0         | 0        | 0        | 0         | 2          | 0         | 0        | .200        |
|                      | Jersey Shore   | 0-0        | 0.00        | 3         | 0         | 0        | 0        | 0        | 2.0          | 1         | 0         | 0         | 0        | 0        | 1         | 1          | 0         | 0        | .167        |
|                      | Reading        | 1-1        | 3.74        | 15        | 4         | 0        | 0        | 0        | 21.2         | 17        | 9         | 9         | 1        | 2        | 7         | 25         | 2         | 0        | .210        |
| <b>Minors Totals</b> |                | <b>4-5</b> | <b>3.47</b> | <b>53</b> | <b>17</b> | <b>0</b> | <b>0</b> | <b>2</b> | <b>109.0</b> | <b>93</b> | <b>44</b> | <b>42</b> | <b>2</b> | <b>2</b> | <b>48</b> | <b>105</b> | <b>16</b> | <b>1</b> | <b>.231</b> |

**LEITCH, RYAN CARSON...** C... **B-T:** R-R... **HT:** 6-1; **WT:** 195... **BORN:** August 26, 2001, Clarksburg, WV... **RESIDES:** Whitby, Ontario, Canada... **HOW OBTAINED:** Signed by Phillies as a non-drafted free agent, 7/26/22... **SIGNED BY:** Jeff Zona Jr... **EDUCATION:** Attended Marshall University (WV)... 2019 graduate of Sinclair Secondary School (Can).

**2022:** Began professional career with Clearwater (A)... Made his pro debut, 8/3 at Tampa... Started 8 of his 9 games played at catcher... Threw out 54.4% of runners attempting to steal (6-11)... Participated in Florida Instructional League.

| YEAR | CLUB       | AVG  | G | AB | R | H | 2B | 3B | HR | RBI | SH | SF | HP | BB | SO | SB | CS | OBP  | SLG  | OPS  | E |
|------|------------|------|---|----|---|---|----|----|----|-----|----|----|----|----|----|----|----|------|------|------|---|
| 2022 | Clearwater | .212 | 9 | 33 | 3 | 7 | 0  | 0  | 2  | 6   | 0  | 0  | 0  | 0  | 16 | 0  | 0  | .212 | .394 | .606 | 1 |

**LEVERETT, ADAM STEVEN...** RHP... **B-T:** L-R... **HT:** 6-5; **WT:** 215... **BORN:** September 19, 1998, Macon, GA... **RESIDES:** Macon... **HOW OBTAINED:** Selected by Phillies in 15th round of 2019 MLB Draft... **SIGNED BY:** Aaron Jersild... **EDUCATION:** 2019 graduate of Gordon State College (GA)... 2017 graduate of Mount de Sales Academy (GA).

**2022:** Spent season with Reading (AA)... Was on the IL (right shoulder capsulitis), 5/18-6/11... Averaged 10.13 SO/9.0 IP (84 SO, 74.2 IP)... Struck out a season-high 7 batters on 4/29 (5.0 IP)... **2021:** Selected as an Organization All-Star by MiLB.com... Posted the lowest ERA (3.48) among all Phillies minor league pitchers (min. 85.0 IP)... Began season with Jersey Shore (A), posting a 0.35 ERA (1 ER, 26.0 IP) in his first 7 games (through 6/15)... Had 3 stints with Reading, which is where he finished the year... Was with Lehigh Valley (AAA), 8/13-23... Combined to allow just 0.74 HR/9.0 IP (7 HR in 85.1 IP)... Named Phillies Minor League Co-Pitcher of the Month for June (2.08 ERA in 5 G)... **2020:** Did not pitch... **2019:** Made professional debut with Gulf Coast League Phillies East (R)... Spent most of his first pro season with Williamsport (A)... Participated in Florida Instructional League.

| YEAR                 | CLUB           | W-L          | ERA         | G         | GS        | CG       | SHO      | SV       | IP           | H          | R          | ER        | HR        | HB        | BB        | SO         | WP        | BK       | AVG         |
|----------------------|----------------|--------------|-------------|-----------|-----------|----------|----------|----------|--------------|------------|------------|-----------|-----------|-----------|-----------|------------|-----------|----------|-------------|
| 2019                 | GCL Phillies-E | 0-0          | 2.45        | 2         | 1         | 0        | 0        | 0        | 3.2          | 4          | 1          | 1         | 0         | 0         | 0         | 6          | 1         | 0        | .267        |
|                      | Williamsport   | 1-2          | 4.45        | 9         | 5         | 0        | 0        | 0        | 28.1         | 31         | 16         | 14        | 3         | 1         | 13        | 22         | 3         | 2        | .279        |
| 2020                 | Did not pitch  |              |             |           |           |          |          |          |              |            |            |           |           |           |           |            |           |          |             |
| 2021                 | Jersey Shore   | 1-0          | 1.56        | 11        | 7         | 0        | 0        | 0        | 40.1         | 22         | 7          | 7         | 0         | 4         | 15        | 46         | 3         | 1        | .159        |
|                      | Reading        | 2-5          | 5.50        | 8         | 8         | 0        | 0        | 0        | 36.0         | 38         | 24         | 22        | 5         | 3         | 13        | 36         | 3         | 0        | .273        |
|                      | Lehigh Valley  | 1-0          | 4.00        | 2         | 2         | 0        | 0        | 0        | 9.0          | 8          | 4          | 4         | 2         | 0         | 3         | 8          | 0         | 0        | .250        |
| 2022                 | Reading        | 5-8          | 5.54        | 29        | 11        | 0        | 0        | 0        | 74.2         | 83         | 49         | 46        | 14        | 7         | 28        | 84         | 7         | 1        | .286        |
| <b>Minors Totals</b> |                | <b>10-15</b> | <b>4.41</b> | <b>61</b> | <b>34</b> | <b>0</b> | <b>0</b> | <b>0</b> | <b>192.0</b> | <b>186</b> | <b>101</b> | <b>94</b> | <b>24</b> | <b>15</b> | <b>72</b> | <b>202</b> | <b>17</b> | <b>4</b> | <b>.257</b> |

**LINARES, DIEGO FERNANDO...** RHP... **B-T:** R-R... **HT:** 6-2; **WT:** 160... **BORN:** September 29, 2002, Guacara, VZ... **RESIDES:** Guacara... **HOW OBTAINED:** Signed by Phillies as an amateur free agent, 7/2/19... **SIGNED BY:** Rafael Álvarez and William Mota.

**2022:** Spent season with Dominican Summer League Phillies White (R)... Recorded a 1.80 ERA (2 ER, 10.0 IP) and a 0.80 WHIP (3 BB, 5 H) in 4 July games... Held LHH to a .172 AVG (5-29)... **2021:** Pitched for DSL Phillies White and Red in first professional season... **2020:** Did not pitch.

| YEAR                 | CLUB           | W-L        | ERA         | G         | GS       | CG       | SHO      | SV       | IP          | H         | R         | ER        | HR       | HB       | BB        | SO        | WP       | BK       | AVG         |
|----------------------|----------------|------------|-------------|-----------|----------|----------|----------|----------|-------------|-----------|-----------|-----------|----------|----------|-----------|-----------|----------|----------|-------------|
| 2020                 | Did not pitch  |            |             |           |          |          |          |          |             |           |           |           |          |          |           |           |          |          |             |
| 2021                 | DSL Phillies-W | 0-0        | 0.00        | 1         | 0        | 0        | 0        | 0        | 1.0         | 0         | 0         | 0         | 0        | 0        | 2         | 0         | 0        | 0        | .000        |
|                      | DSL Phillies-R | 2-2        | 4.58        | 10        | 0        | 0        | 0        | 0        | 17.2        | 17        | 9         | 9         | 1        | 1        | 6         | 17        | 0        | 1        | .250        |
|                      | DSL Combined   | 2-2        | 4.34        | 11        | 0        | 0        | 0        | 0        | 18.2        | 17        | 9         | 9         | 1        | 1        | 8         | 17        | 0        | 1        | .239        |
| 2022                 | DSL Phillies-W | 5-1        | 3.38        | 13        | 0        | 0        | 0        | 0        | 26.2        | 18        | 13        | 10        | 1        | 1        | 6         | 26        | 6        | 2        | .189        |
| <b>Minors Totals</b> |                | <b>7-3</b> | <b>3.77</b> | <b>24</b> | <b>0</b> | <b>0</b> | <b>0</b> | <b>1</b> | <b>45.1</b> | <b>35</b> | <b>22</b> | <b>19</b> | <b>2</b> | <b>2</b> | <b>14</b> | <b>43</b> | <b>6</b> | <b>3</b> | <b>.211</b> |

**LINDOW, ETHAN...** LHP... **B-T:** R-L... **HT:** 6-2; **WT:** 190... **BORN:** October 15, 1998, Locust Grove, GA... **RESIDES:** Locust Grove... **HOW OBTAINED:** Selected by Phillies in 5th round of 2017 MLB Draft... **SIGNED BY:** Aaron Jersild... **EDUCATION:** 2017 graduate of Locust Grove HS.

**2022:** Began season with Jersey Shore (A)... Promoted to Reading (AA), 5/23... Was on the COVID-related IL, 6/14-23... In 4 June starts (20.1 IP), struck out 28.8% (23-80) of total batters faced and posted a 0.93 WHIP (4 BB, 15 H)... Struck out 7 or more batters three times... **2021:** Began season with Reading... Transferred to Jersey Shore, 6/8... Ranked T-1st in CG (1) & SHO (1) among High-A East pitchers... Named Phillies Minor League Pitcher of the Month for July after going 3-1 with a 1.55 ERA (5 ER, 29.0 IP), 0.90 WHIP and 24 SO to 5 BB in 5 games (4 starts) during that month... Tossed his first professional shutout (7.0 IP), 7/30 vs Brooklyn (gm 2)... Was on the IL with left elbow inflammation, 8/20-end of season... Combined to average 2.33 BB/9.0 IP (22

## LINDOW (continued)

BB/85.0 IP)... **2020:** Did not pitch... **2019:** Won the Paul Owens Award as the best pitcher in the Phillies minor league system... Selected as an Organization All-Star by MiLB.com... Spent majority of season with Lakewood... His final 3 appearances came with Clearwater... Among all Phillies minor league pitchers (min. 85.0 IP), posted the lowest ERA (2.52) and had the 5th-most SO (119)... Posted the lowest WHIP (0.98) in the South Atlantic League (min. 94.0 IP)... Named Phillies Minor League Pitcher of the Month in both June and July... Chosen as Phillies Minor League Pitcher of the Week three times: 5/13-19, 6/3-9 and 8/12-18... Went 5-4 with a 2.52 ERA (31 ER, 110.2 IP), 1.01 WHIP and 119 SO in 26 games (16 starts) for Lakewood (A) and Clearwater (A)... Combined to hold opponents to a .218 AVG and averaged 1.79 BB/9.0 IP... **2018:** Posted the lowest ERA among qualifying Phillies short-season pitchers... Also ranked 1st among Phillies short-season pitchers in IP... Spent entire season with Williamsport (A)... Ranked T-2nd in the New York-Penn League in CG, 3rd in ERA, T-4th in WHIP, 7th in IP, T-7th in starts and T-8th in SO... Posted a 0.41 ERA (1 ER, 22.0 IP) in his last 4 starts... Held LHH to a .181 AVG (15-83)... Limited opponents to a .071 AVG (2-28) with RISP and 2 outs... **2017:** Began professional career with Gulf Coast League Phillies (R)... Earned first pro win, 8/10 vs GCL Tigers East... Averaged 11.06 SO/9.0 IP... Participated in Florida Instructional League.

| YEAR                 | CLUB          | W-L          | ERA         | G         | GS        | CG       | SHO      | SV       | IP           | H          | R          | ER         | HR        | HB        | BB         | SO         | WP        | BK       | AVG         |
|----------------------|---------------|--------------|-------------|-----------|-----------|----------|----------|----------|--------------|------------|------------|------------|-----------|-----------|------------|------------|-----------|----------|-------------|
| 2017                 | GCL Phillies  | 2-2          | 4.55        | 8         | 8         | 0        | 0        | 0        | 27.2         | 26         | 15         | 14         | 2         | 0         | 12         | 34         | 2         | 0        | .241        |
| 2018                 | Williamsport  | 3-2          | 2.19        | 13        | 13        | 1        | 0        | 0        | 70.0         | 58         | 20         | 17         | 2         | 2         | 19         | 63         | 5         | 3        | .227        |
| 2019                 | Lakewood      | 5-2          | 2.66        | 23        | 13        | 0        | 0        | 2        | 94.2         | 73         | 35         | 28         | 4         | 4         | 20         | 103        | 2         | 0        | .208        |
|                      | Clearwater    | 0-2          | 1.69        | 3         | 3         | 0        | 0        | 0        | 16.0         | 17         | 8          | 3          | 0         | 1         | 2          | 16         | 0         | 0        | .274        |
| 2020                 | Did not pitch |              |             |           |           |          |          |          |              |            |            |            |           |           |            |            |           |          |             |
| 2021                 | Reading       | 0-2          | 6.11        | 6         | 5         | 0        | 0        | 0        | 17.2         | 19         | 12         | 12         | 5         | 2         | 11         | 23         | 0         | 0        | .268        |
|                      | Jersey Shore  | 3-6          | 3.21        | 12        | 10        | #1       | #1       | 0        | 67.1         | 65         | 25         | 24         | 11        | 4         | 11         | 59         | 2         | 0        | .260        |
| 2022                 | Jersey Shore  | 2-0          | 1.33        | 8         | 0         | 0        | 0        | 0        | 20.1         | 12         | 4          | 3          | 0         | 1         | 7          | 31         | 0         | 0        | .162        |
|                      | Reading       | 5-3          | 4.20        | 19        | 19        | 0        | 0        | 0        | 96.1         | 95         | 47         | 45         | 12        | 6         | 23         | 67         | 2         | 2        | .254        |
| <b>Minors Totals</b> |               | <b>20-19</b> | <b>3.20</b> | <b>92</b> | <b>71</b> | <b>2</b> | <b>1</b> | <b>2</b> | <b>410.0</b> | <b>365</b> | <b>166</b> | <b>146</b> | <b>36</b> | <b>20</b> | <b>105</b> | <b>396</b> | <b>13</b> | <b>5</b> | <b>.236</b> |

# Tied for league lead

**LINGINFELTER, ZACHARY THOMAS (Zach)**... **RHP**... **B-T:** L-R... **HT:** 6-5; **WT:** 225... **BORN:** April 10, 1997, Knoxville, TN... **RESIDES:** Sevierville, TN... **HOW OBTAINED:** Selected by Phillies from LAA in minor league Rule 5 draft, 12/7/22... **SIGNED BY:** Joel Murrie... **EDUCATION:** Attended University of Tennessee... 2016 graduate of Sevier County HS (TN)... **MISC:** Originally selected by LAA in 9th round of 2019 MLB Draft; previously selected by NYY (2016) and WSH (2018), but did not sign.

**2022:** Spent season with Rocket City (AA)... **2021:** Began season with Tri-City (A) and was promoted to Rocket City on 8/19 for the remainder of the season... **2020:** Did not pitch... **2019:** Missed season with a left calf strain.

| YEAR                 | CLUB                    | W-L        | ERA         | G         | GS        | CG       | SHO      | SV       | IP           | H         | R         | ER        | HR        | HB        | BB        | SO         | WP        | BK       | AVG         |
|----------------------|-------------------------|------------|-------------|-----------|-----------|----------|----------|----------|--------------|-----------|-----------|-----------|-----------|-----------|-----------|------------|-----------|----------|-------------|
| 2019                 | Injured - Did not pitch |            |             |           |           |          |          |          |              |           |           |           |           |           |           |            |           |          |             |
| 2020                 | Did not pitch           |            |             |           |           |          |          |          |              |           |           |           |           |           |           |            |           |          |             |
| 2021                 | Tri-City                | 2-6        | 4.26        | 21        | 13        | 0        | 0        | 1        | 63.1         | 59        | 40        | 30        | 8         | 5         | 41        | 73         | 9         | 0        | .239        |
|                      | Rocket City             | 0-1        | 2.70        | 6         | 0         | 0        | 0        | 0        | 6.2          | 3         | 2         | 2         | 1         | 0         | 6         | 6          | 0         | 0        | .136        |
| 2022                 | Rocket City             | 2-1        | 6.54        | 24        | 0         | 0        | 0        | 0        | 31.2         | 28        | 23        | 23        | 1         | 8         | 20        | 38         | 2         | 0        | .241        |
| <b>Minors Totals</b> |                         | <b>4-8</b> | <b>4.87</b> | <b>51</b> | <b>13</b> | <b>0</b> | <b>0</b> | <b>1</b> | <b>101.2</b> | <b>90</b> | <b>65</b> | <b>55</b> | <b>10</b> | <b>13</b> | <b>67</b> | <b>117</b> | <b>11</b> | <b>0</b> | <b>.234</b> |

**LIRANZO, ANGEL MIGUEL**... **LHP**... **B-T:** L-L... **HT:** 6-2; **WT:** 170... **BORN:** August 5, 2006, Sanchez, DR... **RESIDES:** Samana, DR... **HOW OBTAINED:** Signed by Phillies as an amateur free agent, 1/15/23... **SIGNED BY:** Victor Santana.

**LOPEZ, VICTOR ALEXANDER**... **RHP**... **B-T:** R-R... **HT:** 6-4; **WT:** 215... **BORN:** September 2, 1999, Tenares, DR... **RESIDES:** Santo Domingo, DR... **HOW OBTAINED:** Signed by Phillies as an amateur free agent, 3/30/19... **SIGNED BY:** Carlos Salas and Bernardo Pérez.

**2022:** Spent season with Clearwater (A)... Was on the IL (lower leg infection), 5/2-23... Among Florida State League pitchers, ranked T-3rd in wins... **2021:** Began season with Florida Complex League Phillies (R)... Promoted to Clearwater, 7/28, and then to Jersey Shore (A), 8/21... Overall, posted a 2.60 ERA (8 ER, 27.2 IP), held opponents to a .214 AVG (22-103) and stranded 11 of 13 inherited base runners (84.6%)... **2020:** Did not pitch... **2019:** Began professional career with Dominican Summer League Phillies White (R)... Was T-5th among DSL pitchers in games started.

| YEAR                 | CLUB           | W-L        | ERA         | G         | GS        | CG       | SHO      | SV       | IP           | H          | R         | ER        | HR       | HB       | BB        | SO         | WP       | BK       | AVG         |
|----------------------|----------------|------------|-------------|-----------|-----------|----------|----------|----------|--------------|------------|-----------|-----------|----------|----------|-----------|------------|----------|----------|-------------|
| 2019                 | DSL Phillies-W | 1-3        | 2.29        | 14        | 14        | 0        | 0        | 0        | 51.0         | 46         | 19        | 13        | 1        | 6        | 25        | 46         | 4        | 0        | .241        |
| 2020                 | Did not pitch  |            |             |           |           |          |          |          |              |            |           |           |          |          |           |            |          |          |             |
| 2021                 | FCL Phillies   | 0-0        | 0.00        | 5         | 0         | 0        | 0        | 1        | 5.2          | 3          | 0         | 0         | 0        | 0        | 0         | 4          | 0        | 0        | .150        |
|                      | Clearwater     | 0-1        | 3.72        | 6         | 0         | 0        | 0        | 1        | 9.2          | 11         | 5         | 4         | 0        | 0        | 3         | 15         | 0        | 0        | .275        |
|                      | Jersey Shore   | 0-0        | 2.92        | 6         | 0         | 0        | 0        | 0        | 12.1         | 8          | 4         | 4         | 1        | 0        | 6         | 8          | 1        | 0        | .186        |
| 2022                 | Clearwater     | 7-1        | 6.03        | 22        | 0         | 0        | 0        | 0        | 31.1         | 35         | 24        | 21        | 5        | 1        | 12        | 31         | 4        | 1        | .289        |
| <b>Minors Totals</b> |                | <b>8-5</b> | <b>3.44</b> | <b>53</b> | <b>14</b> | <b>0</b> | <b>0</b> | <b>2</b> | <b>110.0</b> | <b>103</b> | <b>52</b> | <b>42</b> | <b>7</b> | <b>7</b> | <b>46</b> | <b>104</b> | <b>9</b> | <b>1</b> | <b>.248</b> |



**LOZANO, FERNANDO...** RHP... **B-T:** R-R... **HT:** 6-1; **WT:** 195... **BORN:** January 11, 2000, Ensenada, MX... **RESIDES:** Ensenada... **HOW OBTAINED:** Signed by Phillies as an amateur free agent, 4/25/19... **SIGNED BY:** Oneri Fleita and Charlie Gastelum.

**2022:** Split season between Clearwater (A) and Florida Complex League Phillies (R)... Recorded 5 straight scoreless appearances from 7/12-8/13 (13.0 IP)... **2021:** Pitched mostly for Clearwater... Posted a 1.65 ERA (3 ER, 16.1 IP) in June... Was on the IL with a right shoulder strain, 8/7-end of season, which included a rehab assignment to FCL Phillies... Overall, posted a 2.57 ERA (16 ER, 56.0 IP), 1.07 WHIP and held RHH to a .171 AVG (21-123)... Following the season, pitched for Mexicali in the Mexican Pacific Winter League... **2020:** Pitched for Mexicali in the MPWL... **2019:** Spent entire season with Gulf Coast League Phillies West (R)... Posted a 0.95 WHIP... Participated in Florida Instructional League... **2018:** Appeared in 3 games with Tijuana (AAA) in the fall Mexican League.

| YEAR                 | CLUB           | W-L         | ERA         | G         | GS       | CG       | SHO      | SV       | IP           | H          | R         | ER        | HR        | HB       | BB        | SO         | WP       | BK       | AVG         |
|----------------------|----------------|-------------|-------------|-----------|----------|----------|----------|----------|--------------|------------|-----------|-----------|-----------|----------|-----------|------------|----------|----------|-------------|
| 2019                 | GCL Phillies-W | 5-0         | 1.99        | 17        | 0        | 0        | 0        | 2        | 31.2         | 24         | 8         | 7         | 1         | 1        | 6         | 31         | 1        | 0        | .211        |
| 2020                 | Did not pitch  |             |             |           |          |          |          |          |              |            |           |           |           |          |           |            |          |          |             |
| 2021                 | Clearwater     | 3-2         | 2.60        | 17        | 6        | 0        | 0        | 0        | 52.0         | 36         | 22        | 15        | 6         | 1        | 21        | 51         | 6        | 0        | .188        |
|                      | FCL Phillies   | 0-1         | 2.25        | 3         | 1        | 0        | 0        | 1        | 4.0          | 2          | 1         | 1         | 1         | 0        | 1         | 4          | 0        | 0        | .143        |
| 2022                 | FCL Phillies   | 0-0         | 2.56        | 11        | 2        | 0        | 0        | 2        | 31.2         | 27         | 9         | 9         | 1         | 1        | 5         | 25         | 1        | 0        | .233        |
|                      | Clearwater     | 2-0         | 5.51        | 9         | 0        | 0        | 0        | 0        | 16.1         | 20         | 10        | 10        | 1         | 1        | 7         | 13         | 1        | 1        | .323        |
| <b>Minors Totals</b> |                | <b>10-3</b> | <b>2.79</b> | <b>57</b> | <b>9</b> | <b>0</b> | <b>0</b> | <b>5</b> | <b>135.2</b> | <b>109</b> | <b>50</b> | <b>42</b> | <b>10</b> | <b>4</b> | <b>40</b> | <b>124</b> | <b>9</b> | <b>1</b> | <b>.219</b> |

**MANRIQUE, RENAIR REINALDO...** INF... **B-T:** S-R... **HT:** 6-1; **WT:** 160... **BORN:** February 8, 2006, Ciudad Bolivar, VZ... **RESIDES:** Ciudad Bolivar... **HOW OBTAINED:** Signed by Phillies as an amateur free agent, 1/15/23... **SIGNED BY:** Ebert Velásquez.

**MARCANO, RAFAEL ALFONSO...** LHP... **B-T:** L-L... **HT:** 5-10; **WT:** 180... **BORN:** April 20, 2000, Punta Cardón, VZ... **RESIDES:** Punto Fijo, VZ... **HOW OBTAINED:** Signed by Phillies as an amateur free agent, 4/27/18... **SIGNED BY:** Rómulo Oliveros.

**2022:** Began season with Clearwater (A)... Was on the IL (left finger laceration), 4/20-6/4... Posted a 2.45 ERA (4 ER, 14.2 IP) in 5 June starts... Promoted to Jersey Shore (A), 7/2... **2021:** Primarily pitched for Clearwater... In first 6 games, posted a 0.90 ERA (2 ER, 20.0 IP), 0.90 WHIP, had 28 strikeouts and held opponents to a .173 AVG (13-75)... On 6/5 at Daytona, tossed 5.0 hitless innings (15 batters faced, 0 BB, 8 SO)... Was on the IL, 8/8-9/7 (left triceps strain), which included a rehab assignment to Florida Complex League Phillies (R)... Combined to average 11.37 SO/9.0 IP (72 SO/57.0 IP)... Participated in Florida Instructional League... **2020:** Participated in FIL... **2019:** Spent entire season with Gulf Coast League Phillies East (R)... Participated in FIL... **2018:** Made his professional debut with Dominican Summer League Phillies White (R).

| YEAR                 | CLUB           | W-L         | ERA         | G         | GS        | CG       | SHO      | SV       | IP           | H          | R         | ER        | HR        | HB        | BB        | SO         | WP        | BK       | AVG         |
|----------------------|----------------|-------------|-------------|-----------|-----------|----------|----------|----------|--------------|------------|-----------|-----------|-----------|-----------|-----------|------------|-----------|----------|-------------|
| 2018                 | DSL Phillies-W | 1-0         | 1.35        | 9         | 1         | 0        | 0        | 0        | 13.1         | 10         | 3         | 2         | 0         | 1         | 6         | 11         | 1         | 0        | .208        |
| 2019                 | GCL Phillies-E | 0-2         | 4.24        | 9         | 4         | 0        | 0        | 1        | 23.1         | 22         | 12        | 11        | 1         | 1         | 7         | 24         | 2         | 0        | .242        |
| 2020                 | Did not pitch  |             |             |           |           |          |          |          |              |            |           |           |           |           |           |            |           |          |             |
| 2021                 | Clearwater     | 1-3         | 3.76        | 17        | 8         | 0        | 0        | 0        | 52.2         | 53         | 26        | 22        | 4         | 4         | 27        | 67         | 8         | 3        | .259        |
|                      | FCL Phillies   | 2-0         | 2.08        | 3         | 0         | 0        | 0        | 0        | 4.1          | 2          | 1         | 1         | 1         | 0         | 5         | 0          | 0         | 0        | .133        |
| 2022                 | Clearwater     | 1-4         | 3.80        | 7         | 3         | 0        | 0        | 0        | 21.1         | 25         | 14        | 9         | 0         | 1         | 9         | 26         | 1         | 3        | .284        |
|                      | Jersey Shore   | 1-5         | 5.82        | 10        | 10        | 0        | 0        | 0        | 43.1         | 45         | 31        | 28        | 5         | 3         | 22        | 47         | 2         | 2        | .268        |
| <b>Minors Totals</b> |                | <b>6-14</b> | <b>4.15</b> | <b>55</b> | <b>26</b> | <b>0</b> | <b>0</b> | <b>1</b> | <b>158.1</b> | <b>157</b> | <b>87</b> | <b>73</b> | <b>11</b> | <b>10</b> | <b>71</b> | <b>180</b> | <b>14</b> | <b>8</b> | <b>.255</b> |

**MARCHAN, JOSÉ JESÚS...** OF... **B-T:** R-R... **HT:** 6-1; **WT:** 180... **BORN:** December 20, 2005, Cumana, VZ... **RESIDES:** Cumana... **HOW OBTAINED:** Signed by Phillies as an amateur free agent, 1/15/23... **SIGNED BY:** Jonatan Hernández.

**MARCONI, BRIAN AUSTIN...** LHP... **B-T:** R-L... **HT:** 6-2; **WT:** 186... **BORN:** May 9, 1997, Philadelphia, PA... **RESIDES:** Marlton, NJ... **HOW OBTAINED:** Signed by Phillies as a non-drafted free agent, 6/12/19... **SIGNED BY:** Kellan McKeon... **EDUCATION:** 2019 graduate of George Mason University (VA)... 2015 graduate of Cherokee HS (NJ).

**2022:** Led the Eastern League in saves (18)... Among all Phillies minor league pitchers, ranked 1st in saves and games played (53)... Spent majority of season with Reading (AA)... Promoted to Lehigh Valley (AAA), 8/26... Between both levels, converted 18 of his 22 save opportunities (81.8%)... Did not allow an earned run in 9 of 11 August appearances (11.0 IP)... **2021:** Named the reliever for the Double-A Northeast League All-Star team... Led all Phillies minor league pitchers in saves (15) and ranked 2nd among Double-A Northeast pitchers... Began season with Jersey Shore (A)... Promoted to Reading, 5/16, and to Lehigh Valley, 9/22... Overall, posted a 3.04 ERA (18 ER, 53.1 IP), went 15-for-16 in save opportunities (93.8%) and averaged 11.31 SO/9.0 IP (67 SO)... Did not allow an ER for 22.0 consecutive innings during a streak that began 6/15 and ended 8/15... **2020:** Did not pitch... **2019:** Began professional career with Gulf Coast League Phillies West (R)... Tossed 0.1 inning in a combined no-hitter at GCL Phillies East, 6/26... Spent most of season with Williamsport (A).

**MARCONI (continued)**

| YEAR                 | CLUB           | W-L         | ERA         | G          | GS       | CG       | SHO      | SV        | IP           | H          | R         | ER        | HR        | HB        | BB        | SO         | WP       | BK       | AVG         |
|----------------------|----------------|-------------|-------------|------------|----------|----------|----------|-----------|--------------|------------|-----------|-----------|-----------|-----------|-----------|------------|----------|----------|-------------|
| 2019                 | GCL Phillies-W | 0-0         | 0.00        | 3          | 0        | 0        | 0        | 0         | 2.1          | 1          | 0         | 0         | 0         | 0         | 3         | 3          | 1        | 0        | .125        |
|                      | Williamsport   | 1-4         | 4.56        | 14         | 0        | 0        | 0        | 1         | 23.2         | 27         | 15        | 12        | 0         | 1         | 11        | 25         | 1        | 0        | .293        |
| 2020                 | Did not pitch  |             |             |            |          |          |          |           |              |            |           |           |           |           |           |            |          |          |             |
| 2021                 | Jersey Shore   | 0-0         | 0.00        | 3          | 0        | 0        | 0        | 0         | 5.2          | 2          | 0         | 0         | 0         | 0         | 4         | 9          | 0        | 0        | .118        |
|                      | Reading        | 1-2         | 2.27        | 34         | 0        | 0        | 0        | 15        | 43.2         | 31         | 12        | 11        | 5         | 1         | 21        | 56         | 1        | 0        | .200        |
|                      | Lehigh Valley  | 0-0         | 15.75       | 4          | 0        | 0        | 0        | 0         | 4.0          | 9          | 7         | 7         | 0         | 2         | 6         | 2          | 0        | 0        | .474        |
| 2022                 | Reading        | 4-6         | 4.53        | 43         | 0        | 0        | 0        | *18       | 43.2         | 42         | 24        | 22        | 4         | 5         | 34        | 57         | 2        | 0        | .251        |
|                      | Lehigh Valley  | 0-1         | 3.95        | 10         | 1        | 0        | 0        | 0         | 13.2         | 15         | 7         | 6         | 2         | 2         | 13        | 11         | 0        | 0        | .288        |
| <b>Minors Totals</b> |                | <b>6-13</b> | <b>3.82</b> | <b>111</b> | <b>1</b> | <b>0</b> | <b>0</b> | <b>34</b> | <b>136.2</b> | <b>127</b> | <b>65</b> | <b>58</b> | <b>11</b> | <b>11</b> | <b>92</b> | <b>163</b> | <b>5</b> | <b>0</b> | <b>.249</b> |

\* League leader

**MARTIN, NOAH CASEY (Casey)...** INF... B-T: R-R... HT: 5-10; WT: 175... BORN: April 7, 1999, Little Rock, AR... RESIDES: Lonoke, AR... **HOW OBTAINED:** Selected by Phillies in 3rd round of 2020 MLB Draft... **SIGNED BY:** Tommy Field... **EDUCATION:** Attended University of Arkansas... 2017 graduate of Lonoke HS... **MISC:** Was the 2017 Gatorade Arkansas Baseball Player of the Year after batting .628 with 7 HR and 29 RBI while going 5-1 with a 1.50 ERA and 29 strikeouts in 22.2 innings pitched... In 2018, was named to the All-SEC Second Team and the SEC All-Freshman Team... Member of the Arkansas team that lost in the 2018 College World Series Finals to Oregon State... As a sophomore, made the All-SEC Second Team... In 2020, was on the preseason Golden Spikes Award watch list and selected as a College Baseball Preseason All-American (First Team) by *Baseball America*... Slashed .311/.393/.545 with 38 2B, 3 3B, 30 HR, 112 RBI, 118 runs and 24 SB in 27 SB attempts in 143 games during his 3-year collegiate career.

**2022:** Spent season with Jersey Shore (A)... Was on the IL (left hand fracture), 8/27-end of the season... Was successful on 89.5% (17-19) of stolen base attempts... **2021:** Began season with Clearwater (A)... Promoted to Jersey Shore, 6/22, and transferred back to Clearwater, 7/27... Had a season-best 3 steals, 5/15 at Fort Myers... Finished 4th in doubles (21) among all Phillies minor league hitters... Was on the IL with a left ankle impingement, 9/1-9... Defensively, made starts at 2nd base (35) and SS (62)... Participated in Florida Instructional League... **2020:** Participated in FIL.

| YEAR                 | CLUB         | AVG         | G          | AB         | R         | H          | 2B        | 3B       | HR        | RBI       | SH       | SF       | HP        | BB        | SO         | SB        | CS       | OBP         | SLG         | OPS         | E         |
|----------------------|--------------|-------------|------------|------------|-----------|------------|-----------|----------|-----------|-----------|----------|----------|-----------|-----------|------------|-----------|----------|-------------|-------------|-------------|-----------|
| 2020                 | Did not play |             |            |            |           |            |           |          |           |           |          |          |           |           |            |           |          |             |             |             |           |
| 2021                 | Clearwater   | .223        | 69         | 264        | 33        | 59         | 17        | 0        | 6         | 35        | 0        | 1        | 8         | 28        | 68         | 15        | 3        | .316        | .356        | .672        | 10        |
|                      | Jersey Shore | .136        | 29         | 110        | 15        | 15         | 4         | 0        | 1         | 7         | 1        | 1        | 1         | 13        | 52         | 2         | 4        | .232        | .200        | .432        | 7         |
| 2022                 | Jersey Shore | .181        | 110        | 398        | 42        | 72         | 21        | 2        | 5         | 33        | 1        | 3        | 7         | 22        | 101        | 17        | 2        | .235        | .281        | .516        | 16        |
| <b>Minors Totals</b> |              | <b>.189</b> | <b>208</b> | <b>772</b> | <b>90</b> | <b>146</b> | <b>42</b> | <b>2</b> | <b>12</b> | <b>75</b> | <b>2</b> | <b>5</b> | <b>16</b> | <b>63</b> | <b>221</b> | <b>34</b> | <b>9</b> | <b>.263</b> | <b>.295</b> | <b>.558</b> | <b>33</b> |

**MARTÍNEZ, JAROL GIOVANNI...** INF... B-T: R-R... HT: 6-2; WT: 165... BORN: July 19, 2003, Guarenas, VZ... RESIDES: Higueroite, VZ... **HOW OBTAINED:** Signed by Phillies as an amateur free agent, 7/19/19... **SIGNED BY:** Rafael Álvarez and Ebert Velásquez.

**2022:** Spent season with Dominican Summer League Phillies White (R)... Ranked 2nd on the team in OBP and 3rd in AVG (min. 100 PA)... Recorded a .333 AVG (21-63) against RHP... Posted a .457 OBP in 13 June games (35 PA)... **2021:** Began professional career with DSL League Phillies White... Defensively, made starts at 1st base (12), 3rd base (9) and SS (1)... **2020:** Did not play.

| YEAR                 | CLUB           | AVG         | G         | AB         | R         | H         | 2B       | 3B       | HR       | RBI       | SH       | SF       | HP       | BB        | SO        | SB       | CS       | OBP         | SLG         | OPS         | E        |
|----------------------|----------------|-------------|-----------|------------|-----------|-----------|----------|----------|----------|-----------|----------|----------|----------|-----------|-----------|----------|----------|-------------|-------------|-------------|----------|
| 2020                 | Did not play   |             |           |            |           |           |          |          |          |           |          |          |          |           |           |          |          |             |             |             |          |
| 2021                 | DSL Phillies-W | .138        | 37        | 87         | 12        | 12        | 4        | 0        | 0        | 8         | 0        | 1        | 0        | 19        | 39        | 2        | 4        | .290        | .184        | .474        | 4        |
| 2022                 | DSL Phillies-W | .294        | 35        | 85         | 22        | 25        | 3        | 0        | 0        | 10        | 0        | 0        | 4        | 14        | 26        | 3        | 2        | .417        | .329        | .746        | 2        |
| <b>Minors Totals</b> |                | <b>.215</b> | <b>72</b> | <b>172</b> | <b>34</b> | <b>37</b> | <b>7</b> | <b>0</b> | <b>0</b> | <b>18</b> | <b>0</b> | <b>1</b> | <b>4</b> | <b>33</b> | <b>65</b> | <b>5</b> | <b>6</b> | <b>.352</b> | <b>.256</b> | <b>.608</b> | <b>6</b> |

**MARTÍNEZ, JORDI ANTONIO...** LHP... B-T: L-L... HT: 6-2; WT: 215... BORN: July 18, 2000, Santiago, DR... RESIDES: Santiago... **HOW OBTAINED:** Signed by Phillies as an amateur free agent, 1/22/18... **SIGNED BY:** Carlos Salas.

**2022:** Spent majority of season with Clearwater (A)... Was on the IL (left arm impingement), beginning of the season-4/25... Made two appearances with Jersey Shore (A) to finish the season... Posted a 2.79 ERA (6 ER, 19.1 IP) in 4 August starts... **2021:** Pitched for Clearwater... Went 2-0 with a 1.53 ERA (3 ER, 17.2 IP) in 5 June games (3 starts)... Was on the IL, 7/13-remainder of season, with a left UCL injury... **2020:** Did not pitch... **2019:** Appeared in 5 games (1 start) with Gulf Coast League Phillies East (R)... Participated in Florida Instructional League... **2018:** Began professional career with Dominican Summer League Phillies Red (R)... Did not surrender a HR in 41.1 IP... Participated in FIL.

| YEAR                 | CLUB           | W-L         | ERA         | G         | GS        | CG       | SHO      | SV       | IP           | H          | R         | ER        | HR       | HB       | BB        | SO         | WP       | BK       | AVG         |
|----------------------|----------------|-------------|-------------|-----------|-----------|----------|----------|----------|--------------|------------|-----------|-----------|----------|----------|-----------|------------|----------|----------|-------------|
| 2018                 | DSL Phillies-R | 1-4         | 5.44        | 14        | 10        | 0        | 0        | 0        | 41.1         | 45         | 27        | 25        | 0        | 3        | 14        | 37         | 1        | 1        | .276        |
| 2019                 | GCL Phillies-E | 1-0         | 3.00        | 5         | 1         | 0        | 0        | 0        | 12.0         | 9          | 4         | 4         | 1        | 1        | 5         | 13         | 0        | 1        | .205        |
| 2020                 | Did not pitch  |             |             |           |           |          |          |          |              |            |           |           |          |          |           |            |          |          |             |
| 2021                 | Clearwater     | 3-0         | 2.53        | 10        | 6         | 0        | 0        | 0        | 32.0         | 25         | 10        | 9         | 2        | 1        | 11        | 34         | 1        | 0        | .212        |
| 2022                 | Clearwater     | 3-6         | 4.25        | 17        | 15        | 0        | 0        | 0        | 72.0         | 79         | 41        | 34        | 6        | 1        | 23        | 64         | 2        | 1        | .280        |
|                      | Jersey Shore   | 0-1         | 4.05        | 2         | 2         | 0        | 0        | 0        | 6.2          | 9          | 7         | 3         | 0        | 0        | 1         | 7          | 1        | 0        | .310        |
| <b>Minors Totals</b> |                | <b>8-11</b> | <b>4.12</b> | <b>48</b> | <b>34</b> | <b>0</b> | <b>0</b> | <b>0</b> | <b>164.0</b> | <b>167</b> | <b>89</b> | <b>75</b> | <b>9</b> | <b>6</b> | <b>54</b> | <b>155</b> | <b>5</b> | <b>3</b> | <b>.263</b> |

SCOUTING & PLAYER DEV.

**MARTÍNEZ, LUIS ANDRÉS...** LHP... B-T: L-L... HT: 5-11; WT: 160... BORN: December 5, 2005, La Romana, DR... RESIDES: La Romana... HOW OBTAINED: Signed by Phillies as an amateur free agent, 1/15/23... SIGNED BY: Victor Santana.

**MARTÍNEZ, PEDRO MIGUEL...** INF... B-T: S-R... HT: 5-11; WT: 165... BORN: January 28, 2001, Porlamar, VZ... RESIDES: Margarita, VZ... HOW OBTAINED: Selected by Phillies from TB in minor league Rule 5 draft, 12/7/22... SIGNED BY: Hector Ortega, Louie Eljaua and Julio Figueroa.

**2022:** Played in only 23 games with Bowling Green (A) and Florida Complex League Rays (R) after spending time on the IL with right hamstring strains, 4/8-25 and 5/22-6/27, and a left hamstring strain, 7/5-9/22... **2021:** Spent season with Bowling Green... **2020:** Did not play... **2019:** Split season between Arizona League Cubs 1 (R) and Eugene (A)... Named Cubs Minor League Player of the Month for July, batting .402 (33-82), 5 2B, HR, 13 BB... **2018:** Began pro career with Dominican Summer League Cubs 2 (R).

| YEAR                 | CLUB          | AVG         | G          | AB         | R          | H          | 2B        | 3B        | HR        | RBI       | SH       | SF       | HP        | BB        | SO         | SB        | CS        | OBP         | SLG         | OPS         | E         |
|----------------------|---------------|-------------|------------|------------|------------|------------|-----------|-----------|-----------|-----------|----------|----------|-----------|-----------|------------|-----------|-----------|-------------|-------------|-------------|-----------|
| 2018                 | DSL Cubs-2    | .310        | 54         | 197        | 37         | 61         | 3         | 5         | 2         | 25        | 2        | 0        | 3         | 26        | 26         | 31        | 9         | .398        | .406        | .804        | 12        |
| 2019                 | AZL Cubs-1    | .352        | 27         | 108        | 12         | 38         | 6         | 3         | 2         | 17        | 1        | 0        | 0         | 12        | 27         | 8         | 5         | .417        | .519        | .936        | 6         |
|                      | Eugene        | .265        | 27         | 98         | 15         | 26         | 2         | 3         | 0         | 7         | 0        | 0        | 2         | 12        | 36         | 11        | 5         | .357        | .347        | .704        | 4         |
| 2020                 | Did not play  |             |            |            |            |            |           |           |           |           |          |          |           |           |            |           |           |             |             |             |           |
| 2021                 | Bowling Green | .216        | 89         | 348        | 50         | 75         | 12        | 3         | 6         | 39        | 2        | 0        | 5         | 31        | 121        | 21        | 18        | .289        | .319        | .608        | 13        |
| 2022                 | Bowling Green | .233        | 17         | 60         | 9          | 14         | 3         | 0         | 0         | 1         | 0        | 0        | 2         | 8         | 18         | 5         | 1         | .343        | .283        | .626        | 3         |
|                      | FCL Rays      | .125        | 6          | 16         | 1          | 2          | 1         | 0         | 0         | 1         | 0        | 0        | 0         | 2         | 3          | 2         | 0         | .222        | .188        | .410        | 0         |
| <b>Minors Totals</b> |               | <b>.261</b> | <b>220</b> | <b>827</b> | <b>124</b> | <b>216</b> | <b>27</b> | <b>14</b> | <b>10</b> | <b>90</b> | <b>5</b> | <b>0</b> | <b>12</b> | <b>91</b> | <b>231</b> | <b>78</b> | <b>38</b> | <b>.343</b> | <b>.364</b> | <b>.707</b> | <b>38</b> |

**MATA, ANGEL ALEXANDER...** C... B-T: R-R... HT: 6-1; WT: 175... BORN: January 4, 2005, Cumaná, VZ... RESIDES: Cumaná... HOW OBTAINED: Signed by Phillies as an amateur free agent, 1/15/22... SIGNED BY: Carlos Salas and Ebert Velásquez.

**2022:** Began professional career with Dominican Summer League Phillies White (R)... Threw out 51.3% (20-39) of batters attempting to steal... Made his pro debut, 6/6 at DSL Giants Black... In 9 August games, slashed .438/.500/.688 (18 PA).

| YEAR | CLUB           | AVG  | G  | AB | R | H  | 2B | 3B | HR | RBI | SH | SF | HP | BB | SO | SB | CS | OBP  | SLG  | OPS  | E |
|------|----------------|------|----|----|---|----|----|----|----|-----|----|----|----|----|----|----|----|------|------|------|---|
| 2022 | DSL Phillies-W | .253 | 33 | 75 | 9 | 19 | 3  | 0  | 1  | 12  | 0  | 1  | 1  | 8  | 8  | 1  | 0  | .329 | .333 | .662 | 5 |

**MATERA, NICK J...** C... B-T: R-R... HT: 6-1; WT: 225... BORN: August 29, 1996, Roxbury, NJ... RESIDES: Succasunna, NJ... HOW OBTAINED: Selected by Phillies in 34th round of 2018 MLB Draft... SIGNED BY: Connor Betbeze... EDUCATION: Attended Rutgers University - New Brunswick (NJ)... 2015 graduate of Roxbury HS.

**2022:** Spent season with Jersey Shore (A)... Was on the IL (left hand fracture), 6/8-8/21, which included rehab assignments with Florida Complex League Phillies (R) and Clearwater (A)... With Jersey Shore, walked in 14.2% of his plate appearances (22-154)... Posted a .389 OBP in 13 April games (54 PA)... **2021:** Began season with Reading (AA)... Was on the IL, 6/14-8/23, with a left meniscus tear... Had rehab assignments to FCL Phillies and Clearwater... Finished year at Jersey Shore... Combined to hit 9 HR in 140 AB (15.56 AB/HR)... Overall at catcher, caught 16.7% (7-42) of base runners attempting to steal... Participated in Florida Instructional League... **2020:** Did not play... **2019:** Appeared in 26 games overall for Williamsport (A), Lakewood (A), Lehigh Valley (AAA) and Clearwater... **2018:** Began professional career with Gulf Coast League Phillies West (R).

| YEAR                 | CLUB           | AVG         | G          | AB         | R         | H         | 2B        | 3B       | HR        | RBI       | SH       | SF       | HP       | BB        | SO         | SB       | CS       | OBP         | SLG         | OPS         | E         |
|----------------------|----------------|-------------|------------|------------|-----------|-----------|-----------|----------|-----------|-----------|----------|----------|----------|-----------|------------|----------|----------|-------------|-------------|-------------|-----------|
| 2018                 | GCL Phillies-W | .224        | 25         | 76         | 13        | 17        | 6         | 0        | 0         | 5         | 0        | 1        | 2        | 13        | 17         | 0        | 1        | .348        | .303        | .650        | 2         |
| 2019                 | Williamsport   | .269        | 8          | 26         | 2         | 7         | 3         | 0        | 1         | 3         | 0        | 0        | 0        | 3         | 4          | 0        | 0        | .345        | .500        | .845        | 0         |
|                      | Lakewood       | .300        | 3          | 10         | 3         | 3         | 0         | 0        | 2         | 4         | 0        | 0        | 0        | 0         | 3          | 0        | 0        | .300        | .900        | 1.200       | 2         |
|                      | Lehigh Valley  | .250        | 1          | 4          | 1         | 1         | 0         | 0        | 0         | 1         | 0        | 0        | 0        | 1         | 0          | 0        | 0        | .400        | .250        | .650        | 0         |
|                      | Clearwater     | .128        | 14         | 39         | 3         | 5         | 1         | 0        | 1         | 6         | 0        | 1        | 0        | 5         | 15         | 0        | 0        | .222        | .231        | .453        | 2         |
| 2020                 | Did not play   |             |            |            |           |           |           |          |           |           |          |          |          |           |            |          |          |             |             |             |           |
| 2021                 | Reading        | .208        | 21         | 72         | 12        | 15        | 2         | 0        | 5         | 9         | 0        | 0        | 0        | 11        | 23         | 0        | 0        | .313        | .444        | .757        | 2         |
|                      | FCL Phillies   | .667        | 1          | 3          | 2         | 2         | 0         | 0        | 1         | 1         | 0        | 0        | 0        | 1         | 0          | 0        | 0        | .750        | 1.667       | 2.417       | 0         |
|                      | Clearwater     | .263        | 5          | 19         | 5         | 5         | 2         | 0        | 1         | 4         | 0        | 0        | 1        | 0         | 4          | 0        | 0        | .300        | .526        | .826        | 0         |
|                      | Jersey Shore   | .196        | 13         | 46         | 8         | 9         | 1         | 0        | 2         | 7         | 0        | 0        | 1        | 5         | 19         | 0        | 0        | .288        | .348        | .636        | 1         |
| 2022                 | Jersey Shore   | .159        | 47         | 151        | 15        | 24        | 9         | 1        | 3         | 20        | 0        | 2        | 2        | 22        | 61         | 0        | 0        | .271        | .291        | .562        | 2         |
|                      | FCL Phillies   | .167        | 4          | 12         | 1         | 2         | 0         | 0        | 0         | 1         | 0        | 0        | 0        | 1         | 3          | 0        | 0        | .231        | .167        | .398        | 0         |
|                      | Clearwater     | .167        | 2          | 6          | 0         | 1         | 0         | 0        | 0         | 0         | 0        | 0        | 0        | 1         | 4          | 0        | 0        | .286        | .167        | .453        | 1         |
| <b>Minors Totals</b> |                | <b>.196</b> | <b>144</b> | <b>464</b> | <b>65</b> | <b>91</b> | <b>24</b> | <b>1</b> | <b>16</b> | <b>61</b> | <b>0</b> | <b>4</b> | <b>6</b> | <b>63</b> | <b>153</b> | <b>0</b> | <b>1</b> | <b>.298</b> | <b>.356</b> | <b>.654</b> | <b>13</b> |

**MAYER, GUNNER TODD...** RHP... B-T: R-R... HT: 6-6; WT: 205... BORN: July 27, 2000, Walnut Creek, CA... RESIDES: Stockton, CA... HOW OBTAINED: Selected by Phillies in 5th round of 2019 MLB Draft... SIGNED BY: Joey Davis... EDUCATION: Attended San Joaquin Delta College (CA)... 2018 graduate of De La Salle HS (CA).

**2022:** Spent season with Clearwater (A)... Was on the IL (5/7-7/8), which included a rehab assignment to Florida Complex League Phillies (R)... Struck out 31.7% (73-230) of total batters faced... Struck out a season-high 9 batters, 7/23 vs Bradenton (4.0 IP)... Participated in Florida Instructional League... **2021:** Pitched for Clearwater... Was on the IL twice: 5/11-6/28 (right shoulder impingement syndrome) and 8/3-30 (COVID-related IL)... Had a rehab assignment to FCL Phillies during his second IL stint... Overall, averaged 12.99 SO/9.0 IP (38 SO/26.1 IP)... Participated in FIL... **2020:** Participated in FIL... **2019:** Made his professional debut with Gulf Coast League Phillies West (R)... Participated in FIL.

**MAYER (continued)**

| YEAR                 | CLUB           | W-L         | ERA         | G         | GS        | CG       | SHO      | SV       | IP          | H         | R         | ER        | HR        | HB       | BB        | SO         | WP        | BK       | AVG         |
|----------------------|----------------|-------------|-------------|-----------|-----------|----------|----------|----------|-------------|-----------|-----------|-----------|-----------|----------|-----------|------------|-----------|----------|-------------|
| 2019                 | GCL Phillies-W | 0-0         | 5.40        | 4         | 2         | 0        | 0        | 0        | 8.1         | 8         | 5         | 5         | 0         | 1        | 3         | 10         | 2         | 0        | .250        |
| 2020                 | Did not pitch  |             |             |           |           |          |          |          |             |           |           |           |           |          |           |            |           |          |             |
| 2021                 | Clearwater     | 0-7         | 10.03       | 11        | 7         | 0        | 0        | 0        | 23.1        | 31        | 32        | 26        | 5         | 5        | 22        | 33         | 9         | 0        | .320        |
|                      | FCL Phillies   | 0-0         | 0.00        | 2         | 0         | 0        | 0        | 0        | 3.0         | 0         | 0         | 0         | 0         | 0        | 0         | 5          | 0         | 0        | .000        |
| 2022                 | Clearwater     | 1-6         | 5.18        | 14        | 12        | 0        | 0        | 0        | 48.2        | 39        | 28        | 28        | 10        | 1        | 26        | 67         | 8         | 0        | .215        |
|                      | FCL Phillies   | 0-0         | 0.00        | 3         | 0         | 0        | 0        | 0        | 5.1         | 1         | 0         | 0         | 0         | 1        | 4         | 6          | 0         | 0        | .059        |
| <b>Minors Totals</b> |                | <b>1-13</b> | <b>5.99</b> | <b>34</b> | <b>21</b> | <b>0</b> | <b>0</b> | <b>0</b> | <b>88.2</b> | <b>79</b> | <b>65</b> | <b>59</b> | <b>15</b> | <b>8</b> | <b>55</b> | <b>121</b> | <b>19</b> | <b>0</b> | <b>.235</b> |

**McCOLLUM JR., THOMAS JO (Tommy)**... RHP... B-T: R-R... HT: 6-5; WT: 255... BORN: June 8, 1999, Atlanta, GA... RESIDES: Clemmons, NC... HOW OBTAINED: Signed by Phillies as a non-drafted free agent, 7/20/21... SIGNED BY: Kellan McKeon... EDUCATION: Attended Wingate University (NC)... 2018 graduate of Calvary Day School (NC).

2022: Spent season with Clearwater (A)... Struck out 44.1% (52-118) of total batters faced... Ranked 2nd on team in ERA (min. 30.0 IP)... Did not allow an earned run in 19 of 23 games... Was on the IL (left ankle fracture), 7/1-end of the season... Participated in Florida Instructional League... 2021: Began professional career with Clearwater... Participated in FIL.

| YEAR                 | CLUB       | W-L        | ERA         | G         | GS       | CG       | SHO      | SV       | IP          | H         | R         | ER        | HR       | HB       | BB        | SO        | WP       | BK       | AVG         |
|----------------------|------------|------------|-------------|-----------|----------|----------|----------|----------|-------------|-----------|-----------|-----------|----------|----------|-----------|-----------|----------|----------|-------------|
| 2021                 | Clearwater | 0-0        | 6.39        | 9         | 0        | 0        | 0        | 1        | 12.2        | 9         | 9         | 9         | 1        | 2        | 16        | 15        | 2        | 0        | .196        |
| 2022                 | Clearwater | 1-0        | 1.45        | 23        | 0        | 0        | 0        | 5        | 31.0        | 11        | 6         | 5         | 3        | 3        | 16        | 52        | 2        | 1        | .111        |
| <b>Minors Totals</b> |            | <b>1-0</b> | <b>2.89</b> | <b>32</b> | <b>0</b> | <b>0</b> | <b>0</b> | <b>6</b> | <b>43.2</b> | <b>20</b> | <b>15</b> | <b>14</b> | <b>4</b> | <b>5</b> | <b>32</b> | <b>67</b> | <b>4</b> | <b>1</b> | <b>.138</b> |

**McFARLANE, ALEXANDER JEFFREY**... RHP... B-T: R-R... HT: 6-4; WT: 215... BORN: June 9, 2001, St. Thomas, VI... RESIDES: St. Thomas... HOW OBTAINED: Selected by the Phillies in 4th round of 2022 MLB Draft... SIGNED BY: Victor Gomez... EDUCATION: Attended University of Miami (FL).

2022: Began professional career with Clearwater (A)... Struck out 6 batters in his pro debut, 8/24 vs Tampa (3.0 IP)... Struck out 33.3% (12-36) of total batters faced... Participated in Florida Instructional League... Following the season, was named the No 10 prospect in the Phillies system by *Baseball America*.

| YEAR | CLUB       | W-L | ERA  | G | GS | CG | SHO | SV | IP  | H  | R | ER | HR | HB | BB | SO | WP | BK | AVG  |
|------|------------|-----|------|---|----|----|-----|----|-----|----|---|----|----|----|----|----|----|----|------|
| 2022 | Clearwater | 0-3 | 9.00 | 3 | 3  | 0  | 0   | 0  | 8.0 | 12 | 8 | 8  | 1  | 0  | 3  | 12 | 1  | 0  | .364 |

**McGOWAN, CHRISTIAN HUNTER**... RHP... B-T: R-R... HT: 6-2; WT: 205... BORN: March 7, 2000, Denison, TX... RESIDES: Bokchito, OK... HOW OBTAINED: Selected by Phillies in 7th round of 2021 MLB Draft... SIGNED BY: Tommy Field... EDUCATION: Attended Eastern Oklahoma State College... 2018 graduate of Rock Creek HS (OK)... MISC: In his final collegiate season, went 9-0 with a 2.55 ERA and had 109 strikeouts in 74.0 innings.

2022: Opened the season with Jersey Shore (A) and made 2 starts before being placed on the IL, 4/21, with a right elbow sprain... Missed the remainder of the season... 2021: Pitched for Florida Complex League Phillies (R) and Clearwater (A) in first professional season... Participated in Florida Instructional League.

| YEAR                 | CLUB         | W-L        | ERA         | G        | GS       | CG       | SHO      | SV       | IP          | H         | R        | ER       | HR       | HB       | BB       | SO        | WP       | BK       | AVG         |
|----------------------|--------------|------------|-------------|----------|----------|----------|----------|----------|-------------|-----------|----------|----------|----------|----------|----------|-----------|----------|----------|-------------|
| 2021                 | FCL Phillies | 0-0        | 0.00        | 1        | 1        | 0        | 0        | 0        | 1.0         | 0         | 0        | 0        | 0        | 0        | 3        | 1         | 0        | 0        | .000        |
|                      | Clearwater   | 0-0        | 0.00        | 3        | 0        | 0        | 0        | 0        | 4.0         | 2         | 0        | 0        | 0        | 0        | 1        | 5         | 0        | 0        | .154        |
| 2022                 | Jersey Shore | 0-1        | 4.91        | 2        | 2        | 0        | 0        | 0        | 7.1         | 8         | 4        | 4        | 1        | 0        | 2        | 7         | 0        | 0        | .320        |
| <b>Minors Totals</b> |              | <b>0-1</b> | <b>2.92</b> | <b>6</b> | <b>3</b> | <b>0</b> | <b>0</b> | <b>0</b> | <b>12.1</b> | <b>10</b> | <b>4</b> | <b>4</b> | <b>1</b> | <b>0</b> | <b>3</b> | <b>15</b> | <b>1</b> | <b>0</b> | <b>.238</b> |

**McKAY, TYLER**... RHP... B-T: R-R... HT: 6-5; WT: 177... BORN: August 18, 1997, Lee's Summit, MO... RESIDES: Lee's Summit... HOW OBTAINED: Selected by Phillies in 16th round of 2018 MLB Draft... SIGNED BY: Will Brunson... EDUCATION: Attended Howard College (TX) and Kansas State University... 2016 graduate of Blue Springs South HS (MO).

2022: Began season with Jersey Shore (A)... Promoted to Reading (AA), 6/6, for the remainder of the season... In 14 games over May and June, posted a 1.34 ERA (3 ER, 20.1 IP)... 2021: Spent majority of season with Jersey Shore... Named High-A East Pitcher of the Week, 8/9-15... Had 2 IL stints: 6/11-7/16 (right shoulder impingement syndrome) and 9/10-end of season (left oblique strain)... Had a rehab assignment to Florida Complex League Phillies (R) during his first IL stint... Induced 7 ground-ball double plays in 48.1 innings... 2020: Participated in Florida Instructional League... 2019: Spent entire season with Lakewood (A)... LHH posted a .206/.299/.275 slash line against him, going 21-for-102 with 4 2B and a HR... Was on the IL, 7/13-end of season (right shoulder inflammation)... 2018: Began professional career with Gulf Coast League Phillies East (R)... Participated in FIL.

| YEAR                 | CLUB           | W-L         | ERA         | G         | GS        | CG       | SHO      | SV       | IP           | H          | R          | ER        | HR        | HB        | BB        | SO         | WP        | BK       | AVG         |
|----------------------|----------------|-------------|-------------|-----------|-----------|----------|----------|----------|--------------|------------|------------|-----------|-----------|-----------|-----------|------------|-----------|----------|-------------|
| 2018                 | GCL Phillies-E | 1-0         | 2.45        | 4         | 1         | 0        | 0        | 0        | 7.1          | 7          | 2          | 2         | 0         | 2         | 2         | 2          | 0         | 0        | .250        |
| 2019                 | Lakewood       | 3-5         | 5.05        | 18        | 12        | 0        | 0        | 0        | 66.0         | 57         | 41         | 37        | 7         | 7         | 24        | 57         | 9         | 1        | .234        |
| 2020                 | Did not pitch  |             |             |           |           |          |          |          |              |            |            |           |           |           |           |            |           |          |             |
| 2021                 | Jersey Shore   | 2-4         | 4.76        | 13        | 9         | 0        | 0        | 0        | 45.1         | 42         | 32         | 24        | 3         | 5         | 22        | 31         | 4         | 0        | .253        |
|                      | FCL Phillies   | 0-0         | 3.00        | 2         | 1         | 0        | 0        | 0        | 3.0          | 3          | 1          | 1         | 0         | 0         | 2         | 2          | 1         | 0        | .273        |
| 2022                 | Jersey Shore   | 0-0         | 2.66        | 15        | 0         | 0        | 0        | 0        | 20.1         | 19         | 7          | 6         | 0         | 1         | 8         | 19         | 1         | 0        | .253        |
|                      | Reading        | 2-4         | 6.47        | 25        | 0         | 0        | 0        | 0        | 40.1         | 46         | 32         | 29        | 6         | 6         | 15        | 28         | 2         | 0        | .297        |
| <b>Minors Totals</b> |                | <b>8-13</b> | <b>4.89</b> | <b>77</b> | <b>23</b> | <b>0</b> | <b>0</b> | <b>0</b> | <b>182.1</b> | <b>174</b> | <b>115</b> | <b>99</b> | <b>16</b> | <b>21</b> | <b>73</b> | <b>139</b> | <b>17</b> | <b>1</b> | <b>.256</b> |

**McKENNA, JACOB RYAN (Jake)...** LHP... B-T: R-L... HT: 6-7; WT: 220... **BORN:** April 24, 2002, Cape May Court House, NJ... **RESIDES:** Ocean City, NJ... **HOW OBTAINED:** Signed by Phillies as a non-drafted free agent, 6/14/20... **SIGNED BY:** Jeff Zona Jr... **EDUCATION:** 2020 graduate of Ocean City HS.

**2022:** Appeared in 1 game for Florida Complex League Phillies (R)... Placed on suspended list, 7/12... **2021:** Began professional career with FCL Phillies... Participated in Florida Instructional League... **2020:** Did not pitch.

| YEAR                 | CLUB          | W-L        | ERA          | G        | GS       | CG       | SHO      | SV       | IP         | H        | R         | ER        | HR       | HB       | BB        | SO        | WP       | BK       | AVG         |
|----------------------|---------------|------------|--------------|----------|----------|----------|----------|----------|------------|----------|-----------|-----------|----------|----------|-----------|-----------|----------|----------|-------------|
| 2020                 | Did not pitch |            |              |          |          |          |          |          |            |          |           |           |          |          |           |           |          |          |             |
| 2021                 | FCL Phillies  | 0-0        | 15.00        | 6        | 1        | 0        | 0        | 1        | 6.0        | 7        | 10        | 10        | 0        | 1        | 13        | 12        | 4        | 1        | .280        |
| 2022                 | FCL Phillies  | 0-0        | 27.00        | 1        | 1        | 0        | 0        | 0        | 0.1        | 0        | 1         | 1         | 0        | 0        | 3         | 0         | 2        | 0        | .000        |
| <b>Minors Totals</b> |               | <b>0-0</b> | <b>15.63</b> | <b>7</b> | <b>2</b> | <b>0</b> | <b>0</b> | <b>1</b> | <b>6.1</b> | <b>7</b> | <b>11</b> | <b>11</b> | <b>0</b> | <b>1</b> | <b>16</b> | <b>12</b> | <b>6</b> | <b>1</b> | <b>.269</b> |

**McKENNEY, ALEXANDER (Alex)...** RHP... B-T: R-R... HT: 6-3; WT: 245... **BORN:** May 11, 1999, Bangor, ME... **RESIDES:** Hampden, ME... **HOW OBTAINED:** Signed by Phillies as a non-drafted free agent, 7/20/21... **SIGNED BY:** Justin Morgenstern... **EDUCATION:** Attended University of Maine... 2017 graduate of Hampden Academy.

**2022:** Started season with Florida Complex League Phillies (R)... Promoted to Clearwater (A), 6/17... Limited opposing batters to a .182 AVG (4-22) in 6 July games (6.2 IP)... **2021:** Began professional career with Clearwater... Did not allow an ER in 13.0 consecutive innings from 8/19-9/10... Participated in Florida Instructional League.

| YEAR                 | CLUB         | W-L        | ERA         | G         | GS       | CG       | SHO      | SV       | IP          | H         | R         | ER        | HR       | HB        | BB        | SO        | WP       | BK       | AVG         |
|----------------------|--------------|------------|-------------|-----------|----------|----------|----------|----------|-------------|-----------|-----------|-----------|----------|-----------|-----------|-----------|----------|----------|-------------|
| 2021                 | Clearwater   | 2-1        | 1.56        | 9         | 1        | 0        | 0        | 0        | 17.1        | 10        | 7         | 3         | 0        | 7         | 10        | 17        | 6        | 0        | .172        |
| 2022                 | FCL Phillies | 2-0        | 6.75        | 2         | 0        | 0        | 0        | 0        | 2.2         | 2         | 2         | 1         | 0        | 2         | 1         | 0         | 0        | .222     |             |
|                      | Clearwater   | 0-0        | 8.31        | 14        | 0        | 0        | 0        | 0        | 17.1        | 20        | 16        | 16        | 1        | 5         | 19        | 13        | 3        | 0        | .303        |
| <b>Minors Totals</b> |              | <b>4-1</b> | <b>5.06</b> | <b>25</b> | <b>1</b> | <b>0</b> | <b>0</b> | <b>0</b> | <b>37.1</b> | <b>32</b> | <b>25</b> | <b>21</b> | <b>2</b> | <b>12</b> | <b>31</b> | <b>31</b> | <b>9</b> | <b>0</b> | <b>.241</b> |

**MEDINA, OSWALD YEAN PIERO...** RHP... B-T: R-R... HT: 5-10; WT: 147... **BORN:** December 2, 2001, Puerto Cabello, VZ... **RESIDES:** Morón, VZ... **HOW OBTAINED:** Signed by Phillies as an amateur free agent, 5/14/19... **SIGNED BY:** Rafael Álvarez and Elvis García.

**2022:** Started season with Clearwater (A)... Transferred to Florida Complex League Phillies (R), 6/2... Struck out a season-high 7 batters on 4/20 (4.0 IP)... **2021:** Spent first professional season with Dominican Summer League Phillies Red (R)... Posted a 10.83 SO/BB ratio... Among DSL pitchers, ranked T-3rd in starts (14), 5th in IP (58.1) and 9th in WHIP (0.93)... Limited LHH to a .194 AVG (13-67)... **2020:** Did not pitch... **2019:** Did not pitch.

| YEAR                 | CLUB           | W-L         | ERA         | G         | GS        | CG       | SHO      | SV       | IP           | H          | R         | ER        | HR        | HB       | BB        | SO         | WP       | BK       | AVG         |
|----------------------|----------------|-------------|-------------|-----------|-----------|----------|----------|----------|--------------|------------|-----------|-----------|-----------|----------|-----------|------------|----------|----------|-------------|
| 2019                 | Did not pitch  |             |             |           |           |          |          |          |              |            |           |           |           |          |           |            |          |          |             |
| 2020                 | Did not pitch  |             |             |           |           |          |          |          |              |            |           |           |           |          |           |            |          |          |             |
| 2021                 | DSL Phillies-R | 2-2         | 2.16        | 14        | 14        | 0        | 0        | 0        | 58.1         | 48         | 20        | 14        | 4         | 3        | 6         | 65         | 2        | 3        | .226        |
| 2022                 | Clearwater     | 0-4         | 4.24        | 9         | 8         | 0        | 0        | 0        | 34.0         | 42         | 23        | 16        | 3         | 3        | 6         | 22         | 1        | 0        | .302        |
|                      | FCL Phillies   | 1-4         | 5.66        | 10        | 6         | 0        | 0        | 0        | 35.0         | 46         | 25        | 22        | 6         | 2        | 5         | 21         | 0        | 1        | .315        |
| <b>Minors Totals</b> |                | <b>3-10</b> | <b>3.68</b> | <b>33</b> | <b>28</b> | <b>0</b> | <b>0</b> | <b>0</b> | <b>127.1</b> | <b>136</b> | <b>68</b> | <b>52</b> | <b>13</b> | <b>8</b> | <b>17</b> | <b>108</b> | <b>3</b> | <b>4</b> | <b>.274</b> |

**MEJÍA, ADONY ALEXANDER...** C/1B... B-T: R-R... HT: 5-10; WT: 190... **BORN:** June 9, 2001, San Pedro de Macoris, DR... **RESIDES:** San Antonio de Guerra, DR... **HOW OBTAINED:** Signed by Phillies as an amateur free agent, 12/10/18... **SIGNED BY:** Roberto Aquino and Franklin Felida.

**2022:** Spent majority of season with Florida Complex League Phillies (R)... Promoted to Clearwater (A), 6/30, and transferred back to FCL Phillies on 7/7... Promoted to Jersey Shore (A), 8/13, and transferred to Clearwater on 9/3... Recorded a .995 fielding percentage (188 chances) in 17 starts at catcher... Posted a .421 OBP in 16 June games (34 PA)... **2021:** Began season with Dominican Summer League Phillies White (R)... Transferred to DSL Phillies Red, 7/28, and promoted to FCL Phillies 8/27... Combined to hit .306 (19-62) with an .819 OPS in 27 games... Defensively, made starts at catcher (6) and 1st base (12)... Participated in Florida Instructional League... **2020:** Did not play... **2019:** Began professional career with DSL Phillies Red.

| YEAR                 | CLUB           | AVG         | G          | AB         | R         | H         | 2B        | 3B       | HR       | RBI       | SH       | SF       | HP        | BB        | SO        | SB        | CS       | OBP         | SLG         | OPS         | E        |
|----------------------|----------------|-------------|------------|------------|-----------|-----------|-----------|----------|----------|-----------|----------|----------|-----------|-----------|-----------|-----------|----------|-------------|-------------|-------------|----------|
| 2019                 | DSL Phillies-R | .162        | 51         | 167        | 27        | 27        | 3         | 1        | 0        | 9         | 0        | 1        | 10        | 22        | 43        | 4         | 2        | .295        | .192        | .487        | 5        |
| 2020                 | Did not play   |             |            |            |           |           |           |          |          |           |          |          |           |           |           |           |          |             |             |             |          |
| 2021                 | DSL Phillies-W | .357        | 6          | 14         | 2         | 5         | 3         | 0        | 0        | 5         | 0        | 2        | 0         | 1         | 6         | 0         | 0        | .353        | .571        | .924        | 1        |
|                      | DSL Phillies-R | .302        | 17         | 43         | 9         | 13        | 3         | 0        | 0        | 4         | 0        | 0        | 4         | 6         | 9         | 3         | 2        | .434        | .372        | .806        | 0        |
|                      | DSL Combined   | .316        | 23         | 57         | 11        | 18        | 6         | 0        | 0        | 9         | 0        | 2        | 4         | 7         | 15        | 3         | 2        | .414        | .421        | .835        | 1        |
|                      | FCL Phillies   | .200        | 4          | 5          | 2         | 1         | 0         | 0        | 0        | 1         | 0        | 0        | 2         | 0         | 1         | 0         | 0        | .429        | .200        | .629        | 0        |
| 2022                 | FCL Phillies   | .212        | 30         | 52         | 10        | 11        | 1         | 0        | 3        | 9         | 0        | 0        | 4         | 9         | 22        | 3         | 1        | .369        | .404        | .773        | 1        |
|                      | Clearwater     | .111        | 6          | 18         | 2         | 2         | 0         | 0        | 0        | 0         | 0        | 0        | 1         | 2         | 8         | 0         | 1        | .238        | .111        | .349        | 0        |
|                      | Jersey Shore   | .167        | 2          | 6          | 1         | 1         | 0         | 0        | 1        | 1         | 0        | 0        | 0         | 0         | 3         | 0         | 0        | .167        | .667        | .834        | 0        |
| <b>Minors Totals</b> |                | <b>.197</b> | <b>116</b> | <b>305</b> | <b>53</b> | <b>60</b> | <b>10</b> | <b>1</b> | <b>4</b> | <b>29</b> | <b>0</b> | <b>3</b> | <b>21</b> | <b>40</b> | <b>92</b> | <b>10</b> | <b>6</b> | <b>.328</b> | <b>.275</b> | <b>.603</b> | <b>8</b> |

**MEJIA, DANIEL...** RHP... B-T: R-R... HT: 6-5; WT: 164... BORN: April 19, 2002, San Pedro de Macoris, DR... RESIDES: San Pedro de Macoris... HOW OBTAINED: Signed by Phillies as an amateur free agent, 1/15/21... SIGNED BY: Carlos Salas and Bernardo Pérez.

**2022:** Appeared in 10 games with Florida Complex League Phillies (R)... **2021:** Began professional career with Dominican Summer League Phillies White (R)... Did not allow an ER in first 6 games (8.2 IP).

| YEAR                 | CLUB           | W-L        | ERA         | G         | GS       | CG       | SHO      | SV       | IP          | H         | R         | ER        | HR       | HB       | BB        | SO        | WP       | BK       | AVG         |
|----------------------|----------------|------------|-------------|-----------|----------|----------|----------|----------|-------------|-----------|-----------|-----------|----------|----------|-----------|-----------|----------|----------|-------------|
| 2021                 | DSL Phillies-W | 2-0        | 3.94        | 11        | 0        | 0        | 0        | 1        | 16.0        | 13        | 11        | 7         | 0        | 1        | 9         | 2         | 3        | .210     |             |
| 2022                 | FCL Phillies   | 1-1        | 7.31        | 10        | 1        | 0        | 0        | 1        | 16.0        | 19        | 15        | 13        | 3        | 8        | 14        | 12        | 3        | 1        | .328        |
| <b>Minors Totals</b> |                | <b>3-1</b> | <b>5.63</b> | <b>21</b> | <b>1</b> | <b>0</b> | <b>0</b> | <b>2</b> | <b>32.0</b> | <b>32</b> | <b>26</b> | <b>20</b> | <b>3</b> | <b>9</b> | <b>23</b> | <b>21</b> | <b>5</b> | <b>4</b> | <b>.267</b> |

**MELLENDEZ, JUAN DE JESUS...** RHP... B-T: R-R... HT: 6-3; WT: 170... BORN: July 19, 2004, Barquisimeto, VZ... RESIDES: Barquisimeto... HOW OBTAINED: Signed by Phillies as an amateur free agent, 1/15/21... SIGNED BY: Rafael Álvarez and Franklin Rojas.

**2022:** Pitched in 9 games for Dominican Summer League Phillies White (R)... **2021:** Began professional career with DSL Phillies Red and White.

| YEAR                 | CLUB           | W-L        | ERA          | G         | GS       | CG       | SHO      | SV       | IP          | H         | R         | ER        | HR       | HB       | BB        | SO        | WP        | BK       | AVG         |
|----------------------|----------------|------------|--------------|-----------|----------|----------|----------|----------|-------------|-----------|-----------|-----------|----------|----------|-----------|-----------|-----------|----------|-------------|
| 2021                 | DSL Phillies-R | 1-1        | 14.54        | 5         | 1        | 0        | 0        | 0        | 4.1         | 5         | 8         | 7         | 0        | 2        | 10        | 3         | 3         | 1        | .278        |
|                      | DSL Phillies-W | 0-1        | 54.00        | 2         | 0        | 0        | 0        | 0        | 1.0         | 3         | 7         | 6         | 0        | 3        | 5         | 2         | 1         | 0        | .600        |
|                      | DSL Combined   | 1-2        | 21.94        | 7         | 1        | 0        | 0        | 0        | 5.1         | 8         | 15        | 13        | 0        | 5        | 15        | 5         | 4         | 1        | .348        |
| 2022                 | DSL Phillies-W | 0-0        | 16.55        | 9         | 1        | 0        | 0        | 0        | 10.1        | 16        | 21        | 19        | 1        | 1        | 15        | 7         | 8         | 0        | .372        |
| <b>Minors Totals</b> |                | <b>1-2</b> | <b>18.38</b> | <b>16</b> | <b>2</b> | <b>0</b> | <b>0</b> | <b>0</b> | <b>15.2</b> | <b>24</b> | <b>36</b> | <b>32</b> | <b>1</b> | <b>6</b> | <b>30</b> | <b>12</b> | <b>12</b> | <b>1</b> | <b>.364</b> |

**MÉNDEZ, JORGE LUIS...** C... B-T: R-R... HT: 5-10; WT: 190... BORN: August 1, 2003, Maracay, VZ... RESIDES: La Victoria, VZ... HOW OBTAINED: Signed by Phillies as an amateur free agent, 8/2/19... SIGNED BY: Rafael Álvarez and William Mota.

**2022:** Spent season with Dominican Summer League Phillies Red (R)... Among DSL batters (min. 75 PA), ranked 1st in AVG, 4th in OBP and 10th in OPS... Finished the season with a 10-game on-base streak (8/5-8/23)... Threw out 46.9% (23-49) of base runners attempting to steal... Struck out in only 8.3% of plate appearances (9-108)... **2021:** Began professional career with DSL Phillies Red... Struck out only 6 times in 79 PA... In 24 games (16 starts) at catcher, posted a .994 fielding percentage (1 E/158 TC) and caught 32.3% (10-31) of base runners attempting to steal... Also made 4 starts at 1st base... **2020:** Did not play.

| YEAR                 | CLUB           | AVG         | G         | AB         | R         | H         | 2B        | 3B       | HR       | RBI       | SH       | SF       | HP        | BB        | SO        | SB        | CS       | OBP         | SLG         | OPS         | E        |
|----------------------|----------------|-------------|-----------|------------|-----------|-----------|-----------|----------|----------|-----------|----------|----------|-----------|-----------|-----------|-----------|----------|-------------|-------------|-------------|----------|
| 2020                 | Did not play   |             |           |            |           |           |           |          |          |           |          |          |           |           |           |           |          |             |             |             |          |
| 2021                 | DSL Phillies-R | .219        | 29        | 64         | 7         | 14        | 3         | 0        | 0        | 6         | 0        | 0        | 6         | 9         | 6         | 3         | 1        | .367        | .266        | .633        | 1        |
| 2022                 | DSL Phillies-R | .400        | 34        | 90         | 14        | 36        | 8         | 0        | 1        | 19        | 0        | 1        | 11        | 6         | 9         | 9         | 3        | .491        | .522        | 1.013       | 7        |
| <b>Minors Totals</b> |                | <b>.325</b> | <b>63</b> | <b>154</b> | <b>21</b> | <b>50</b> | <b>11</b> | <b>0</b> | <b>1</b> | <b>25</b> | <b>0</b> | <b>1</b> | <b>17</b> | <b>15</b> | <b>15</b> | <b>12</b> | <b>4</b> | <b>.439</b> | <b>.416</b> | <b>.855</b> | <b>8</b> |

**MÉNDEZ, ROMEL JOSUE...** OF... B-T: L-L... HT: 6-0; WT: 160... BORN: January 10, 2005, Puerto La Cruz, VZ... RESIDES: Puerto La Cruz... HOW OBTAINED: Signed by Phillies as an amateur free agent, 1/15/22... SIGNED BY: Carlos Salas and Álvaro Blanco.

**2022:** Began professional career with Dominican Summer League Phillies White (R)... Made his pro debut, 7/5 vs DSL Rangers Blue... Posted a .419 OBP in 9 August games (31 PA).

| YEAR | CLUB           | AVG  | G  | AB | R  | H  | 2B | 3B | HR | RBI | SH | SF | HP | BB | SO | SB | CS | OBP  | SLG  | OPS  | E |
|------|----------------|------|----|----|----|----|----|----|----|-----|----|----|----|----|----|----|----|------|------|------|---|
| 2022 | DSL Phillies-W | .233 | 21 | 60 | 18 | 14 | 3  | 0  | 0  | 1   | 1  | 0  | 3  | 7  | 10 | 3  | 1  | .343 | .283 | .626 | 0 |

**MEZQUITA, JHORDANY JOSÉ...** LHP... B-T: L-L... HT: 6-0; WT: 220... BORN: January 30, 1998, Santiago, DR... RESIDES: Santiago... HOW OBTAINED: Selected by Phillies in 8th round of 2017 MLB Draft... SIGNED BY: Paul Murphy and Andrés Hiraldo.

**2022:** Pitched in 6 games for Jersey Shore (A)... Was placed on the IL (left arm injury), 5/11, and missed the remainder of the season... **2021:** Made 1 start with Reading (AA), 5/7, and spent the rest of the season with Jersey Shore... Led Jersey Shore pitchers in starts (16), IP (75.1), strikeouts (79) and GIDP (8)... Finished T-5th in GIDP among all High-A East pitchers... Recorded at least 7 SO in 4 straight outings, 7/28-8/17, during which he posted a 2.75 ERA (6 ER, 19.2 IP) with 29 SO... **2020:** Participated in Florida Instructional League... **2019:** Spent entire year with Lakewood (A)... Went 2-0 with a 3.29 ERA (14 ER, 38.1 IP) in 13 relief appearances... In 14 games (7 starts) after the All-Star break, posted a 3.00 ERA (17 ER, 51.0 IP) and held opponents to a .224 AVG... **2018:** Spent entire season with Williamsport (A)... Averaged 10.54 SO/9.0 IP... Limited RHH to a .184 AVG (16-87)... Participated in FIL... **2017:** Began professional career with Gulf Coast League Phillies (R)... Earned first pro win, 8/9 at GCL Tigers East... Held LHH to a .143 AVG (2-14) and RHH to a .162 AVG (18-111)... Opponents batted .143 (4-28) with RISP against him... Finished season riding a 17.0-inning scoreless streak (beginning 8/9)... Participated in FIL.



## MEZQUITA (continued)

| YEAR                 | CLUB          | W-L          | ERA         | G         | GS        | CG       | SHO      | SV       | IP           | H          | R          | ER         | HR        | HB        | BB         | SO         | WP        | BK       | AVG         |
|----------------------|---------------|--------------|-------------|-----------|-----------|----------|----------|----------|--------------|------------|------------|------------|-----------|-----------|------------|------------|-----------|----------|-------------|
| 2017                 | GCL Phillies  | 3-0          | 0.72        | 9         | 9         | 0        | 0        | 0        | 37.2         | 20         | 6          | 3          | 0         | 1         | 12         | 35         | 2         | 4        | .160        |
| 2018                 | Williamsport  | 1-0          | 3.60        | 9         | 9         | 0        | 0        | 0        | 35.0         | 28         | 14         | 14         | 1         | 4         | 17         | 41         | 2         | 1        | .219        |
| 2019                 | Lakewood      | 4-7          | 3.97        | 27        | 14        | 0        | 0        | 0        | 95.1         | 87         | 54         | 42         | 9         | 4         | 59         | 92         | 7         | 1        | .244        |
| 2020                 | Did not pitch |              |             |           |           |          |          |          |              |            |            |            |           |           |            |            |           |          |             |
| 2021                 | Reading       | 0-0          | 3.00        | 1         | 1         | 0        | 0        | 0        | 3.0          | 4          | 1          | 1          | 0         | 0         | 2          | 4          | 0         | 0        | .333        |
|                      | Jersey Shore  | 4-8          | 6.09        | 21        | 16        | 0        | 0        | 0        | 75.1         | 75         | 51         | 51         | 8         | 6         | 46         | 79         | 4         | 0        | .262        |
| 2022                 | Jersey Shore  | 0-0          | 2.51        | 6         | 1         | 0        | 0        | 0        | 14.1         | 11         | 4          | 4          | 2         | 0         | 4          | 16         | 0         | 0        | .216        |
| <b>Minors Totals</b> |               | <b>12-15</b> | <b>3.97</b> | <b>73</b> | <b>50</b> | <b>0</b> | <b>0</b> | <b>0</b> | <b>260.2</b> | <b>225</b> | <b>130</b> | <b>115</b> | <b>20</b> | <b>15</b> | <b>140</b> | <b>267</b> | <b>15</b> | <b>6</b> | <b>.235</b> |

**MILLAN, CARLOS JOSÉ**... **RHP**... **B-T:** R-R... **HT:** 6-2; **WT:** 160... **BORN:** July 19, 2003, Carúpano, VZ... **RESIDES:** Carúpano... **HOW OBTAINED:** Signed by Phillies as an amateur free agent, 1/15/21... **SIGNED BY:** Carlos Salas and Ebert Velásquez.

**2022:** Spent season with Dominican Summer League Phillies Red (R)... Struck out 19 of the 76 batters he faced (25.0%)... **2021:** Made professional debut with DSL Phillies White.

| YEAR                 | CLUB           | W-L        | ERA         | G         | GS       | CG       | SHO      | SV       | IP          | H         | R         | ER        | HR       | HB       | BB        | SO        | WP       | BK       | AVG         |
|----------------------|----------------|------------|-------------|-----------|----------|----------|----------|----------|-------------|-----------|-----------|-----------|----------|----------|-----------|-----------|----------|----------|-------------|
| 2021                 | DSL Phillies-W | 1-0        | 5.06        | 9         | 1        | 0        | 0        | 0        | 16.0        | 16        | 9         | 9         | 0        | 0        | 8         | 17        | 1        | 1        | .258        |
| 2022                 | DSL Phillies-R | 1-0        | 6.89        | 10        | 0        | 0        | 0        | 0        | 15.2        | 19        | 13        | 12        | 0        | 3        | 9         | 19        | 4        | 0        | .297        |
| <b>Minors Totals</b> |                | <b>2-0</b> | <b>5.97</b> | <b>19</b> | <b>1</b> | <b>0</b> | <b>0</b> | <b>0</b> | <b>31.2</b> | <b>35</b> | <b>22</b> | <b>21</b> | <b>0</b> | <b>3</b> | <b>17</b> | <b>36</b> | <b>5</b> | <b>1</b> | <b>.278</b> |

**MINYETY, FREYLIN ANTONIO**... **INF**... **B-T:** R-R... **HT:** 5-10; **WT:** 185... **BORN:** October 22, 1999, Santo Domingo, DR... **RESIDES:** Phoenix, AZ... **HOW OBTAINED:** Signed by Phillies as a non-drafted free agent, 7/20/21... **SIGNED BY:** Derrick Ross... **EDUCATION:** Attended Wabash Valley College (IL)... **MISC:** Played for West Virginia in the 2021 MLB Draft League prior to signing with the Phillies.

**2022:** Began season with Clearwater (A)... Promoted to Reading (AA), 5/6... Transferred to Jersey Shore (A), 6/6... Combined, made starts at 2nd base (39), 3rd base (47), and LF (1)... **2021:** Began professional career with Clearwater... Batted .338 (22-65) with a .968 OPS in 82 PA against RHP... Defensively, made starts at 2nd base (6) and 3rd base (19)... Participated in Florida Instructional League.

| YEAR                 | CLUB         | AVG         | G          | AB         | R         | H         | 2B       | 3B       | HR       | RBI       | SH       | SF       | HP        | BB        | SO        | SB       | CS       | OBP         | SLG         | OPS         | E         |
|----------------------|--------------|-------------|------------|------------|-----------|-----------|----------|----------|----------|-----------|----------|----------|-----------|-----------|-----------|----------|----------|-------------|-------------|-------------|-----------|
| 2021                 | Clearwater   | .286        | 28         | 84         | 17        | 24        | 1        | 0        | 3        | 13        | 0        | 0        | 6         | 14        | 23        | 3        | 2        | .423        | .405        | .828        | 8         |
| 2022                 | Clearwater   | .190        | 12         | 42         | 4         | 8         | 0        | 0        | 0        | 2         | 0        | 0        | 1         | 3         | 9         | 1        | 2        | .261        | .190        | .451        | 1         |
|                      | Jersey Shore | .188        | 57         | 181        | 15        | 34        | 2        | 1        | 0        | 11        | 2        | 1        | 2         | 21        | 50        | 2        | 5        | .278        | .210        | .488        | 9         |
|                      | Reading      | .161        | 20         | 62         | 6         | 10        | 1        | 0        | 0        | 9         | 2        | 0        | 2         | 10        | 12        | 0        | 0        | .297        | .177        | .474        | 0         |
| <b>Minors Totals</b> |              | <b>.206</b> | <b>117</b> | <b>369</b> | <b>42</b> | <b>76</b> | <b>4</b> | <b>1</b> | <b>3</b> | <b>35</b> | <b>4</b> | <b>1</b> | <b>11</b> | <b>48</b> | <b>94</b> | <b>6</b> | <b>9</b> | <b>.315</b> | <b>.247</b> | <b>.562</b> | <b>18</b> |

**MOORE, COLE PRESTON**... **INF**... **B-T:** L-R... **HT:** 6-2; **WT:** 215... **BORN:** June 14, 1999, Austin, TX... **RESIDES:** Georgetown, TX... **HOW OBTAINED:** Signed by Phillies as a non-drafted free agent, 7/26/22... **SIGNED BY:** Tommy Field... **EDUCATION:** 2022 graduate of Dallas Baptist University... 2018 graduate of Georgetown HS.

**MOORE, WESLEY**... **LHP**... **B-T:** R-L... **HT:** 6-2; **WT:** 200... **BORN:** September 5, 1999, White Rock, British Columbia, Canada... **RESIDES:** Surrey, British Columbia... **HOW OBTAINED:** Signed by Phillies as an amateur free agent, 11/9/22... **SIGNED BY:** Justin Munson... **EDUCATION:** 2022 graduate of Kansas State University... 2017 graduate of Vauxhall Academy of Baseball (Can.).

**MOTA, RAINY RAFAEL**... **RHP**... **B-T:** R-R... **HT:** 6-1; **WT:** 170... **BORN:** January 26, 2006, Nizao, DR... **RESIDES:** Santo Domingo, DR... **HOW OBTAINED:** Signed by Phillies as an amateur free agent, 2/2/23... **SIGNED BY:** Carlos Salas and Jean Montalvo.

**MULLER, ARQUEDION EXODES**... **INF**... **B-T:** R-R... **HT:** 5-10; **WT:** 170... **BORN:** June 19, 2004, Amsterdam, Netherlands... **RESIDES:** Willemstad, Curaçao... **HOW OBTAINED:** Signed by Phillies as an amateur free agent, 2/19/21... **SIGNED BY:** Dargello Lodowika.

**2022:** Spent season with Dominican Summer League Phillies Red (R)... Posted a .371 OBP in 12 July games (35 PA)... **2021:** Began professional career with DSL Phillies Red... Defensively, played 1st base and 3rd base.

| YEAR                 | CLUB           | AVG         | G         | AB        | R         | H         | 2B       | 3B       | HR       | RBI       | SH       | SF       | HP       | BB        | SO        | SB       | CS       | OBP         | SLG         | OPS         | E        |
|----------------------|----------------|-------------|-----------|-----------|-----------|-----------|----------|----------|----------|-----------|----------|----------|----------|-----------|-----------|----------|----------|-------------|-------------|-------------|----------|
| 2021                 | DSL Phillies-R | .176        | 16        | 34        | 4         | 6         | 2        | 0        | 0        | 3         | 0        | 0        | 1        | 9         | 17        | 1        | 4        | .364        | .235        | .599        | 1        |
| 2022                 | DSL Phillies-R | .193        | 26        | 57        | 17        | 11        | 2        | 1        | 2        | 12        | 0        | 1        | 2        | 9         | 23        | 6        | 1        | .319        | .368        | .687        | 2        |
| <b>Minors Totals</b> |                | <b>.187</b> | <b>42</b> | <b>91</b> | <b>21</b> | <b>17</b> | <b>4</b> | <b>1</b> | <b>2</b> | <b>15</b> | <b>0</b> | <b>1</b> | <b>3</b> | <b>18</b> | <b>40</b> | <b>7</b> | <b>5</b> | <b>.336</b> | <b>.319</b> | <b>.655</b> | <b>3</b> |

**NAYA, ANDRICK SAMUEL**... C... **B-T:** S-R... **HT:** 5-11; **WT:** 215... **BORN:** October 6, 2001, Cabimas, VZ... **RESIDES:** Cabimas... **HOW OBTAINED:** Signed by Phillies as an amateur free agent, 7/2/18... **SIGNED BY:** Rafael Álvarez and Rómulo Oliveros.

**2022:** Began season with Jersey Shore (A)... Transferred to Clearwater (A), 6/6... Was on the IL (right thumb contusion), 6/30-7/6... Transferred back to Jersey Shore, 8/5... Hit 3 of his 4 home runs in July... **2021:** Was on the IL for the entire year with a right shoulder labrum sprain... Appeared in 3 games with Florida Complex League Phillies (R) on a rehab assignment in July...

**2020:** Participated in Florida Instructional League... **2019:** Led all Phillies short-season minor leaguers (min. 150 AB) in AVG (.333)... Ranked 6th in the Gulf Coast League in AVG & hits and was T-10th in games... Began professional career with GCL Phillies West (R)... Recorded a 15-game hitting streak, 7/13-8/2, which was the longest such streak in the GCL... Participated in FIL... Following the season, was named the No. 6 prospect from the GCL by *Baseball America*.

| YEAR                 | CLUB           | AVG         | G          | AB         | R         | H         | 2B        | 3B       | HR       | RBI       | SH       | SF       | HP       | BB        | SO        | SB       | CS       | OBP         | SLG         | OPS         | E        |
|----------------------|----------------|-------------|------------|------------|-----------|-----------|-----------|----------|----------|-----------|----------|----------|----------|-----------|-----------|----------|----------|-------------|-------------|-------------|----------|
| 2019                 | GCL Phillies-W | .314        | 44         | 156        | 25        | 49        | 6         | 0        | 1        | 20        | 0        | 1        | 1        | 8         | 20        | 1        | 1        | .349        | .372        | .721        | 3        |
| 2020                 | Did not play   |             |            |            |           |           |           |          |          |           |          |          |          |           |           |          |          |             |             |             |          |
| 2021                 | FCL Phillies   | .333        | 3          | 6          | 0         | 2         | 1         | 0        | 0        | 0         | 0        | 0        | 0        | 2         | 0         | 0        | 0        | .333        | .500        | .833        | 2        |
| 2022                 | Jersey Shore   | .243        | 22         | 70         | 8         | 17        | 4         | 1        | 0        | 8         | 0        | 2        | 0        | 10        | 13        | 1        | 0        | .329        | .329        | .658        | 4        |
|                      | Clearwater     | .237        | 32         | 114        | 12        | 27        | 3         | 0        | 4        | 19        | 0        | 0        | 0        | 10        | 25        | 0        | 0        | .298        | .368        | .666        | 0        |
| <b>Minors Totals</b> |                | <b>.275</b> | <b>101</b> | <b>346</b> | <b>45</b> | <b>95</b> | <b>14</b> | <b>1</b> | <b>5</b> | <b>47</b> | <b>0</b> | <b>3</b> | <b>1</b> | <b>28</b> | <b>60</b> | <b>2</b> | <b>1</b> | <b>.328</b> | <b>.364</b> | <b>.692</b> | <b>9</b> |

**NIGHTINGALE, SETH**... RHP... **B-T:** R-R... **HT:** 6-5; **WT:** 224... **BORN:** September 10, 1999, Finksburg, MD... **RESIDES:** Finksburg... **HOW OBTAINED:** Signed by Phillies as a non-drafted free agent, 2/10/23... **EDUCATION:** 2022 graduate of the University of Mount Olive (NC)... Also attended the University of Charleston (WV).

**ORTEGA, FERNANDO JOSÉ**... RHP... **B-T:** R-R... **HT:** 6-3; **WT:** 175... **BORN:** October 10, 2001, Santiago, DR... **RESIDES:** Santiago... **HOW OBTAINED:** Signed by Phillies as an amateur free agent, 7/6/18... **SIGNED BY:** Carlos Salas and Andrés Hiraldo.

**2022:** Spent season with Dominican Summer League Phillies Red (R)... Pitched at least 5.0 innings in 5 of his 7 starts... Participated in Florida Instructional League... **2021:** Spent season with DSL Phillies White... With RISP, held opponents to a .200 AVG (6-30) and .233 SLG... **2020:** Did not pitch... **2019:** Began professional career with DSL Phillies White... Was T-1st among DSL pitchers and Phillies short-season minor league pitchers in starts (15)... Did not surrender a HR to the 226 batters he faced.

| YEAR                 | CLUB           | W-L        | ERA         | G         | GS        | CG       | SHO      | SV       | IP           | H         | R         | ER        | HR       | HB       | BB        | SO        | WP        | BK       | AVG         |
|----------------------|----------------|------------|-------------|-----------|-----------|----------|----------|----------|--------------|-----------|-----------|-----------|----------|----------|-----------|-----------|-----------|----------|-------------|
| 2019                 | DSL Phillies-W | 1-3        | 3.68        | 15        | #15       | 0        | 0        | 0        | 51.1         | 40        | 26        | 21        | 0        | 5        | 37        | 37        | 10        | 0        | .222        |
| 2020                 | Did not pitch  |            |             |           |           |          |          |          |              |           |           |           |          |          |           |           |           |          |             |
| 2021                 | DSL Phillies-W | 0-0        | 4.60        | 10        | 0         | 0        | 0        | 0        | 15.2         | 15        | 10        | 8         | 0        | 1        | 11        | 13        | 2         | 0        | .246        |
| 2022                 | DSL Phillies-R | 5-3        | 3.20        | 11        | 7         | #1       | 0        | 2        | 45.0         | 41        | 22        | 16        | 1        | 3        | 13        | 27        | 13        | 0        | .248        |
| <b>Minors Totals</b> |                | <b>6-6</b> | <b>3.62</b> | <b>36</b> | <b>22</b> | <b>1</b> | <b>0</b> | <b>2</b> | <b>112.0</b> | <b>96</b> | <b>58</b> | <b>45</b> | <b>1</b> | <b>9</b> | <b>61</b> | <b>77</b> | <b>25</b> | <b>0</b> | <b>.236</b> |

# Tied for league lead

**OSTERBERG, MATTHEW BRIAN (Matt)**... LHP... **B-T:** L-L... **HT:** 6-2; **WT:** 205... **BORN:** April 21, 1999, Coleman, WI... **RESIDES:** Coleman... **HOW OBTAINED:** Selected by Phillies in 15th round of 2021 MLB Draft... **SIGNED BY:** Derrick Ross... **EDUCATION:** 2021 graduate of St. Cloud State University (MN)... 2017 graduate of Coleman HS... **MISC:** During his senior collegiate season, held opponents to a .208 AVG, which was the lowest mark in the Northern Sun Intercollegiate Conference.

**2022:** Spent the majority of the season with Clearwater (A), but also made one appearance for Reading (AA) on 8/27... Pitched at least 2.0 innings in 8 of his 11 relief appearances between both levels... In 6 August games, posted a .058 ERA (1 ER, 15.1 IP)... **2021:** Made professional debut with Florida Complex League Phillies (R)... Promoted to Clearwater, 8/17... Overall, held opponents to a .186 AVG (13-70) and .257 SLG... Participated in Florida Instructional League.

| YEAR                 | CLUB         | W-L        | ERA         | G         | GS        | CG       | SHO      | SV       | IP          | H         | R         | ER        | HR       | HB       | BB        | SO        | WP       | BK       | AVG         |
|----------------------|--------------|------------|-------------|-----------|-----------|----------|----------|----------|-------------|-----------|-----------|-----------|----------|----------|-----------|-----------|----------|----------|-------------|
| 2021                 | FCL Phillies | 0-0        | 0.00        | 1         | 0         | 0        | 0        | 0        | 1.0         | 0         | 0         | 0         | 0        | 0        | 1         | 3         | 1        | 0        | .000        |
|                      | Clearwater   | 2-1        | 1.83        | 7         | 3         | 0        | 0        | 1        | 19.2        | 13        | 5         | 4         | 1        | 2        | 8         | 21        | 1        | 0        | .194        |
| 2022                 | Clearwater   | 2-6        | 3.25        | 22        | 12        | 0        | 0        | 0        | 63.2        | 75        | 35        | 23        | 4        | 0        | 15        | 52        | 1        | 0        | .293        |
|                      | Reading      | 0-0        | 0.00        | 1         | 0         | 0        | 0        | 0        | 1.1         | 1         | 0         | 0         | 0        | 0        | 0         | 0         | 0        | 0        | .200        |
| <b>Minors Totals</b> |              | <b>4-7</b> | <b>2.84</b> | <b>31</b> | <b>15</b> | <b>0</b> | <b>0</b> | <b>1</b> | <b>85.2</b> | <b>89</b> | <b>40</b> | <b>27</b> | <b>5</b> | <b>2</b> | <b>24</b> | <b>76</b> | <b>3</b> | <b>0</b> | <b>.269</b> |

**OTTENBREIT, MICAH JOSEPH**... RHP... **B-T:** R-R... **HT:** 6-4; **WT:** 190... **BORN:** May 7, 2003, Dearborn, MI... **RESIDES:** Trenton, MI... **HOW OBTAINED:** Selected by Phillies in 4th round of 2021 MLB Draft... **SIGNED BY:** Derrick Ross... **EDUCATION:** 2021 graduate of Trenton HS... **MISC:** During his senior season, posted a 0.64 ERA and had 95 strikeouts in 54.2 innings.

**2022:** Pitched in 2 games for Clearwater (A)... Placed on the IL (right elbow sprain), 5/10, and missed the remainder of the season... **2021:** Began professional career with Florida Complex League Phillies (R)... Participated in Florida Instructional League.

| YEAR                 | CLUB         | W-L        | ERA         | G        | GS       | CG       | SHO      | SV       | IP          | H         | R        | ER       | HR       | HB       | BB       | SO       | WP       | BK       | AVG         |
|----------------------|--------------|------------|-------------|----------|----------|----------|----------|----------|-------------|-----------|----------|----------|----------|----------|----------|----------|----------|----------|-------------|
| 2021                 | FCL Phillies | 1-0        | 4.50        | 5        | 0        | 0        | 0        | 0        | 6.0         | 6         | 3        | 3        | 0        | 0        | 3        | 4        | 0        | 0        | .273        |
| 2022                 | Clearwater   | 0-1        | 7.94        | 2        | 2        | 0        | 0        | 0        | 5.2         | 6         | 5        | 5        | 1        | 1        | 5        | 4        | 0        | 1        | .273        |
| <b>Minors Totals</b> |              | <b>1-1</b> | <b>6.17</b> | <b>7</b> | <b>2</b> | <b>0</b> | <b>0</b> | <b>0</b> | <b>11.2</b> | <b>12</b> | <b>8</b> | <b>8</b> | <b>1</b> | <b>1</b> | <b>8</b> | <b>8</b> | <b>0</b> | <b>1</b> | <b>.273</b> |

**PAN, WEN HUI...** RHP... **B-T:** R-R... **HT:** 6-3; **WT:** 220... **BORN:** September 19, 2002, Hualien, Taiwan... **RESIDES:** Taoyuen, Taiwan... **HOW OBTAINED:** Signed by Phillies as an amateur free agent, 1/16/23... **SIGNED BY:** Youngster Wang.

**PARKINSON, DAVID KENNEDY...** LHP... **B-T:** R-L... **HT:** 6-2; **WT:** 210... **BORN:** December 14, 1995, Henrico, VA... **RESIDES:** Henrico... **HOW OBTAINED:** Selected by Phillies in 12th round of 2017 MLB Draft... **SIGNED BY:** Mike Stauffer... **EDUCATION:** Attended University of Mississippi and Florence-Darlington Technical College (SC)... 2014 graduate of Mills E. Godwin HS (VA).

**2022:** Did not pitch... **2021:** Was a non-roster invitee to ML spring training... Spent almost entire season with Lehigh Valley (AAA)... Notched his first pro save in his final appearance, which was with Reading (AA) on 9/19 at Binghamton... **2020:** Did not pitch... **2019:** Spent season with Reading... Was T-6th in the Eastern League in wins (10) and 7th in strikeouts (118)... Posted a 3.31 ERA (27 ER, 73.1 IP) in his first 13 starts... Held RHH to a .237 AVG (74-312)... **2018:** Won the Paul Owens Award for best pitcher in the Phillies minor league system... Combined to post a 1.45 ERA (20 ER, 124.1 IP), which was the lowest mark among all qualifying pitchers in Minor League Baseball... At the time, was the second Phillies minor leaguer in the last three seasons to have the lowest ERA across the minors (also: RHP Sixto Sánchez, 0.50 ERA in 2016)... Selected as Phillies Minor League Pitching Prospect of the Year by MLB Pipeline... Chosen as an Organization All-Star by MiLB.com... Began season with Lakewood (A) and was promoted to Clearwater (A) on 8/2 for the remainder of the season... In 22 combined games (21 starts), went 11-1 with 141 SO, 1.01 WHIP (91 H, 35 BB), 10.21 SO/9.0 IP, and held opponents to a .202 AVG... Named Phillies Minor League Pitcher of the Month for June... Twice selected as Phillies Minor League Pitcher of the Week and South Atlantic League Pitcher of the Week: 5/21-27 & 6/11-17... Finished season with the 2nd-most strikeouts among all Phillies minor league pitchers and was T-2nd in wins... From 5/14-6/25, logged a 34.0-inning streak in which he did not allow an ER... Had only 1 start in which he allowed more than 3 ER... Struck out a season-best 11 batters, 6/17 vs Hickory... Tossed his first pro shutout (7.0 IP), 7/22 at Hagerstown (gm 2)... **2017:** Began professional career with Williamsport (A) and earned his first win, 8/13 vs Tri-City... Struck out a season-high 10 in 5.0 scoreless innings (H, 3 BB), 8/20 at Batavia... Named Phillies Minor League Pitcher of the Week, 8/14-20... Averaged 11.57 SO/9.0 IP (42 SO, 32.2 IP)... Posted a 1.98 ERA (3 ER, 13.2 IP) with 21 strikeouts in his 3 starts... Held RHH to a .181 AVG (13-72)... Participated in Florida Instructional League.

| YEAR                 | CLUB          | W-L          | ERA         | G         | GS        | CG       | SHO      | SV       | IP           | H          | R          | ER         | HR        | HB        | BB         | SO         | WP        | BK       | AVG         |
|----------------------|---------------|--------------|-------------|-----------|-----------|----------|----------|----------|--------------|------------|------------|------------|-----------|-----------|------------|------------|-----------|----------|-------------|
| 2017                 | Williamsport  | 1-3          | 2.48        | 11        | 3         | 0        | 0        | 0        | 32.2         | 30         | 12         | 9          | 2         | 2         | 9          | 42         | 3         | 0        | .242        |
| 2018                 | Lakewood      | 8-1          | 1.51        | 17        | 17        | 1        | 1        | 0        | 95.1         | 74         | 27         | 16         | 4         | 2         | 26         | 115        | 7         | 1        | .210        |
|                      | Clearwater    | 3-0          | 1.24        | 5         | 4         | 0        | 0        | 0        | 29.0         | 17         | 4          | 4          | 1         | 1         | 9          | 26         | 1         | 0        | .175        |
| 2019                 | Reading       | 10-9         | 4.08        | 22        | 22        | 0        | 0        | 0        | 119.0        | 107        | 56         | 54         | 10        | 3         | 39         | 118        | 7         | 0        | .247        |
| 2020                 | Did not pitch |              |             |           |           |          |          |          |              |            |            |            |           |           |            |            |           |          |             |
| 2021                 | Lehigh Valley | 1-11         | 7.93        | 20        | 18        | 0        | 0        | 0        | 78.1         | 109        | 73         | 69         | 16        | 4         | 28         | 68         | 1         | 0        | .323        |
|                      | Reading       | 0-0          | 0.00        | 1         | 0         | 0        | 0        | 1        | 3.0          | 0          | 0          | 0          | 0         | 0         | 5          | 0          | 0         | .000     |             |
| 2022                 | Did not pitch |              |             |           |           |          |          |          |              |            |            |            |           |           |            |            |           |          |             |
| <b>Minors Totals</b> |               | <b>23-24</b> | <b>3.83</b> | <b>76</b> | <b>64</b> | <b>1</b> | <b>1</b> | <b>1</b> | <b>357.1</b> | <b>337</b> | <b>172</b> | <b>152</b> | <b>33</b> | <b>12</b> | <b>111</b> | <b>374</b> | <b>19</b> | <b>1</b> | <b>.249</b> |

\*League leader

**PELEGRIN, LUIS EDUARDO...** SS... **B-T:** R-R... **HT:** 5-11; **WT:** 160... **BORN:** February 27, 2003, Pinar del Río, Cuba... **RESIDES:** Bani, DR... **HOW OBTAINED:** Signed by Phillies as an amateur free agent, 9/14/21... **SIGNED BY:** Carlos Salas and Luis García.

**2022:** Began professional career with Dominican Summer League Phillies Red (R)... Made his pro debut, 6/7 against DSL Rangers Blue... In his first month, posted a slash line of .308/.486/.538 in 13 games (35 PA)... Defensively, made starts at 1st base (5), 2nd base (5) and 3rd base (3).

| YEAR | CLUB           | AVG  | G  | AB | R  | H  | 2B | 3B | HR | RBI | SH | SF | HP | BB | SO | SB | CS | OBP  | SLG  | OPS  | E |
|------|----------------|------|----|----|----|----|----|----|----|-----|----|----|----|----|----|----|----|------|------|------|---|
| 2022 | DSL Phillies-R | .255 | 22 | 51 | 12 | 13 | 0  | 0  | 2  | 6   | 0  | 0  | 7  | 6  | 14 | 10 | 0  | .406 | .373 | .779 | 3 |

**PENA, JERFFSON JOSÉ...** OF... **B-T:** L-R... **HT:** 6-2; **WT:** 185... **BORN:** December 16, 2003, Monte Cristi, DR... **RESIDES:** Monte Cristi... **HOW OBTAINED:** Signed by Phillies as an amateur free agent, 11/16/21... **SIGNED BY:** Carlos Salas and José Guzman.

**2022:** Began pro career with Dominican Summer League Phillies Red (R)... Posted a .438 OBP in 19 July games (73 PA).

| YEAR | CLUB           | AVG  | G  | AB  | R  | H  | 2B | 3B | HR | RBI | SH | SF | HP | BB | SO | SB | CS | OBP  | SLG  | OPS  | E |
|------|----------------|------|----|-----|----|----|----|----|----|-----|----|----|----|----|----|----|----|------|------|------|---|
| 2022 | DSL Phillies-R | .237 | 52 | 156 | 24 | 37 | 7  | 3  | 3  | 14  | 0  | 0  | 5  | 25 | 61 | 20 | 6  | .360 | .378 | .738 | 3 |

**PENA JR., JOSE ARIDIO...** RHP... **B-T:** R-R... **HT:** 6-3; **WT:** 200... **BORN:** July 8, 2003, Winter Haven, FL... **RESIDES:** Winter Haven... **HOW OBTAINED:** Selected by Phillies in 6th round of 2021 MLB Draft... **SIGNED BY:** Bryce Harman... **EDUCATION:** 2021 graduate of Tampa Preparatory School (FL)... **MISC:** During his senior year, posted a 2.31 ERA with 63 strikeouts in 36.1 innings.

**2022:** Spent season with Florida Complex League Phillies (R)... Posted a 0.91 WHIP (5 BB, 5 H, 11.0 IP) in 3 July starts... Struck out 27.7% (28-101) of batters faced... **2021:** Made professional debut with FCL Phillies... Participated in Florida Instructional League.

| YEAR                 | CLUB         | W-L        | ERA         | G         | GS       | CG       | SHO      | SV       | IP          | H         | R         | ER        | HR       | HB       | BB        | SO        | WP       | BK       | AVG         |
|----------------------|--------------|------------|-------------|-----------|----------|----------|----------|----------|-------------|-----------|-----------|-----------|----------|----------|-----------|-----------|----------|----------|-------------|
| 2021                 | FCL Phillies | 1-0        | 13.50       | 4         | 0        | 0        | 0        | 0        | 2.2         | 3         | 4         | 4         | 0        | 0        | 3         | 5         | 0        | 0        | .273        |
| 2022                 | FCL Phillies | 1-3        | 6.59        | 9         | 7        | 0        | 0        | 0        | 27.1        | 23        | 21        | 20        | 2        | 6        | 19        | 28        | 6        | 0        | .228        |
| <b>Minors Totals</b> |              | <b>2-3</b> | <b>7.20</b> | <b>13</b> | <b>7</b> | <b>0</b> | <b>0</b> | <b>0</b> | <b>30.0</b> | <b>26</b> | <b>25</b> | <b>24</b> | <b>2</b> | <b>6</b> | <b>22</b> | <b>33</b> | <b>6</b> | <b>0</b> | <b>.232</b> |

**PENNER, TY GRANT... INF... B-T:** L-R... **HT:** 6-4; **WT:** 215... **BORN:** May 1, 2000, Lethbridge, Alberta, Canada... **RESIDES:** Lethbridge... **HOW OBTAINED:** Signed by Phillies as a non-drafted free agent, 7/26/22... **SIGNED BY:** Dave Dangler... **EDUCATION:** Attended the University of British Columbia... 2018 graduate of Vauxhall Academy of Baseball (Can.).

**2022:** Began professional career with Florida Complex League Phillies (R)... Made his pro debut, 6/10 at FCL Yankees... Participated in Florida Instructional League.

| YEAR | CLUB         | AVG  | G  | AB | R | H | 2B | 3B | HR | RBI | SH | SF | HP | BB | SO | SB | CS | OBP  | SLG  | OPS  | E |
|------|--------------|------|----|----|---|---|----|----|----|-----|----|----|----|----|----|----|----|------|------|------|---|
| 2022 | FCL Phillies | .129 | 10 | 31 | 5 | 4 | 1  | 0  | 1  | 3   | 0  | 0  | 0  | 3  | 7  | 0  | 0  | .206 | .258 | .464 | 1 |

**PERALTA, ADILSON RONIEL... RHP... B-T:** R-R... **HT:** 6-4; **WT:** 175... **BORN:** June 17, 2003, Moca, DR... **RESIDES:** Moca... **HOW OBTAINED:** Signed by Phillies as an amateur free agent, 11/16/21... **SIGNED BY:** Carlos Salas and José Guzman.

**2022:** Began professional career with Dominican Summer League Phillies Red (R)... Made his pro debut, 6/7 vs DSL Rangers Blue.

| YEAR | CLUB           | W-L | ERA  | G | GS | CG | SHO | SV | IP   | H  | R  | ER | HR | HB | BB | SO | WP | BK | AVG  |
|------|----------------|-----|------|---|----|----|-----|----|------|----|----|----|----|----|----|----|----|----|------|
| 2022 | DSL Phillies-R | 0-2 | 7.06 | 7 | 6  | 0  | 0   | 0  | 21.2 | 25 | 17 | 17 | 0  | 2  | 11 | 18 | 5  | 0  | .284 |

**PERALTA, PEDRO... RHP... B-T:** R-R... **HT:** 5-11; **WT:** 185... **BORN:** July 27, 2006, Santo Domingo, DR... **RESIDES:** San Cristobal, DR... **HOW OBTAINED:** Signed by Phillies as an amateur free agent, 1/15/23... **SIGNED BY:** José Guzman.

**PÉREZ, RICKARDO ALEJANDRO... C... B-T:** L-R... **HT:** 5-10; **WT:** 172... **BORN:** December 4, 2003, Valencia, VZ... **RESIDES:** Guacara, VZ... **HOW OBTAINED:** Signed by Phillies as an amateur free agent, 1/15/21... **SIGNED BY:** Rafael Álvarez and William Mota.

**2022:** Spent season with Florida Complex League Phillies (R)... Was on the IL (left knee dislocation), beginning of season-6/19... Ranked 2nd on the team in OBP and OPS (min. 50 PA)... Started season with an 8-game on-base streak (6/17-30), posting a slash line of .348/.444/.348 over that stretch... Participated in Florida Instructional League... **2021:** Began professional career with Dominican Summer League Phillies Red (R)... Had 22 walks to 15 strikeouts... Hit .308 (12-39) with RISP... In 35 games (32 starts) at catcher, threw out 33.8% (24-71) of base runners attempting to steal... Also made 5 starts at 1st base.

| YEAR                 | CLUB           | AVG         | G         | AB         | R         | H         | 2B       | 3B       | HR       | RBI       | SH       | SF       | HP       | BB        | SO        | SB       | CS       | OBP         | SLG         | OPS         | E        |
|----------------------|----------------|-------------|-----------|------------|-----------|-----------|----------|----------|----------|-----------|----------|----------|----------|-----------|-----------|----------|----------|-------------|-------------|-------------|----------|
| 2021                 | DSL Phillies-R | .256        | 43        | 121        | 15        | 31        | 3        | 0        | 0        | 9         | 0        | 2        | 1        | 22        | 15        | 3        | 1        | .370        | .281        | .651        | 9        |
| 2022                 | FCL Phillies   | .349        | 30        | 83         | 5         | 29        | 1        | 0        | 1        | 14        | 0        | 3        | 0        | 7         | 13        | 0        | 1        | .387        | .398        | .785        | 0        |
| <b>Minors Totals</b> |                | <b>.294</b> | <b>73</b> | <b>204</b> | <b>20</b> | <b>60</b> | <b>4</b> | <b>0</b> | <b>1</b> | <b>23</b> | <b>0</b> | <b>5</b> | <b>1</b> | <b>29</b> | <b>28</b> | <b>3</b> | <b>2</b> | <b>.377</b> | <b>.328</b> | <b>.705</b> | <b>9</b> |

**PERKINS, JOHN RYAN (Jack)... RHP... B-T:** R-R... **HT:** 6-3; **WT:** 215... **BORN:** August 6, 1997, Germantown, MD... **RESIDES:** Oxford, FL... **HOW OBTAINED:** Selected by Phillies in 11th round of 2018 MLB Draft... **SIGNED BY:** Jeff Zona Jr... **EDUCATION:** Attended Stetson University (FL)... 2015 graduate of The Villages HS (FL).

**2022:** Spent majority of season with Reading (AA)... Promoted to Lehigh Valley (AAA), 9/1... Overall, averaged 8.47 SO/9.0 IP (58 SO, 61.2 IP)... **2021:** Began season with Jersey Shore (A)... Promoted to Reading, 6/11, and to Lehigh Valley, 8/24... Led all Phillies minor league pitchers in IP (100.2) and was 2nd in starts (20)... Combined to average 2.68 BB/9.0 IP (30 BB)... Induced 9 ground-ball double plays... **2020:** Participated in Florida Instructional League... **2019:** Began season with Lakewood (A)... Posted a 1.93 ERA (5 ER, 23.1 IP) over his first 7 appearances (5 starts)... Was on the IL, 6/23-7/29, with right shoulder impingement syndrome... Had a rehab assignment to Gulf Coast League Phillies West (R)... Upon being reinstated from the IL, was promoted to Clearwater (A) for remainder of the season... **2018:** Made professional debut with GCL Phillies West... Promoted to Williamsport (A), 6/28... Tossed 2.0 or more innings in all 7 of his relief appearances.

| YEAR                 | CLUB           | W-L         | ERA         | G         | GS        | CG       | SHO      | SV       | IP           | H          | R          | ER         | HR        | HB        | BB        | SO         | WP        | BK       | AVG         |
|----------------------|----------------|-------------|-------------|-----------|-----------|----------|----------|----------|--------------|------------|------------|------------|-----------|-----------|-----------|------------|-----------|----------|-------------|
| 2018                 | GCL Phillies-W | 0-0         | 0.00        | 1         | 0         | 0        | 0        | 0        | 2.0          | 1          | 0          | 0          | 0         | 0         | 1         | 2          | 0         | 0        | .167        |
|                      | Williamsport   | 1-1         | 4.50        | 8         | 2         | 0        | 0        | 0        | 18.0         | 17         | 9          | 9          | 1         | 2         | 4         | 18         | 1         | 0        | .262        |
| 2019                 | Lakewood       | 0-1         | 2.53        | 3         | 2         | 0        | 0        | 0        | 10.2         | 12         | 4          | 3          | 0         | 1         | 7         | 16         | 1         | 0        | .293        |
|                      | GCL Phillies-W | 0-0         | 2.08        | 3         | 3         | 0        | 0        | 0        | 8.2          | 7          | 2          | 2          | 0         | 1         | 3         | 14         | 0         | 0        | .226        |
|                      | Clearwater     | 0-4         | 5.85        | 5         | 4         | 0        | 0        | 0        | 20.0         | 22         | 13         | 13         | 2         | 1         | 4         | 15         | 2         | 0        | .282        |
| 2020                 | Did not pitch  |             |             |           |           |          |          |          |              |            |            |            |           |           |           |            |           |          |             |
| 2021                 | Jersey Shore   | 0-1         | 5.51        | 5         | 3         | 0        | 0        | 0        | 16.1         | 17         | 10         | 10         | 2         | 2         | 3         | 16         | 0         | 0        | .262        |
|                      | Reading        | 3-2         | 4.25        | 12        | 11        | 0        | 0        | 0        | 59.1         | 62         | 29         | 28         | 10        | 3         | 20        | 52         | 1         | 0        | .268        |
|                      | Lehigh Valley  | 0-3         | 5.40        | 6         | 6         | 0        | 0        | 0        | 25.0         | 33         | 17         | 15         | 3         | 2         | 7         | 21         | 0         | 0        | .320        |
| 2022                 | Reading        | 3-3         | 6.87        | 24        | 6         | 0        | 0        | 0        | 55.0         | 66         | 44         | 42         | 10        | 5         | 26        | 50         | 4         | 0        | .303        |
|                      | Lehigh Valley  | 0-2         | 14.85       | 4         | 3         | 0        | 0        | 0        | 6.2          | 11         | 11         | 11         | 1         | 0         | 7         | 8          | 1         | 0        | .379        |
| <b>Minors Totals</b> |                | <b>7-17</b> | <b>5.40</b> | <b>71</b> | <b>40</b> | <b>0</b> | <b>0</b> | <b>0</b> | <b>221.2</b> | <b>248</b> | <b>139</b> | <b>133</b> | <b>29</b> | <b>17</b> | <b>82</b> | <b>212</b> | <b>10</b> | <b>0</b> | <b>.286</b> |

**PERTUZ, JACKIE ROBINSON...** C... B-T: L-R... HT: 6-1; WT: 185... **BORN:** November 1, 2002, Barranquilla, Colombia... **RESIDES:** Barranquilla... **HOW OBTAINED:** Signed by Phillies as an amateur free agent, 7/2/19... **SIGNED BY:** Álvaro Blanco and Carlos Salas.

**2022:** Spent season with Florida Complex League Phillies (R)... Ranked T-3rd on the team in doubles... Recorded a .345 OBP and .423 OPS in 12 July games (29 PA)... **2021:** Began professional career with Dominican Summer League Phillies White (R)... In 30 games (21 starts) at catcher, threw out 37.2% (16-43) of base runners attempting to steal... **2020:** Did not play.

| YEAR                 | CLUB           | AVG         | G         | AB         | R         | H         | 2B        | 3B       | HR       | RBI       | SH       | SF       | HP       | BB        | SO        | SB       | CS       | OBP         | SLG         | OPS         | E        |  |
|----------------------|----------------|-------------|-----------|------------|-----------|-----------|-----------|----------|----------|-----------|----------|----------|----------|-----------|-----------|----------|----------|-------------|-------------|-------------|----------|--|
| 2020                 | Did not play   |             |           |            |           |           |           |          |          |           |          |          |          |           |           |          |          |             |             |             |          |  |
| 2021                 | DSL Phillies-W | .262        | 44        | 126        | 14        | 33        | 7         | 0        | 0        | 20        | 0        | 0        | 5        | 12        | 22        | 2        | 2        | .350        | .317        | .667        | 2        |  |
| 2022                 | FCL Phillies   | .250        | 30        | 56         | 7         | 14        | 6         | 0        | 0        | 6         | 0        | 0        | 3        | 4         | 19        | 0        | 0        | .333        | .357        | .690        | 2        |  |
| <b>Minors Totals</b> |                | <b>.258</b> | <b>74</b> | <b>182</b> | <b>21</b> | <b>47</b> | <b>13</b> | <b>0</b> | <b>0</b> | <b>26</b> | <b>0</b> | <b>0</b> | <b>8</b> | <b>16</b> | <b>41</b> | <b>2</b> | <b>2</b> | <b>.345</b> | <b>.330</b> | <b>.675</b> | <b>4</b> |  |

**PETERSON, DUSTIN ALLEN...** INF/OF... B-T: R-R... HT: 6-2; WT: 215... **BORN:** September 10, 1994, Phoenix, AZ... **RESIDES:** Gilbert, AZ... **HOW OBTAINED:** Acquired from MIL for cash considerations, 4/18/22... **EDUCATION:** 2013 graduate of Gilbert High School... **MISC:** Originally selected by SD in 2nd round of 2013 MLB Draft.

**2022:** Spent most of the season with Lehigh Valley (AAA) after being acquired in a trade from MIL... Began season with Nashville (AAA)... On the IL, 7/7-8/11, with a right thumb laceration... **2021:** Spent entire season with Nashville... On the IL, 6/3-7/12, with a left hand fracture... **2020:** Played for Sugar Land in the independent Constellation Energy League... Following the season, played for Monterrey in the Mexican Pacific Winter League... **2019:** Made his first Opening Day roster and appeared in 17 games with DET... Recorded his first ML hit, 4/2 at NYY, an RBI double off Aroldis Chapman... Spent most of the season with Toledo (AAA)... On the IL, 8/2-9/5, with a left elbow sprain... **2018:** Named an MiLB.com Organization All-Star with ATL... Made ML debut with ATL as a pinch-hitter on 5/28 vs NYM... Spent most of the season with Gwinnett (AAA)... Named International League Player of the Week for 4/23-4/29, batting .391 (9-for-23) with 2 HR and 8 RBI in 6 games... On the IL, 5/3-23, with a left wrist sprain and 7/28-8/3, with a right finger contusion... **2017:** Spent entire season with Gwinnett... On the IL with a concussion, 8/21-28... **2016:** Led the Southern League in doubles and ranked among league leaders in extra-base hits (2nd, 52), total bases (2nd, 226), RBI (2nd), hits (3rd), SLG (4th) and OPS (5th)... Named an MiLB.com organization All-Star... Earned SL midseason and postseason All-Star honors... Spent entire season with Mississippi (AA)... Named SL Player of the Week, 6/13-6/19 and 7/18-7/24... **2015:** Named a Carolina League All-Star... Spent season with Carolina (A)... **2014:** Played entire season with Fort Wayne (A)... **2013:** Began pro career with Arizona League Padres (R).

| YEAR                 | CLUB          | AVG         | G          | AB          | R          | H          | 2B         | 3B        | HR        | RBI        | SH       | SF        | HP        | BB         | SO         | SB        | CS        | OBP         | SLG         | OPS         | E         |
|----------------------|---------------|-------------|------------|-------------|------------|------------|------------|-----------|-----------|------------|----------|-----------|-----------|------------|------------|-----------|-----------|-------------|-------------|-------------|-----------|
| 2013                 | AZL Padres    | .293        | 38         | 157         | 20         | 46         | 8          | 0         | 0         | 18         | 0        | 0         | 3         | 9          | 33         | 3         | 0         | .337        | .344        | .681        | 14        |
| 2014                 | Fort Wayne    | .233        | 126        | 527         | 64         | 123        | 31         | 3         | 10        | 79         | 0        | 5         | 6         | 25         | 137        | 1         | 3         | .274        | .361        | .635        | 38        |
| 2015                 | Carolina      | .251        | 118        | 446         | 58         | 112        | 15         | 2         | 8         | 62         | 0        | 6         | 2         | 44         | 91         | 6         | 3         | .317        | .348        | .665        | 3         |
| 2016                 | Mississippi   | .282        | 132        | 524         | 65         | 148        | *38        | 2         | 12        | 88         | 0        | 4         | 5         | 45         | 100        | 4         | 1         | .343        | .431        | .774        | 4         |
| 2017                 | Gwinnett      | .248        | 87         | 314         | 35         | 78         | 17         | 1         | 1         | 30         | 0        | 0         | 5         | 27         | 78         | 1         | 2         | .318        | .318        | .636        | 2         |
| 2018                 | Gwinnett      | .268        | 107        | 406         | 46         | 109        | 23         | 0         | 11        | 55         | 1        | 1         | 4         | 30         | 96         | 3         | 0         | .324        | .406        | .730        | 2         |
|                      | ATLANTA       | .000        | 2          | 2           | 0          | 0          | 0          | 0         | 0         | 0          | 0        | 0         | 0         | 0          | 1          | 0         | 0         | .000        | .000        | .000        | 0         |
| 2019                 | DETROIT       | .227        | 17         | 44          | 3          | 10         | 4          | 0         | 0         | 6          | 0        | 0         | 1         | 2          | 14         | 1         | 0         | .277        | .318        | .595        | 0         |
|                      | Toledo        | .286        | 79         | 301         | 31         | 86         | 13         | 0         | 11        | 49         | 0        | 3         | 1         | 14         | 78         | 1         | 1         | .317        | .439        | .756        | 8         |
| 2020                 | Did not play  |             |            |             |            |            |            |           |           |            |          |           |           |            |            |           |           |             |             |             |           |
| 2021                 | Nashville     | .271        | 77         | 291         | 42         | 79         | 15         | 0         | 9         | 56         | 0        | 3         | 5         | 30         | 44         | 0         | 1         | .347        | .416        | .763        | 3         |
| 2022                 | Nashville     | .143        | 3          | 7           | 1          | 1          | 1          | 0         | 0         | 0          | 0        | 0         | 4         | 1          | 0          | 0         | 0         | .455        | .286        | .741        | 0         |
|                      | Lehigh Valley | .244        | 102        | 393         | 49         | 96         | 22         | 2         | 9         | 47         | 0        | 1         | 3         | 40         | 101        | 6         | 2         | .318        | .379        | .697        | 5         |
| <b>Minors Totals</b> |               | <b>.261</b> | <b>869</b> | <b>3366</b> | <b>411</b> | <b>878</b> | <b>183</b> | <b>10</b> | <b>71</b> | <b>484</b> | <b>1</b> | <b>26</b> | <b>34</b> | <b>268</b> | <b>759</b> | <b>25</b> | <b>13</b> | <b>.319</b> | <b>.384</b> | <b>.703</b> | <b>59</b> |
| <b>AL Totals</b>     |               | <b>.227</b> | <b>17</b>  | <b>44</b>   | <b>3</b>   | <b>10</b>  | <b>4</b>   | <b>0</b>  | <b>0</b>  | <b>6</b>   | <b>0</b> | <b>0</b>  | <b>1</b>  | <b>2</b>   | <b>14</b>  | <b>1</b>  | <b>0</b>  | <b>.277</b> | <b>.318</b> | <b>.595</b> | <b>0</b>  |
| <b>NL Totals</b>     |               | <b>.000</b> | <b>2</b>   | <b>2</b>    | <b>0</b>   | <b>0</b>   | <b>0</b>   | <b>0</b>  | <b>0</b>  | <b>0</b>   | <b>0</b> | <b>0</b>  | <b>0</b>  | <b>0</b>   | <b>1</b>   | <b>0</b>  | <b>0</b>  | <b>.000</b> | <b>.000</b> | <b>.000</b> | <b>0</b>  |
| <b>ML Totals</b>     |               | <b>.217</b> | <b>19</b>  | <b>46</b>   | <b>3</b>   | <b>10</b>  | <b>4</b>   | <b>0</b>  | <b>0</b>  | <b>6</b>   | <b>0</b> | <b>0</b>  | <b>1</b>  | <b>2</b>   | <b>15</b>  | <b>1</b>  | <b>0</b>  | <b>.265</b> | <b>.304</b> | <b>.569</b> | <b>0</b>  |

\* League leader

**PETIT, JONATHAN...** RHP... B-T: R-R... HT: 6-1; WT: 185... **BORN:** April 19, 2001, Valencia, VZ... **RESIDES:** Naguanagua, VZ... **HOW OBTAINED:** Signed by Phillies as an amateur free agent, 4/26/19... **SIGNED BY:** Rafael Álvarez and William Mota.

**2022:** Pitched for Florida Complex League Phillies (R)... Struck out a season-high 6 batters, 7/25 (4.2 IP)... **2021:** Made professional debut with Dominican Summer League Phillies White (R)... Posted a 0.94 WHIP... Had an 8.20 SO/BB ratio... In 9.0 innings of relief, did not allow a run or walk... **2020:** Did not pitch... **2019:** Did not pitch.

| YEAR                 | CLUB           | W-L        | ERA         | G         | GS        | CG       | SHO      | SV       | IP          | H         | R         | ER        | HR       | HB       | BB        | SO        | WP       | BK       | AVG         |  |
|----------------------|----------------|------------|-------------|-----------|-----------|----------|----------|----------|-------------|-----------|-----------|-----------|----------|----------|-----------|-----------|----------|----------|-------------|--|
| 2019                 | Did not pitch  |            |             |           |           |          |          |          |             |           |           |           |          |          |           |           |          |          |             |  |
| 2020                 | Did not pitch  |            |             |           |           |          |          |          |             |           |           |           |          |          |           |           |          |          |             |  |
| 2021                 | DSL Phillies-W | 4-2        | 2.27        | 12        | 8         | 0        | 0        | 0        | 43.2        | 36        | 11        | 11        | 1        | 3        | 5         | 41        | 5        | 1        | .226        |  |
| 2022                 | FCL Phillies   | 3-3        | 4.50        | 11        | 6         | 0        | 0        | 1        | 32.0        | 28        | 20        | 16        | 3        | 2        | 10        | 33        | 0        | 2        | .222        |  |
| <b>Minors Totals</b> |                | <b>7-5</b> | <b>3.21</b> | <b>23</b> | <b>14</b> | <b>0</b> | <b>0</b> | <b>1</b> | <b>75.2</b> | <b>64</b> | <b>31</b> | <b>27</b> | <b>4</b> | <b>5</b> | <b>15</b> | <b>74</b> | <b>5</b> | <b>3</b> | <b>.225</b> |  |

**PHILLIPS, TYLER NICHOLAS...** RHP... B-T: R-R... HT: 6-5; WT: 200... **BORN:** October 27, 1997, Lumberton, NJ... **RESIDES:** Lumberton... **HOW OBTAINED:** Claimed off waivers by Phillies from TEX, 7/24/21; originally selected by TEX in 16th round of 2015 MLB Draft... **SIGNED BY:** Takeshi Sakurayama... **EDUCATION:** 2015 graduate of Bishop Eustace Preparatory School (NJ).

**2022:** Missed the entire season (right elbow surgery)... **2021:** Attended TEX's ML spring training... Began season with Frisco (AA)... Was on the IL, 5/28-6/11, with a right elbow bruise... Promoted to Round Rock (AAA), 6/18... Designated for assignment,

**PHILLIPS (continued)**

7/17... Joined Reading (AA), 7/24, after being claimed off waivers by the Phillies... Was on the development list, 7/27-8/16... Appeared in 1 game with Jersey Shore (A), 9/10, before landing on the IL, 9/13 (right elbow impingement)... Designated for assignment, 9/20... **2020:** Was added to TEX's player pool roster on 7/19 and spent the rest of the year at the club's alternate training site... **2019:** Split the season between Down East (A) and Frisco... Averaged 1.79 BB/9.0 IP, the 3rd-lowest rate among qualified TEX minor league pitchers... In April, posted a 1.14 ERA (4 ER, 31.2 IP) in 5 starts... Named Carolina League Pitcher of the Week for 4/15-21... Was on the IL, 7/19-25 (right lower leg contusion)... **2018:** Recognized as organization's Nolan Ryan Pitcher of the Year... Posted the 3rd-highest SO/BB rate (7.94) among all minor league pitchers (min. 130.0 IP)... Named to *Baseball America's* Low Class-A All-Star team and was ranked by the same publication as the No. 9 prospect in the South Atlantic League... Selected as a SAL Northern Division All-Star... Ranked among SAL pitchers in wins (T-1st, 11), ERA (3rd, 2.67), WHIP (4th, 1.02), IP (6th, 128.0) and strikeouts (7th, 124)... Averaged 1.08 BB/9.0 IP, 3rd-lowest rate across the minors (min. 130.0 IP), allowing multiple walks in 2 of 23 starts... Went 7-0 with a 1.55 ERA (10 ER, 58.0 IP), 7 BB and 63 SO at Hickory (A) following the All-Star break... Had a season-best 13 SO, 8/7 vs Kannapolis... Promoted to Down East on 9/2 for final start... **2017:** Opened season with Hickory... Spent most of the year with Spokane (A)... Averaged 1.36 BB/9.0 IP at Spokane... **2016:** Began season as the youngest player in the Northwest League and made a team-high 13 starts for Spokane... **2015:** Began professional career with Arizona League Rangers (R).

| YEAR                 | CLUB                    | W-L          | ERA         | G          | GS        | CG       | SHO      | SV       | IP           | H          | R          | ER         | HR        | HB        | BB         | SO         | WP        | BK       | AVG         |  |
|----------------------|-------------------------|--------------|-------------|------------|-----------|----------|----------|----------|--------------|------------|------------|------------|-----------|-----------|------------|------------|-----------|----------|-------------|--|
| 2015                 | AZL Rangers             | 0-1          | 3.60        | 13         | 0         | 0        | 0        | 1        | 15.0         | 13         | 8          | 6          | 2         | 0         | 1          | 10         | 1         | 0        | .224        |  |
| 2016                 | Spokane                 | 4-7          | 6.44        | 13         | 13        | 0        | 0        | 0        | 58.2         | 78         | 49         | 42         | 2         | 5         | 20         | 57         | 9         | 0        | .307        |  |
| 2017                 | Hickory                 | 1-2          | 6.39        | 7          | 4         | 0        | 0        | 0        | 25.1         | 28         | 21         | 18         | 2         | 5         | 9          | 15         | 4         | 0        | .280        |  |
|                      | Spokane                 | 4-2          | 3.45        | 13         | 13        | 0        | 0        | 0        | 73.0         | 78         | 33         | 28         | 6         | 1         | 11         | 78         | 6         | 0        | .265        |  |
| 2018                 | Hickory                 | #11-5        | 2.67        | 22         | 22        | 1        | 0        | 0        | 128.0        | 117        | 41         | 38         | 4         | 3         | 14         | 124        | 13        | 0        | .239        |  |
|                      | Down East               | 1-0          | 1.80        | 1          | 1         | 0        | 0        | 0        | 5.0          | 2          | 1          | 1          | 0         | 1         | 2          | 3          | 0         | 0        | .125        |  |
| 2019                 | Down East               | 2-2          | 1.19        | 6          | 6         | 0        | 0        | 0        | 37.2         | 28         | 6          | 5          | 1         | 1         | 6          | 28         | 1         | 0        | .212        |  |
|                      | Frisco                  | 7-9          | 4.73        | 18         | 16        | 0        | 0        | 0        | 93.1         | 95         | 56         | 49         | 15        | 4         | 20         | 74         | 7         | 0        | .263        |  |
| 2020                 | Did not pitch           |              |             |            |           |          |          |          |              |            |            |            |           |           |            |            |           |          |             |  |
| 2021                 | Frisco                  | 1-2          | 4.70        | 6          | 5         | 0        | 0        | 0        | 15.1         | 12         | 8          | 8          | 4         | 0         | 7          | 18         | 2         | 0        | .207        |  |
|                      | Round Rock              | 0-3          | 9.90        | 4          | 4         | 0        | 0        | 0        | 10.0         | 15         | 12         | 11         | 2         | 0         | 12         | 11         | 1         | 0        | .341        |  |
|                      | Reading                 | 0-0          | 6.35        | 4          | 4         | 0        | 0        | 0        | 11.1         | 12         | 9          | 8          | 2         | 0         | 3          | 11         | 1         | 0        | .267        |  |
|                      | Jersey Shore            | 0-0          | 0.00        | 1          | 1         | 0        | 0        | 0        | 3.0          | 2          | 0          | 0          | 0         | 0         | 1          | 1          | 0         | 0        | .200        |  |
| 2022                 | Injured – Did not pitch |              |             |            |           |          |          |          |              |            |            |            |           |           |            |            |           |          |             |  |
| <b>Minors Totals</b> |                         | <b>31-33</b> | <b>4.05</b> | <b>108</b> | <b>89</b> | <b>1</b> | <b>0</b> | <b>1</b> | <b>475.2</b> | <b>480</b> | <b>244</b> | <b>214</b> | <b>40</b> | <b>20</b> | <b>106</b> | <b>430</b> | <b>45</b> | <b>0</b> | <b>.258</b> |  |

# Tied for league lead

**PINA, NICOLY**... **RHP**... **B-T:** R-R... **HT:** 6-2; **WT:** 225... **BORN:** October 8, 1999, San Juan de la Maguana, DR... **RESIDES:** San Juan de la Maguana... **HOW OBTAINED:** Signed by Phillies as an amateur free agent, 5/3/18... **SIGNED BY:** Carlos Salas and Franklin Felida.

**2022:** Began the season on the IL (right elbow surgery) and was reinstated, 7/28... Spent season with Florida Complex League (R)... Pitched 2 games for Clearwater (A)... With FCL Phillies, held hitters to a .174 AVG (4-23) with RISP... Participated in Florida Instructional League... **2021:** Missed entire season (right elbow surgery)... **2020:** Did not pitch... **2019:** Spent season with Gulf Coast League Phillies West (R)... Recorded multiple strikeouts in 9 of his 15 appearances... Participated in FIL... **2018:** Began professional career with Dominican Summer League Phillies Red (R)... Did not allow a HR to the 225 batters he faced... Limited LHH to a .171 AVG (13-76)... Participated in FIL.

| YEAR                 | CLUB                    | W-L        | ERA         | G         | GS        | CG       | SHO      | SV       | IP          | H         | R         | ER        | HR       | HB       | BB        | SO         | WP        | BK       | AVG         |  |
|----------------------|-------------------------|------------|-------------|-----------|-----------|----------|----------|----------|-------------|-----------|-----------|-----------|----------|----------|-----------|------------|-----------|----------|-------------|--|
| 2018                 | DSL Phillies-R          | 1-3        | 4.00        | 17        | 11        | 0        | 0        | 1        | 54.0        | 41        | 26        | 24        | 0        | 4        | 35        | 53         | 7         | 1        | .220        |  |
| 2019                 | GCL Phillies-W          | 2-1        | 3.57        | 15        | 0         | 0        | 0        | 3        | 17.2        | 9         | 7         | 7         | 0        | 1        | 14        | 28         | 7         | 0        | .153        |  |
| 2020                 | Did not pitch           |            |             |           |           |          |          |          |             |           |           |           |          |          |           |            |           |          |             |  |
| 2021                 | Injured – Did not pitch |            |             |           |           |          |          |          |             |           |           |           |          |          |           |            |           |          |             |  |
| 2022                 | FCL Phillies            | 1-1        | 4.11        | 14        | 0         | 0        | 0        | 1        | 15.1        | 9         | 9         | 7         | 0        | 3        | 17        | 23         | 6         | 1        | .173        |  |
|                      | Clearwater              | 0-1        | 21.60       | 2         | 0         | 0        | 0        | 0        | 1.2         | 2         | 4         | 4         | 0        | 1        | 4         | 3          | 2         | 0        | .286        |  |
| <b>Minors Totals</b> |                         | <b>4-6</b> | <b>4.26</b> | <b>48</b> | <b>11</b> | <b>0</b> | <b>0</b> | <b>5</b> | <b>88.2</b> | <b>61</b> | <b>46</b> | <b>42</b> | <b>0</b> | <b>9</b> | <b>70</b> | <b>107</b> | <b>22</b> | <b>2</b> | <b>.201</b> |  |

**PINEDA, LEANDRO ANDRÉS**... **OF**... **B-T:** L-L... **HT:** 6-2; **WT:** 185... **BORN:** June 4, 2002, Valencia, VZ... **RESIDES:** Valencia... **HOW OBTAINED:** Signed by Phillies as an amateur free agent, 7/6/18... **SIGNED BY:** Rafael Álvarez and William Mota.

**2022:** Spent majority of season with Clearwater (A)... Promoted to Jersey Shore (A), 8/25... Recorded a 9-game and 10-game on-base streak in June (6/1-11, 6/17-28)... **2021:** Spent season with Florida Complex League Phillies (R)... **2020:** Did not play... **2019:** Began professional career with Dominican Summer League Phillies White (R).

| YEAR                 | CLUB           | AVG         | G          | AB         | R         | H          | 2B        | 3B       | HR       | RBI       | SH       | SF        | HP        | BB        | SO         | SB        | CS        | OBP         | SLG         | OPS         | E        |  |
|----------------------|----------------|-------------|------------|------------|-----------|------------|-----------|----------|----------|-----------|----------|-----------|-----------|-----------|------------|-----------|-----------|-------------|-------------|-------------|----------|--|
| 2019                 | DSL Phillies-W | .184        | 61         | 190        | 22        | 35         | 4         | 0        | 1        | 19        | 3        | 2         | 6         | 22        | 40         | 4         | 4         | .286        | .221        | .507        | 2        |  |
| 2020                 | Did not play   |             |            |            |           |            |           |          |          |           |          |           |           |           |            |           |           |             |             |             |          |  |
| 2021                 | FCL Phillies   | .130        | 33         | 69         | 14        | 9          | 3         | 0        | 1        | 9         | 0        | 2         | 2         | 20        | 23         | 3         | 3         | .333        | .217        | .550        | 1        |  |
| 2022                 | Clearwater     | .219        | 73         | 256        | 34        | 56         | 16        | 6        | 3        | 29        | 0        | *6        | 5         | 32        | 78         | 5         | 3         | .311        | .363        | .674        | 3        |  |
|                      | Jersey Shore   | .150        | 16         | 60         | 9         | 9          | 3         | 1        | 0        | 5         | 0        | 1         | 2         | 7         | 19         | 0         | 0         | .257        | .233        | .490        | 1        |  |
| <b>Minors Totals</b> |                | <b>.190</b> | <b>183</b> | <b>575</b> | <b>79</b> | <b>109</b> | <b>26</b> | <b>7</b> | <b>5</b> | <b>62</b> | <b>3</b> | <b>11</b> | <b>15</b> | <b>81</b> | <b>160</b> | <b>12</b> | <b>10</b> | <b>.301</b> | <b>.285</b> | <b>.586</b> | <b>7</b> |  |

\* League leader

SCOUTING & PLAYER DEV.



**PIPKIN, DOMINIC MICHAEL**... RHP... B-T: R-R... HT: 6-5; WT: 185... BORN: November 5, 1999, Pinole, CA... RESIDES: Pinole... HOW OBTAINED: Selected by Phillies in 9th round of 2018 MLB Draft... SIGNED BY: Joey Davis... EDUCATION: 2018 graduate of Pinole Valley HS.

2022: Pitched for Jersey Shore (A)... 2021: Spent entire season with Jersey Shore... Averaged 9.93 SO/9.0 IP (64 SO/58.0 IP)... In 5 June starts, had 27 strikeouts in 19.2 innings... Was on the IL, 8/20-end of season, with a right shoulder strain... 2020: Participated in Florida Instructional League... 2019: Spent season with Lakewood (A)... Posted a 3.29 ERA (15 ER, 41.0 IP) in his first 12 appearances (6 starts)... Was on the IL, 8/26-end of season (right shoulder inflammation)... 2018: Began professional career with Gulf Coast League Phillies East (R)... Held LHH to a .194 AVG (6-31)... Participated in FIL.

| YEAR                 | CLUB           | W-L          | ERA         | G         | GS        | CG       | SHO      | SV       | IP           | H          | R          | ER         | HR        | HB        | BB         | SO         | WP        | BK       | AVG         |
|----------------------|----------------|--------------|-------------|-----------|-----------|----------|----------|----------|--------------|------------|------------|------------|-----------|-----------|------------|------------|-----------|----------|-------------|
| 2018                 | GCL Phillies-E | 1-2          | 3.64        | 10        | 8         | 0        | 0        | 0        | 29.2         | 27         | 12         | 12         | 3         | 1         | 8          | 18         | 3         | 0        | .252        |
| 2019                 | Lakewood       | 3-4          | 5.15        | 24        | 12        | 0        | 0        | 1        | 71.2         | 71         | 51         | 41         | 4         | 12        | 45         | 44         | 15        | 0        | .261        |
| 2020                 | Did not pitch  |              |             |           |           |          |          |          |              |            |            |            |           |           |            |            |           |          |             |
| 2021                 | Jersey Shore   | 4-3          | 4.97        | 16        | 12        | 0        | 0        | 0        | 58.0         | 58         | 34         | 32         | 6         | 5         | 27         | 64         | 6         | 1        | .264        |
| 2022                 | Jersey Shore   | 4-7          | 5.01        | 30        | 13        | 0        | 0        | 0        | 73.2         | 71         | 52         | 41         | 6         | 12        | 51         | 64         | 6         | 0        | .262        |
| <b>Minors Totals</b> |                | <b>12-16</b> | <b>4.87</b> | <b>80</b> | <b>45</b> | <b>0</b> | <b>0</b> | <b>1</b> | <b>233.0</b> | <b>227</b> | <b>149</b> | <b>126</b> | <b>19</b> | <b>30</b> | <b>131</b> | <b>190</b> | <b>30</b> | <b>1</b> | <b>.261</b> |

**PODKUL, NICK**... INF... B-T: R-R... HT: 6-2; WT: 200... BORN: April 11, 1997, Munster, IN... RESIDES: Schererville, IN... HOW OBTAINED: Signed by Phillies as a minor league free agent, 12/17/22... MISC: Originally selected by TOR in 7th round of 2018 MLB Draft.

2022: Spent season with Buffalo (AAA)... Was released on 8/16... 2021: Played entire season with New Hampshire (AA)... On the IL, 7/1-22, with a left hamstring strain... 2020: Did not play... 2019: Split season between Lansing (A) and Dunedin (A)... 2018: Began pro career with Vancouver (A).

| YEAR                 | CLUB          | AVG         | G          | AB         | R          | H          | 2B        | 3B       | HR        | RBI        | SH       | SF       | HP        | BB         | SO         | SB        | CS       | OBP         | SLG         | OPS         | E         |
|----------------------|---------------|-------------|------------|------------|------------|------------|-----------|----------|-----------|------------|----------|----------|-----------|------------|------------|-----------|----------|-------------|-------------|-------------|-----------|
| 2018                 | Vancouver     | .222        | 50         | 162        | 22         | 36         | 10        | 2        | 3         | 18         | 1        | 2        | 4         | 28         | 38         | 1         | 1        | .347        | .364        | .711        | 10        |
| 2019                 | Lansing       | .254        | 57         | 201        | 32         | 51         | 13        | 2        | 2         | 20         | 0        | 2        | 5         | 33         | 41         | 12        | 1        | .369        | .368        | .737        | 4         |
|                      | Dunedin       | .227        | 37         | 110        | 12         | 25         | 3         | 1        | 1         | 15         | 2        | 2        | 1         | 17         | 22         | 5         | 2        | .331        | .300        | .631        | 3         |
| 2020                 | Did not play  |             |            |            |            |            |           |          |           |            |          |          |           |            |            |           |          |             |             |             |           |
| 2021                 | New Hampshire | .204        | 57         | 181        | 26         | 37         | 9         | 1        | 7         | 29         | 0        | 1        | 4         | 23         | 51         | 4         | 1        | .306        | .381        | .687        | 4         |
| 2022                 | Buffalo       | .211        | 60         | 175        | 22         | 37         | 6         | 0        | 5         | 24         | 1        | 0        | 6         | 33         | 61         | 3         | 1        | .355        | .331        | .686        | 3         |
| <b>Minors Totals</b> |               | <b>.224</b> | <b>261</b> | <b>829</b> | <b>114</b> | <b>186</b> | <b>41</b> | <b>6</b> | <b>18</b> | <b>106</b> | <b>4</b> | <b>7</b> | <b>20</b> | <b>134</b> | <b>213</b> | <b>25</b> | <b>6</b> | <b>.343</b> | <b>.353</b> | <b>.696</b> | <b>24</b> |

**POLANCO, JESÚS**... RHP... B-T: R-R... HT: 6-3; WT: 190... BORN: April 11, 2002, Sabana Grande de Boya, DR... RESIDES: Santo Domingo, DR... HOW OBTAINED: Signed by Phillies as an amateur free agent, 12/2/22... SIGNED BY: Carlos Salas and Jean Montalvo.

**POUAKA-GREGO, NIKAU JACK**... SS... B-T: L-R... HT: 5-10; WT: 175... BORN: September 13, 2004, Christchurch, New Zealand... RESIDES: Melbourne, Australia... HOW OBTAINED: Signed by Phillies as an amateur free agent, 1/17/22... SIGNED BY: Howard Norsetter and Derrick Chung.

2022: Spent season with Florida Complex League Phillies (R)... Ranked 1st on the team in AVG, OBP, SLG and OPS (min. 100 PA)... In his first 10 games, posted a slash line of .382/.500/.588 (42 PA)... Against RHP, posted a slash line of .315/.462/.479 (93 PA)... Participated in Florida Instructional League.

| YEAR | CLUB         | AVG  | G  | AB  | R  | H  | 2B | 3B | HR | RBI | SH | SF | HP | BB | SO | SB | CS | OBP  | SLG  | OPS  | E |
|------|--------------|------|----|-----|----|----|----|----|----|-----|----|----|----|----|----|----|----|------|------|------|---|
| 2022 | FCL Phillies | .301 | 35 | 103 | 20 | 31 | 6  | 1  | 3  | 16  | 0  | 0  | 6  | 16 | 16 | 2  | 2  | .424 | .466 | .890 | 6 |

**PULIDO, DANYONY**... RHP... B-T: R-R... HT: 6-1; WT: 165... BORN: October 19, 2002, Caracas, VZ... RESIDES: Caracas... HOW OBTAINED: Signed by Phillies as an amateur free agent, 1/15/21... SIGNED BY: Rafael Álvarez.

2022: Spent season with Dominican Summer League Phillies White (R)... Ranked 2nd on the team and 5th in the DSL in ERA (min. 40.0 IP)... Among DSL pitchers, ranked 8th in opponent AVG... Participated in Florida Instructional League... 2021: Began professional career with DSL Phillies Red... Held opponents to a .180 AVG (18-100) and .230 SLG... Did not allow a HR to the 131 batters he faced.

| YEAR                 | CLUB           | W-L        | ERA         | G         | GS        | CG       | SHO      | SV       | IP          | H         | R         | ER        | HR       | HB       | BB        | SO        | WP        | BK       | AVG         |
|----------------------|----------------|------------|-------------|-----------|-----------|----------|----------|----------|-------------|-----------|-----------|-----------|----------|----------|-----------|-----------|-----------|----------|-------------|
| 2021                 | DSL Phillies-R | 3-2        | 5.46        | 14        | 0         | 0        | 0        | 1        | 28.0        | 18        | 21        | 17        | 0        | 5        | 25        | 31        | 8         | 1        | .180        |
| 2022                 | DSL Phillies-W | 2-2        | 1.82        | 11        | 11        | 0        | 0        | 0        | 49.1        | 32        | 13        | 10        | 2        | 4        | 28        | 34        | 4         | 2        | .203        |
| <b>Minors Totals</b> |                | <b>5-4</b> | <b>3.14</b> | <b>25</b> | <b>11</b> | <b>0</b> | <b>0</b> | <b>1</b> | <b>77.1</b> | <b>50</b> | <b>34</b> | <b>27</b> | <b>2</b> | <b>9</b> | <b>53</b> | <b>65</b> | <b>12</b> | <b>3</b> | <b>.194</b> |

**QUERALES, JESÚS EDUARDO... RHP... B-T: R-R... HT: 5-11; WT: 183... BORN:** February 18, 2003, Barinas, VZ... **RESIDES:** Barinas... **HOW OBTAINED:** Signed by Phillies as an amateur free agent, 7/2/19... **SIGNED BY:** Álvaro Blanco and Carlos Salas.

**2022:** Spent season with Dominican Summer League Phillies Red (R)... Ranked 1st on the team and T-5th in the DSL in saves... Did not allow an earned run in 13 of 15 appearances... Participated in Florida Instructional League... **2021:** Began professional career with DSL Phillies Red... Ranked T-3rd in the DSL in saves (8)... Went 8-for-9 (88.9%) in save chances... Had a 6.20 SO/BB ratio... **2020:** Did not pitch.

| YEAR                 | CLUB           | W-L        | ERA         | G         | GS       | CG       | SHO      | SV        | IP          | H         | R         | ER       | HR       | HB       | BB        | SO        | WP       | BK       | AVG         |
|----------------------|----------------|------------|-------------|-----------|----------|----------|----------|-----------|-------------|-----------|-----------|----------|----------|----------|-----------|-----------|----------|----------|-------------|
| 2020                 | Did not pitch  |            |             |           |          |          |          |           |             |           |           |          |          |          |           |           |          |          |             |
| 2021                 | DSL Phillies-R | 2-2        | 1.38        | 19        | 0        | 0        | 0        | 8         | 26.0        | 25        | 8         | 4        | 0        | 1        | 5         | 31        | 2        | 0        | .258        |
| 2022                 | DSL Phillies-R | 2-0        | 1.64        | 15        | 0        | 0        | 0        | 7         | 22.0        | 14        | 4         | 4        | 1        | 0        | 10        | 28        | 3        | 0        | .182        |
| <b>Minors Totals</b> |                | <b>4-2</b> | <b>1.50</b> | <b>34</b> | <b>0</b> | <b>0</b> | <b>0</b> | <b>15</b> | <b>48.0</b> | <b>39</b> | <b>12</b> | <b>8</b> | <b>1</b> | <b>1</b> | <b>15</b> | <b>59</b> | <b>5</b> | <b>0</b> | <b>.224</b> |

**QUIRION, ANTHONY... C... B-T: R-R... HT: 6-2; WT: 215... BORN:** October 29, 1997, Sherbrooke, Canada... **RESIDES:** Stanstead, Canada... **HOW OBTAINED:** Signed by Phillies as a non-drafted free agent, 7/20/21... **SIGNED BY:** Ralph Garr Jr... **EDUCATION:** 2021 graduate of Lamar University (TX); also attended Clarendon College (TX)... Graduate of Académie les Estacades (Can.).

**2022:** Began season with Clearwater (A)... Promoted to Jersey Shore (A), 6/6... Was on the IL (right hand fracture), 6/18-8/16, which included a rehab assignment to Florida Complex League Phillies (R)... Recorded a .993 fielding percentage at catcher (432 chances)... Defensively, made starts at catcher and 1st base... Participated in Florida Instructional League... **2021:** Began professional career with FCL Phillies... Participated in FIL.

| YEAR                 | CLUB         | AVG         | G         | AB         | R         | H         | 2B       | 3B       | HR       | RBI       | SH       | SF       | HP        | BB        | SO        | SB       | CS       | OBP         | SLG         | OPS         | E        |
|----------------------|--------------|-------------|-----------|------------|-----------|-----------|----------|----------|----------|-----------|----------|----------|-----------|-----------|-----------|----------|----------|-------------|-------------|-------------|----------|
| 2021                 | FCL Phillies | .313        | 11        | 16         | 5         | 5         | 0        | 1        | 2        | 5         | 0        | 0        | 1         | 3         | 3         | 1        | 0        | .450        | .813        | 1.263       | 1        |
| 2022                 | Clearwater   | .214        | 34        | 117        | 13        | 25        | 4        | 0        | 6        | 16        | 0        | 0        | 10        | 14        | 44        | 3        | 1        | .348        | .402        | .750        | 1        |
|                      | Jersey Shore | .134        | 23        | 67         | 1         | 9         | 2        | 0        | 0        | 3         | 0        | 0        | 3         | 4         | 27        | 0        | 1        | .216        | .164        | .380        | 3        |
|                      | FCL Phillies | .227        | 6         | 22         | 1         | 5         | 0        | 0        | 0        | 1         | 0        | 0        | 1         | 6         | 0         | 0        | 0        | .292        | .227        | .519        | 0        |
| <b>Minors Totals</b> |              | <b>.198</b> | <b>74</b> | <b>222</b> | <b>20</b> | <b>44</b> | <b>6</b> | <b>1</b> | <b>8</b> | <b>25</b> | <b>0</b> | <b>0</b> | <b>15</b> | <b>22</b> | <b>80</b> | <b>4</b> | <b>2</b> | <b>.313</b> | <b>.342</b> | <b>.655</b> | <b>5</b> |

**RADCLIFF, BARON KEYTON... OF... B-T: L-R... HT: 6-4; WT: 235... BORN:** February 9, 1999, Lansing, MI... **RESIDES:** Lilburn, GA... **HOW OBTAINED:** Selected by Phillies in 5th round of 2020 MLB Draft... **SIGNED BY:** Aaron Jersild... **EDUCATION:** Attended Georgia Tech... 2017 graduate of Norcross HS (GA)... **MISC:** Originally selected by ATL in 40th round of 2017 MLB Draft, but did not sign... Was named to the 2019 All-ACC Second Team... During a shortened 2020 collegiate season, had a .552 SLG with 4 2B, 2 3B, 3 HR and 17 RBI in 16 games... **PERSONAL:** His father, Vic, was selected by KC in the 4th round of the 1995 MLB Draft and played professionally for 7 years.

**2022:** Spent season with Jersey Shore (A)... Ranked 2nd among all Phillies minor league hitters in walks... Posted a slash line of .347/.430/.733 and slugged 8 home runs in 23 August games (86 PA)... Following the season, was rated as the best power hitter in the Phillies minor league system by *Baseball America*... **2021:** Played almost exclusively for Clearwater (A) in his first professional season... Led all Phillies minor league hitters with 71 walks... Among Low-A Southeast hitters, ranked 4th in walks (70), 7th in OBP (.367) and T-9th in HR (11)... In June, his 32 walks were T-1st among all minor league hitters (player he tied with had 17 more PA during the month)... Was on the COVID-related IL, 8/3-13, which included a rehab assignment to Florida Complex League Phillies (R)... Participated in Florida Instructional League... **2020:** Participated in FIL.

| YEAR                 | CLUB         | AVG         | G          | AB         | R         | H          | 2B        | 3B       | HR        | RBI       | SH       | SF       | HP       | BB         | SO         | SB       | CS       | OBP         | SLG         | OPS         | E        |
|----------------------|--------------|-------------|------------|------------|-----------|------------|-----------|----------|-----------|-----------|----------|----------|----------|------------|------------|----------|----------|-------------|-------------|-------------|----------|
| 2020                 | Did not play |             |            |            |           |            |           |          |           |           |          |          |          |            |            |          |          |             |             |             |          |
| 2021                 | Clearwater   | .189        | 86         | 254        | 50        | 48         | 8         | 0        | 11        | 39        | 0        | 3        | 3        | 70         | 112        | 3        | 3        | .367        | .350        | .717        | 2        |
|                      | FCL Phillies | .667        | 1          | 3          | 2         | 2          | 0         | 0        | 2         | 3         | 0        | 0        | 0        | 1          | 0          | 0        | 0        | .750        | 2.667       | 3.417       | 0        |
| 2022                 | Jersey Shore | .237        | 104        | 346        | 44        | 82         | 15        | 2        | 17        | 49        | 0        | 1        | 1        | 60         | *163       | 6        | 2        | .350        | .439        | .789        | 3        |
| <b>Minors Totals</b> |              | <b>.219</b> | <b>191</b> | <b>603</b> | <b>96</b> | <b>132</b> | <b>23</b> | <b>2</b> | <b>30</b> | <b>91</b> | <b>0</b> | <b>4</b> | <b>4</b> | <b>131</b> | <b>275</b> | <b>9</b> | <b>5</b> | <b>.360</b> | <b>.413</b> | <b>.773</b> | <b>5</b> |

\* League leader

**RAMIREZ, ISAAC NICOLAS... OF... B-T: S-R... HT: 5-10; WT: 160... BORN:** October 7, 2005, San Cristobal, DR... **RESIDES:** San Juan de la Maguana, DR... **HOW OBTAINED:** Signed by Phillies as an amateur free agent, 1/15/23... **SIGNED BY:** Luis García.

**RAMÍREZ, RONNY JOSUE... LHP... B-T: L-L... HT: 5-10; WT: 167... BORN:** November 3, 2002, Santo Domingo, DR... **RESIDES:** Santo Domingo... **HOW OBTAINED:** Signed by Phillies as an amateur free agent, 11/25/19... **SIGNED BY:** Juan Feliciano and Carlos Salas.

**2022:** Pitched for Dominican Summer League Phillies Red (R)... Struck out 27.2% of the batters he faced (22-81)... Held RHH to a .143 AVG (8-56)... **2021:** Began professional career with DSL Phillies White... **2020:** Did not pitch.

| YEAR                 | CLUB           | W-L        | ERA         | G         | GS       | CG       | SHO      | SV       | IP          | H         | R         | ER        | HR       | HB       | BB        | SO        | WP       | BK       | AVG         |
|----------------------|----------------|------------|-------------|-----------|----------|----------|----------|----------|-------------|-----------|-----------|-----------|----------|----------|-----------|-----------|----------|----------|-------------|
| 2020                 | Did not pitch  |            |             |           |          |          |          |          |             |           |           |           |          |          |           |           |          |          |             |
| 2021                 | DSL Phillies-W | 1-2        | 6.23        | 11        | 0        | 0        | 0        | 0        | 13.0        | 13        | 12        | 9         | 1        | 3        | 10        | 12        | 3        | 0        | .250        |
| 2022                 | DSL Phillies-R | 0-0        | 2.84        | 12        | 0        | 0        | 0        | 0        | 19.0        | 10        | 7         | 6         | 0        | 3        | 14        | 22        | 2        | 0        | .159        |
| <b>Minors Totals</b> |                | <b>1-2</b> | <b>4.22</b> | <b>23</b> | <b>0</b> | <b>0</b> | <b>0</b> | <b>0</b> | <b>32.0</b> | <b>23</b> | <b>19</b> | <b>15</b> | <b>1</b> | <b>6</b> | <b>24</b> | <b>34</b> | <b>5</b> | <b>0</b> | <b>.200</b> |

SCOUTING & PLAYER DEV.

**RAMIREZ, YONIEL...** RHP... B-T: R-R... HT: 6-0; WT: 180... BORN: May 27, 2001, Azua, DR... RESIDES: Azua... **HOW OBTAINED:** Selected by Phillies from SF in minor league Rule 5 draft, 12/7/22... **SIGNED BY:** Jonathan Bautista.

**2022:** Split season between Arizona Complex League Giants Orange (R) and San Jose (A)... **2021:** Spent entire season with ACL Giants Black... **2020:** Did not pitch... **2019:** Spent season with Dominican Summer League Giants (R)... **2018:** Began pro career with DSL Giants.

| YEAR                 | CLUB          | W-L        | ERA         | G         | GS       | CG       | SHO      | SV       | IP           | H         | R         | ER        | HR       | HB        | BB        | SO         | WP        | BK       | AVG         |
|----------------------|---------------|------------|-------------|-----------|----------|----------|----------|----------|--------------|-----------|-----------|-----------|----------|-----------|-----------|------------|-----------|----------|-------------|
| 2018                 | DSL Giants    | 1-1        | 1.50        | 9         | 0        | 0        | 0        | 0        | 18.0         | 8         | 3         | 3         | 0        | 2         | 16        | 10         | 8         | 0        | .143        |
| 2019                 | DSL Giants    | 6-3        | 4.28        | 19        | 0        | 0        | 0        | 1        | 33.2         | 34        | 21        | 16        | 1        | 3         | 14        | 33         | 15        | 0        | .260        |
| 2020                 | Did not pitch |            |             |           |          |          |          |          |              |           |           |           |          |           |           |            |           |          |             |
| 2021                 | ACL Giants-B  | 0-3        | 7.82        | 15        | 1        | 0        | 0        | 0        | 25.1         | 31        | 23        | 22        | 1        | 5         | 13        | 19         | 8         | 0        | .316        |
| 2022                 | ACL Giants-O  | 0-2        | 2.70        | 14        | 0        | 0        | 0        | 2        | 16.2         | 13        | 7         | 5         | 0        | 3         | 7         | 26         | 6         | 0        | .210        |
|                      | San Jose      | 1-0        | 5.79        | 9         | 0        | 0        | 0        | 0        | 14.0         | 12        | 9         | 9         | 1        | 2         | 10        | 16         | 4         | 1        | .226        |
| <b>Minors Totals</b> |               | <b>8-9</b> | <b>4.60</b> | <b>66</b> | <b>0</b> | <b>0</b> | <b>0</b> | <b>3</b> | <b>107.2</b> | <b>98</b> | <b>63</b> | <b>55</b> | <b>3</b> | <b>15</b> | <b>60</b> | <b>104</b> | <b>41</b> | <b>1</b> | <b>.245</b> |

**RAMOS, YOANGEL DANIEL...** INF... B-T: R-R... HT: 6-2; WT: 165... BORN: January 21, 2004, Barquisimeto, VZ... RESIDES: Barquisimeto... **HOW OBTAINED:** Signed by Phillies as an amateur free agent, 1/15/21... **SIGNED BY:** Rafael Álvarez and Franklin Rojas.

**2022:** Played for Dominican Summer League Phillies Red (R)... Defensively, made starts at 1st base (12) and 3rd base (7)... **2021:** Began professional career with DSL Phillies White... Defensively, made starts at 1st base (11), 3rd base (15) and SS (4).

| YEAR                 | CLUB           | AVG         | G         | AB         | R         | H         | 2B       | 3B       | HR       | RBI       | SH       | SF       | HP       | BB        | SO        | SB       | CS       | OBP         | SLG         | OPS         | E         |
|----------------------|----------------|-------------|-----------|------------|-----------|-----------|----------|----------|----------|-----------|----------|----------|----------|-----------|-----------|----------|----------|-------------|-------------|-------------|-----------|
| 2021                 | DSL Phillies-W | .183        | 44        | 131        | 18        | 24        | 2        | 1        | 1        | 9         | 0        | 1        | 5        | 8         | 39        | 7        | 2        | .255        | .237        | .492        | 10        |
| 2022                 | DSL Phillies-R | .188        | 26        | 64         | 11        | 12        | 1        | 1        | 2        | 5         | 0        | 1        | 2        | 9         | 25        | 2        | 2        | .303        | .328        | .631        | 6         |
| <b>Minors Totals</b> |                | <b>.185</b> | <b>70</b> | <b>195</b> | <b>29</b> | <b>36</b> | <b>3</b> | <b>2</b> | <b>3</b> | <b>14</b> | <b>0</b> | <b>2</b> | <b>7</b> | <b>17</b> | <b>64</b> | <b>9</b> | <b>4</b> | <b>.271</b> | <b>.267</b> | <b>.538</b> | <b>16</b> |

**RAO, ALEXANDER FRANCIS (Alex)...** RHP... B-T: R-R... HT: 6-4; WT: 235... BORN: October 25, 1999, Hobe Sound, FL... RESIDES: Hobe Sound... **HOW OBTAINED:** Selected by Phillies in 8th round of 2022 MLB Draft... **SIGNED BY:** Derrick Ross.

**2022:** Began professional career with Florida Complex League Phillies (R)... Made his pro debut, 8/20 at FCL Tigers... Pitched in 2 games for Clearwater (A)... Was on the IL (sciatic nerve irritation), 8/31-end of the season... Participated in Florida Instructional League.

| YEAR                 | CLUB         | W-L        | ERA         | G        | GS       | CG       | SHO      | SV       | IP         | H        | R        | ER       | HR       | HB       | BB       | SO       | WP       | BK       | AVG         |
|----------------------|--------------|------------|-------------|----------|----------|----------|----------|----------|------------|----------|----------|----------|----------|----------|----------|----------|----------|----------|-------------|
| 2022                 | FCL Phillies | 0-0        | 0.00        | 1        | 0        | 0        | 0        | 0        | 1.0        | 0        | 1        | 0        | 0        | 0        | 1        | 0        | 1        | 0        | .000        |
|                      | Clearwater   | 0-0        | 0.00        | 2        | 0        | 0        | 0        | 0        | 2.0        | 0        | 0        | 0        | 0        | 0        | 0        | 1        | 0        | 0        | .000        |
| <b>Minors Totals</b> |              | <b>0-0</b> | <b>0.00</b> | <b>3</b> | <b>0</b> | <b>0</b> | <b>0</b> | <b>0</b> | <b>3.0</b> | <b>0</b> | <b>1</b> | <b>0</b> | <b>0</b> | <b>0</b> | <b>1</b> | <b>1</b> | <b>1</b> | <b>0</b> | <b>.000</b> |

**REYES, FELIX YOMAEI...** OF... B-T: R-R... HT: 6-4; WT: 215... BORN: March 26, 2001, Baní, DR... RESIDES: Baní... **HOW OBTAINED:** Signed by Phillies as an amateur free agent, 2/22/20... **SIGNED BY:** Luis García.

**2022:** Began season with Clearwater (A)... Transferred to Florida Complex League Phillies (R), 5/6... Posted a slash line of .310/.328/.517 in 18 July games (61 PA)... Defensively, made starts at 1st base (20), RF (10) and LF (3)... **2021:** Made professional debut with FCL Phillies (R)... His first pro HR was a grand slam, 7/15 vs FCL Blue Jays (gm 1)... Promoted to Clearwater, 8/3... Defensively made starts at 1st base (9) and in RF (18) and LF (1)... **2020:** Did not play.

| YEAR                 | CLUB         | AVG         | G         | AB         | R         | H         | 2B        | 3B       | HR       | RBI       | SH       | SF       | HP       | BB        | SO        | SB       | CS       | OBP         | SLG         | OPS         | E        |
|----------------------|--------------|-------------|-----------|------------|-----------|-----------|-----------|----------|----------|-----------|----------|----------|----------|-----------|-----------|----------|----------|-------------|-------------|-------------|----------|
| 2020                 | Did not play |             |           |            |           |           |           |          |          |           |          |          |          |           |           |          |          |             |             |             |          |
| 2021                 | FCL Phillies | .294        | 7         | 17         | 4         | 5         | 1         | 0        | 2        | 9         | 0        | 0        | 2        | 1         | 2         | 0        | 1        | .400        | .706        | 1.106       | 0        |
|                      | Clearwater   | .206        | 30        | 97         | 12        | 20        | 4         | 1        | 1        | 7         | 0        | 0        | 5        | 7         | 27        | 6        | 2        | .294        | .299        | .593        | 2        |
| 2022                 | Clearwater   | .163        | 14        | 49         | 6         | 8         | 1         | 1        | 1        | 5         | 0        | 0        | 0        | 5         | 18        | 1        | 1        | .241        | .286        | .527        | 0        |
|                      | FCL Phillies | .241        | 42        | 137        | 26        | 33        | 6         | 1        | 4        | 26        | 0        | 1        | 1        | 4         | 31        | 2        | 2        | .266        | .387        | .653        | 4        |
| <b>Minors Totals</b> |              | <b>.220</b> | <b>93</b> | <b>300</b> | <b>48</b> | <b>66</b> | <b>12</b> | <b>3</b> | <b>8</b> | <b>47</b> | <b>0</b> | <b>1</b> | <b>8</b> | <b>17</b> | <b>78</b> | <b>9</b> | <b>6</b> | <b>.279</b> | <b>.360</b> | <b>.639</b> | <b>6</b> |

**REYES, PEDRO ANTONIO...** RHP... B-T: R-R... HT: 6-3; WT: 190... BORN: November 26, 2002, Coatzacoalcos, MX... RESIDES: Coatzacoalcos... **HOW OBTAINED:** Signed by Phillies as an amateur free agent, 1/4/20... **SIGNED BY:** Oneri Fleita and Charlie Gastelum.

**2022:** Pitched for Dominican Summer League Phillies Red (R)... Did not allow an earned run in 4 of his first 5 games... Participated in Florida Instructional League... **2021:** Began professional career with DSL Phillies White... Did not allow an ER over his final 16.0 innings (beginning 8/28)... Had 2 starts in which he tossed 5.0 hitless innings: 8/28 vs DSL Phillies Red and 10/1 vs DSL Brewers-1 (faced the minimum 15 batters)... **2020:** Did not pitch.

| YEAR                 | CLUB           | W-L        | ERA         | G         | GS        | CG       | SHO      | SV       | IP          | H         | R         | ER        | HR       | HB       | BB        | SO        | WP       | BK       | AVG         |
|----------------------|----------------|------------|-------------|-----------|-----------|----------|----------|----------|-------------|-----------|-----------|-----------|----------|----------|-----------|-----------|----------|----------|-------------|
| 2020                 | Did not pitch  |            |             |           |           |          |          |          |             |           |           |           |          |          |           |           |          |          |             |
| 2021                 | DSL Phillies-W | 2-2        | 2.93        | 13        | 10        | 0        | 0        | 0        | 46.0        | 36        | 22        | 15        | 2        | 4        | 15        | 32        | 0        | 2        | .213        |
| 2022                 | DSL Phillies-R | 3-0        | 1.37        | 7         | 6         | 0        | 0        | 0        | 26.1        | 26        | 6         | 4         | 0        | 2        | 6         | 21        | 0        | 0        | .257        |
| <b>Minors Totals</b> |                | <b>5-2</b> | <b>2.36</b> | <b>20</b> | <b>16</b> | <b>0</b> | <b>0</b> | <b>0</b> | <b>72.1</b> | <b>62</b> | <b>28</b> | <b>19</b> | <b>2</b> | <b>6</b> | <b>21</b> | <b>53</b> | <b>0</b> | <b>2</b> | <b>.230</b> |

**RICKETTS, CALEB JORDAN...** C... **B-T:** L-R... **HT:** 6-4; **WT:** 225... **BORN:** May 10, 2000, Newport Beach, CA... **RESIDES:** Newport Beach... **HOW OBTAINED:** Selected by Phillies in 7th round of 2022 MLB Draft... **SIGNED BY:** Zach Friedman... **EDUCATION:** 2022 graduate of University of San Diego (CA)... 2018 graduate of Orange Lutheran HS (CA)... **MISC:** Named 2022 West Coast Conference (WCC) Player of the Year... In his final collegiate season, was named to the All-WCC First Team and posted a slash line of .318/.382/.382 with 13 doubles, 16 home runs and 55 RBI.

**2022:** Began his professional career with Clearwater (A)... Had 4 hits in his pro debut, 8/2 at Tampa... Started his career with a 7-game hitting streak... Recorded a .994 fielding percentage in 17 games at catcher (166 chances)... Participated in Florida Instructional League.

| YEAR | CLUB       | AVG  | G  | AB | R  | H  | 2B | 3B | HR | RBI | SH | SF | HP | BB | SO | SB | CS | OBP  | SLG  | OPS  | E |
|------|------------|------|----|----|----|----|----|----|----|-----|----|----|----|----|----|----|----|------|------|------|---|
| 2022 | Clearwater | .259 | 22 | 81 | 13 | 21 | 0  | 0  | 3  | 10  | 0  | 0  | 2  | 11 | 30 | 0  | 0  | .362 | .370 | .732 | 1 |

**RIJO, WENDELL ROEL...** INF... **B-T:** R-R... **HT:** 5-11; **WT:** 192... **BORN:** September 4, 1995, La Romana, DR... **RESIDES:** La Romana... **HOW OBTAINED:** Signed by Phillies as a minor league free agent, 12/10/21; originally signed by BOS as an amateur free agent, 7/6/12... **SIGNED BY:** Victor Rodriguez Jr.

**2022:** Spent season with Reading (AA)... Was on the IL (left wrist sprain), 5/5-6/13, which included rehab assignments to Florida Complex League Phillies (R) and Clearwater (A)... Recorded 13 multi-hit games... Among Phillies minor league hitters, ranked T-9th in home runs (12)... **2021:** Spent season with Mississippi (AA) in ATL's organization... Slugged a professional-best 15 HR... Following the season, played for Este in the Dominican Winter League... **2020:** Played for Este in the DWL... **2019:** Posted a .258/.325/.438 slash line between Trenton (AA), Scranton/Wilkes-Barre (AAA) and Tampa (A)... Following the season, played for Este in the DWL... **2018:** Began the year in MIL's organization with Biloxi (AA), before being acquired by NYY on 6/15 as the player to be named later in the 5/25 trade that sent C Erik Kratz to MIL... Played with Tampa and Trenton... **2017:** Split season between Carolina (A) and Biloxi in MIL's system... Following the season, played for Este in the DWL... **2016:** Started the year in BOS' organization and played for Portland (AA) and Salem (A)... Traded to MIL along with RHP Aaron Wilkerson in exchange for INF Aaron Hill, 7/7... Finished the season with Brevard County (A)... Following the season, played for Este in the DWL... **2015:** Spent entire season with Salem (A)... Led the team in runs, hits, doubles and total bases (154)... Hit .315 (34-108) vs LHP... Had 29 multi-hit games... Recorded a .977 fielding % in 97 games (all starts) at 2nd base (11 E/487 TC)... Also made 4 starts at SS... Did not record an error in his final 33 games (beginning 7/29)... Drove in the only runs of Salem's season-opening, no-hit victory at Carolina on 4/9, hitting a 2-run HR in the 2nd inning... Was on the IL, 5/5-11 (left hamstring strain)... Following the season, played for Este of the DWL... **2014:** Made full-season debut with Greenville (A), leading the club in games and doubles... Led all South Atlantic League 2nd basemen in putouts (205)... Recorded a multi-HR game, 7/20 vs Asheville... Hit safely in 12 straight games, 8/10-24... **2013:** Team pro career with Gulf Coast League Red Sox (R)... Had the 5th-most doubles (15) in the GCL... Reached base safely in a team-high 16 straight games from 7/6-29... Promoted to Lowell (A), 9/2.

| YEAR                 | CLUB           | AVG         | G          | AB          | R          | H          | 2B         | 3B        | HR        | RBI        | SH        | SF        | HP        | BB         | SO         | SB         | CS        | OBP         | SLG         | OPS         | E          |
|----------------------|----------------|-------------|------------|-------------|------------|------------|------------|-----------|-----------|------------|-----------|-----------|-----------|------------|------------|------------|-----------|-------------|-------------|-------------|------------|
| 2013                 | GCL Red Sox    | .271        | 49         | 170         | 28         | 46         | 15         | 0         | 0         | 20         | 2         | 3         | 6         | 22         | 29         | 15         | 5         | .368        | .359        | .727        | 5          |
|                      | Lowell         | .357        | 3          | 14          | 1          | 5          | 1          | 1         | 0         | 1          | 0         | 0         | 0         | 3          | 0          | 1          | 0         | 1.357       | .571        | .928        | 1          |
| 2014                 | Greenville     | .254        | 111        | 409         | 56         | 104        | 27         | 6         | 9         | 46         | 2         | 2         | 4         | 56         | 103        | 16         | 6         | .348        | .416        | .764        | 21         |
| 2015                 | Salem          | .260        | 108        | 404         | 47         | 105        | 27         | 2         | 6         | 47         | 7         | 4         | 6         | 34         | 94         | 15         | 7         | .324        | .381        | .705        | 11         |
| 2016                 | Portland       | .186        | 51         | 177         | 18         | 33         | 11         | 0         | 1         | 12         | 2         | 1         | 1         | 13         | 46         | 2          | 4         | .245        | .266        | .511        | 9          |
|                      | Salem          | .270        | 11         | 37          | 9          | 10         | 2          | 0         | 0         | 3          | 2         | 1         | 0         | 6          | 11         | 2          | 0         | .364        | .324        | .688        | 0          |
|                      | Brevard County | .202        | 50         | 183         | 17         | 37         | 7          | 0         | 1         | 15         | 4         | 0         | 1         | 13         | 44         | 6          | 1         | .259        | .257        | .516        | 8          |
| 2017                 | Carolina       | .254        | 36         | 114         | 12         | 29         | 7          | 0         | 3         | 17         | 2         | 1         | 7         | 13         | 20         | 4          | 2         | .363        | .395        | .758        | 2          |
|                      | Biloxi         | .185        | 41         | 81          | 16         | 15         | 3          | 0         | 0         | 5          | 0         | 0         | 3         | 7          | 22         | 2          | 1         | .275        | .222        | .497        | 0          |
| 2018                 | Biloxi         | .200        | 32         | 80          | 14         | 16         | 2          | 0         | 4         | 14         | 1         | 0         | 0         | 12         | 20         | 1          | 3         | .304        | .375        | .679        | 4          |
|                      | Tampa          | .125        | 3          | 8           | 1          | 1          | 1          | 0         | 0         | 1          | 0         | 1         | 2         | 1          | 3          | 0          | 0         | .333        | .250        | .583        | 0          |
|                      | Trenton        | .217        | 49         | 175         | 19         | 38         | 10         | 1         | 0         | 12         | 2         | 0         | 0         | 20         | 29         | 2          | 2         | .297        | .286        | .583        | 14         |
| 2019                 | Trenton        | .235        | 51         | 187         | 35         | 44         | 11         | 0         | 6         | 23         | 1         | 0         | 1         | 19         | 46         | 3          | 1         | .309        | .390        | .699        | 5          |
|                      | Scranton/W-B   | .270        | 43         | 137         | 18         | 37         | 10         | 0         | 7         | 17         | 0         | 0         | 3         | 8          | 35         | 1          | 0         | .324        | .496        | .820        | 5          |
|                      | Tampa          | .360        | 9          | 25          | 1          | 9          | 3          | 0         | 0         | 4          | 0         | 1         | 0         | 4          | 8          | 0          | 1         | .433        | .480        | .913        | 4          |
| 2020                 | Did not play   |             |            |             |            |            |            |           |           |            |           |           |           |            |            |            |           |             |             |             |            |
| 2021                 | Mississippi    | .236        | 92         | 322         | 49         | 76         | 16         | 0         | 15        | 37         | 2         | 1         | 6         | 34         | 83         | 8          | 2         | .320        | .425        | .745        | 10         |
| 2022                 | Reading        | .266        | 94         | 342         | 57         | 91         | 23         | 1         | 12        | 53         | 1         | 4         | 7         | 41         | 85         | 24         | 7         | .353        | .444        | .797        | 7          |
|                      | FCL Phillies   | .500        | 1          | 2           | 1          | 1          | 0          | 0         | 0         | 0          | 0         | 0         | 0         | 2          | 0          | 1          | 0         | .750        | .500        | 1.250       | 0          |
|                      | Clearwater     | .154        | 4          | 13          | 0          | 2          | 1          | 0         | 0         | 0          | 0         | 0         | 0         | 1          | 1          | 1          | 0         | .214        | .231        | .445        | 0          |
| <b>Minors Totals</b> |                | <b>.243</b> | <b>838</b> | <b>2880</b> | <b>399</b> | <b>699</b> | <b>177</b> | <b>11</b> | <b>64</b> | <b>327</b> | <b>28</b> | <b>19</b> | <b>47</b> | <b>306</b> | <b>682</b> | <b>103</b> | <b>43</b> | <b>.323</b> | <b>.378</b> | <b>.701</b> | <b>106</b> |

**RINCON, BRYAN ALFONSO...** INF... **B-T:** S-R... **HT:** 5-11; **WT:** 185... **BORN:** February 8, 2004, New York, NY... **RESIDES:** Pittsburgh, PA... **HOW OBTAINED:** Selected by Phillies in 14th round of 2022 MLB Draft... **SIGNED BY:** Jeff Zona Jr... **EDUCATION:** 2022 graduate of Shaler Area HS (PA).

**2022:** Began his professional career with Florida Complex League Phillies (R)... Made his pro debut, 8/2 at FCL Yankees... Stole 3 bases, 8/9... Participated in Florida Instructional League.

| YEAR | CLUB         | AVG  | G  | AB | R | H | 2B | 3B | HR | RBI | SH | SF | HP | BB | SO | SB | CS | OBP  | SLG  | OPS  | E |
|------|--------------|------|----|----|---|---|----|----|----|-----|----|----|----|----|----|----|----|------|------|------|---|
| 2022 | FCL Phillies | .176 | 12 | 34 | 7 | 6 | 2  | 0  | 2  | 9   | 1  | 0  | 1  | 6  | 7  | 4  | 0  | .317 | .412 | .729 | 1 |

SCOUTING & PLAYER DEV.

**RINCONES JR., GABRIEL ALEJANDRO... OF... B-T:** L-R... **HT:** 6-4; **WT:** 220... **BORN:** March 3, 2001, Boynton Beach, FL... **RESIDES:** Boca Raton, FL... **HOW OBTAINED:** Selected by Phillies in 3rd round of 2022 MLB Draft... **SIGNED BY:** Victor Gomez... **EDUCATION:** Attended Florida Atlantic University and St. Petersburg College (FL)... 2019 graduate of H.B. Plant HS (FL)... **MISC:** In his final collegiate season, slashed .346/.451/.658 with 17 doubles, 19 home runs and 69 RBI in 58 games... Originally selected by SD in the 19th round of the 2021 MLB Draft, but did not sign... Played for Great Britain in the 2021 European Championships. **2022:** Missed entire season with a right shoulder tear... Following the season, was named the No. 7 prospect in the Phillies system by *Baseball America*.

| YEAR | CLUB                   | AVG | G | AB | R | H | 2B | 3B | HR | RBI | SH | SF | HP | BB | SO | SB | CS | OBP | SLG | OPS | E |
|------|------------------------|-----|---|----|---|---|----|----|----|-----|----|----|----|----|----|----|----|-----|-----|-----|---|
| 2022 | Injured – Did not play |     |   |    |   |   |    |    |    |     |    |    |    |    |    |    |    |     |     |     |   |

**RODRÍGUEZ, ALBERT AQUILES... OF... B-T:** R-R... **HT:** 6-2; **WT:** 175... **BORN:** December 11, 2002, San Pedro de Macoris, DR... **RESIDES:** San Pedro de Macoris... **HOW OBTAINED:** Signed by Phillies as an amateur free agent, 11/25/19... **SIGNED BY:** Robert Aquino and Bernardo Pérez.

**2022:** Spent season with Florida Complex League Phillies (R)... Defensively, made starts at every OF position... Posted a .441 OBP in 11 June games (34 PA)... **2021:** Began professional career with Dominican Summer League Phillies White (R)... Was 11-for-13 in SB attempts (84.6%)... Made starts at each OF position... **2020:** Did not play.

| YEAR                 | CLUB           | AVG         | G         | AB         | R         | H         | 2B        | 3B       | HR       | RBI       | SH       | SF       | HP       | BB        | SO        | SB        | CS       | OBP         | SLG         | OPS         | E        |
|----------------------|----------------|-------------|-----------|------------|-----------|-----------|-----------|----------|----------|-----------|----------|----------|----------|-----------|-----------|-----------|----------|-------------|-------------|-------------|----------|
| 2020                 | Did not play   |             |           |            |           |           |           |          |          |           |          |          |          |           |           |           |          |             |             |             |          |
| 2021                 | DSL Phillies-W | .238        | 35        | 101        | 11        | 24        | 9         | 1        | 0        | 19        | 0        | 1        | 4        | 14        | 26        | 11        | 2        | .350        | .347        | .697        | 2        |
| 2022                 | FCL Phillies   | .208        | 32        | 77         | 15        | 16        | 3         | 0        | 1        | 13        | 0        | 0        | 3        | 9         | 33        | 6         | 1        | .315        | .286        | .601        | 3        |
| <b>Minors Totals</b> |                | <b>.225</b> | <b>67</b> | <b>178</b> | <b>26</b> | <b>40</b> | <b>12</b> | <b>1</b> | <b>1</b> | <b>32</b> | <b>0</b> | <b>1</b> | <b>7</b> | <b>23</b> | <b>59</b> | <b>17</b> | <b>3</b> | <b>.335</b> | <b>.320</b> | <b>.655</b> | <b>5</b> |

**RODRÍGUEZ, ESTERLING... OF... B-T:** L-R... **HT:** 5-10; **WT:** 150... **BORN:** September 8, 2005, San Ignacio de Sabaneta, DR... **RESIDES:** San Ignacio de Sabaneta... **HOW OBTAINED:** Signed by Phillies as an amateur free agent, 1/15/23... **SIGNED BY:** José Guzman.

**RODRÍGUEZ, SOLARDO JOSÉ... C/1B/OF... B-T:** R-R... **HT:** 5-11; **WT:** 170... **BORN:** November 24, 2003, Distrito Jimenez, VZ... **RESIDES:** Maracay, VZ... **HOW OBTAINED:** Signed by Phillies as an amateur free agent, 1/15/21... **SIGNED BY:** Rafael Álvarez and Franklin Rojas.

**2022:** Spent season with Dominican Summer League Phillies Red (R)... Posted a slash line of .346/.379/.423 in 9 July games (29 PA)... **2021:** Began professional career with DSL Phillies Red... Led all short-season Phillies minor league players in total bases (57)... Defensively, made starts at 1st base and in LF and RF.

| YEAR                 | CLUB           | AVG         | G         | AB         | R         | H         | 2B        | 3B       | HR       | RBI       | SH       | SF       | HP       | BB        | SO        | SB        | CS       | OBP         | SLG         | OPS         | E        |
|----------------------|----------------|-------------|-----------|------------|-----------|-----------|-----------|----------|----------|-----------|----------|----------|----------|-----------|-----------|-----------|----------|-------------|-------------|-------------|----------|
| 2021                 | DSL Phillies-R | .231        | 47        | 156        | 25        | 36        | 9         | 3        | 2        | 23        | 0        | 3        | 1        | 14        | 17        | 8         | 3        | .293        | .365        | .658        | 5        |
| 2022                 | DSL Phillies-R | .246        | 23        | 61         | 8         | 15        | 2         | 0        | 0        | 8         | 0        | 3        | 0        | 4         | 11        | 3         | 1        | .279        | .279        | .558        | 2        |
| <b>Minors Totals</b> |                | <b>.235</b> | <b>70</b> | <b>217</b> | <b>33</b> | <b>51</b> | <b>11</b> | <b>3</b> | <b>2</b> | <b>31</b> | <b>0</b> | <b>6</b> | <b>1</b> | <b>18</b> | <b>28</b> | <b>11</b> | <b>4</b> | <b>.289</b> | <b>.341</b> | <b>.630</b> | <b>7</b> |

**RONAN, MASON... LHP... B-T:** L-L... **HT:** 6-3; **WT:** 211... **BORN:** March 3, 2000, Johnstown, PA... **RESIDES:** Ashville, PA... **HOW OBTAINED:** Signed by Phillies as a non-drafted free agent, 7/25/22... **SIGNED BY:** Bryce Harman... **EDUCATION:** 2022 graduate of College of Central Florida... 2018 graduate of Penn Cambria HS (PA).

**2022:** Began professional career with Florida Complex League Phillies (R)... Made his pro debut, 8/12 against FCL Tigers... Did not allow a run in 3 of 4 appearances... Participated in Florida Instructional League.

| YEAR | CLUB         | W-L | ERA  | G | GS | CG | SHO | SV | IP  | H | R | ER | HR | HB | BB | SO | WP | BK | AVG  |
|------|--------------|-----|------|---|----|----|-----|----|-----|---|---|----|----|----|----|----|----|----|------|
| 2022 | FCL Phillies | 1-0 | 2.08 | 4 | 0  | 0  | 0   | 0  | 4.1 | 2 | 1 | 1  | 0  | 1  | 6  | 6  | 3  | 0  | .143 |

**RONDÓN, LEONARDO DAVID... INF... B-T:** S-R... **HT:** 5-8; **WT:** 160... **BORN:** March 10, 2004, Caracas, VZ... **RESIDES:** Caracas... **HOW OBTAINED:** Signed by Phillies as an amateur free agent, 1/15/21... **SIGNED BY:** Rafael Álvarez and Jesús Blanco.

**2022:** Spent season with Dominican Summer League Phillies White (R)... Ranked 1st on the team in SLG and ranked 2nd in AVG and OBP (min. 75 PA)... Posted a slash line of .429/.509/.551 in 15 July games (58 PA)... Defensively, made starts at 1st base (14) and catcher (9)... **2021:** Made professional debut with DSL Phillies White... Primarily played 2nd base.

| YEAR                 | CLUB           | AVG         | G         | AB         | R         | H         | 2B       | 3B       | HR       | RBI       | SH       | SF       | HP       | BB        | SO        | SB        | CS       | OBP         | SLG         | OPS         | E        |
|----------------------|----------------|-------------|-----------|------------|-----------|-----------|----------|----------|----------|-----------|----------|----------|----------|-----------|-----------|-----------|----------|-------------|-------------|-------------|----------|
| 2021                 | DSL Phillies-W | .208        | 30        | 72         | 14        | 15        | 0        | 2        | 0        | 6         | 3        | 1        | 2        | 7         | 11        | 6         | 2        | .293        | .264        | .557        | 3        |
| 2022                 | DSL Phillies-W | .340        | 41        | 103        | 16        | 35        | 7        | 2        | 1        | 15        | 4        | 1        | 7        | 10        | 18        | 5         | 3        | .430        | .476        | .906        | 3        |
| <b>Minors Totals</b> |                | <b>.286</b> | <b>71</b> | <b>175</b> | <b>30</b> | <b>50</b> | <b>7</b> | <b>4</b> | <b>1</b> | <b>21</b> | <b>7</b> | <b>2</b> | <b>9</b> | <b>17</b> | <b>29</b> | <b>11</b> | <b>5</b> | <b>.374</b> | <b>.389</b> | <b>.763</b> | <b>6</b> |

**ROSALES, MAIKEL DANIEL...** RHP... **B-T:** R-R... **HT:** 6-2; **WT:** 175... **BORN:** October 14, 2003, Río Tucani, VZ... **RESIDES:** Maracaibo, VZ... **HOW OBTAINED:** Signed by Phillies as an amateur free agent, 10/22/21... **SIGNED BY:** Elvis García.

**2022:** Began professional career with Dominican Summer League Phillies White (R)... Made his pro debut, 6/7 at DSL Tigers 1... Allowed only 1 earned run in his final 6 appearances of the season (10.2 IP).

| YEAR | CLUB           | W-L | ERA  | G  | GS | CG | SHO | SV | IP   | H  | R | ER | HR | HB | BB | SO | WP | BK | AVG  |
|------|----------------|-----|------|----|----|----|-----|----|------|----|---|----|----|----|----|----|----|----|------|
| 2022 | DSL Phillies-W | 2-0 | 3.86 | 11 | 0  | 0  | 0   | 0  | 16.1 | 13 | 8 | 7  | 0  | 2  | 9  | 12 | 0  | 0  | .217 |

**ROSARIO, GUILLERMO SAUL...** C... **B-T:** R-R... **HT:** 6-2; **WT:** 190... **BORN:** April 22, 2005, Santo Domingo, DR... **RESIDES:** Santiago de los Caballeros, DR... **HOW OBTAINED:** Signed by Phillies as an amateur free agent, 7/25/22... **SIGNED BY:** José Guzman.

**ROSARIO, NEIFY DANIELO...** OF... **B-T:** R-R... **HT:** 6-0; **WT:** 185... **BORN:** September 25, 2004, San Antonio de Guerra, DR... **RESIDES:** Santo Domingo, DR... **HOW OBTAINED:** Signed by Phillies as an amateur free agent, 1/15/22... **SIGNED BY:** Carlos Salas and Andrés Hiraldo.

**2022:** Began professional career with Dominican Summer League Phillies Red (R)... Made his pro debut, 6/6 vs DSL Brewers... Defensively, made starts at every OF position.

| YEAR | CLUB           | AVG  | G  | AB  | R  | H  | 2B | 3B | HR | RBI | SH | SF | HP | BB | SO | SB | CS | OBP  | SLG  | OPS  | E |
|------|----------------|------|----|-----|----|----|----|----|----|-----|----|----|----|----|----|----|----|------|------|------|---|
| 2022 | DSL Phillies-R | .204 | 35 | 103 | 14 | 21 | 8  | 0  | 1  | 12  | 0  | 2  | 6  | 15 | 33 | 5  | 2  | .333 | .311 | .644 | 3 |

**ROSARIO, RICARDO EMANUEL...** OF... **B-T:** R-R... **HT:** 6-0; **WT:** 170... **BORN:** February 8, 2003, Maracay, VZ... **RESIDES:** Maracay... **HOW OBTAINED:** Signed by Phillies as an amateur free agent, 7/2/19... **SIGNED BY:** Rafael Álvarez and William Mota.

**2022:** Began season with Dominican Summer league Phillies White (R)... Promoted to Florida Complex League Phillies (R), 6/16... Made starts at every OF position... Recorded 6 multi-hit games in June... **2021:** Made professional debut DSL Phillies White... Led all short-season Phillies minor league players in RBI (24)... Started at each OF position... **2020:** Did not play.

| YEAR                 | CLUB           | AVG         | G         | AB         | R         | H         | 2B        | 3B       | HR       | RBI       | SH       | SF       | HP       | BB        | SO        | SB        | CS       | OBP         | SLG         | OPS         | E        |
|----------------------|----------------|-------------|-----------|------------|-----------|-----------|-----------|----------|----------|-----------|----------|----------|----------|-----------|-----------|-----------|----------|-------------|-------------|-------------|----------|
| 2020                 | Did not play   |             |           |            |           |           |           |          |          |           |          |          |          |           |           |           |          |             |             |             |          |
| 2021                 | DSL Phillies-W | .235        | 49        | 162        | 28        | 38        | 6         | 3        | 1        | 24        | 0        | 6        | 5        | 18        | 31        | 12        | 3        | .319        | .327        | .646        | 3        |
| 2022                 | DSL Phillies-W | .346        | 8         | 26         | 3         | 9         | 3         | 1        | 0        | 3         | 1        | 1        | 0        | 2         | 7         | 3         | 1        | .379        | .538        | .917        | 1        |
|                      | FCL Phillies   | .240        | 35        | 100        | 14        | 24        | 5         | 1        | 1        | 7         | 0        | 1        | 2        | 13        | 22        | 4         | 3        | .336        | .340        | .676        | 0        |
| <b>Minors Totals</b> |                | <b>.247</b> | <b>92</b> | <b>288</b> | <b>45</b> | <b>71</b> | <b>14</b> | <b>5</b> | <b>2</b> | <b>34</b> | <b>1</b> | <b>8</b> | <b>7</b> | <b>33</b> | <b>60</b> | <b>19</b> | <b>7</b> | <b>.330</b> | <b>.351</b> | <b>.681</b> | <b>4</b> |

**ROSARIO, YEMIL ENMANUEL...** INF... **B-T:** R-R... **HT:** 6-2; **WT:** 150... **BORN:** April 12, 2004, Santo Domingo, DR... **RESIDES:** San Cristóbal, DR... **HOW OBTAINED:** Signed by Phillies as an amateur free agent, 1/15/21... **SIGNED BY:** Carlos Salas and Juan Feliciano.

**2022:** Spent season with Dominican Summer League Phillies Red (R)... Ranked 3rd on the team in stolen bases... Was successful in 18 of 21 (85.7%) stolen base attempts... **2021:** Began professional career with DSL Phillies Red... Made starts at all 4 infield positions.

| YEAR                 | CLUB           | AVG         | G         | AB         | R         | H         | 2B       | 3B       | HR       | RBI       | SH       | SF       | HP       | BB        | SO        | SB        | CS       | OBP         | SLG         | OPS         | E         |
|----------------------|----------------|-------------|-----------|------------|-----------|-----------|----------|----------|----------|-----------|----------|----------|----------|-----------|-----------|-----------|----------|-------------|-------------|-------------|-----------|
| 2021                 | DSL Phillies-R | .125        | 30        | 80         | 13        | 10        | 3        | 0        | 0        | 7         | 1        | 1        | 1        | 13        | 31        | 5         | 2        | .253        | .163        | .416        | 5         |
| 2022                 | DSL Phillies-R | .223        | 44        | 148        | 25        | 33        | 5        | 2        | 0        | 14        | 0        | 1        | 2        | 19        | 50        | 18        | 3        | .318        | .284        | .602        | 11        |
| <b>Minors Totals</b> |                | <b>.189</b> | <b>74</b> | <b>228</b> | <b>38</b> | <b>43</b> | <b>8</b> | <b>2</b> | <b>0</b> | <b>21</b> | <b>1</b> | <b>2</b> | <b>3</b> | <b>32</b> | <b>81</b> | <b>23</b> | <b>5</b> | <b>.294</b> | <b>.241</b> | <b>.535</b> | <b>16</b> |

**RUFFCORN, JASON MICHAEL...** RHP... **B-T:** R-R... **HT:** 6-3; **WT:** 205... **BORN:** July 21, 1998, Austin, TX... **RESIDES:** Cedar Park, TX... **HOW OBTAINED:** Selected by Phillies in 8th round of 2021 MLB Draft... **SIGNED BY:** Tommy Field... **EDUCATION:** 2021 graduate of University of Oklahoma; also attended Texas A&M University... 2016 graduate of Hyde Park HS (TX)... **MISC:** Originally selected by CIN in 18th round of 2019 MLB Draft, but did not sign... In his final season at Oklahoma, struck out 74 in 54.0 innings (12.33 SO/9.0 IP)... **PERSONAL:** His father, Scott, pitched parts of 5 ML seasons with CWS (1993-96) and the Phillies (1997).

**2022:** Spent season with Jersey Shore (A)... Struck out a season-high 5 batters, 7/8 vs Hudson Valley (2.0 IP)... **2021:** Began professional career with Clearwater (A)... Participated in Florida Instructional League.

| YEAR                 | CLUB         | W-L        | ERA         | G         | GS       | CG       | SHO      | SV        | IP          | H         | R         | ER        | HR       | HB       | BB        | SO        | WP       | BK       | AVG         |
|----------------------|--------------|------------|-------------|-----------|----------|----------|----------|-----------|-------------|-----------|-----------|-----------|----------|----------|-----------|-----------|----------|----------|-------------|
| 2021                 | Clearwater   | 0-0        | 5.84        | 12        | 0        | 0        | 0        | 3         | 12.1        | 12        | 8         | 8         | 1        | 1        | 7         | 13        | 2        | 1        | .240        |
| 2022                 | Jersey Shore | 0-4        | 5.80        | 38        | 0        | 0        | 0        | 7         | 45.0        | 37        | 38        | 29        | 4        | 3        | 37        | 40        | 3        | 0        | .219        |
| <b>Minors Totals</b> |              | <b>0-4</b> | <b>5.81</b> | <b>50</b> | <b>0</b> | <b>0</b> | <b>0</b> | <b>10</b> | <b>57.1</b> | <b>49</b> | <b>46</b> | <b>37</b> | <b>5</b> | <b>4</b> | <b>44</b> | <b>53</b> | <b>5</b> | <b>1</b> | <b>.224</b> |



**RUSSELL, MATTHEW JACOB (Matt)...** RHP... B-T: R-R... HT: 6-2; WT: 200... **BORN:** March 28, 1999, Kansas City, MO... **RESIDES:** Shell Knob, MO... **HOW OBTAINED:** Signed by Phillies as a non-drafted free agent, 7/21/21... **SIGNED BY:** Justin Munson... **EDUCATION:** 2021 graduate of Missouri State University... 2017 graduate of Staley HS (MO)... **MISC:** Originally selected by LAA in 40th round of 2017 MLB Draft, but did not sign.

**2022:** Pitched for Jersey Shore (A)... Struck out 12 batters in 8.0 IP on 5/1 at Aberdeen... **2021:** Began professional career with Clearwater (A), posting a 5.50 SO/BB ratio... Participated in Florida Instructional League.

| YEAR                 | CLUB         | W-L         | ERA         | G         | GS        | CG       | SHO      | SV       | IP          | H          | R         | ER        | HR       | HB       | BB        | SO        | WP       | BK       | AVG         |
|----------------------|--------------|-------------|-------------|-----------|-----------|----------|----------|----------|-------------|------------|-----------|-----------|----------|----------|-----------|-----------|----------|----------|-------------|
| 2021                 | Clearwater   | 2-2         | 3.06        | 9         | 1         | 0        | 0        | 0        | 17.2        | 17         | 7         | 6         | 1        | 2        | 4         | 22        | 3        | 2        | .243        |
| 2022                 | Jersey Shore | 5-9         | 4.74        | 18        | 16        | 0        | 0        | 0        | 81.2        | 99         | 54        | 43        | 5        | 7        | 35        | 69        | 5        | 0        | .300        |
| <b>Minors Totals</b> |              | <b>7-11</b> | <b>4.44</b> | <b>27</b> | <b>17</b> | <b>0</b> | <b>0</b> | <b>0</b> | <b>99.1</b> | <b>116</b> | <b>61</b> | <b>49</b> | <b>6</b> | <b>9</b> | <b>39</b> | <b>91</b> | <b>8</b> | <b>2</b> | <b>.290</b> |

**SÁNCHEZ, RODOLFO JESÚS...** RHP... B-T: R-R... HT: 5-10; WT: 165... **BORN:** January 12, 2000, Baní, DR... **RESIDES:** Baní... **HOW OBTAINED:** Acquired from TB as the player to be named later in exchange for RHP Edgar García, 11/5/20; originally signed by TB as an amateur free agent, 7/2/16... **SIGNED BY:** Miguel Richardson and Daniel Santana.

**2022:** Began season with Clearwater (A)... Posted a 1.32 ERA (2 ER, 13.2 IP) with 19 SO and a 0.95 WHIP (6 BB, 7 H) in 10 June games... Promoted to Jersey Shore (A), 8/1... **2021:** Spent most of the season with Clearwater... Struck out 10 of the 15 batters he faced in 3.1 innings of relief, 7/14 vs Dunedin... In 10 relief appearances at Clearwater, averaged 15.48 SO/9.0 IP (47 SO/27.1 IP)... Was on the COVID-related IL, 8/3-30, which included a rehab assignment to Florida Complex League Phillies (R)... Combined to average 12.16 SO/9.0 IP (77 SO/57.0 IP) and held LHH to a .160 AVG (13-81)... **2020:** Did not pitch... **2019:** Spent entire season with Hudson Valley (A), where he led the club in GS and IP... Ranked 8th in WHIP (1.18) and 9th in OPP AVG (.230) among qualifying New York-Penn League pitchers... Held opponents to a .158 AVG (9-57) with RISP... **2018:** Began season with Dominican Summer League Rays-1 (R)... Promoted to Gulf Coast League Rays (R), 6/17... Promoted to Princeton (R), 8/23... Named Appalachian League Pitcher of the Week for the period of 8/20-26 after tossing 5.0 hitless innings of relief, 8/24 vs Danville... Combined to post a 2.33 ERA and 1.01 WHIP... **2017:** Began professional career with DSL Rays-2 (R).

| YEAR                 | CLUB          | W-L          | ERA         | G          | GS        | CG       | SHO      | SV       | IP           | H          | R          | ER         | HR        | HB        | BB         | SO         | WP        | BK       | AVG         |
|----------------------|---------------|--------------|-------------|------------|-----------|----------|----------|----------|--------------|------------|------------|------------|-----------|-----------|------------|------------|-----------|----------|-------------|
| 2017                 | DSL Rays-2    | 5-1          | 3.73        | 17         | 1         | 0        | 0        | 4        | 31.1         | 26         | 16         | 13         | 3         | 4         | 15         | 33         | 2         | 1        | .230        |
| 2018                 | DSL Rays-1    | 1-0          | 0.00        | 3          | 3         | 0        | 0        | 0        | 13.1         | 5          | 0          | 0          | 0         | 1         | 4          | 14         | 0         | 0        | .111        |
|                      | GCL Rays      | 4-3          | 3.23        | 10         | 7         | 0        | 0        | 0        | 47.1         | 49         | 25         | 17         | 4         | 3         | 7          | 43         | 2         | 0        | .263        |
|                      | Princeton     | 1-0          | 0.00        | 1          | 0         | 0        | 0        | 0        | 5.0          | 0          | 0          | 0          | 0         | 0         | 1          | 7          | 0         | 0        | .000        |
| 2019                 | Hudson Valley | 3-2          | 3.41        | 13         | 13        | 0        | 0        | 0        | 63.1         | 55         | 24         | 24         | 4         | 0         | 20         | 57         | 7         | 0        | .230        |
| 2020                 | Did not pitch |              |             |            |           |          |          |          |              |            |            |            |           |           |            |            |           |          |             |
| 2021                 | Clearwater    | 1-3          | 4.67        | 18         | 8         | 0        | 0        | 0        | 54.0         | 40         | 31         | 28         | 6         | 5         | 27         | 73         | 2         | 2        | .198        |
|                      | FCL Phillies  | 0-0          | 0.00        | 2          | 0         | 0        | 0        | 0        | 3.0          | 3          | 0          | 0          | 0         | 0         | 1          | 4          | 1         | 0        | .273        |
| 2022                 | Clearwater    | 4-2          | 3.12        | 30         | 0         | 0        | 0        | 4        | 40.1         | 32         | 18         | 14         | 3         | 2         | 20         | 51         | 5         | 0        | .206        |
|                      | Jersey Shore  | 1-1          | 5.84        | 11         | 0         | 0        | 0        | 0        | 12.1         | 12         | 8          | 8          | 0         | 2         | 9          | 16         | 0         | 0        | .255        |
| <b>Minors Totals</b> |               | <b>20-12</b> | <b>3.47</b> | <b>105</b> | <b>32</b> | <b>0</b> | <b>0</b> | <b>8</b> | <b>270.0</b> | <b>222</b> | <b>122</b> | <b>104</b> | <b>20</b> | <b>17</b> | <b>104</b> | <b>298</b> | <b>19</b> | <b>3</b> | <b>.219</b> |

**SCHREFFLER JR., TROY...** OF... B-T: R-R... HT: 6-1; WT: 190... **BORN:** October 27, 2000, Harrisburg, PA... **RESIDES:** Harrisburg... **HOW OBTAINED:** Selected by Phillies in 15th round of 2022 MLB Draft... **SIGNED BY:** Jeff Zona Jr... **EDUCATION:** Attended University of Maryland... 2019 graduate of Central Dauphin HS (PA).

**2022:** Began professional career with Clearwater (A)... Made his pro debut, 8/2 at Tampa... Made starts at every OF position... Recorded a 1.000 fielding percentage (41 chances)... Participated in Florida Instructional League.

| YEAR | CLUB       | AVG  | G  | AB | R  | H  | 2B | 3B | HR | RBI | SH | SF | HP | BB | SO | SB | CS | OBP  | SLG  | OPS  | E |
|------|------------|------|----|----|----|----|----|----|----|-----|----|----|----|----|----|----|----|------|------|------|---|
| 2022 | Clearwater | .207 | 27 | 92 | 11 | 19 | 5  | 1  | 1  | 9   | 0  | 0  | 3  | 11 | 32 | 4  | 0  | .311 | .315 | .626 | 0 |

**SCHULTZ, ANDREW WADDELL...** RHP... B-T: R-R... HT: 6-4; WT: 195... **BORN:** July 31, 1997, Atlanta, GA... **RESIDES:** Knoxville, TN... **HOW OBTAINED:** Selected by Phillies in 6th round of 2019 MLB Draft... **SIGNED BY:** Timi Moni... **EDUCATION:** Attended University of Tennessee... 2016 graduate of Greater Atlanta Christian HS.

**2022:** Began season with Jersey Shore (A)... Promoted to Reading (AA), 8/5... Combined, held RHH to a .182 AVG (20-110)... **2021:** Missed entire season (right elbow surgery)... **2020:** Did not pitch... **2019:** Began pro career with Gulf Coast League Phillies East (R) and was promoted to Lakewood (A) after 1 appearance... Was on the IL with right shoulder inflammation, 8/19 through the remainder of the season... Participated in Florida Instructional League.

| YEAR                 | CLUB                    | W-L        | ERA         | G         | GS       | CG       | SHO      | SV       | IP          | H         | R         | ER        | HR       | HB       | BB        | SO        | WP        | BK       | AVG         |
|----------------------|-------------------------|------------|-------------|-----------|----------|----------|----------|----------|-------------|-----------|-----------|-----------|----------|----------|-----------|-----------|-----------|----------|-------------|
| 2019                 | GCL Phillies-E          | 0-0        | 0.00        | 1         | 0        | 0        | 0        | 0        | 1.0         | 1         | 0         | 0         | 0        | 0        | 0         | 0         | 0         | 0        | .333        |
|                      | Lakewood                | 0-2        | 7.20        | 11        | 0        | 0        | 0        | 0        | 10.0        | 11        | 11        | 8         | 1        | 2        | 9         | 15        | 4         | 1        | .262        |
| 2020                 | Did not pitch           |            |             |           |          |          |          |          |             |           |           |           |          |          |           |           |           |          |             |
| 2021                 | Injured - Did not pitch |            |             |           |          |          |          |          |             |           |           |           |          |          |           |           |           |          |             |
| 2022                 | Jersey Shore            | 0-3        | 4.80        | 31        | 0        | 0        | 0        | 1        | 30.0        | 23        | 19        | 16        | 3        | 4        | 20        | 48        | 13        | 0        | .204        |
|                      | Reading                 | 0-0        | 2.45        | 14        | 0        | 0        | 0        | 0        | 14.2        | 13        | 6         | 4         | 0        | 3        | 14        | 14        | 2         | 0        | .232        |
| <b>Minors Totals</b> |                         | <b>0-5</b> | <b>4.53</b> | <b>57</b> | <b>0</b> | <b>0</b> | <b>0</b> | <b>1</b> | <b>55.2</b> | <b>48</b> | <b>36</b> | <b>28</b> | <b>4</b> | <b>9</b> | <b>43</b> | <b>77</b> | <b>19</b> | <b>1</b> | <b>.224</b> |

**SCHULZE, BRETT AUSTIN...** RHP... B-T: R-R... HT: 6-1; WT: 196... BORN: November 24, 1997, Maple Grove, MN... RESIDES: Maple Grove... HOW OBTAINED: Selected by Phillies in 7th round of 2019 MLB Draft... SIGNED BY: Justin Morgenstern... EDUCATION: Attended University of Minnesota... 2016 graduate of Maple Grove HS.

**2022:** Began season on the IL (right elbow sprain) and had rehab assignments to Florida Complex Phillies (R) and Clearwater (A)... Was reinstated from the IL, 7/23 and pitched in 13 games for Jersey Shore (A)... Promoted to Reading (AA), 9/5... Combined, held LHH to a .147 AVG (5-34)... Following the season, pitched for Surprise in the Arizona Fall League... **2021:** Missed entire season (right elbow surgery)... **2020:** Participated in Florida Instructional League... **2019:** Began pro career with Gulf Coast League Phillies West (R)... Promoted to Williamsport (A), 7/5... Did not allow a run in his first 13.1 innings between the two levels and the only ER he allowed all season was in his final appearance... Participated in FIL.

| YEAR                 | CLUB                    | W-L        | ERA         | G         | GS       | CG       | SHO      | SV       | IP          | H         | R         | ER        | HR       | HB       | BB        | SO        | WP       | BK       | AVG         |
|----------------------|-------------------------|------------|-------------|-----------|----------|----------|----------|----------|-------------|-----------|-----------|-----------|----------|----------|-----------|-----------|----------|----------|-------------|
| 2019                 | GCL Phillies-W          | 1-0        | 0.00        | 2         | 0        | 0        | 0        | 0        | 3.0         | 1         | 0         | 0         | 0        | 0        | 1         | 3         | 1        | 0        | .100        |
|                      | Williamsport            | 0-0        | 0.38        | 10        | 5        | 0        | 0        | 1        | 23.2        | 21        | 7         | 1         | 1        | 2        | 16        | 34        | 2        | 0        | .241        |
| 2020                 | Did not pitch           |            |             |           |          |          |          |          |             |           |           |           |          |          |           |           |          |          |             |
| 2021                 | Injured – Did not pitch |            |             |           |          |          |          |          |             |           |           |           |          |          |           |           |          |          |             |
| 2022                 | FCL Phillies            | 0-0        | 3.00        | 3         | 0        | 0        | 0        | 0        | 3.0         | 1         | 1         | 1         | 0        | 1        | 1         | 5         | 2        | 0        | .091        |
|                      | Clearwater              | 0-0        | 0.00        | 2         | 0        | 0        | 0        | 0        | 3.0         | 1         | 0         | 0         | 0        | 0        | 1         | 4         | 0        | 0        | .100        |
|                      | Jersey Shore            | 0-0        | 4.05        | 13        | 0        | 0        | 0        | 1        | 13.1        | 11        | 6         | 6         | 1        | 0        | 6         | 17        | 2        | 0        | .229        |
|                      | Reading                 | 0-0        | 2.84        | 4         | 0        | 0        | 0        | 0        | 6.1         | 5         | 2         | 2         | 1        | 1        | 3         | 8         | 1        | 0        | .208        |
| <b>Minors Totals</b> |                         | <b>1-0</b> | <b>1.72</b> | <b>34</b> | <b>5</b> | <b>0</b> | <b>0</b> | <b>2</b> | <b>52.1</b> | <b>40</b> | <b>16</b> | <b>10</b> | <b>3</b> | <b>4</b> | <b>28</b> | <b>71</b> | <b>8</b> | <b>0</b> | <b>.211</b> |

**SCOTT, PARKER COLE...** LHP... B-T: L-L... HT: 6-1; WT: 175... BORN: February 19, 1997, Carrollton, TX... RESIDES: Flower Mound, TX... HOW OBTAINED: Signed by Phillies as a non-drafted free agent, 7/23/21... SIGNED BY: Tommy Field... EDUCATION: 2021 graduate of Oklahoma State University... 2016 graduate of Flower Mound HS.

**2022:** Did not pitch... **2021:** Did not pitch.

**SEELINGER, MATTHEW THOMAS (Matt)...** RHP... B-T: R-R... HT: 6-0; WT: 205... BORN: April 19, 1995, Westbury, NY... RESIDES: Levittown, NY... HOW OBTAINED: Selected by Phillies from SF in minor league Rule 5 draft, 12/8/21... SIGNED BY: Eddie Charles... EDUCATION: 2017 graduate of Farmingdale State College (NY)... 2013 graduate of Clarke HS (NY)... MISC: Originally selected by PIT in 28th round of 2017 MLB Draft.

**2022:** Spent majority of season with Reading (AA)... Promoted to Lehigh Valley (AAA), 9/20... Did not allow an earned run in 11 of his first 12 games... **2021:** Spent entire season with Richmond (AA)... Posted a 0.90 ERA (1 ER, 10.0 IP) in his first 9 games... Averaged 14.05 SO/9.0 IP (64 SO/41.0 IP)... Had at least 1 SO in 32 of his 36 appearances... **2020:** Did not pitch... **2019:** Began season with Charlotte (A)... Was on the IL, 4/5-18, with a left hamstring strain... Was traded to the SF organization, 5/20... Spent rest of the season with Augusta (A) following the trade... With Augusta, averaged 14.90 SO/9.0 IP (69 SO/41.2 IP)... **2018:** Began season with full-season West Virginia (A)... Was traded to the TB organization in exchange for INF Adeiny Hechavarria and cash, 8/6... Finished year with Bowling Green (A)... Overall, went 10-for-10 in save opportunities, posted a 2.80 ERA (14 ER, 45.0 IP) and averaged 13.40 SO/9.0 IP (67 SO)... **2017:** Began professional career with short-season West Virginia (A).

| YEAR                 | CLUB          | W-L          | ERA         | G          | GS       | CG       | SHO      | SV        | IP           | H          | R          | ER        | HR        | HB       | BB         | SO         | WP        | BK       | AVG         |
|----------------------|---------------|--------------|-------------|------------|----------|----------|----------|-----------|--------------|------------|------------|-----------|-----------|----------|------------|------------|-----------|----------|-------------|
| 2017                 | West Virginia | 0-1          | 1.80        | 20         | 0        | 0        | 0        | 4         | 30.0         | 17         | 7          | 6         | 1         | 0        | 9          | 37         | 3         | 0        | .168        |
| 2018                 | West Virginia | 1-3          | 3.03        | 28         | 0        | 0        | 0        | 7         | 32.2         | 30         | 14         | 11        | 6         | 0        | 11         | 52         | 3         | 0        | .236        |
|                      | Bowling Green | 1-0          | 2.19        | 8          | 0        | 0        | 0        | 3         | 12.1         | 10         | 4          | 3         | 1         | 0        | 5          | 15         | 2         | 0        | .217        |
| 2019                 | Charlotte     | 2-0          | 10.00       | 6          | 0        | 0        | 0        | 0         | 9.0          | 10         | 10         | 10        | 1         | 1        | 4          | 7          | 1         | 0        | .278        |
|                      | Augusta       | 1-4          | 4.97        | 24         | 0        | 0        | 0        | 2         | 41.2         | 37         | 30         | 23        | 3         | 1        | 16         | 69         | 6         | 0        | .227        |
| 2020                 | Did not pitch |              |             |            |          |          |          |           |              |            |            |           |           |          |            |            |           |          |             |
| 2021                 | Richmond      | 3-1          | 3.07        | 36         | 0        | 0        | 0        | 0         | 41.0         | 31         | 15         | 14        | 6         | 0        | 31         | 64         | 7         | 0        | .211        |
| 2022                 | Reading       | 3-2          | 3.47        | 45         | 1        | 0        | 0        | 2         | 62.1         | 51         | 30         | 24        | 6         | 1        | 35         | 75         | 8         | 2        | .220        |
|                      | Lehigh Valley | 0-0          | 0.00        | 2          | 1        | 0        | 0        | 0         | 1.2          | 1          | 0          | 0         | 0         | 0        | 2          | 4          | 0         | 0        | .167        |
| <b>Minors Totals</b> |               | <b>11-11</b> | <b>3.55</b> | <b>169</b> | <b>2</b> | <b>0</b> | <b>0</b> | <b>18</b> | <b>230.2</b> | <b>187</b> | <b>110</b> | <b>91</b> | <b>24</b> | <b>3</b> | <b>113</b> | <b>323</b> | <b>30</b> | <b>2</b> | <b>.218</b> |

**SEGOVIA, EDUAR...** RHP... B-T: R-R... HT: 6-1; WT: 210... BORN: January 10, 2001, Valencia, VZ... RESIDES: Cabimas, VZ... HOW OBTAINED: Signed by Phillies as an amateur free agent, 5/11/18... SIGNED BY: Rómulo Oliveros.

**2022:** Missed the entire season (right shoulder surgery)... **2021:** Pitched for Clearwater (A)... Averaged 12.06 SO/9.0 IP (67 SO/50.0 IP)... Held LHH to a .192 AVG (14-73) and .219 SLG... Was on the IL, 8/20-end of season, with a right shoulder subluxation... **2020:** Participated in Florida Instructional League... **2019:** Spent season with Gulf Coast League Phillies West (R)... Held RHH to a .083 AVG (5-62)... **2018:** Began pro career with Dominican Summer League Phillies White (R)... Recorded at least 1 SO in each of his 10 relief appearances.

| YEAR                 | CLUB                    | W-L        | ERA         | G         | GS        | CG       | SHO      | SV       | IP          | H         | R         | ER        | HR       | HB        | BB        | SO         | WP       | BK       | AVG         |
|----------------------|-------------------------|------------|-------------|-----------|-----------|----------|----------|----------|-------------|-----------|-----------|-----------|----------|-----------|-----------|------------|----------|----------|-------------|
| 2018                 | DSL Phillies-W          | 1-2        | 0.59        | 10        | 0         | 0        | 0        | 5        | 15.1        | 6         | 3         | 1         | 0        | 2         | 10        | 18         | 3        | 0        | .118        |
| 2019                 | GCL Phillies-W          | 1-2        | 2.43        | 10        | 9         | 0        | 0        | 0        | 29.2        | 15        | 11        | 8         | 0        | 3         | 10        | 39         | 1        | 3        | .150        |
| 2020                 | Did not pitch           |            |             |           |           |          |          |          |             |           |           |           |          |           |           |            |          |          |             |
| 2021                 | Clearwater              | 0-3        | 5.58        | 17        | 10        | 0        | 0        | 1        | 50.0        | 40        | 36        | 31        | 8        | 8         | 31        | 67         | 2        | 0        | .215        |
| 2022                 | Injured – Did not pitch |            |             |           |           |          |          |          |             |           |           |           |          |           |           |            |          |          |             |
| <b>Minors Totals</b> |                         | <b>2-7</b> | <b>3.79</b> | <b>37</b> | <b>19</b> | <b>0</b> | <b>0</b> | <b>6</b> | <b>95.0</b> | <b>61</b> | <b>50</b> | <b>40</b> | <b>8</b> | <b>13</b> | <b>51</b> | <b>124</b> | <b>6</b> | <b>3</b> | <b>.181</b> |

SCOUTING & PLAYER DEV.

**SEGURA, ENRIQUE JUNIOR...** RHP... **B-T:** R-R... **HT:** 6-3; **WT:** 175... **BORN:** December 19, 2004, San Pedro de Macoris, DR... **RESIDES:** San Pedro de Macoris... **HOW OBTAINED:** Signed by Phillies as an amateur free agent, 1/15/22... **SIGNED BY:** Carlos Salas and Bernardo Pérez.

**2022:** Began professional career with Dominican Summer League Phillies Red (R)... Ranked T-1st on the team in wins... Held RHH to a .179 AVG (17-95).

| YEAR | CLUB           | W-L | ERA  | G  | GS | CG | SHO | SV | IP   | H  | R  | ER | HR | HB | BB | SO | WP | BK | AVG  |
|------|----------------|-----|------|----|----|----|-----|----|------|----|----|----|----|----|----|----|----|----|------|
| 2022 | DSL Phillies-R | 5-1 | 2.32 | 13 | 8  | 0  | 0   | 0  | 42.2 | 36 | 16 | 11 | 1  | 3  | 22 | 39 | 10 | 1  | .234 |

**SEVILLA, JEHISBERT AARON...** INF... **B-T:** R-R... **HT:** 5-11; **WT:** 150... **BORN:** March 21, 2003, Maracay, VZ... **RESIDES:** Maracay... **HOW OBTAINED:** Signed by Phillies as an amateur free agent, 7/2/19... **SIGNED BY:** Rafael Alvarez and William Mota.

**2022:** Spent the season with Florida Complex League Phillies (R)... Made starts at SS (25) and 2nd base (8)... **2021:** Began professional career with Dominican Summer League Phillies White (R)... Defensively, made starts at 2nd base (14), 3rd base (6) and SS (19)... At 2nd base, did not make an error in 65 total chances while helping turn 9 double plays... **2020:** Did not play.

| YEAR                 | CLUB           | AVG         | G         | AB         | R         | H         | 2B        | 3B       | HR       | RBI       | SH       | SF       | HP       | BB        | SO        | SB       | CS       | OBP         | SLG         | OPS         | E         |
|----------------------|----------------|-------------|-----------|------------|-----------|-----------|-----------|----------|----------|-----------|----------|----------|----------|-----------|-----------|----------|----------|-------------|-------------|-------------|-----------|
| 2020                 | Did not play   |             |           |            |           |           |           |          |          |           |          |          |          |           |           |          |          |             |             |             |           |
| 2021                 | DSL Phillies-W | .261        | 44        | 138        | 27        | 36        | 10        | 2        | 0        | 22        | 0        | 2        | 5        | 14        | 31        | 3        | 3        | .346        | .362        | .708        | 9         |
| 2022                 | FCL Phillies   | .193        | 43        | 114        | 12        | 22        | 2         | 2        | 0        | 11        | 0        | 0        | 2        | 18        | 21        | 5        | 3        | .313        | .246        | .559        | 6         |
| <b>Minors Totals</b> |                | <b>.230</b> | <b>87</b> | <b>252</b> | <b>39</b> | <b>58</b> | <b>12</b> | <b>4</b> | <b>0</b> | <b>33</b> | <b>0</b> | <b>2</b> | <b>7</b> | <b>32</b> | <b>52</b> | <b>8</b> | <b>6</b> | <b>.331</b> | <b>.310</b> | <b>.641</b> | <b>15</b> |

**SILVA, BRAHIAN JEAN CARLOS...** C... **B-T:** R-R... **HT:** 5-10; **WT:** 170... **BORN:** December 30, 2002, Puerto Cabello, VZ... **RESIDES:** Puerto Cabello... **HOW OBTAINED:** Signed by Phillies as an amateur free agent, 7/2/19... **SIGNED BY:** Rafael Alvarez and Rómulo Oliveros.

**2022:** Spent season with Dominican Summer League Phillies White (R)... Recorded more walks than strikeouts... Posted a .560 OBP in 12 June games (25 PA)... **2021:** Played for DSL Phillies Red and White in first professional season... Caught 35.3% (6-17) of base runners attempting to steal... **2020:** Did not play.

| YEAR                 | CLUB           | AVG         | G         | AB        | R         | H         | 2B       | 3B       | HR       | RBI       | SH       | SF       | HP       | BB        | SO        | SB       | CS       | OBP         | SLG         | OPS         | E        |
|----------------------|----------------|-------------|-----------|-----------|-----------|-----------|----------|----------|----------|-----------|----------|----------|----------|-----------|-----------|----------|----------|-------------|-------------|-------------|----------|
| 2020                 | Did not play   |             |           |           |           |           |          |          |          |           |          |          |          |           |           |          |          |             |             |             |          |
| 2021                 | DSL Phillies-R | .143        | 3         | 7         | 0         | 1         | 0        | 0        | 0        | 1         | 0        | 0        | 0        | 1         | 2         | 0        | 0        | .250        | .143        | .393        | 0        |
|                      | DSL Phillies-W | .088        | 19        | 34        | 1         | 3         | 1        | 0        | 0        | 2         | 0        | 0        | 0        | 10        | 7         | 0        | 1        | .295        | .118        | .413        | 2        |
|                      | DSL Combined   | .098        | 22        | 41        | 1         | 4         | 1        | 0        | 0        | 3         | 0        | 0        | 0        | 11        | 9         | 0        | 1        | .288        | .122        | .410        | 2        |
| 2022                 | DSL Phillies-W | .255        | 29        | 51        | 11        | 13        | 3        | 0        | 1        | 9         | 1        | 1        | 4        | 17        | 14        | 3        | 1        | .466        | .373        | .839        | 0        |
| <b>Minors Totals</b> |                | <b>.185</b> | <b>51</b> | <b>92</b> | <b>12</b> | <b>17</b> | <b>4</b> | <b>0</b> | <b>1</b> | <b>12</b> | <b>1</b> | <b>1</b> | <b>4</b> | <b>28</b> | <b>23</b> | <b>3</b> | <b>2</b> | <b>.392</b> | <b>.261</b> | <b>.653</b> | <b>2</b> |

**SIMMONS, KENDALL LOGAN...** INF... **B-T:** R-R... **HT:** 6-2; **WT:** 210... **BORN:** April 11, 2000, Macon, GA... **RESIDES:** Macon... **HOW OBTAINED:** Selected by Phillies in 6th round of 2018 MLB Draft... **SIGNED BY:** Aaron Jersild... **EDUCATION:** 2018 graduate of Tatttnall Square Academy (GA).

**2022:** Spent most of the season with Clearwater (A)... Was promoted to Jersey Shore (A), 8/5... Was on the IL (left shoulder bursitis), 8/16-26... Recorded a hit in 7 of his last 8 games, posting a .387/.441/.548 slash line over that stretch (34 PA)... Following the season, was rated as having the best infield arm in the Phillies minor league system by *Baseball America*... **2021:** Played for Clearwater, where he posted an .867 OPS in 136 PA against RHP... Homered in both games of a doubleheader, 7/1 vs St. Lucie... Was on the IL, 7/9-8/27, with a concussion... Had a rehab assignment to Florida Complex League Phillies (R)... Defensively, made starts at 2nd base (12), 3rd base (24) and SS (8)... Participated in Florida Instructional League... **2020:** Participated in FIL... Played for Adelaide in the Australian Baseball League... **2019:** Spent season with Williamsport (A)... Named a New York-Penn League All-Star and started in the ASG at 2nd base... Led the NYPL in SLG (.520), was T-2nd in HR and 5th in OPS... Selected as Phillies Minor League Hitter of the Month for August... Twice named Phillies Minor League Player of the Week: 8/5-11 and 8/12-18... Slashed .278/.398/.646 with 7 HR in August... Homered 6 times in 9 games, 7/27-8/7... Participated in FIL... **2018:** Began professional career with Gulf Coast League Phillies East (R)... Made 31 starts at SS... Slugged his first 2 pro home runs in back-to-back games of a doubleheader, 8/9 against GCL Tigers West... Participated in FIL.

| YEAR                 | CLUB           | AVG         | G          | AB         | R          | H          | 2B        | 3B       | HR        | RBI        | SH       | SF       | HP        | BB        | SO         | SB        | CS        | OBP         | SLG         | OPS         | E         |
|----------------------|----------------|-------------|------------|------------|------------|------------|-----------|----------|-----------|------------|----------|----------|-----------|-----------|------------|-----------|-----------|-------------|-------------|-------------|-----------|
| 2018                 | GCL Phillies-E | .232        | 32         | 95         | 21         | 22         | 7         | 0        | 3         | 11         | 0        | 1        | 8         | 9         | 30         | 2         | 4         | .345        | .400        | .745        | 9         |
| 2019                 | Williamsport   | .234        | 51         | 171        | 31         | 40         | 7         | 3        | 12        | 34         | 1        | 5        | 8         | 20        | 54         | 5         | 6         | .333        | .520        | .854        | 7         |
| 2020                 | Did not play   |             |            |            |            |            |           |          |           |            |          |          |           |           |            |           |           |             |             |             |           |
| 2021                 | Clearwater     | .226        | 41         | 137        | 20         | 31         | 10        | 2        | 6         | 15         | 0        | 0        | 6         | 13        | 38         | 4         | 2         | .321        | .460        | .781        | 11        |
|                      | FCL Phillies   | .200        | 5          | 10         | 1          | 2          | 1         | 0        | 0         | 1          | 0        | 1        | 3         | 3         | 3          | 0         | 0         | .429        | .300        | .729        | 0         |
| 2022                 | Clearwater     | .204        | 74         | 270        | 31         | 55         | 12        | 2        | 9         | 36         | 3        | 1        | 9         | 24        | 83         | 9         | 3         | .289        | .363        | .652        | 14        |
|                      | Jersey Shore   | .281        | 17         | 64         | 15         | 18         | 2         | 0        | 3         | 11         | 0        | 0        | 0         | 8         | 15         | 2         | 0         | .361        | .453        | .814        | 3         |
| <b>Minors Totals</b> |                | <b>.225</b> | <b>220</b> | <b>747</b> | <b>119</b> | <b>168</b> | <b>39</b> | <b>7</b> | <b>33</b> | <b>108</b> | <b>4</b> | <b>7</b> | <b>32</b> | <b>77</b> | <b>223</b> | <b>25</b> | <b>15</b> | <b>.321</b> | <b>.428</b> | <b>.749</b> | <b>44</b> |

\* League leader

**SKIRROW, NOAH SMITH DANIEL...** RHP... B-T: R-R... HT: 6-1; WT: 225... BORN: July 21, 1998, Cambridge, Ontario, Canada... RESIDES: Hamilton, Ontario, Canada... HOW OBTAINED: Signed by Phillies as a non-drafted free agent, 6/15/20... SIGNED BY: Kellan McKeon... EDUCATION: Attended Liberty University (VA)... 2017 graduate of Cardinal Newman Catholic Secondary School (St. John Henry Newman Catholic Secondary School) in Canada... MISC: In 2019, led the Atlantic Sun Conference with 11.50 SO/9.0 IP (98 SO/76.2 IP).

2022: Spent majority of season with Reading (AA)... Among all Phillies minor league pitchers, ranked 1st in games started (25) and innings pitched (119.2) and was 2nd in strikeouts (133)... Was on the IL (right ankle contusion), 5/12-20... Promoted to Lehigh Valley (AAA), 9/5... 2021: Began professional career with Jersey Shore (A)... Was on the IL, 6/18-7/16 (right biceps tendinitis), which included a rehab assignment to Florida Complex League Phillies (R)... Promoted to Reading, 7/23, and transferred to Jersey Shore, 9/7... Overall, struck out 60 in 58.0 innings... In 8 relief appearances, posted a 3.13 ERA (8 ER, 23.0 IP)... 2020: Participated in Florida Instructional League.

| YEAR                 | CLUB          | W-L         | ERA         | G         | GS        | CG       | SHO      | SV       | IP           | H          | R         | ER        | HR        | HB       | BB        | SO         | WP       | BK       | AVG         |
|----------------------|---------------|-------------|-------------|-----------|-----------|----------|----------|----------|--------------|------------|-----------|-----------|-----------|----------|-----------|------------|----------|----------|-------------|
| 2020                 | Did not pitch |             |             |           |           |          |          |          |              |            |           |           |           |          |           |            |          |          |             |
| 2021                 | Jersey Shore  | 0-2         | 3.73        | 9         | 6         | 0        | 0        | 0        | 31.1         | 26         | 14        | 13        | 2         | 3        | 16        | 40         | 3        | 0        | .224        |
|                      | FCL Phillies  | 0-0         | 0.00        | 2         | 1         | 0        | 0        | 0        | 3.0          | 1          | 0         | 0         | 0         | 0        | 2         | 2          | 0        | 0        | .125        |
|                      | Reading       | 1-3         | 5.70        | 7         | 3         | 0        | 0        | 0        | 23.2         | 29         | 17        | 15        | 5         | 0        | 9         | 18         | 1        | 0        | .284        |
| 2022                 | Reading       | 5-8         | 4.65        | 21        | 21        | 0        | 0        | 0        | 98.2         | 107        | 58        | 51        | 10        | 5        | 32        | 115        | 4        | 2        | .273        |
|                      | Lehigh Valley | 0-1         | 3.00        | 4         | 4         | 0        | 0        | 0        | 21.0         | 14         | 7         | 7         | 3         | 0        | 9         | 18         | 0        | 0        | .192        |
| <b>Minors Totals</b> |               | <b>6-14</b> | <b>4.36</b> | <b>43</b> | <b>35</b> | <b>0</b> | <b>0</b> | <b>0</b> | <b>177.2</b> | <b>177</b> | <b>96</b> | <b>86</b> | <b>20</b> | <b>8</b> | <b>68</b> | <b>193</b> | <b>8</b> | <b>2</b> | <b>.256</b> |

**SORIANO, CHRISTOPHER...** LHP... B-T: L-L... HT: 6-2; WT: 185... BORN: September 17, 2001, Nigua, DR... RESIDES: Nigua... HOW OBTAINED: Signed by Phillies as an amateur free agent, 2/12/19... SIGNED BY: Luis García and Carlos Salas.

2022: Pitched for Florida Complex League Phillies (R)... Limited RHH to a .175 AVG (11-63)... Did not allow an earned run in 5 of his first 6 games... 2021: Began season with FCL Phillies... Promoted to Clearwater (A), 8/3... Was on the COVID-related IL, 9/8-end of season... Participated in Florida Instructional League... 2020: Participated in FIL... 2019: Began professional career with Dominican Summer League Phillies Red (R).

| YEAR                 | CLUB           | W-L        | ERA         | G         | GS        | CG       | SHO      | SV       | IP          | H         | R         | ER        | HR       | HB       | BB        | SO        | WP        | BK       | AVG         |
|----------------------|----------------|------------|-------------|-----------|-----------|----------|----------|----------|-------------|-----------|-----------|-----------|----------|----------|-----------|-----------|-----------|----------|-------------|
| 2019                 | DSL Phillies-R | 1-2        | 3.50        | 13        | 12        | 0        | 0        | 0        | 46.1        | 43        | 26        | 18        | 2        | 7        | 27        | 34        | 7         | 1        | .253        |
| 2020                 | Did not pitch  |            |             |           |           |          |          |          |             |           |           |           |          |          |           |           |           |          |             |
| 2021                 | FCL Phillies   | 1-1        | 9.00        | 5         | 0         | 0        | 0        | 0        | 7.0         | 7         | 9         | 7         | 0        | 0        | 10        | 7         | 4         | 0        | .250        |
|                      | Clearwater     | 0-0        | 8.38        | 4         | 2         | 0        | 0        | 0        | 9.2         | 12        | 9         | 9         | 2        | 0        | 6         | 6         | 3         | 2        | .308        |
| 2022                 | FCL Phillies   | 1-4        | 4.63        | 16        | 0         | 0        | 0        | 1        | 23.1        | 16        | 14        | 12        | 1        | 1        | 16        | 20        | 6         | 4        | .195        |
| <b>Minors Totals</b> |                | <b>3-7</b> | <b>4.80</b> | <b>38</b> | <b>14</b> | <b>0</b> | <b>0</b> | <b>1</b> | <b>86.1</b> | <b>78</b> | <b>58</b> | <b>46</b> | <b>5</b> | <b>8</b> | <b>59</b> | <b>67</b> | <b>20</b> | <b>7</b> | <b>.245</b> |

**SOSA, GUSTAVO ANTONIO...** C... B-T: R-R... HT: 6-2; WT: 205... BORN: July 17, 2001, Brooklyn, NY... RESIDES: Staten Island, NY... HOW OBTAINED: Selected by Phillies in 10th round of 2022 MLB Draft... SIGNED BY: Hiltin Richardson... EDUCATION: 2022 graduate of South Mountain CC (AZ)... 2019 graduate of Tottenville HS (NY).

2022: Began professional career with Florida Complex League Phillies (R)... Threw out 2 of 5 runners attempting to steal... Participated in Florida Instructional League.

| YEAR | CLUB         | AVG  | G | AB | R | H | 2B | 3B | HR | RBI | SH | SF | HP | BB | SO | SB | CS | OBP  | SLG  | OPS  | E |
|------|--------------|------|---|----|---|---|----|----|----|-----|----|----|----|----|----|----|----|------|------|------|---|
| 2022 | FCL Phillies | .133 | 9 | 15 | 2 | 2 | 1  | 0  | 0  | 2   | 0  | 2  | 1  | 4  | 3  | 0  | 0  | .318 | .200 | .518 | 1 |

**SOSA, JOHN VALENTIN...** LHP... B-T: L-L... HT: 6-3; WT: 200... BORN: February 14, 2003, Higüey, DR... RESIDES: Higüey... HOW OBTAINED: Signed by Phillies as an amateur free agent, 1/15/22... SIGNED BY: Bernardo Pérez.

2022: Began professional career with Dominican Summer League Phillies Red (R)... Allowed only 1 hit in 19 at-bats (40 BF) over his 7 appearances.

| YEAR | CLUB           | W-L | ERA  | G | GS | CG | SHO | SV | IP  | H | R  | ER | HR | HB | BB | SO | WP | BK | AVG  |
|------|----------------|-----|------|---|----|----|-----|----|-----|---|----|----|----|----|----|----|----|----|------|
| 2022 | DSL Phillies-R | 0-1 | 9.45 | 7 | 0  | 0  | 0   | 0  | 6.2 | 1 | 11 | 7  | 0  | 6  | 14 | 9  | 6  | 0  | .053 |

**SOTO, MARCO ANTONIO...** INF... B-T: S-R... HT: 5-11; WT: 145... BORN: March 8, 2004, Maturín, VZ... RESIDES: Puerto La Cruz, VZ... HOW OBTAINED: Signed by Phillies as an amateur free agent, 1/15/21... SIGNED BY: Rafael Álvarez and Ebert Velásquez.

2022: Spent season with Dominican Summer League Phillies Red (R)... Ranked 1st on the team in plate appearances, hits and doubles, 2nd in AVG and 3rd in OBP (min. 100 PA)... Participated in Florida Instructional League... 2021: Began professional career with DSL Phillies Red... Made starts at 2nd base (21) and SS (1).

| YEAR                 | CLUB           | AVG         | G         | AB         | R         | H         | 2B        | 3B       | HR       | RBI       | SH       | SF       | HP       | BB        | SO        | SB        | CS       | OBP         | SLG         | OPS         | E         |
|----------------------|----------------|-------------|-----------|------------|-----------|-----------|-----------|----------|----------|-----------|----------|----------|----------|-----------|-----------|-----------|----------|-------------|-------------|-------------|-----------|
| 2021                 | DSL Phillies-R | .174        | 23        | 69         | 14        | 12        | 2         | 0        | 0        | 2         | 2        | 0        | 4        | 8         | 16        | 4         | 0        | .296        | .203        | .499        | 4         |
| 2022                 | DSL Phillies-R | .299        | 49        | 177        | 28        | 53        | 11        | 1        | 0        | 16        | 1        | 3        | 4        | 18        | 25        | 9         | 4        | .371        | .373        | .744        | 8         |
| <b>Minors Totals</b> |                | <b>.264</b> | <b>72</b> | <b>246</b> | <b>42</b> | <b>65</b> | <b>13</b> | <b>1</b> | <b>0</b> | <b>18</b> | <b>3</b> | <b>3</b> | <b>8</b> | <b>26</b> | <b>41</b> | <b>13</b> | <b>4</b> | <b>.350</b> | <b>.325</b> | <b>.675</b> | <b>12</b> |

SCOUTING & PLAYER DEV.

**STOKES, MADISON COURTNEY... INF... B-T:** R-R... **HT:** 6-2; **WT:** 205... **BORN:** April 25, 1996, Columbia, SC... **RESIDES:** Winnboro, SC... **HOW OBTAINED:** Selected by Phillies in 10th round of 2018 MLB Draft... **SIGNED BY:** Aaron Jersid... **EDUCATION:** 2018 graduate of University of South Carolina... 2014 graduate of AC Flora HS (SC)... **MISC:** Originally selected by NYY in 40th round of 2014 MLB Draft, but did not sign.

**2022:** Began season with Reading (AA)... Was on the IL (left ribcage strain), 5/5-8/7, which included rehab assignments to Florida Complex League Phillies (R), Clearwater (A) and Jersey Shore (A)... Promoted to Lehigh Valley (AAA), 9/11... Defensively, made starts at 1st base (5), 2nd base (4), SS (15), 3rd base (5), LF (2) and CF (22)... **2021:** Spent entire season with Reading... Posted a .318/.354/.602 slash line with 7 2B, 6 HR, 17 RBI, 19 R in 23 June games... Named Phillies Minor League Defender of the Month for June... Defensively, made starts at 1st base (33), 2nd base (12), 3rd base (25), SS (3), LF (12) and RF (8)... Was on the IL with a right groin strain, 8/31-end of season... **2020:** Did not play... **2019:** Spent season with Clearwater... Batted .298 (25-84) with 11 XBH in April... Slashed .290/.317/.510 against LHP... Had 26 multi-hit games... **2018:** Made professional debut with Gulf Coast League Phillies West (R)... Appeared in 5 games with GCL Phillies East before being promoted to Williamsport (A), 7/11... Combined to hit .299 (58-194) with an .805 OPS... Reached base safely in 21 of his 22 games with Williamsport... Promoted to Lakewood (A), 8/3, for remainder of season... Defensively, made starts at 1st base (44) and 3rd base (7)... Participated in Florida Instructional League.

| YEAR                 | CLUB           | AVG         | G          | AB          | R          | H          | 2B        | 3B       | HR        | RBI        | SH       | SF       | HP        | BB        | SO         | SB        | CS       | OBP         | SLG         | OPS         | E         |
|----------------------|----------------|-------------|------------|-------------|------------|------------|-----------|----------|-----------|------------|----------|----------|-----------|-----------|------------|-----------|----------|-------------|-------------|-------------|-----------|
| 2018                 | GCL Phillies-W | .000        | 1          | 1           | 0          | 0          | 0         | 0        | 0         | 0          | 0        | 0        | 1         | 0         | 0          | 0         | 0        | .500        | .000        | .500        | 0         |
|                      | GCL Phillies-E | .375        | 5          | 16          | 4          | 6          | 2         | 1        | 0         | 3          | 0        | 0        | 0         | 1         | 2          | 0         | 0        | .412        | .625        | 1.037       | 0         |
|                      | Williamsport   | .338        | 22         | 77          | 16         | 26         | 8         | 1        | 1         | 11         | 0        | 0        | 1         | 15        | 16         | 1         | 1        | .452        | .506        | .958        | 1         |
|                      | Lakewood       | .260        | 27         | 100         | 12         | 26         | 4         | 1        | 1         | 11         | 0        | 1        | 1         | 4         | 23         | 0         | 0        | .292        | .350        | .642        | 4         |
| 2019                 | Clearwater     | .242        | 110        | 418         | 38         | 101        | 21        | 2        | 10        | 42         | 1        | 2        | 6         | 21        | 108        | 0         | 4        | .286        | .373        | .660        | 10        |
| 2020                 | Did not play   |             |            |             |            |            |           |          |           |            |          |          |           |           |            |           |          |             |             |             |           |
| 2021                 | Reading        | .240        | 94         | 342         | 41         | 82         | 20        | 2        | 11        | 40         | 0        | 3        | 3         | 31        | 104        | 2         | 2        | .306        | .406        | .712        | 7         |
| 2022                 | Reading        | .159        | 41         | 132         | 16         | 21         | 7         | 0        | 4         | 10         | 2        | 0        | 3         | 14        | 62         | 0         | 1        | .255        | .303        | .558        | 4         |
|                      | FCL Phillies   | .300        | 4          | 10          | 2          | 3          | 2         | 0        | 0         | 1          | 0        | 0        | 1         | 1         | 1          | 0         | 0        | .364        | .500        | .864        | 0         |
|                      | Clearwater     | .000        | 1          | 2           | 0          | 0          | 0         | 0        | 0         | 0          | 0        | 0        | 1         | 0         | 0          | 0         | 0        | .333        | .000        | .333        | 0         |
|                      | Jersey Shore   | .222        | 3          | 9           | 3          | 2          | 0         | 0        | 0         | 1          | 0        | 0        | 2         | 1         | 1          | 0         | 0        | .417        | .222        | .639        | 1         |
|                      | Lehigh Valley  | .219        | 11         | 32          | 1          | 7          | 1         | 1        | 0         | 3          | 0        | 0        | 0         | 5         | 14         | 6         | 0        | .324        | .313        | .637        | 0         |
| <b>Minors Totals</b> |                | <b>.241</b> | <b>319</b> | <b>1139</b> | <b>134</b> | <b>274</b> | <b>65</b> | <b>8</b> | <b>27</b> | <b>122</b> | <b>3</b> | <b>6</b> | <b>18</b> | <b>93</b> | <b>331</b> | <b>10</b> | <b>8</b> | <b>.307</b> | <b>.383</b> | <b>.690</b> | <b>27</b> |

**TABARES, ANDRÉS ENRIQUE... OF... B-T:** L-L... **HT:** 6-1; **WT:** 165... **BORN:** August 25, 2005, Caracas, VZ... **RESIDES:** Maracaibo, VZ... **HOW OBTAINED:** Signed by Phillies as an amateur free agent, 4/16/22... **SIGNED BY:** Rafael Álvarez and Elvis García.

**2022:** Began professional career with Dominican Summer League Phillies White (R).

| YEAR | CLUB           | AVG  | G  | AB | R | H  | 2B | 3B | HR | RBI | SH | SF | HP | BB | SO | SB | CS | OBP  | SLG  | OPS  | E |
|------|----------------|------|----|----|---|----|----|----|----|-----|----|----|----|----|----|----|----|------|------|------|---|
| 2022 | DSL Phillies-W | .255 | 24 | 51 | 6 | 13 | 0  | 0  | 0  | 6   | 1  | 0  | 1  | 7  | 11 | 3  | 5  | .356 | .255 | .611 | 0 |

**TAIT, EDUARDO RICARDO... C... B-T:** L-R... **HT:** 6-0; **WT:** 175... **BORN:** August 27, 2006, Panama... **RESIDES:** Panama... **HOW OBTAINED:** Signed by Phillies as an amateur free agent, 1/15/23... **SIGNED BY:** Abdiel Ramos.

**TATUM, MCCARTHY JOSEPH... INF/OF... B-T:** R-R... **HT:** 6-4; **WT:** 205... **BORN:** May 15, 1996, Clovis, CA... **RESIDES:** Clovis... **HOW OBTAINED:** Selected by Phillies in 10th round of 2019 MLB Draft... **SIGNED BY:** Chris Duffy... **EDUCATION:** 2019 graduate of Fresno State University (CA) and attended San Joaquin Delta College (CA)... 2014 graduate of Clovis HS... **MISC:** Originally selected by MIN in 20th round of 2014 MLB Draft, but did not sign.

**2022:** Began season with Jersey Shore (A)... Was on the IL (left forearm fracture), 5/20-8/7, which included rehab assignments to Florida Complex League Phillies (R) and Clearwater (A)... Promoted to Reading (AA), 8/8... Slashed .313/.377/.542 (.919 OPS) in 15 May games (53 PA)... **2021:** Among all Phillies minor league players, finished T-1st in HBP (12) and was 1 of 7 to play in more than 100 games... Began season with Reading... Transferred to Jersey Shore, 7/27... Defensively, made starts at 1st base (6), 3rd base (71), LF (12) and RF (2)... **2020:** Did not play... **2019:** Began professional career with Williamsport (A)... Promoted to Lakewood (A) on 7/10 for remainder of the season... Participated in Florida Instructional League.

| YEAR                 | CLUB         | AVG         | G          | AB         | R         | H          | 2B        | 3B       | HR        | RBI       | SH       | SF       | HP        | BB        | SO         | SB        | CS       | OBP         | SLG         | OPS         | E         |
|----------------------|--------------|-------------|------------|------------|-----------|------------|-----------|----------|-----------|-----------|----------|----------|-----------|-----------|------------|-----------|----------|-------------|-------------|-------------|-----------|
| 2019                 | Williamsport | .326        | 14         | 46         | 6         | 15         | 3         | 1        | 0         | 5         | 0        | 0        | 2         | 5         | 12         | 3         | 3        | .415        | .435        | .850        | 3         |
|                      | Lakewood     | .233        | 43         | 159        | 15        | 37         | 10        | 1        | 2         | 15        | 0        | 1        | 0         | 16        | 52         | 3         | 2        | .301        | .346        | .647        | 5         |
| 2020                 | Did not play |             |            |            |           |            |           |          |           |           |          |          |           |           |            |           |          |             |             |             |           |
| 2021                 | Reading      | .181        | 59         | 193        | 20        | 35         | 8         | 1        | 7         | 19        | 0        | 3        | 7         | 15        | 74         | 3         | 2        | .261        | .342        | .603        | 4         |
|                      | Jersey Shore | .201        | 43         | 159        | 15        | 32         | 5         | 0        | 4         | 15        | 0        | 2        | 5         | 17        | 52         | 1         | 0        | .295        | .308        | .603        | 2         |
| 2022                 | Jersey Shore | .264        | 32         | 110        | 17        | 29         | 6         | 1        | 3         | 18        | 0        | 0        | 2         | 6         | 33         | 4         | 2        | .314        | .418        | .732        | 3         |
|                      | FCL Phillies | .167        | 2          | 6          | 1         | 1          | 1         | 0        | 0         | 1         | 0        | 0        | 0         | 1         | 1          | 0         | 0        | .286        | .333        | .619        | 0         |
|                      | Clearwater   | .375        | 4          | 16         | 6         | 6          | 3         | 0        | 0         | 1         | 0        | 0        | 0         | 1         | 2          | 1         | 0        | .412        | .563        | .975        | 0         |
|                      | Reading      | .206        | 28         | 102        | 15        | 21         | 7         | 1        | 5         | 13        | 0        | 0        | 1         | 9         | 30         | 3         | 0        | .277        | .441        | .718        | 2         |
| <b>Minors Totals</b> |              | <b>.223</b> | <b>225</b> | <b>791</b> | <b>95</b> | <b>176</b> | <b>43</b> | <b>5</b> | <b>21</b> | <b>87</b> | <b>0</b> | <b>6</b> | <b>17</b> | <b>70</b> | <b>256</b> | <b>18</b> | <b>9</b> | <b>.298</b> | <b>.369</b> | <b>.667</b> | <b>17</b> |

**TAYLOR-WINGROVE, RIXON JAMES...** 1B... B-T: L-R... HT: 6-4; WT: 240... BORN: May 23, 2000, Newcastle, Australia... RESIDES: Newcastle... HOW OBTAINED: Signed by Phillies as an amateur free agent, 4/19/18... SIGNED BY: Howard Norsetter.

**2022:** Began season with Clearwater (A)... Promoted to Jersey Shore (AA), 5/23... Recorded a .996 fielding percentage at 1st base (452 chances)... Ranked 1st on Jersey Shore in SLG and OPS (min. 50 PA)... **2021:** Spent majority of season with Clearwater, finishing tied for the team lead in HR (11)... Among Low-A Southeast hitters, ranked T-9th in HR... Homered in 3 straight games, 6/16-18... Was on the suspended list, 7/13-15... Had a multi-HR game, 7/18 vs Dunedin... Was on the COVID-related IL, 8/3-26, which included a rehab assignment to Florida Complex League Phillies (R)... Participated in Florida Instructional League... **2020:** Played for Adelaide in the Australian Baseball League... **2019:** Spent season with Gulf Coast League Phillies West (R)... Named a GCL All-Star... Led the league in at-bats (178) & doubles (17), was 2nd in hits, XBH (24) & total bases (89), T-2nd in games, 6th in SLG, T-9th in HR and 10th in AVG & OPS... Slashed .328/.381/.537 vs RHP... Selected as Phillies Minor League Player of the Week, 7/29-8/4... Participated in FIL... Following the season, played for Adelaide in the ABL... **2018:** Appeared in 23 games for GCL Phillies West... Participated in FIL... Following the season, played for Sydney in the ABL... **2017:** Appeared in 6 games for Sydney in the ABL.

| YEAR                 | CLUB           | AVG         | G          | AB         | R          | H          | 2B        | 3B       | HR        | RBI        | SH       | SF       | HP        | BB        | SO         | SB       | CS       | OBP         | SLG         | OPS         | E         |
|----------------------|----------------|-------------|------------|------------|------------|------------|-----------|----------|-----------|------------|----------|----------|-----------|-----------|------------|----------|----------|-------------|-------------|-------------|-----------|
| 2018                 | GCL Phillies-W | .241        | 23         | 79         | 12         | 19         | 5         | 0        | 1         | 8          | 0        | 0        | 0         | 8         | 22         | 1        | 1        | .310        | .342        | .652        | 3         |
| 2019                 | GCL Phillies-W | .298        | 48         | *178       | 28         | 53         | *17       | 2        | 5         | 37         | 0        | 2        | 1         | 22        | 38         | 0        | 2        | .374        | .500        | .874        | 8         |
| 2020                 | Did not play   |             |            |            |            |            |           |          |           |            |          |          |           |           |            |          |          |             |             |             |           |
| 2021                 | Clearwater     | .206        | 79         | 287        | 29         | 59         | 13        | 1        | 11        | 37         | 0        | 2        | 7         | 25        | 98         | 1        | 0        | .283        | .373        | .656        | 9         |
|                      | FCL Phillies   | .158        | 7          | 19         | 3          | 3          | 0         | 0        | 0         | 2          | 0        | 0        | 1         | 5         | 6          | 1        | 0        | .360        | .158        | .518        | 0         |
| 2022                 | Clearwater     | .111        | 8          | 27         | 1          | 3          | 1         | 0        | 0         | 0          | 0        | 0        | 1         | 3         | 13         | 0        | 0        | .226        | .148        | .374        | 0         |
|                      | Jersey Shore   | .251        | 67         | 219        | 28         | 55         | 7         | 2        | 12        | 43         | 0        | 0        | 7         | 26        | 87         | 2        | 1        | .349        | .466        | .815        | 3         |
| <b>Minors Totals</b> |                | <b>.237</b> | <b>232</b> | <b>809</b> | <b>101</b> | <b>192</b> | <b>43</b> | <b>5</b> | <b>29</b> | <b>127</b> | <b>0</b> | <b>4</b> | <b>17</b> | <b>89</b> | <b>264</b> | <b>5</b> | <b>4</b> | <b>.324</b> | <b>.410</b> | <b>.734</b> | <b>23</b> |

\* League leader

**TERAN, SAUL DAVID...** RHP... B-T: R-R... HT: 6-1; WT: 175... BORN: March 20, 2002, Caracas, VZ... RESIDES: Caracas... HOW OBTAINED: Signed by Phillies as an amateur free agent, 2/13/22... SIGNED BY: William Mota.

**2022:** Began professional career with Dominican Summer League Phillies White (R)... Led the team in saves... In his 2 postseason appearances, posted a 1.42 ERA (1 ER, 6.1 IP) with a save and 3 strikeouts... Participated in Florida Instructional League.

| YEAR | CLUB           | W-L | ERA  | G  | GS | CG | SHO | SV | IP   | H  | R  | ER | HR | HB | BB | SO | WP | BK | AVG  |
|------|----------------|-----|------|----|----|----|-----|----|------|----|----|----|----|----|----|----|----|----|------|
| 2022 | DSL Phillies-W | 0-3 | 4.50 | 15 | 4  | 0  | 0   | 5  | 32.0 | 33 | 17 | 16 | 3  | 2  | 11 | 36 | 2  | 1  | .264 |

**TONKEL, GAVIN PARK...** OF... B-T: R-R... HT: 6-2; WT: 180... BORN: November 6, 2002, Davis, CA... RESIDES: Brentwood, CA... HOW OBTAINED: Selected by Phillies in 9th round of 2021 MLB Draft... SIGNED BY: Jason Waugh... EDUCATION: 2021 graduate of Heritage HS (CA).

**2022:** Missed the entire season (head fracture)... Participated in Florida Instructional League... **2021:** Began professional career with Florida Complex League Phillies (R)... Participated in FIL.

| YEAR                 | CLUB                   | AVG         | G         | AB        | R        | H        | 2B       | 3B       | HR       | RBI      | SH       | SF       | HP       | BB       | SO       | SB       | CS       | OBP         | SLG         | OPS         | E        |
|----------------------|------------------------|-------------|-----------|-----------|----------|----------|----------|----------|----------|----------|----------|----------|----------|----------|----------|----------|----------|-------------|-------------|-------------|----------|
| 2021                 | FCL Phillies           | .261        | 11        | 23        | 5        | 6        | 1        | 0        | 0        | 2        | 0        | 1        | 3        | 4        | 8        | 2        | 1        | .419        | .304        | .723        | 0        |
| 2022                 | Injured - Did not play |             |           |           |          |          |          |          |          |          |          |          |          |          |          |          |          |             |             |             |          |
| <b>Minors Totals</b> |                        | <b>.261</b> | <b>11</b> | <b>23</b> | <b>5</b> | <b>6</b> | <b>1</b> | <b>0</b> | <b>0</b> | <b>2</b> | <b>0</b> | <b>1</b> | <b>3</b> | <b>4</b> | <b>8</b> | <b>2</b> | <b>1</b> | <b>.419</b> | <b>.304</b> | <b>.723</b> | <b>0</b> |

**TORRES, NICOLÁS GABRIEL...** INF... B-T: R-R... HT: 5-10; WT: 187... BORN: September 23, 1999, Puerto Cabello, VZ... RESIDES: Puerto Cabello... HOW OBTAINED: Signed by Phillies as an amateur free agent, 7/2/16... SIGNED BY: Jesús Méndez.

**2022:** Began season with Jersey Shore (A)... Transferred to Clearwater (A), 6/6, and returned to Jersey Shore on 8/10... Made starts at 3rd base (34), 2nd base (33), 1st base (9), LF (4) and CF (2)... **2021:** Began season with Clearwater... Promoted to Jersey Shore, 8/14... Reached base safely in all 27 games with Jersey Shore and his 27-game on-base streak was T-2nd for longest among all High-A East hitters... Combined to hit .385 (15-39) against LHP and .300 (30-100) with RISP... Defensively, made starts at 2nd base, 3rd base, SS, LF, CF, RF and made 1 appearance at 1st base... Participated in Florida Instructional League... **2020:** Participated in FIL... **2019:** Spent season with Williamsport (A)... After batting .138 (4-29) in his first 9 games, batted .289 (35-121) over his final 38 contests... Played defensively at 2nd base, 3rd base, SS and in LF... Participated in FIL... **2018:** Named a Gulf Coast League All-Star... Spent entire season with GCL Phillies East (R)... Hit safely in 11 of his first 13 games (.447 AVG)... Batted .318 (14-44) with RISP... Posted a .977 fielding percentage (3 errors in 132 total chances) in 36 games at 2nd base... Participated in FIL... **2017:** Among all Phillies short-season minor leaguers, was 1st in hits (80) and T-1st in AVG (.333) & games (69)... Began professional career with Dominican Summer League Phillies White (R)... Finished T-2nd in the DSL in games, 3rd in hits and T-8th in AVG... Had three 4-hit games... Batted .391 (27-69) with a .926 OPS over 21 August games... Hit .342 (26-76) with RISP... **2016:** Participated in FIL.



**TORRES, N (continued)**

| YEAR                 | CLUB           | AVG         | G          | AB          | R          | H          | 2B        | 3B        | HR       | RBI        | SH        | SF       | HP        | BB        | SO         | SB        | CS        | OBP         | SLG         | OPS         | E         |
|----------------------|----------------|-------------|------------|-------------|------------|------------|-----------|-----------|----------|------------|-----------|----------|-----------|-----------|------------|-----------|-----------|-------------|-------------|-------------|-----------|
| 2017                 | DSL Phillies-W | .333        | 69         | 240         | 40         | 80         | 13        | 4         | 0        | 28         | 8         | 1        | 9         | 11        | 31         | 11        | 7         | .383        | .421        | .804        | 9         |
| 2018                 | GCL Phillies-E | .302        | 39         | 139         | 19         | 42         | 8         | 1         | 1        | 19         | 4         | 0        | 0         | 8         | 27         | 7         | 1         | .340        | .396        | .736        | 3         |
| 2019                 | Williamsport   | .260        | 47         | 150         | 21         | 39         | 4         | 0         | 0        | 10         | 2         | 0        | 1         | 13        | 36         | 8         | 2         | .323        | .287        | .610        | 10        |
| 2020                 | Did not play   |             |            |             |            |            |           |           |          |            |           |          |           |           |            |           |           |             |             |             |           |
| 2021                 | Clearwater     | .239        | 69         | 226         | 32         | 54         | 8         | 2         | 4        | 27         | 1         | 0        | 0         | 35        | 69         | 10        | 4         | .341        | .345        | .686        | 8         |
|                      | Jersey Shore   | .388        | 27         | 103         | 18         | 40         | 4         | 1         | 0        | 14         | 2         | 1        | 1         | 7         | 18         | 5         | 0         | .429        | .447        | .876        | 2         |
| 2022                 | Jersey Shore   | .208        | 58         | 183         | 13         | 38         | 5         | 3         | 1        | 15         | 0         | 0        | 2         | 12        | 49         | 4         | 5         | .264        | .284        | .548        | 8         |
|                      | Clearwater     | .147        | 37         | 116         | 7          | 17         | 3         | 0         | 0        | 5          | 1         | 0        | 2         | 6         | 32         | 5         | 1         | .202        | .172        | .374        | 6         |
| <b>Minors Totals</b> |                | <b>.268</b> | <b>346</b> | <b>1157</b> | <b>150</b> | <b>310</b> | <b>45</b> | <b>11</b> | <b>6</b> | <b>118</b> | <b>18</b> | <b>2</b> | <b>15</b> | <b>92</b> | <b>262</b> | <b>50</b> | <b>20</b> | <b>.329</b> | <b>.341</b> | <b>.670</b> | <b>46</b> |

**TORRES, SANTIAGO... OF... B-T:** R-R... **HT:** 6-0; **WT:** 165... **BORN:** September 20, 2002, Barquisimeto, VZ... **RESIDES:** Barquisimeto... **HOW OBTAINED:** Signed by Phillies as an amateur free agent, 7/2/19... **SIGNED BY:** Rafael Álvarez and Franklin Rojas.

**2022:** Spent season with Dominican Summer League Phillies Red (R)... Reached base in 9 of his last 10 games (8/11-23)... **2021:** Made professional debut with DSL Phillies Red... Had 5 OF assists (4 in CF, 1 in LF)... **2020:** Did not play.

| YEAR                 | CLUB           | AVG         | G         | AB         | R         | H         | 2B       | 3B       | HR       | RBI       | SH       | SF       | HP       | BB        | SO        | SB        | CS        | OBP         | SLG         | OPS         | E        |
|----------------------|----------------|-------------|-----------|------------|-----------|-----------|----------|----------|----------|-----------|----------|----------|----------|-----------|-----------|-----------|-----------|-------------|-------------|-------------|----------|
| 2020                 | Did not play   |             |           |            |           |           |          |          |          |           |          |          |          |           |           |           |           |             |             |             |          |
| 2021                 | DSL Phillies-R | .203        | 46        | 143        | 14        | 29        | 5        | 1        | 1        | 13        | 3        | 1        | 2        | 10        | 37        | 5         | 6         | .263        | .273        | .536        | 3        |
| 2022                 | DSL Phillies-R | .206        | 45        | 160        | 16        | 33        | 2        | #8       | 0        | 27        | 0        | 2        | 5        | 18        | 32        | 10        | 4         | .303        | .319        | .622        | 2        |
| <b>Minors Totals</b> |                | <b>.205</b> | <b>91</b> | <b>303</b> | <b>30</b> | <b>62</b> | <b>7</b> | <b>9</b> | <b>1</b> | <b>40</b> | <b>3</b> | <b>3</b> | <b>7</b> | <b>28</b> | <b>69</b> | <b>15</b> | <b>10</b> | <b>.284</b> | <b>.297</b> | <b>.581</b> | <b>5</b> |

# Tied for league lead

**VALDEZ, WILSON ANDRÉS... INF... B-T:** R-R... **HT:** 6-2; **WT:** 175... **BORN:** October 25, 1999, Baní, DR... **RESIDES:** Baní... **HOW OBTAINED:** Signed by Phillies as an amateur free agent, 4/3/18... **SIGNED BY:** Carlos Salas.

**2022:** Did not play... **2021:** Spent season with Florida Complex League Phillies (R)... Defensively, played 2nd base, 3rd base and SS... **2020:** Did not play... **2019:** Spent majority of season with Dominican Summer League Phillies Red (R) but also played in 3 games for DSL Phillies White... Selected as a DSL All-Star... Batted .322 (55-171) combined in June and July... Recorded 19 multi-hit games... **2018:** Began professional career with DSL Phillies Red... Struck out once every 14.13 PA, the 5th-lowest mark among all qualifying DSL hitters... Defensively, played 3rd base (56 G), 1st base (4 G), SS (1 G) and LF (1 G).

| YEAR                 | CLUB           | AVG         | G          | AB         | R         | H          | 2B        | 3B       | HR       | RBI       | SH       | SF       | HP       | BB        | SO        | SB        | CS        | OBP         | SLG         | OPS         | E         |
|----------------------|----------------|-------------|------------|------------|-----------|------------|-----------|----------|----------|-----------|----------|----------|----------|-----------|-----------|-----------|-----------|-------------|-------------|-------------|-----------|
| 2018                 | DSL Phillies-R | .269        | 62         | 208        | 31        | 56         | 8         | 3        | 0        | 20        | 2        | 2        | 2        | 12        | 16        | 8         | 5         | .313        | .337        | .649        | 20        |
| 2019                 | DSL Phillies-W | .200        | 3          | 10         | 2         | 2          | 2         | 0        | 0        | 2         | 0        | 1        | 0        | 2         | 2         | 0         | 0         | .308        | .400        | .708        | 0         |
|                      | DSL Phillies-R | .300        | 54         | 210        | 29        | 63         | 7         | 3        | 3        | 29        | 0        | 4        | 2        | 15        | 30        | 3         | 4         | .346        | .405        | .751        | 18        |
|                      | DSL Combined   | .295        | 57         | 220        | 31        | 65         | 9         | 3        | 3        | 31        | 0        | 5        | 2        | 17        | 32        | 3         | 4         | .344        | .405        | .749        | 18        |
| 2020                 | Did not play   |             |            |            |           |            |           |          |          |           |          |          |          |           |           |           |           |             |             |             |           |
| 2021                 | FCL Phillies   | .227        | 31         | 44         | 5         | 10         | 1         | 2        | 0        | 4         | 0        | 1        | 3        | 4         | 8         | 0         | 3         | .327        | .341        | .668        | 4         |
| 2022                 | Did not play   |             |            |            |           |            |           |          |          |           |          |          |          |           |           |           |           |             |             |             |           |
| <b>Minors Totals</b> |                | <b>.278</b> | <b>150</b> | <b>472</b> | <b>67</b> | <b>131</b> | <b>18</b> | <b>8</b> | <b>3</b> | <b>55</b> | <b>2</b> | <b>8</b> | <b>7</b> | <b>33</b> | <b>56</b> | <b>11</b> | <b>12</b> | <b>.329</b> | <b>.369</b> | <b>.698</b> | <b>42</b> |

**VAN SCOYOC, SPENCER JAMES... LHP... B-T:** L-L... **HT:** 6-4; **WT:** 210... **BORN:** October 4, 1997, Cedar Rapids, IA... **RESIDES:** Edmond, OK... **HOW OBTAINED:** Selected by Phillies in 19th round of 2019 MLB Draft... **SIGNED BY:** Ralph Garr Jr... **EDUCATION:** Attended University of Central Oklahoma and Arizona State University... 2016 graduate of Thomas Jefferson HS (IA)... **MISC:** Originally selected by TOR in 19th round of 2016 MLB Draft, but did not sign... **PERSONAL:** His brother, Connor, is a pitcher in the LAA organization.

**2022:** Missed the entire season (left elbow surgery)... **2021:** Was on the IL twice: beginning of season-9/1 (left UCL injury) and 9/18-end of season (left elbow sprain)... His first IL stint included a rehab assignment to Florida Complex League Phillies (R)... Made 3 starts with Clearwater (A) in September... **2020:** Did not pitch... **2019:** Began pro career with Gulf Coast League Phillies East (R)... Promoted to Williamsport (A), 7/5... Participated in Florida Instructional League.

| YEAR                 | CLUB                   | W-L        | ERA         | G         | GS        | CG       | SHO      | SV       | IP          | H         | R         | ER        | HR       | HB       | BB        | SO        | WP       | BK       | AVG         |
|----------------------|------------------------|------------|-------------|-----------|-----------|----------|----------|----------|-------------|-----------|-----------|-----------|----------|----------|-----------|-----------|----------|----------|-------------|
| 2019                 | GCL Phillies-E         | 0-0        | 4.50        | 2         | 0         | 0        | 0        | 0        | 2.0         | 2         | 1         | 1         | 0        | 0        | 3         | 2         | 0        | 0        | .250        |
|                      | Williamsport           | 4-4        | 6.30        | 10        | 3         | 0        | 0        | 0        | 20.0        | 19        | 21        | 14        | 0        | 5        | 21        | 19        | 5        | 0        | .253        |
| 2020                 | Did not pitch          |            |             |           |           |          |          |          |             |           |           |           |          |          |           |           |          |          |             |
| 2021                 | FCL Phillies           | 0-0        | 0.00        | 4         | 4         | 0        | 0        | 0        | 6.0         | 1         | 0         | 0         | 0        | 0        | 4         | 9         | 0        | 0        | .056        |
|                      | Clearwater             | 0-0        | 4.26        | 3         | 3         | 0        | 0        | 0        | 6.1         | 3         | 3         | 3         | 0        | 1        | 7         | 11        | 0        | 1        | .143        |
| 2022                 | Injured - Did not play |            |             |           |           |          |          |          |             |           |           |           |          |          |           |           |          |          |             |
| <b>Minors Totals</b> |                        | <b>4-4</b> | <b>4.72</b> | <b>19</b> | <b>10</b> | <b>0</b> | <b>0</b> | <b>0</b> | <b>34.1</b> | <b>25</b> | <b>25</b> | <b>18</b> | <b>0</b> | <b>6</b> | <b>35</b> | <b>41</b> | <b>5</b> | <b>1</b> | <b>.205</b> |

**VARGAS, VÍCTOR DANIEL...** RHP... B-T: R-R... HT: 6-1; WT: 200... BORN: September 3, 2000, Cartagena, Colombia... RESIDES: Cartagena... HOW OBTAINED: Signed by Phillies as an amateur free agent, 7/2/17... SIGNED BY: Rómulo Oliveros.

2022: Pitched 7 games for Jersey Shore (A)... Was on the IL (right chest strain), 5/18-8/24, which included rehab assignments to Florida Complex League Phillies (R) and Clearwater (A)... Finished the season with a complete-game shutout (7.0 IP) on 9/7 vs Aberdeen (gm 1)... 2021: His 8 wins overall were T-1st among all Phillies minor league pitchers... Began season with Clearwater... Named Phillies Minor League Co-Pitcher of the Month for June... Posted a 2.11 ERA (5 ER, 21.1 IP) and 1.03 WHIP with 2 saves in 5 June games (3 starts)... Made 1 start with Lehigh Valley (AAA), 7/25... Joined Jersey Shore, 7/31... Participated in Florida Instructional League... 2020: Participated in FIL... 2019: Began season with Gulf Coast League Phillies East (R)... Promoted to Williamsport (A) on 8/9 for remainder of the season... In his 8 starts overall, posted a 0.91 ERA (3 ER, 29.2 IP)... Allowed 1 ER or none in 9 of 11 appearances... 2018: Began professional career with GCL Phillies West... Participated in FIL... 2017: Participated in FIL.

| YEAR                 | CLUB           | W-L          | ERA         | G         | GS        | CG       | SHO      | SV       | IP           | H          | R          | ER         | HR        | HB        | BB        | SO         | WP        | BK       | AVG         |
|----------------------|----------------|--------------|-------------|-----------|-----------|----------|----------|----------|--------------|------------|------------|------------|-----------|-----------|-----------|------------|-----------|----------|-------------|
| 2018                 | GCL Phillies-W | 1-4          | 6.00        | 10        | 9         | 0        | 0        | 0        | 45.0         | 62         | 37         | 30         | 8         | 5         | 11        | 34         | 5         | 0        | .332        |
| 2019                 | GCL Phillies-E | 1-1          | 1.44        | 7         | 6         | 0        | 0        | 0        | 25.0         | 26         | 4          | 4          | 1         | 0         | 4         | 15         | 3         | 0        | .274        |
|                      | Williamsport   | 2-0          | 1.84        | 4         | 2         | 0        | 0        | 0        | 14.2         | 15         | 3          | 3          | 0         | 0         | 8         | 11         | 0         | 0        | .288        |
| 2020                 | Did not pitch  |              |             |           |           |          |          |          |              |            |            |            |           |           |           |            |           |          |             |
| 2021                 | Clearwater     | 4-1          | 3.62        | 13        | 6         | 0        | 0        | 2        | 49.2         | 49         | 27         | 20         | 4         | 3         | 12        | 54         | 6         | 0        | .254        |
|                      | Lehigh Valley  | 1-0          | 0.00        | 1         | 1         | 0        | 0        | 0        | 5.0          | 2          | 0          | 0          | 0         | 0         | 2         | 3          | 0         | 0        | .118        |
|                      | Jersey Shore   | 3-4          | 10.47       | 8         | 8         | 0        | 0        | 0        | 32.2         | 48         | 39         | 38         | 7         | 4         | 17        | 31         | 4         | 0        | .350        |
| 2022                 | Jersey Shore   | 2-1          | 2.91        | 7         | 7         | #1       | #1       | 0        | 34.0         | 28         | 11         | 11         | 3         | 0         | 8         | 26         | 0         | 0        | .226        |
|                      | FCL Phillies   | 1-1          | 4.82        | 4         | 1         | 0        | 0        | 0        | 9.1          | 8          | 6          | 5          | 1         | 0         | 0         | 8          | 0         | 0        | .222        |
|                      | Clearwater     | 0-0          | 3.48        | 2         | 2         | 0        | 0        | 0        | 10.1         | 10         | 4          | 4          | 1         | 1         | 1         | 5          | 0         | 0        | .286        |
| <b>Minors Totals</b> |                | <b>15-12</b> | <b>4.59</b> | <b>56</b> | <b>42</b> | <b>1</b> | <b>1</b> | <b>2</b> | <b>225.2</b> | <b>248</b> | <b>131</b> | <b>115</b> | <b>25</b> | <b>13</b> | <b>63</b> | <b>187</b> | <b>18</b> | <b>0</b> | <b>.283</b> |

#Tied for league lead

**VASQUEZ, RANDY...** INF... B-T: R-R... HT: 6-0; WT: 175... BORN: December 16, 2002, San Pedro de Macorís, DR... RESIDES: San Pedro de Macorís... HOW OBTAINED: Signed by Phillies as an amateur free agent, 7/2/19... SIGNED BY: Bernardo Pérez and Carlos Salas.

2022: Began season with Clearwater (A)... Transferred to Florida Complex League Phillies (R), 6/4... Made starts at 3rd base (25), 2nd base (8) and 1st base (3)... 2021: Began professional career with Dominican Summer League Phillies Red (R)... Defensively, made starts at 1st base, 2nd base and 3rd base... 2020: Did not play.

| YEAR                 | CLUB           | AVG         | G         | AB         | R         | H         | 2B        | 3B       | HR       | RBI       | SH       | SF       | HP       | BB        | SO        | SB        | CS       | OBP         | SLG         | OPS         | E         |
|----------------------|----------------|-------------|-----------|------------|-----------|-----------|-----------|----------|----------|-----------|----------|----------|----------|-----------|-----------|-----------|----------|-------------|-------------|-------------|-----------|
| 2020                 | Did not play   |             |           |            |           |           |           |          |          |           |          |          |          |           |           |           |          |             |             |             |           |
| 2021                 | DSL Phillies-R | .240        | 40        | 121        | 13        | 29        | 4         | 1        | 0        | 14        | 2        | 1        | 0        | 17        | 38        | 5         | 2        | .331        | .289        | .620        | 9         |
| 2022                 | Clearwater     | .250        | 4         | 8          | 0         | 2         | 0         | 0        | 0        | 0         | 0        | 0        | 0        | 1         | 4         | 1         | 0        | .333        | .250        | .583        | 2         |
|                      | FCL Phillies   | .204        | 38        | 113        | 21        | 23        | 10        | 3        | 0        | 16        | 0        | 0        | 2        | 18        | 36        | 6         | 1        | .323        | .345        | .668        | 6         |
| <b>Minors Totals</b> |                | <b>.223</b> | <b>82</b> | <b>242</b> | <b>34</b> | <b>54</b> | <b>14</b> | <b>4</b> | <b>0</b> | <b>30</b> | <b>2</b> | <b>1</b> | <b>2</b> | <b>36</b> | <b>78</b> | <b>12</b> | <b>3</b> | <b>.327</b> | <b>.314</b> | <b>.641</b> | <b>17</b> |

**VELÁSQUEZ, GIUSEPPE GREGORI...** RHP... B-T: R-R... HT: 6-0; WT: 195... BORN: April 30, 2003, Porlamar, VZ... RESIDES: Porlamar... HOW OBTAINED: Signed by Phillies as an amateur free agent, 7/2/19... SIGNED BY: Rafael Álvarez and Ebert Velásquez.

2022: Pitched in 9 games for Florida Complex League Phillies (R)... 2021: Began professional career with Dominican Summer League Phillies White (R)... Among DSL pitchers, finished T-3rd in starts (14)... Posted a 1.50 ERA (2 ER, 12.0 IP) in his first 3 starts... Following the season, pitched for Zulia in the Venezuelan Winter League... 2020: Did not pitch.

| YEAR                 | CLUB           | W-L        | ERA         | G         | GS        | CG       | SHO      | SV       | IP          | H         | R         | ER        | HR       | HB       | BB        | SO        | WP       | BK       | AVG         |
|----------------------|----------------|------------|-------------|-----------|-----------|----------|----------|----------|-------------|-----------|-----------|-----------|----------|----------|-----------|-----------|----------|----------|-------------|
| 2020                 | Did not pitch  |            |             |           |           |          |          |          |             |           |           |           |          |          |           |           |          |          |             |
| 2021                 | DSL Phillies-W | 1-2        | 2.75        | 14        | 14        | 0        | 0        | 0        | 52.1        | 50        | 25        | 16        | 3        | 0        | 19        | 56        | 3        | 2        | .249        |
| 2022                 | FCL Phillies   | 1-2        | 9.82        | 9         | 0         | 0        | 0        | 0        | 11.0        | 17        | 14        | 12        | 2        | 1        | 6         | 10        | 2        | 2        | .395        |
| <b>Minors Totals</b> |                | <b>2-4</b> | <b>3.98</b> | <b>23</b> | <b>14</b> | <b>0</b> | <b>0</b> | <b>0</b> | <b>63.1</b> | <b>67</b> | <b>39</b> | <b>28</b> | <b>5</b> | <b>1</b> | <b>25</b> | <b>66</b> | <b>5</b> | <b>4</b> | <b>.275</b> |

**VENTURA, EZEQUIEL JOSÉ...** RHP... B-T: R-R... HT: 6-0; WT: 155... BORN: June 20, 2002, Maracaibo, VZ... RESIDES: Maracaibo... HOW OBTAINED: Signed by Phillies as an amateur free agent, 8/7/18... SIGNED BY: Rafael Álvarez and Rómulo Oliveros.

2022: Spent season with Dominican Summer League Phillies White (R)... Ranked T-2nd on the team in wins, 3rd in strikeouts and 2nd in ERA (min. 40 IP)... 2021: Spent season with DSL Phillies Red... Did not allow a HR to the 133 batters he faced... Held RHH to a .198 AVG (16-81) and .259 SLG... 2020: Did not pitch... 2019: Began professional career with DSL Phillies Red.

| YEAR                 | CLUB           | W-L        | ERA         | G         | GS        | CG       | SHO      | SV       | IP          | H         | R         | ER        | HR       | HB       | BB        | SO        | WP       | BK       | AVG         |
|----------------------|----------------|------------|-------------|-----------|-----------|----------|----------|----------|-------------|-----------|-----------|-----------|----------|----------|-----------|-----------|----------|----------|-------------|
| 2019                 | DSL Phillies-R | 0-1        | 9.00        | 2         | 0         | 0        | 0        | 0        | 3.0         | 5         | 3         | 3         | 1        | 0        | 0         | 2         | 1        | 0        | .385        |
| 2020                 | Did not pitch  |            |             |           |           |          |          |          |             |           |           |           |          |          |           |           |          |          |             |
| 2021                 | DSL Phillies-R | 3-1        | 3.45        | 16        | 2         | 0        | 0        | 2        | 31.1        | 23        | 12        | 12        | 0        | 3        | 18        | 34        | 4        | 0        | .207        |
| 2022                 | DSL Phillies-W | 5-1        | 2.40        | 11        | 10        | #1       | 0        | 0        | 48.2        | 38        | 15        | 13        | 2        | 2        | 18        | 38        | 2        | 1        | .221        |
| <b>Minors Totals</b> |                | <b>8-3</b> | <b>3.04</b> | <b>29</b> | <b>12</b> | <b>1</b> | <b>0</b> | <b>2</b> | <b>83.0</b> | <b>66</b> | <b>30</b> | <b>28</b> | <b>3</b> | <b>5</b> | <b>36</b> | <b>74</b> | <b>7</b> | <b>1</b> | <b>.223</b> |

#Tied for league lead

SCOUTING & PLAYER DEV.

**VIARS, JORDAN LEE...** **OF...** **B-T:** L-L... **HT:** 6-4; **WT:** 215... **BORN:** July 18, 2003, Plano, TX... **RESIDES:** Prosper, TX... **HOW OBTAINED:** Selected by Phillies in 3rd round of 2021 MLB Draft... **SIGNED BY:** Tommy Field... **EDUCATION:** 2021 graduate of Rick Reedy HS (TX)... **MISC:** As a senior, was selected by *The Dallas Morning News* as District 9-5A Offensive Player of the Year.

**2022:** Played for Clearwater (A)... Was on the IL (right ankle sprain), beginning of the season-6/25, which included a rehab assignment to Florida Complex League Phillies (R)... Combined, posted a .288 AVG with RISP (15-52)... Participated in Florida Instructional League... **2021:** Began professional career with FCL Phillies... Homered in each of his final 2 games, including a grand slam on 9/17 at FCL Blue Jays... Defensively, made starts at 1st base and in LF... Participated in FCL.

| YEAR                 | CLUB         | AVG         | G         | AB         | R         | H         | 2B       | 3B       | HR       | RBI       | SH       | SF       | HP       | BB        | SO        | SB       | CS       | OBP         | SLG         | OPS         | E        |
|----------------------|--------------|-------------|-----------|------------|-----------|-----------|----------|----------|----------|-----------|----------|----------|----------|-----------|-----------|----------|----------|-------------|-------------|-------------|----------|
| 2021                 | FCL Phillies | .255        | 22        | 47         | 13        | 12        | 1        | 0        | 3        | 18        | 0        | 3        | 3        | 11        | 12        | 2        | 0        | .406        | .468        | .874        | 6        |
| 2022                 | FCL Phillies | .240        | 44        | 154        | 28        | 37        | 6        | 1        | 2        | 20        | 0        | 3        | 5        | 17        | 40        | 5        | 0        | .330        | .331        | .661        | 1        |
|                      | Clearwater   | .208        | 8         | 24         | 2         | 5         | 0        | 0        | 0        | 3         | 0        | 1        | 2        | 9         | 0         | 0        | .286     | .208        | .494        | 0           |          |
| <b>Minors Totals</b> |              | <b>.240</b> | <b>74</b> | <b>225</b> | <b>43</b> | <b>54</b> | <b>7</b> | <b>1</b> | <b>5</b> | <b>41</b> | <b>0</b> | <b>7</b> | <b>9</b> | <b>30</b> | <b>61</b> | <b>7</b> | <b>0</b> | <b>.343</b> | <b>.347</b> | <b>.690</b> | <b>7</b> |

**VILLAVICENCIO, JUAN ANDRÉS...** **SS...** **B-T:** L-R... **HT:** 5-10; **WT:** 155... **BORN:** November 24, 2004, Maracaibo, VZ... **RESIDES:** Maracaibo... **HOW OBTAINED:** Signed by Phillies as an amateur free agent, 1/15/22... **SIGNED BY:** Rafael Álvarez and Elvis García.

**2022:** Began professional career with Dominican Summer League Phillies White (R)... Posted a slash line of .345/.431/.509 in 17 July games (67 PA).

| YEAR | CLUB           | AVG  | G  | AB  | R  | H  | 2B | 3B | HR | RBI | SH | SF | HP | BB | SO | SB | CS | OBP  | SLG  | OPS  | E  |
|------|----------------|------|----|-----|----|----|----|----|----|-----|----|----|----|----|----|----|----|------|------|------|----|
| 2022 | DSL Phillies-W | .266 | 46 | 143 | 29 | 38 | 8  | 2  | 2  | 16  | 1  | 1  | 1  | 20 | 35 | 13 | 1  | .358 | .392 | .750 | 16 |

**VILORIA, UZIEL...** **INF...** **B-T:** S-R... **HT:** 5-9; **WT:** 173... **BORN:** October 6, 2001, Puerto Plata, DR... **RESIDES:** Puerto Plata... **HOW OBTAINED:** Signed by Phillies as an amateur free agent, 6/13/19... **SIGNED BY:** Bernardo Pérez and Carlos Salas.

**2022:** Spent season with Jersey Shore (A)... Was on the IL (concussion), 8/28-9/8... Made starts at every infield position... **2021:** Shuttled between Florida Complex League Phillies (R) and Clearwater (A)... Made starts at 2nd base and 3rd base... **2020:** Did not play... **2019:** Began professional career with Dominican Summer League Phillies Red (R).

| YEAR                 | CLUB           | AVG         | G          | AB         | R         | H         | 2B       | 3B       | HR       | RBI       | SH       | SF       | HP       | BB        | SO         | SB        | CS       | OBP         | SLG         | OPS         | E         |  |
|----------------------|----------------|-------------|------------|------------|-----------|-----------|----------|----------|----------|-----------|----------|----------|----------|-----------|------------|-----------|----------|-------------|-------------|-------------|-----------|--|
| 2019                 | DSL Phillies-R | .236        | 28         | 106        | 10        | 25        | 2        | 2        | 1        | 12        | 1        | 2        | 0        | 8         | 30         | 6         | 4        | .284        | .321        | .605        | 13        |  |
| 2020                 | Did not play   |             |            |            |           |           |          |          |          |           |          |          |          |           |            |           |          |             |             |             |           |  |
| 2021                 | FCL Phillies   | .205        | 22         | 39         | 6         | 8         | 2        | 0        | 0        | 7         | 0        | 0        | 0        | 10        | 13         | 3         | 1        | .367        | .256        | .623        | 3         |  |
|                      | Clearwater     | .071        | 10         | 28         | 3         | 2         | 0        | 0        | 0        | 0         | 0        | 0        | 1        | 6         | 13         | 0         | 0        | .257        | .071        | .328        | 0         |  |
| 2022                 | Jersey Shore   | .195        | 44         | 128        | 18        | 25        | 4        | 0        | 3        | 10        | 0        | 0        | 1        | 14        | 50         | 1         | 2        | .280        | .297        | .577        | 11        |  |
| <b>Minors Totals</b> |                | <b>.199</b> | <b>104</b> | <b>301</b> | <b>37</b> | <b>60</b> | <b>8</b> | <b>2</b> | <b>4</b> | <b>29</b> | <b>1</b> | <b>2</b> | <b>2</b> | <b>38</b> | <b>106</b> | <b>10</b> | <b>7</b> | <b>.292</b> | <b>.279</b> | <b>.571</b> | <b>27</b> |  |

**VINES, JACE ADDISON...** **RHP...** **B-T:** R-R... **HT:** 6-3; **WT:** 215... **BORN:** September 4, 1994, Dallas, TX... **RESIDES:** Prosper, TX... **HOW OBTAINED:** Signed by Phillies as a minor league free agent, 12/8/22... **SIGNED BY:** Justin Lehr... **EDUCATION:** Attended Texas A&M in 2015-16, after spending 2014 with Tyler JC (TX)... In 2014, was 10-1 with a 1.77 ERA and named NJCAA Division III Pitcher of the Year and NJCAA All-America First-Team... 2013 graduate of Prosper HS... **MISC:** Originally selected by KC in 4th round of 2016 MLB Draft.

**2022:** Spent season with Omaha (AAA), but was limited to 14 games due to 2 stints on the IL (5/20-6/9 and 6/16-end of season) with a right shoulder impingement... **2021:** Appeared in a professional-high 44 games for Omaha... Named the club's Pitcher of the Month for July after going 1-1, SV, 2.55 ERA (5 ER, 17.2 IP) in 10 games... Began season with 49.0 innings without allowing a HR... **2020:** Did not pitch... **2019:** Appeared in just 11 games for Northwest Arkansas (AA), missing the majority of the season with a right foot stress reaction... **2018:** Began season with Wilmington (A)... Promoted to Northwest Arkansas on 7/13 for the remainder of the season... **2017:** Named a South Atlantic League midseason All-Star... Spent most of the season with Lexington (A), but also pitched for Wilmington and Omaha... **2016:** Began pro career with one game for Arizona League Royals (R)... Spent rest of the season with Idaho (R).

| YEAR                 | CLUB          | W-L          | ERA         | G          | GS        | CG       | SHO      | SV       | IP           | H          | R          | ER         | HR        | HB        | BB         | SO         | WP        | BK       | AVG         |  |
|----------------------|---------------|--------------|-------------|------------|-----------|----------|----------|----------|--------------|------------|------------|------------|-----------|-----------|------------|------------|-----------|----------|-------------|--|
| 2016                 | AZL Royals    | 0-0          | 10.80       | 1          | 0         | 0        | 0        | 0        | 1.2          | 3          | 2          | 2          | 0         | 0         | 1          | 2          | 0         | 0        | .375        |  |
|                      | Idaho         | 1-6          | 6.47        | 12         | 11        | 0        | 0        | 1        | 55.2         | 79         | 51         | 40         | 6         | 1         | 17         | 35         | 7         | 0        | .329        |  |
| 2017                 | Lexington     | 9-5          | 3.42        | 19         | 14        | 0        | 0        | 3        | 100.0        | 96         | 45         | 38         | 6         | 6         | 23         | 63         | 5         | 0        | .255        |  |
|                      | Wilmington    | 3-3          | 3.60        | 7          | 7         | 2        | 0        | 0        | 40.0         | 41         | 17         | 16         | 2         | 0         | 15         | 20         | 3         | 0        | .277        |  |
|                      | Omaha         | 0-0          | 3.00        | 1          | 1         | 0        | 0        | 0        | 6.00         | 6          | 2          | 2          | 0         | 0         | 3          | 0          | 0         | .250     |             |  |
| 2018                 | Wilmington    | 2-8          | 5.04        | 18         | 17        | 1        | 0        | 1        | 94.2         | 122        | 62         | 53         | 5         | 3         | 28         | 59         | 7         | 0        | .310        |  |
|                      | NW Arkansas   | 4-3          | 6.48        | 9          | 7         | 0        | 0        | 0        | 41.2         | 52         | 31         | 30         | 5         | 6         | 15         | 28         | 7         | 0        | .325        |  |
| 2019                 | NW Arkansas   | 2-5          | 5.47        | 11         | 9         | 0        | 0        | 1        | 51.0         | 66         | 43         | 31         | 5         | 6         | 21         | 40         | 6         | 1        | .317        |  |
| 2020                 | Did not pitch |              |             |            |           |          |          |          |              |            |            |            |           |           |            |            |           |          |             |  |
| 2021                 | Omaha         | 9-5          | 4.10        | 44         | 1         | 0        | 0        | 2        | 68.0         | 58         | 32         | 31         | 2         | 7         | 35         | 67         | 5         | 0        | .234        |  |
| 2022                 | Omaha         | 0-0          | 7.24        | 14         | 0         | 0        | 0        | 0        | 13.2         | 13         | 12         | 11         | 2         | 0         | 10         | 20         | 6         | 0        | .236        |  |
| <b>Minors Totals</b> |               | <b>27-34</b> | <b>4.84</b> | <b>136</b> | <b>67</b> | <b>3</b> | <b>0</b> | <b>7</b> | <b>472.1</b> | <b>536</b> | <b>297</b> | <b>254</b> | <b>33</b> | <b>29</b> | <b>165</b> | <b>337</b> | <b>46</b> | <b>1</b> | <b>.288</b> |  |

**WALLING, ANDREW**... LHP... B-T: L-L... HT: 6-3; WT: 220... BORN: October 29, 1999, Longview, WA... RESIDES: Vancouver, WA... HOW OBTAINED: Signed by Phillies as a non-drafted free agent, 7/29/22... SIGNED BY: Mike Stauffer... EDUCATION: 2022 graduate of Mississippi State University... 2018 graduate of R.A. Long HS (WA).

2022: Began professional career with Florida Complex League Phillies (R)... Promoted to Clearwater (A), 8/25... Combined, averaged 9.53 SO/9.0 IP (12 SO, 11.1 IP)... Participated in Florida Instructional League.

| YEAR                 | CLUB         | W-L        | ERA         | G        | GS       | CG       | SHO      | SV       | IP          | H        | R        | ER       | HR       | HB       | BB       | SO        | WP       | BK       | AVG         |
|----------------------|--------------|------------|-------------|----------|----------|----------|----------|----------|-------------|----------|----------|----------|----------|----------|----------|-----------|----------|----------|-------------|
| 2022                 | FCL Phillies | 0-0        | 6.75        | 3        | 0        | 0        | 0        | 1        | 4.0         | 2        | 3        | 3        | 0        | 0        | 3        | 3         | 1        | 0        | .143        |
|                      | Clearwater   | 0-0        | 6.14        | 4        | 0        | 0        | 0        | 0        | 7.1         | 7        | 5        | 5        | 0        | 0        | 6        | 9         | 4        | 1        | .259        |
| <b>Minors Totals</b> |              | <b>0-0</b> | <b>6.35</b> | <b>7</b> | <b>0</b> | <b>0</b> | <b>0</b> | <b>1</b> | <b>11.1</b> | <b>9</b> | <b>8</b> | <b>8</b> | <b>0</b> | <b>0</b> | <b>9</b> | <b>12</b> | <b>5</b> | <b>1</b> | <b>.220</b> |

**WARD, NICHOLAS DANIEL (Nick)**... INF... B-T: L-R... HT: 5-10; WT: 175... BORN: October 19, 1995, Wynnewood, PA... RESIDES: Kennett Square, PA... HOW OBTAINED: Signed by Phillies as a minor league free agent, 12/19/22... SIGNED BY: Matthew Higginson... EDUCATION: Attended Virginia Commonwealth University and West Chester University (PA)... Attended Unionville HS (PA)... MISC: Originally selected by OAK in 34th round of 2018 MLB Draft.

2022: Spent second season with Washington in the independent Frontier League... Following the season, played for Adelaide in the Australian Baseball League... 2021: Played for Washington in the FL... 2020: Played for Steel City in the independent Washington League... 2019: Began season with Beloit (A) and had a stint with Vermont (A), 5/28-6/27... 2018: Began pro career with Arizona League Athletics (R)... Made the jump all the way to Nashville (AAA) at the end of the season, appearing in 2 games.

| YEAR                 | CLUB              | AVG         | G          | AB         | R         | H          | 2B        | 3B        | HR       | RBI       | SH       | SF       | HP        | BB        | SO         | SB        | CS       | OBP         | SLG         | OPS         | E         |
|----------------------|-------------------|-------------|------------|------------|-----------|------------|-----------|-----------|----------|-----------|----------|----------|-----------|-----------|------------|-----------|----------|-------------|-------------|-------------|-----------|
| 2018                 | AZL Athletics     | .273        | 48         | 154        | 33        | 42         | 4         | 7         | 2        | 27        | 0        | 2        | 4         | 30        | 37         | 8         | 4        | .400        | .429        | .829        | 4         |
|                      | Nashville         | .000        | 2          | 3          | 0         | 0          | 0         | 0         | 0        | 0         | 0        | 0        | 0         | 0         | 1          | 0         | 0        | .000        | .000        | .000        | 0         |
| 2019                 | Beloit            | .232        | 85         | 293        | 35        | 68         | 10        | 3         | 4        | 35        | 2        | 2        | 6         | 40        | 91         | 6         | 1        | .334        | .328        | .662        | 13        |
|                      | Vermont           | .267        | 13         | 45         | 13        | 12         | 2         | 0         | 2        | 5         | 0        | 1        | 3         | 11        | 6          | 0         | 1        | .433        | .444        | .877        | 4         |
| 2020                 | Steel City (Ind.) | .373        | 18         | 67         | 17        | 25         | 5         | 1         | 4        | 12        | 0        | 0        | 2         | 12        | 9          | 4         | 0        | .482        | .657        | 1.138       | -         |
| 2021                 | Washington (Ind.) | .269        | 80         | 279        | 50        | 75         | 18        | 3         | 5        | 37        | 5        | 7        | 11        | 67        | 37         | 21        | 9        | .420        | .409        | .829        | 4         |
| 2022                 | Washington (Ind.) | .349        | 82         | 292        | 71        | 102        | 16        | 3         | 19       | 37        | 2        | 1        | 10        | 63        | 49         | 18        | 6        | .478        | .620        | 1.098       | 0         |
| <b>Minors Totals</b> |                   | <b>.246</b> | <b>148</b> | <b>495</b> | <b>81</b> | <b>122</b> | <b>16</b> | <b>10</b> | <b>8</b> | <b>67</b> | <b>2</b> | <b>5</b> | <b>13</b> | <b>81</b> | <b>135</b> | <b>14</b> | <b>6</b> | <b>.364</b> | <b>.368</b> | <b>.732</b> | <b>29</b> |

**WARREN, ZACHARY WILLIAM (Zach)**... LHP... B-T: L-L... HT: 6-4; WT: 205... BORN: June 9, 1996, Vineland, NJ... RESIDES: Lebanon, PA... HOW OBTAINED: Selected by Phillies in 14th round of 2017 MLB Draft... SIGNED BY: Timi Moni... EDUCATION: Attended the University of Tennessee... 2014 graduate of St. Augustine Preparatory School (NJ)... MISC: Selected by PIT in 23rd round of 2014 MLB Draft, but did not sign.

2022: Started season with Reading (AA)... Promoted to Lehigh Valley (AAA), 4/21... Was on the IL, 5/2-19, with thoracic spine pain/discomfort... Did not allow an earned run in 11 of 14 June and July games (14.0 IP)... 2021: Attended ML spring training as a non-roster invitee... Spent most of season with Reading, leading the club in appearances (37)... Had a stint with Lehigh Valley, 6/24-28... At Reading, averaged 14.21 SO/9.0 IP (70 SO/44.1 IP) while holding opponents to a .177 AVG (28-158) and .285 SLG... Stranded 9 of 12 inherited base runners (75.0%)... While pitching for Reading, posted a sub-3.00 ERA in each calendar month: 2.92 in May, 2.35 in June, 2.38 in July, 2.79 in August and 2.70 in September... Held RHH to a .142 AVG (15-106) with 51 strikeouts at Reading... 2020: Was a non-roster invitee to ML spring training, but was not on the Phillies' player pool roster... 2019: Spent season with Clearwater (A)... Was on the IL, 4/17-27, with a concussion... Had a 16.1-inning scoreless streak, 5/26-6/30, during which he struck out 24 batters... Struck out 3 or more batters in 13 of his appearances and at least 1 in 36 of 40... Averaged 12.00 SO/9.0 IP (80 SO/60.0 IP)... Following the season, pitched for Scottsdale in the Arizona Fall League... 2018: Spent entire season with Lakewood (A)... Ranked 2nd in the South Atlantic League in saves (15), 4th in games finished (28) and 6th in games (39)... Was 2nd in SO/9.0 IP (15.88) and 3rd in OPP AVG (.172) among qualifying SAL relievers... Named Phillies Minor League Pitcher of the Month for August... Selected as Phillies Minor League Co-Pitcher of the Week, 8/27-9/3... Finished T-3rd in saves among all Phillies minor league pitchers... In 21 games following the All-Star break, posted a 0.68 ERA (2 ER, 26.1 IP) with 56 SO, a .126 OPP AVG and converted all 14 of his save opportunities... Recorded at least 1 strikeout in 38 of his 39 relief appearances... Limited LHH to a .115 AVG (9-78) and .154 SLG... 2017: Began professional career with Williamsport (A)... Averaged 10.91 SO/9.0 IP (40 SO/33.0 IP)... Held LHH to a .149 AVG (7-47)... Ended season riding a 14.2-inning scoreless streak, which began on 8/17... Participated in Florida Instructional League.

| YEAR                 | CLUB          | W-L         | ERA         | G          | GS       | CG       | SHO      | SV        | IP           | H          | R          | ER        | HR        | HB       | BB         | SO         | WP        | BK       | AVG         |
|----------------------|---------------|-------------|-------------|------------|----------|----------|----------|-----------|--------------|------------|------------|-----------|-----------|----------|------------|------------|-----------|----------|-------------|
| 2017                 | Williamsport  | 0-3         | 3.00        | 16         | 0        | 0        | 0        | 0         | 33.0         | 29         | 14         | 11        | 0         | 0        | 15         | 40         | 5         | 0        | .236        |
| 2018                 | Lakewood      | 3-2         | 1.91        | 39         | 0        | 0        | 0        | 15        | 56.2         | 33         | 15         | 12        | 2         | 3        | 28         | 100        | 9         | 0        | .172        |
| 2019                 | Clearwater    | 1-3         | 3.30        | 40         | 0        | 0        | 0        | 7         | 60.0         | 43         | 25         | 22        | 2         | 1        | 38         | 80         | 15        | 0        | .199        |
| 2020                 | Did not pitch |             |             |            |          |          |          |           |              |            |            |           |           |          |            |            |           |          |             |
| 2021                 | Reading       | 1-2         | 2.64        | 37         | 0        | 0        | 0        | 3         | 44.1         | 28         | 17         | 13        | 5         | 1        | 34         | 70         | 8         | 0        | .177        |
|                      | Lehigh Valley | 0-0         | 60.75       | 2          | 0        | 0        | 0        | 0         | 1.1          | 8          | 9          | 9         | 0         | 0        | 3          | 2          | 1         | 0        | .667        |
| 2022                 | Reading       | 0-0         | 0.00        | 5          | 0        | 0        | 0        | 0         | 5.2          | 4          | 0          | 0         | 0         | 0        | 9          | 1          | 0         | .200     |             |
|                      | Lehigh Valley | 1-0         | 7.94        | 26         | 0        | 0        | 0        | 0         | 22.2         | 23         | 20         | 20        | 1         | 2        | 26         | 20         | 8         | 1        | .261        |
| <b>Minors Totals</b> |               | <b>6-10</b> | <b>3.50</b> | <b>165</b> | <b>0</b> | <b>0</b> | <b>0</b> | <b>25</b> | <b>223.2</b> | <b>168</b> | <b>100</b> | <b>87</b> | <b>10</b> | <b>7</b> | <b>144</b> | <b>321</b> | <b>47</b> | <b>1</b> | <b>.208</b> |

**WEBSTER, CHASE**... RHP... B-T: R-R... HT: 6-4; WT: 225... BORN: September 12, 1999, Mesa, AZ... RESIDES: Gilbert, AZ... HOW OBTAINED: Signed by Phillies as an amateur free agent, 8/23/22... SIGNED BY: Hilton Richardson... EDUCATION: 2022 graduate of Arizona State University... 2018 graduate of Mesquite HS (AZ).

2022: Began professional career with Clearwater (A)... Participated in Florida Instructional League.

| YEAR | CLUB       | W-L | ERA  | G | GS | CG | SHO | SV | IP  | H | R | ER | HR | HB | BB | SO | WP | BK | AVG  |
|------|------------|-----|------|---|----|----|-----|----|-----|---|---|----|----|----|----|----|----|----|------|
| 2022 | Clearwater | 0-1 | 7.71 | 2 | 0  | 0  | 0   | 0  | 2.1 | 1 | 2 | 2  | 0  | 1  | 2  | 5  | 0  | 0  | .125 |

**WETHERBEE, JARED COLE**... LHP... B-T: L-L... HT: 5-10; WT: 205... BORN: August 14, 1998, Worcester, MA... RESIDES: Fiskdale, MA... HOW OBTAINED: Signed by Phillies as a non-drafted free agent, 7/20/21... SIGNED BY: Kellan McKeon... EDUCATION: 2021 graduate of Elon University (NC)... 2017 graduate of Avon Old Farms School (CT).

2022: Spent majority of season with Clearwater (A)... Pitched 1 game for Florida Complex League Phillies (R)... Struck out 32.5% (38-117) of batters faced and averaged 13.68 SO/9.0 IP (25.0 IP)... 2021: Began professional career with FCL Phillies... Promoted to Clearwater, 8/20... Overall, struck out 19 of the 44 batters he faced (43.2%) and held opponents to a .310 OPS.

| YEAR                 | CLUB         | W-L        | ERA         | G         | GS       | CG       | SHO      | SV       | IP          | H         | R         | ER        | HR       | HB       | BB        | SO        | WP       | BK       | AVG         |
|----------------------|--------------|------------|-------------|-----------|----------|----------|----------|----------|-------------|-----------|-----------|-----------|----------|----------|-----------|-----------|----------|----------|-------------|
| 2021                 | FCL Phillies | 0-0        | 0.00        | 2         | 0        | 0        | 0        | 0        | 3.0         | 2         | 2         | 0         | 0        | 0        | 2         | 4         | 0        | 0        | .167        |
|                      | Clearwater   | 1-0        | 1.08        | 8         | 0        | 0        | 0        | 3        | 8.1         | 1         | 1         | 1         | 0        | 0        | 4         | 15        | 1        | 0        | .038        |
| 2022                 | Clearwater   | 1-1        | 4.50        | 19        | 0        | 0        | 0        | 1        | 24.0        | 17        | 14        | 12        | 2        | 2        | 26        | 36        | 4        | 0        | .205        |
|                      | FCL Phillies | 0-0        | 0.00        | 1         | 0        | 0        | 0        | 0        | 1.0         | 1         | 0         | 0         | 0        | 0        | 1         | 2         | 0        | 0        | .250        |
| <b>Minors Totals</b> |              | <b>2-1</b> | <b>3.22</b> | <b>30</b> | <b>0</b> | <b>0</b> | <b>0</b> | <b>4</b> | <b>36.1</b> | <b>21</b> | <b>17</b> | <b>13</b> | <b>2</b> | <b>2</b> | <b>33</b> | <b>57</b> | <b>5</b> | <b>0</b> | <b>.168</b> |

**WHITLEY, GARRETT ALAN**...OF... B-T: R-R... HT: 6-1; WT: 205... BORN: March 13, 1997, Melrose, MA... RESIDES: Niskayuna, NY... HOW OBTAINED: Signed by Phillies as a minor league free agent, 12/23/22... SIGNED BY: Tim Alexander... EDUCATION: 2015 graduate of Niskayuna HS... MISC: Originally selected by TB in 1st round (13th overall) of 2015 MLB Draft.

2022: Split season between Nashville (AAA) and Biloxi (AA)... Had 58 walks in 88 games, posting a .355 OBP... 2021: Split season between Montgomery (AA) and Durham (AAA), combining to hit 13 HR, 35 RBI, 12 SB in 88 total games... 2020: Played for Rockland in the independent All-American Baseball Challenge... 2019: Spent season with Charlotte (A)... 2018: Missed entire season recovering from right shoulder labrum surgery... 2017: Spent season with Bowling Green (A)... On the IL, 5/8-18, with a right hamstring strain... Following the season, played for Perth in the Australian Baseball league... 2016: Spent season with Hudson Valley (A)... 2015: Began pro career with Gulf Coast League Rays (R) and was promoted to Hudson Valley on 8/27.

| YEAR                 | CLUB                   | AVG         | G          | AB          | R          | H          | 2B        | 3B        | HR        | RBI        | SH       | SF       | HP        | BB         | SO         | SB        | CS        | OBP         | SLG         | OPS         | E        |
|----------------------|------------------------|-------------|------------|-------------|------------|------------|-----------|-----------|-----------|------------|----------|----------|-----------|------------|------------|-----------|-----------|-------------|-------------|-------------|----------|
| 2015                 | GCL Rays               | .188        | 30         | 96          | 12         | 18         | 4         | 2         | 3         | 13         | 0        | 2        | 2         | 16         | 25         | 5         | 4         | .310        | .365        | .675        | 0        |
|                      | Hudson Valley          | .143        | 12         | 42          | 3          | 6          | 0         | 1         | 0         | 4          | 0        | 0        | 1         | 5          | 12         | 3         | 1         | .250        | .190        | .440        | 0        |
| 2016                 | Hudson Valley          | .266        | 65         | 256         | 38         | 68         | 12        | 7         | 1         | 31         | 0        | 0        | 6         | 30         | 75         | 21        | 5         | .356        | .379        | .735        | 1        |
| 2017                 | Bowling Green          | .249        | 104        | 358         | 65         | 89         | 18        | 4         | 13        | 61         | 3        | 1        | 7         | 57         | 122        | 21        | 4         | .362        | .430        | .792        | 3        |
| 2018                 | Injured - Did not play |             |            |             |            |            |           |           |           |            |          |          |           |            |            |           |           |             |             |             |          |
| 2019                 | Charlotte              | .226        | 114        | 371         | 51         | 84         | 25        | 7         | 10        | 40         | 2        | 2        | 2         | 62         | 163        | 16        | 12        | .339        | .412        | .751        | 1        |
| 2020                 | Rockland (Ind.)        | .227        | 12         | 44          | 8          | 10         | 2         | 0         | 3         | 5          | 0        | 0        | 0         | 8          | 19         | 3         | 0         | .346        | .477        | .824        | -        |
| 2021                 | Montgomery             | .255        | 57         | 200         | 44         | 51         | 14        | 2         | 11        | 24         | 1        | 1        | 7         | 30         | 67         | 9         | 4         | .370        | .510        | .880        | 0        |
|                      | Durham                 | .172        | 31         | 93          | 16         | 16         | 4         | 1         | 2         | 11         | 0        | 2        | 4         | 9          | 36         | 3         | 0         | .269        | .301        | .570        | 0        |
| 2022                 | Nashville              | .196        | 48         | 148         | 29         | 29         | 8         | 0         | 3         | 13         | 0        | 0        | 2         | 36         | 66         | 9         | 2         | .360        | .311        | .671        | 0        |
|                      | Biloxi                 | .245        | 40         | 143         | 21         | 35         | 8         | 1         | 7         | 22         | 0        | 0        | 1         | 22         | 49         | 10        | 3         | .349        | .462        | .811        | 0        |
| <b>Minors Totals</b> |                        | <b>.232</b> | <b>501</b> | <b>1707</b> | <b>279</b> | <b>396</b> | <b>93</b> | <b>25</b> | <b>50</b> | <b>219</b> | <b>6</b> | <b>8</b> | <b>32</b> | <b>267</b> | <b>615</b> | <b>97</b> | <b>35</b> | <b>.345</b> | <b>.404</b> | <b>.749</b> | <b>5</b> |

**WILKERSON-COLLINS, NICHOLAS TY (Ty)**... RHP... B-T: L-R... HT: 6-4; WT: 172... BORN: August 29, 2001, Los Angeles, CA... RESIDES: Seminole, FL... HOW OBTAINED: Selected by Phillies in 16th round of 2021 MLB Draft... SIGNED BY: Chris Duffy... EDUCATION: Attended Glendale CC (CA)... 2020 graduate of St. John Bosco HS (CA).

2022: Pitched in 9 games for Florida Complex League Phillies (R)... 2021: Made professional debut with FCL Phillies... Participated in Florida Instructional league.

| YEAR                 | CLUB         | W-L        | ERA         | G         | GS       | CG       | SHO      | SV       | IP          | H         | R         | ER       | HR       | HB       | BB        | SO        | WP       | BK       | AVG         |
|----------------------|--------------|------------|-------------|-----------|----------|----------|----------|----------|-------------|-----------|-----------|----------|----------|----------|-----------|-----------|----------|----------|-------------|
| 2021                 | FCL Phillies | 1-0        | 10.80       | 4         | 0        | 0        | 0        | 0        | 3.1         | 3         | 5         | 4        | 1        | 0        | 8         | 5         | 4        | 0        | .231        |
| 2022                 | FCL Phillies | 2-0        | 3.86        | 9         | 0        | 0        | 0        | 0        | 9.1         | 10        | 5         | 4        | 0        | 2        | 7         | 12        | 4        | 0        | .278        |
| <b>Minors Totals</b> |              | <b>3-0</b> | <b>5.68</b> | <b>13</b> | <b>0</b> | <b>0</b> | <b>0</b> | <b>0</b> | <b>12.2</b> | <b>13</b> | <b>10</b> | <b>8</b> | <b>1</b> | <b>2</b> | <b>15</b> | <b>17</b> | <b>8</b> | <b>0</b> | <b>.265</b> |

**WILKINSON, DANIEL (Danny)**... LHP... B-T: L-L... HT: 6-1; WT: 190... BORN: October 19, 2000, Scotch Plains, NJ... RESIDES: Scotch Plains... HOW OBTAINED: Signed by Phillies as a non-drafted free agent, 7/25/22... SIGNED BY: Jeff Zona Jr... EDUCATION: Attended Villanova University (PA)... 2019 graduate of Scotch Plains - Fanwood HS (NJ)... MISC: Ranked T-4th in Villanova history with 15 career saves.

**WILSON, ETHAN BRENT**... **OF**... **B-T:** L-L... **HT:** 6-2; **WT:** 213... **BORN:** November 7, 1999, Andalusia, AL... **RESIDES:** Andalusia... **HOW OBTAINED:** Selected by Phillies in 2nd round of 2021 MLB Draft... **SIGNED BY:** Mike Stauffer... **EDUCATION:** Attended University of South Alabama... 2018 graduate of Andalusia HS... **MISC:** During his junior year in 2021, was selected to the All-Sun Belt Conference First Team and posted a .318/.419/.528 slash line with 33 walks to 21 strikeouts... Was a 2021 *Baseball America* Preseason First-Team All-American... In 2019 as a freshman, hit 17 HR with a 1.139 OPS in 56 games while earning several accolades, including being named *Collegiate Baseball* Co-Freshman of the Year and Sun Belt Conference Player of the Year.

**2022:** Spent most of the season with Jersey Shore (A)... Promoted to Reading (AA), 8/25... Ranked T-3rd among all Phillies minor league hitters in stolen bases (26)... Posted a .291 AVG (32-110) with 39 RBI with RISP... Following the season, was named the No. 9 prospect in the Phillies system by *Baseball America*... **2021:** Began professional career with Clearwater (A)... Made starts at each OF position... Following the season, was ranked as the No. 5 prospect in the Phillies organization, according to *Baseball America*... Participated in Florida Instructional League.

| YEAR                 | CLUB         | AVG         | G          | AB         | R         | H          | 2B        | 3B       | HR        | RBI       | SH       | SF       | HP       | BB        | SO         | SB        | CS        | OBP         | SLG         | OPS         | E        |
|----------------------|--------------|-------------|------------|------------|-----------|------------|-----------|----------|-----------|-----------|----------|----------|----------|-----------|------------|-----------|-----------|-------------|-------------|-------------|----------|
| 2021                 | Clearwater   | .215        | 30         | 107        | 15        | 23         | 4         | 2        | 3         | 17        | 0        | 0        | 0        | 10        | 25         | 2         | 2         | .282        | .374        | .656        | 0        |
| 2022                 | Jersey Shore | .238        | 112        | 424        | 39        | 101        | 20        | 2        | 7         | 45        | 0        | 2        | 4        | 28        | 93         | 25        | 7         | .290        | .344        | .634        | 3        |
|                      | Reading      | .214        | 18         | 70         | 7         | 15         | 2         | 0        | 1         | 3         | 1        | 0        | 2        | 5         | 21         | 1         | 2         | .286        | .286        | .572        | 0        |
| <b>Minors Totals</b> |              | <b>.231</b> | <b>160</b> | <b>601</b> | <b>61</b> | <b>139</b> | <b>26</b> | <b>4</b> | <b>11</b> | <b>65</b> | <b>1</b> | <b>2</b> | <b>6</b> | <b>43</b> | <b>139</b> | <b>28</b> | <b>11</b> | <b>.288</b> | <b>.343</b> | <b>.631</b> | <b>3</b> |

**WOODWARD, JOHN POWELL (JP)**... **LHP**... **B-T:** L-L... **HT:** 6-6; **WT:** 225... **BORN:** November 13, 1998, Red Bank, NJ... **RESIDES:** Baltimore, MD... **HOW OBTAINED:** Signed by Phillies as a non-drafted free agent, 6/15/20... **SIGNED BY:** Jeff Zona Jr... **EDUCATION:** Attended Lafayette College (PA)... 2017 graduate of The Boys' Latin School of Maryland... **MISC:** In a shortened 2020 collegiate season, recorded a team-best 22 strikeouts over his 4 starts (20.1 IP)... Was named to the Patriot League Academic Honor Roll in each of his 3 seasons at Lafayette.

**2022:** Spent the season with Jersey Shore (A)... Was on the IL (left elbow impingement), 8/28-end of the season... Averaged 9.71 SO/9.0 IP (41 SO, 38.0 IP)... **2021:** Began season with Clearwater (A)... Was on the temporarily inactive list, 5/29-31... Promoted to Jersey Shore, 6/24... Was on the IL, 7/15-8/20 (left elbow sprain), which included a rehab assignment to Florida Complex League Phillies (R)... In 28 relief appearances overall, posted a 2.97 ERA (12 ER, 36.1 IP)... Participated in Florida Instructional League... **2020:** Did not pitch.

| YEAR                 | CLUB          | W-L        | ERA         | G         | GS       | CG       | SHO      | SV       | IP          | H         | R         | ER        | HR       | HB       | BB        | SO        | WP       | BK       | AVG         |  |
|----------------------|---------------|------------|-------------|-----------|----------|----------|----------|----------|-------------|-----------|-----------|-----------|----------|----------|-----------|-----------|----------|----------|-------------|--|
| 2020                 | Did not pitch |            |             |           |          |          |          |          |             |           |           |           |          |          |           |           |          |          |             |  |
| 2021                 | Clearwater    | 1-0        | 2.08        | 14        | 0        | 0        | 0        | 0        | 17.1        | 10        | 5         | 4         | 1        | 1        | 6         | 18        | 0        | 0        | .169        |  |
|                      | Jersey Shore  | 0-0        | 4.00        | 13        | 0        | 0        | 0        | 1        | 18.0        | 23        | 18        | 8         | 3        | 2        | 9         | 17        | 2        | 0        | .299        |  |
|                      | FCL Phillies  | 1-0        | 0.00        | 1         | 0        | 0        | 0        | 0        | 1.0         | 0         | 0         | 0         | 0        | 0        | 0         | 1         | 0        | 0        | .000        |  |
| 2022                 | Jersey Shore  | 3-4        | 6.87        | 32        | 0        | 0        | 0        | 0        | 38.0        | 48        | 35        | 29        | 2        | 6        | 16        | 41        | 6        | 1        | .296        |  |
| <b>Minors Totals</b> |               | <b>5-4</b> | <b>4.96</b> | <b>60</b> | <b>0</b> | <b>0</b> | <b>0</b> | <b>1</b> | <b>74.1</b> | <b>81</b> | <b>58</b> | <b>41</b> | <b>6</b> | <b>9</b> | <b>31</b> | <b>77</b> | <b>8</b> | <b>1</b> | <b>.269</b> |  |

**WYNNE, CAMERON BROOKE (Cam)**... **RHP**... **B-T:** R-R... **HT:** 6-5; **WT:** 230... **BORN:** January 11, 1999, Kearney, NE... **RESIDES:** Lincoln, NE... **HOW OBTAINED:** Selected by Phillies in 20th round of 2021 MLB Draft... **SIGNED BY:** Justin Munson... **EDUCATION:** Attended University of Nebraska, Texas A&M University and Johnson County CC (KS)... 2017 graduate of Lincoln HS.

**2022:** Spent season with Clearwater (A)... Was on the IL (right elbow sprain), 5/19-8/11, which included a rehab assignment to Florida Complex League Phillies (R)... With Clearwater, did not allow an earned run in 13 of 16 appearances... Participated in Florida Instructional League... **2021:** Made professional debut with Clearwater... Was on the IL, 9/10-17 (right hip strain)... Participated in FIL.

| YEAR                 | CLUB         | W-L        | ERA         | G         | GS       | CG       | SHO      | SV       | IP          | H         | R         | ER        | HR       | HB       | BB        | SO        | WP       | BK       | AVG         |
|----------------------|--------------|------------|-------------|-----------|----------|----------|----------|----------|-------------|-----------|-----------|-----------|----------|----------|-----------|-----------|----------|----------|-------------|
| 2021                 | Clearwater   | 0-0        | 6.75        | 7         | 0        | 0        | 0        | 1        | 9.1         | 12        | 15        | 7         | 1        | 1        | 9         | 10        | 3        | 0        | .293        |
| 2022                 | Clearwater   | 0-3        | 1.25        | 16        | 0        | 0        | 0        | 1        | 21.2        | 20        | 10        | 3         | 2        | 1        | 10        | 25        | 1        | 1        | .247        |
|                      | FCL Phillies | 0-0        | 13.50       | 2         | 0        | 0        | 0        | 0        | 2.0         | 4         | 3         | 3         | 0        | 0        | 0         | 1         | 0        | 0        | .400        |
| <b>Minors Totals</b> |              | <b>0-3</b> | <b>3.55</b> | <b>25</b> | <b>0</b> | <b>0</b> | <b>0</b> | <b>2</b> | <b>33.0</b> | <b>36</b> | <b>28</b> | <b>13</b> | <b>3</b> | <b>2</b> | <b>19</b> | <b>36</b> | <b>4</b> | <b>1</b> | <b>.273</b> |

**YÁÑEZ, GABRIEL DAVID**... **LHP**... **B-T:** L-L... **HT:** 6-3; **WT:** 223... **BORN:** July 22, 1999, El Tigre, VZ... **RESIDES:** El Tigre... **HOW OBTAINED:** Signed by Phillies as an amateur free agent, 1/13/17... **SIGNED BY:** Jesús Méndez.

**2022:** Spent season with Clearwater (A)... Posted a 4.46 SO/BB ratio and ranked 6th on the team in strikeouts... **2021:** Began season with Clearwater... Was on the COVID-related IL, 8/3-27, which included a rehab assignment to Florida Complex League Phillies (R)... Promoted to Jersey Shore (A), 8/28... Combined to go 6-0 with a 2.32 ERA (11 ER, 42.2 IP) and averaged 11.81 SO/9.0 IP (56 SO) in 29 relief appearances... Held LHH to a .143 AVG (6-42) with 1 XBH (double)... Had at least 1 SO in 27 of his 29 games... **2020:** Did not pitch... **2019:** Began season with Gulf Coast League Phillies East (R)... Promoted to Williamsport (A) on 8/8 for remainder of season... Allowed 3 ER in his first 19.1 IP (1.40 ERA) between the two levels... **2018:** Appeared in 15 games (3 GS) with GCL Phillies East... Had 33 SO to 3 BB... **2017:** Began professional career with Dominican Summer League Phillies Red (R).



**YÁNEZ (continued)**

| YEAR                 | CLUB           | W-L        | ERA         | G         | GS       | CG       | SHO      | SV       | IP           | H          | R         | ER        | HR        | HB       | BB        | SO         | WP        | BK       | AVG         |
|----------------------|----------------|------------|-------------|-----------|----------|----------|----------|----------|--------------|------------|-----------|-----------|-----------|----------|-----------|------------|-----------|----------|-------------|
| 2017                 | DSL Phillies-R | 0-0        | 0.00        | 3         | 0        | 0        | 0        | 0        | 4.0          | 2          | 0         | 0         | 0         | 0        | 0         | 1          | 0         | 0        | .154        |
| 2018                 | GCL Phillies-E | 0-0        | 6.43        | 15        | 3        | 0        | 0        | 2        | 35.0         | 53         | 26        | 25        | 4         | 2        | 3         | 33         | 2         | 0        | .344        |
| 2019                 | GCL Phillies-E | 0-0        | 1.33        | 7         | 3        | 0        | 0        | 0        | 20.1         | 17         | 4         | 3         | 0         | 2        | 3         | 14         | 1         | 0        | .227        |
|                      | Williamsport   | 0-1        | 3.32        | 5         | 1        | 0        | 0        | 1        | 19.0         | 15         | 7         | 7         | 1         | 1        | 5         | 16         | 0         | 1        | .211        |
| 2020                 | Did not pitch  |            |             |           |          |          |          |          |              |            |           |           |           |          |           |            |           |          |             |
| 2021                 | Clearwater     | 5-0        | 2.14        | 22        | 0        | 0        | 0        | 1        | 33.2         | 33         | 12        | 8         | 5         | 0        | 14        | 46         | 4         | 1        | .252        |
|                      | FCL Phillies   | 0-0        | 0.00        | 1         | 0        | 0        | 0        | 0        | 1.0          | 0          | 0         | 0         | 0         | 0        | 0         | 1          | 0         | 0        | .000        |
|                      | Jersey Shore   | 1-0        | 3.38        | 6         | 0        | 0        | 0        | 1        | 8.0          | 6          | 5         | 3         | 0         | 0        | 4         | 9          | 0         | 0        | .207        |
| 2022                 | Clearwater     | 3-4        | 3.22        | 33        | 0        | 0        | 0        | 2        | 50.1         | 44         | 25        | 18        | 3         | 3        | 13        | 58         | 5         | 0        | .232        |
| <b>Minors Totals</b> |                | <b>9-5</b> | <b>3.36</b> | <b>92</b> | <b>7</b> | <b>0</b> | <b>0</b> | <b>7</b> | <b>171.1</b> | <b>170</b> | <b>79</b> | <b>64</b> | <b>13</b> | <b>8</b> | <b>42</b> | <b>178</b> | <b>12</b> | <b>2</b> | <b>.255</b> |

**YONAMINE, MICAH TODD**... C... **B-T:** R-R... **HT:** 6-3; **WT:** 205... **BORN:** October 10, 2000, Honolulu, HI... **RESIDES:** Honolulu... **HOW OBTAINED:** Selected by Phillies in 29th round of 2019 MLB Draft... **SIGNED BY:** Demerius Pittman... **EDUCATION:** 2019 graduate of Iolani HS (HI).

**2022:** Played for Clearwater (A)... Reached base in 11 of 15 May games and posted a .411 OBP (56 PA)... **2021:** Began season with Clearwater... Was on the COVID-related IL, 7/29-9/2, which included a rehab assignment to Florida Complex League Phillies (R)... Transferred to FCL Phillies, 9/3... Had 20 walks to 7 strikeouts... Defensively, made starts at catcher and 1st base... Participated in Florida Instructional League... **2020:** Participated in FIL... **2019:** Began pro career with Gulf Coast League Phillies East (R)... Participated in FIL.

| YEAR                 | CLUB           | AVG         | G          | AB         | R         | H         | 2B        | 3B       | HR       | RBI       | SH       | SF       | HP       | BB        | SO         | SB       | CS       | OBP         | SLG         | OPS         | E         |
|----------------------|----------------|-------------|------------|------------|-----------|-----------|-----------|----------|----------|-----------|----------|----------|----------|-----------|------------|----------|----------|-------------|-------------|-------------|-----------|
| 2019                 | GCL Phillies-E | .159        | 29         | 69         | 8         | 11        | 2         | 0        | 0        | 9         | 0        | 0        | 0        | 8         | 22         | 1        | 1        | .247        | .188        | .435        | 3         |
| 2020                 | Did not play   |             |            |            |           |           |           |          |          |           |          |          |          |           |            |          |          |             |             |             |           |
| 2021                 | Clearwater     | .211        | 16         | 38         | 6         | 8         | 1         | 0        | 0        | 5         | 2        | 0        | 0        | 18        | 6          | 0        | 0        | .464        | .237        | .701        | 1         |
|                      | FCL Phillies   | .200        | 5          | 10         | 0         | 2         | 2         | 0        | 0        | 3         | 0        | 0        | 1        | 2         | 1          | 0        | 0        | .385        | .400        | .785        | 1         |
| 2022                 | Clearwater     | .240        | 78         | 262        | 21        | 63        | 7         | 2        | 4        | 28        | 2        | 3        | 4        | 30        | 87         | 2        | 1        | .324        | .328        | .652        | 8         |
| <b>Minors Totals</b> |                | <b>.222</b> | <b>128</b> | <b>379</b> | <b>35</b> | <b>84</b> | <b>12</b> | <b>2</b> | <b>4</b> | <b>45</b> | <b>4</b> | <b>3</b> | <b>5</b> | <b>58</b> | <b>116</b> | <b>3</b> | <b>2</b> | <b>.330</b> | <b>.296</b> | <b>.626</b> | <b>13</b> |

**ZARBNIŠKY, BRADEN JAMES**... RHP... **B-T:** L-R... **HT:** 6-2; **WT:** 190... **BORN:** December 26, 1996, Marietta, GA... **RESIDES:** Marietta... **HOW OBTAINED:** Signed by Phillies as a non-drafted free agent, 7/21/20... **SIGNED BY:** Greg Schilz... **EDUCATION:** 2020 graduate of West Virginia University... 2015 graduate of Pope HS (GA)... **MISC:** In a shortened 2020 collegiate season, batted a team-best .431 with 3 2B, 2 3B, 9 RBI, 16 runs, 13 SB and a 1.024 OPS in 16 games... His 13 SB ranked T-2nd among all Division I players... Also made 4 scoreless relief appearances (4.2 IP), allowing just 1 hit with 8 strikeouts... As a sophomore in 2017, earned many accolades, including being a finalist for the John Olerud Two-Way Player of the Year Award and being named District II Player of the Year and All-America Third Team by the National Collegiate Baseball Writers Association... Hit .304 (145-477) in his collegiate career while also posting a 3.58 ERA with 114 strikeouts in 108.0 innings over 54 games (8 starts).

**2022:** Pitched for Reading (AA)... Was on the IL (right ulnar nerve injury), 7/29-9/9... Limited LHH to a .225 AVG (16-71)... Did not allow a run in 6 June appearances (8.0 IP)... **2021:** Began season with Jersey Shore (A)... Promoted to Reading, 5/15, and to Lehigh Valley (AAA), 7/22... At Reading, had a 6.60 SO/BB ratio... Combined to post a 1.05 WHIP (13 BB, 39 H) in 49.1 innings and held opponents to a .211 AVG (39-185)... Tossed at least 2.0 innings in 16 of his 30 relief appearances... Was on the IL, 8/27-end of season (right elbow strain)... **2020:** Participated in Florida Instructional League.

| YEAR                 | CLUB          | W-L        | ERA         | G         | GS       | CG       | SHO      | SV       | IP          | H         | R         | ER        | HR        | HB       | BB        | SO         | WP       | BK       | AVG         |
|----------------------|---------------|------------|-------------|-----------|----------|----------|----------|----------|-------------|-----------|-----------|-----------|-----------|----------|-----------|------------|----------|----------|-------------|
| 2020                 | Did not pitch |            |             |           |          |          |          |          |             |           |           |           |           |          |           |            |          |          |             |
| 2021                 | Jersey Shore  | 1-1        | 1.69        | 3         | 0        | 0        | 0        | 0        | 5.1         | 6         | 1         | 1         | 1         | 0        | 3         | 7          | 0        | 0        | .286        |
|                      | Reading       | 4-1        | 3.26        | 19        | 0        | 0        | 0        | 5        | 30.1        | 21        | 12        | 11        | 6         | 0        | 5         | 33         | 2        | 0        | .189        |
|                      | Lehigh Valley | 1-1        | 7.24        | 8         | 0        | 0        | 0        | 0        | 13.2        | 12        | 13        | 11        | 4         | 2        | 5         | 11         | 0        | 0        | .226        |
| 2022                 | Reading       | 1-1        | 4.60        | 30        | 1        | 0        | 0        | 2        | 43.0        | 39        | 23        | 22        | 14        | 1        | 14        | 53         | 6        | 1        | .239        |
| <b>Minors Totals</b> |               | <b>7-4</b> | <b>4.39</b> | <b>60</b> | <b>1</b> | <b>0</b> | <b>0</b> | <b>7</b> | <b>92.1</b> | <b>78</b> | <b>49</b> | <b>45</b> | <b>25</b> | <b>3</b> | <b>27</b> | <b>104</b> | <b>8</b> | <b>1</b> | <b>.224</b> |

**ZUÑIGA, EDGAR FERNANDO**... RHP... **B-T:** R-R... **HT:** 6-2; **WT:** 185... **BORN:** September 15, 2002, Ciudad Madero, MX... **RESIDES:** Ciudad Madero... **HOW OBTAINED:** Signed by Phillies as an amateur free agent, 1/4/20... **SIGNED BY:** Oneri Fleita, Charlie Gastelum and Jesús Méndez.

**2022:** Pitched for Dominican Summer League Phillies Red (R)... Recorded a 6.50 SO/BB ratio... Did not allow an earned run over his 4 appearances (7.1 IP) in August (0.55 WHIP)... **2021:** Began professional career with DSL Phillies White... **2020:** Did not pitch.

| YEAR                 | CLUB           | W-L        | ERA         | G         | GS       | CG       | SHO      | SV       | IP          | H         | R         | ER        | HR       | HB       | BB        | SO        | WP       | BK       | AVG         |
|----------------------|----------------|------------|-------------|-----------|----------|----------|----------|----------|-------------|-----------|-----------|-----------|----------|----------|-----------|-----------|----------|----------|-------------|
| 2020                 | Did not pitch  |            |             |           |          |          |          |          |             |           |           |           |          |          |           |           |          |          |             |
| 2021                 | DSL Phillies-W | 3-2        | 3.47        | 13        | 0        | 0        | 0        | 1        | 23.1        | 28        | 15        | 9         | 1        | 1        | 7         | 13        | 4        | 0        | .311        |
| 2022                 | DSL Phillies-R | 2-4        | 2.64        | 14        | 1        | 0        | 0        | 2        | 30.2        | 31        | 15        | 9         | 0        | 5        | 4         | 26        | 4        | 0        | .265        |
| <b>Minors Totals</b> |                | <b>5-6</b> | <b>3.00</b> | <b>27</b> | <b>1</b> | <b>0</b> | <b>0</b> | <b>3</b> | <b>54.0</b> | <b>59</b> | <b>30</b> | <b>18</b> | <b>1</b> | <b>6</b> | <b>11</b> | <b>39</b> | <b>8</b> | <b>0</b> | <b>.285</b> |

## GENERAL INFORMATION



## PHILLIES BROADCASTERS



### TOM MCCARTHY

Now in his 23rd season in the big leagues, Tom McCarthy is in the 16th year of his second tour of duty with the Phillies doing television play-by-play. In his first stint with the club, he spent five seasons (2001-05) as the host of the pre- and postgame radio shows, while also doing radio play-by-play. He also hosted his own weekday afternoon-drive show on ESPN Radio 920 AM, which concentrated on local sports. He spent the 2006-07 seasons as a radio broadcaster with the New York Mets on WFAN before returning to the Phillies in November 2007.

A graduate of The College of New Jersey (BA degree in communications), Tom spent six seasons with the Trenton Thunder, the former double-A affiliate of the Boston Red Sox. He was hired as director of public and media relations in 1993 and promoted to assistant general manager in 1996, while also working as one of the team's broadcasters, doing play-by-play on radio and television for CN8.

After the 1999 season, Tom left the Thunder to pursue a full-time career in broadcasting, creating the first local-driven show on ESPN Radio 1680 AM. He also used to work national shows for ESPN Radio.

Tom has done extensive broadcasting for collegiate sports in his career. He currently does NFL games for CBS, baseball for FOX, basketball and college football play-by-play for CBS College Sports Network (formerly CSTV) and NFL and college basketball games for Westwood One, after three years of doing NFL games with Sports USA Radio. Previously, he worked as the radio voice of the Saint Joseph's University men's basketball team (2004-09) and the play-by-play voice for Rutgers University football (2001-03), as well as Princeton University football (1995-2000) and men's basketball (1995-2003).

In 2000, Tom earned a Mid-Atlantic Emmy Award for his work on CN8 and is a two-time winner (2002 & 2004) of the Achievement in Radio Award for Best Local Sports Coverage. He also received the Radio/TV Excellence Award from the New Jersey Sportswriters Association in January 2007 and the Good Guy Award in 2009. He was inducted into the Trenton Baseball Hall of Fame in the summer of 2011 and had the radio booth at Trenton's Waterfront Park named after him. Additionally, he was named the 2013 Sportscaster of the Year by the National Sportscasters and Sportswriters Association and was inducted into the Irish American Baseball Hall of Fame in June 2019. In March 2022, Tom received the Bob Vetrone Award, which recognizes those whose service, professionalism and commitment have made a lasting contribution to the student-athletes and institutions of the Atlantic 10 Conference.

Born in Jersey City, N.J., Tom and his wife Meg live in Allentown, N.J. They have two sons, Patrick and Tommy, and two daughters, Maggie and Kerri. Patrick, a broadcaster for the New York Mets, filled in for his dad for a few games in 2021-22 when he was with triple-A Lehigh Valley.



### JOHN KRUK

One of the most popular and colorful players in Phillies history, John Kruk rejoined the club's broadcast team in January 2017. He had previously been a color analyst for the team in 2003, the final season at Veterans Stadium.

Prior to rejoining the Phillies broadcast team, John spent 13 years with ESPN as both a color commentator on "Sunday Night Baseball" and a studio analyst for "Baseball Tonight." He also worked for FOX and co-hosted "The Best Damn Sports Show Period." In 2001, he was a hitting coach for the Phillies' double-A team in Reading, Pa., before transitioning to a role assisting the club with suite sales for Citizens Bank Park. John also acted in several films, including the baseball-themed movie, *The Fan*, starring Robert DeNiro and Wesley Snipes.

John played 10 years in the major leagues, six of them with the Phillies, and was a member of the 1993 National League championship team when he posted career bests with a .316 batting average and a .430 on-base percentage. He made three consecutive All-Star teams (1991-93) as a Phillie, which included a memorable at-bat against future Hall of Famer Randy Johnson at the 1993 Midsummer Classic.

The San Diego Padres selected John in the third round of the 1981 draft. At the major league level, he played for the Padres (1986-89), Phillies (1989-94) and Chicago White Sox (1995). John finished his playing career with a .300 batting average, a .397 on-base percentage, 199 doubles, 100 home runs and 592 RBI in 1,200 games.

In 2003, John was selected to the All-Vet Team, which honored the best Phillies to play each position at Veterans Stadium, and he was inducted into the Phillies Wall of Fame in 2011.

John and his wife Melissa live in Naples, Fla., with their son Kyle and daughter Keira.

## PHILLIES BROADCASTERS

### BEN DAVIS



Ben Davis enters his ninth season in the booth after joining the Phillies broadcast team in February 2015. He previously spent four years as an in-studio baseball analyst for NBC Sports Philadelphia and made occasional appearances on 94.1 WIP's morning show.

A local product, Ben was selected by the San Diego Padres as the second overall pick in the 1995 draft out of Malvern Preparatory School and went on to have a seven-year major league career with the Padres (1998-2001), Seattle Mariners (2002-04) and Chicago White Sox (2004). Ben converted to pitcher for the final three seasons (2008-10) of his professional career, spent with single-A Sarasota in the Cincinnati Reds organization and the Camden Riversharks of the independent Atlantic League.

Ben currently resides in West Chester, Pa., with his wife Megan and their four children.

### RUBEN AMARO JR.



Over the past four decades, Ruben Amaro Jr. has held several positions with the Phillies – general manager, assistant general manager, player, bat boy and now color analyst. Ruben joined the broadcast team in 2020 for select Phillies telecasts and had his role expanded for the 2021 season. In addition, he joined MLB Network as an on-air analyst in March 2022.

A Philadelphia native, Ruben was a batboy for the Phillies from 1980-83 when his father, Ruben Sr., a former shortstop with the club, was first base coach. He is a 1983 graduate of the William Penn Charter School, where he played both baseball and soccer. In 1987, he earned a bachelor's degree in human biology from Stanford University and was a member of the NCAA championship baseball team.

After being selected by the Angels in the 11th round of the June 1987 draft, Ruben made his major league debut with the club in 1991. Following that season, he was traded to his hometown Phillies, where he spent five of his final seven big league seasons (1992-93, 96-98). His only time away was 1994-95, when he played for Cleveland. Ruben played for two league champions – the pennant-winning 1993 Phillies and the 1995 Cleveland club that captured the AL crown. In 1996, he ranked third among National League pinch-hitters with a .387 average.

At the conclusion of the 1998 season, Ruben moved into the Phillies front office as assistant general manager and held that position through 2008 under both Ed Wade and future Hall of Famer Pat Gillick. After the Phillies' World Series win in 2008, Gillick transitioned into a new role and Ruben succeeded him as GM.

In his first year as GM, the Phillies won the NL pennant, making it to the seventh World Series in club history, and the team's 93 wins were the most in 16 years (97 wins in 1993). Following the season, Ruben was named Executive of the Year by the Philadelphia Sports Writers Association (PSWA) and the Phillies were honored as both the Team of the Year by the PSWA and Organization of the Year by *Baseball America*. Over a two-year span (2010-11), he constructed a team that had the best records (97-65 and 102-60, respectively) in the major leagues. Prior to 2010, the Phillies had never posted the best record over the course of a major league season.

Ruben left the Phillies toward the end of the 2015 season and spent the next three years as first base coach and outfield instructor for the Boston Red Sox (2016-17) and New York Mets (2018). He worked as a scout for the Mets in 2019.

Ruben lives in Philadelphia with his partner Lori and has two daughters, Andrea and Sophia.

### MIKE SCHMIDT



Hall of Famer Mike Schmidt had his role with the Phillies expanded in 2014 when he returned to the Phillies broadcast booth for Sunday home games. From 2015-18, he also worked Saturday home telecasts. Mike previously worked as a Phillies broadcaster during the 1990 season.

*(For a complete bio, please see page 27 of the Phillies Media Guide.)*

### JIMMY ROLLINS



After rejoining the Phillies in a special advisor role in 2019, Jimmy Rollins was added to the Phillies broadcast team for a select number of games on NBC Sports Philadelphia. He has also served as an in-studio analyst for Major League Baseball's coverage on TBS since 2016.

*(For a complete bio, please see page 19 of the Phillies Media Guide.)*



## PHILLIES BROADCASTERS



### SCOTT FRANZKE

Scott Franzke is entering his 17th season as the Phillies' main play-by-play commentator for radio broadcasts. He made his Phillies debut in 2006, when he was named the pre- and postgame host for Phillies radio broadcasts and did radio play-by-play in the middle innings. In 2007, he took over as the main play-by-play commentator for Phillies radio broadcasts, working with Larry Andersen. The duo was honored at the Philadelphia A.I.R. (Achievement in Radio) Awards, winning for Best Live Sports Event Coverage in 2007 and 2008. Additionally, they received the Bill Campbell Award for excellence in local broadcasting from the Philadelphia Sports Writers Association in 2017. Scott was also the winner of the 2010 and 2015 Pennsylvania Sportscaster of the Year Award, given by the National Sportscasters and Sports Writers Association.

A 1994 graduate of Southern Methodist University (SMU) with a degree in broadcast journalism, Scott began his radio career as a talk show host with Prime Sports Radio, a national all-sports radio network based in Dallas. He worked for two seasons as the part-time pre- and postgame host for his hometown Texas Rangers (1997-98) before becoming the voice of the Kane County Cougars, a single-A affiliate of the Florida Marlins (1999-2001). In 2000, Scott covered the Summer Olympics in Sydney, Australia, for Sporting News Radio. He spent four years (2002-05) in his second stint with the Rangers as the full-time studio host of the pre- and postgame shows and fill-in play-by-play announcer, winning the 2003 Katie Award for Best Radio Play-by-Play Sportscast from the Press Club of Dallas.

Scott was born in Dallas, Texas, and currently lives in Gladwyne, Pa., with his wife Lori, son Gus and twin daughters Loretta and June.



### LARRY ANDERSEN

Larry Andersen is in his 26th season serving as a color analyst for Phillies games, making him the club's longest-tenured active broadcaster. He chose to reduce his schedule in 2018 and now calls mostly home games, along with select road series.

Larry began his broadcast career with the Phillies in 1998. He had been offered a position on the Houston Astros' broadcast team in 1997 when Larry Dierker moved from the booth to become manager, but opted instead to become pitching coach for the Phillies' triple-A affiliate at Scranton/Wilkes-Barre. In 2008, he and his partner Scott Franzke won for Best Live Sports Event Coverage at the Philadelphia A.I.R. (Achievement in Radio) Awards, the second straight year they won that category. In 2017, the duo was honored with the Bill Campbell Award for excellence in local broadcasting by the Philadelphia Sports Writers Association.

Philadelphia Sports Writers Association.

A former relief pitcher who played 25 years of professional baseball, including 17 seasons in the major leagues with Cleveland (1975-79), Seattle (1981-82), Houston (1986-90), Boston (1990), San Diego (1991-92) and two stints with the Phillies (1983-86; 93-94), Larry was 40-39 with 49 saves and a 3.15 ERA in 699 career games (1 start). In 1987, he pitched 101.2 innings, all in relief, and in 1989-90, he posted ERAs below 2.00 – 1.54 ERA in 1989 and 1.79 ERA in 1990.

Larry is famously known for being traded from the Astros to the Red Sox for future Hall of Famer Jeff Bagwell in August 1990. He pitched in two World Series with the Phillies in 1983 and 1993, and also appeared in the ALCS twice, with Houston in 1986 and Boston in 1990. Larry holds the Phillies' club record for longest consecutive scoreless streak by a reliever (32.2 IP), set in 1984. It is also the third-longest among all Phillies pitchers, trailing Grover Alexander's 41.0 scoreless innings in 1911 and Cliff Lee's 34.0-inning streak in 2011.

After graduating from Interlake High School in Bellevue, Wash., in 1971, he was drafted by Cleveland in the seventh round and made his major league debut with the club in 1975. Following his playing career, Larry spent three seasons as a minor league pitching coach, first with double-A Reading (1995-96) and then Scranton/Wilkes-Barre (1997). He also served as a guest instructor at Phillies spring training for five years (2013-17).

Born in Portland, Ore., Larry has two daughters, Angie and Tania, and one son, Chase. He and his wife Kristi live in Philadelphia.

## PHILLIES BROADCASTERS



### GREGG MURPHY

Gregg Murphy joined the Phillies television broadcast team in 2012, bringing viewers closer to the action by reporting from the field, dugouts and elsewhere throughout the ballpark during games. He added some play-by-play duties in 2014 and continued in both roles through the 2020 season. In 2021, Gregg moved over to the radio side to handle pre- and postgame show duties, while occasionally filling in for Scott Franzke on play-by-play.

Originally hired as part of the on-air team at NBC Sports Philadelphia in December 2008, Gregg is a multiple Emmy winner and nominee in numerous categories, including sports reporting. He was also recognized twice as the winner of the Associated Press Outstanding Talk Program for "Out of Bounds," a program he hosted earlier in his career.

Before joining NBC Sports Philadelphia, he was at CN8, "The Inquirer High School Sports Show" and WFMZ in Allentown, Pa. A 1993 graduate of St. Joseph's University with a degree in English, Gregg has reported on many notable sports events, including the NCAA Tournament, Super Bowl, World Series and NBA Finals.

Born in Meadowbrook, Pa., Gregg was raised in Mt. Laurel, N.J., and attended Holy Cross High School in Delran, N.J. He gives his time and hosting talents to the Families Behind the Badge Foundation, which benefits Philadelphia police officers.

Gregg lives in Swedesboro, N.J., and has three children: one daughter, Quinn, and two sons, Matthew and Colin.



### KEVIN STOCKER

A member of the 1993 Phillies National League championship team, Kevin Stocker rejoined the Phillies radio broadcast team in 2022. He previously served in that capacity in 2018, working select road games, after calling six games in the two prior seasons.

In addition to his work with the Phillies, Kevin is also a college baseball color analyst for the Pac-12 Network and CBS Sports Network, roles he has held since 2002. A former college player himself, Kevin was selected by the Phillies in the second round of the 1991 draft out of the University of Washington. He played eight seasons in the major leagues, including his first five (1993-97) with the Phillies. In 545 games for the club, Kevin batted .262 with a .347 on-base percentage. He made his major league debut on July 7, 1993 and played all 20 innings of the Phillies' win over the Los Angeles Dodgers that night.

During the 2017 season, Kevin also broadcast four Major League Baseball games as part of the Intel True VR Game of the Week venture between MLB and Intel Corporation.

Kevin currently resides in Liberty Lake, Wash., with his wife Brooke and their daughter McKenna and sons Logan and Zach.



### BILL KULIK

The 2023 season marks Bill Kulik's 19th season as a member of the Phillies' Spanish broadcasting team and his 29th in professional baseball as a broadcaster and producer of Spanish-language sports content.

Bill established the Spanish Béisbol Network in 2001 and the company has continued to grow, adding Spanish broadcasting rights to the Philadelphia Eagles in 2012. Prior to his time with the Phillies, Bill called games for the Boston Red Sox and, between the two clubs, has been part of five World Series broadcasts (2004; 2007-09; 2022).

A native New Englander, Bill lived in Latin America for 10 years, earned a bachelor's degree from Bryant University in marketing and went to graduate school at Boston College. He and his wife Chesco reside in Moorestown, N.J., and have six children: Amanda, Arielle, KJ, Bryce, Seychelle and Quinlan.



### OSCAR BUDEJEN

Oscar Budejen joined Phillies Spanish radio broadcasts in 2021, working alongside Bill Kulik. He has two decades of sports broadcasting experience in the Hispanic market in the U.S. and across Latin America covering MLB, NFL, college football and the NBA. He has called multiple Super Bowls, World Series and NBA Finals in Spanish. He also currently serves as the color analyst for the Eagles Spanish radio broadcasts.

Oscar is also an accomplished global business executive that has worked in leadership positions for world-class organizations like Procter & Gamble, The Coca-Cola Company and Aramark. At Coca-Cola, he managed the company's sports and entertainment assets around the world including MLB, NBA, FIFA and Disney, among many others.

Oscar is a passionate advocate for the development of the Hispanic community and has served as an advisor for multiple Hispanic organizations, such as Congreso, The National Hispanic Corporate Council and Hispanic Business Development Center.

Born in Caracas, Venezuela, Oscar received his MBA from Mercer University and he currently resides in Philadelphia with his family.



## PHILLIES BROADCAST TEAMS

| YEAR(S)   | BROADCAST TEAM   |
|-----------|--|
| 1936      | Bill Dyer and Dolly Stark  |
| 1937      | Dyer and Taylor Grant  |
| 1938      | Walt Newton and Stoney McLinn  |
| 1939      | Byrum Saam and Newton  |
| 1940      | Saam and Les Vines   |
| 1941-42   | Saam and Grant   |
| 1943-46   | Saam and Roy Neal  |
| 1947-48   | Saam and Chuck Thompson  |
| 1949      | Saam and George Walsh  |
| 1950-51   | Gene Kelly and Bill Brundige   |
| 1952      | Kelly and Claude Haring  |
| 1953      | Kelly and Walsh  |
| 1954      | Kelly, Walsh and Herb Carneal  |
| 1955-59   | Kelly, Saam and Haring   |
| 1960-62   | Saam, Haring and Frank Sims  |
| 1963-70   | Saam, Rich Ashburn and Bill Campbell   |
| 1971-73   | Saam, Ashburn and Harry Kalas  |
| 1974-75   | Saam, Ashburn, Kalas and Robin Roberts   |
| 1976      | Ashburn, Kalas, Roberts and Andy Musser  |
| 1977-79   | Ashburn, Kalas, Musser and Chris Wheeler                                       |
| 1980-82   | Ashburn, Kalas, Musser, Wheeler and Tim McCarver                               |
| 1983-86   | Ashburn, Kalas, Musser and Wheeler   |
| 1987-89   | Ashburn, Kalas, Musser, Wheeler and Garry Maddox                               |
| 1990      | Ashburn, Kalas, Musser, Wheeler, Maddox, Jim Barniak and Mike Schmidt          |
| 1991      | Ashburn, Kalas, Musser, Wheeler, Maddox, Barniak, Jim Fregosi and Kent Tekulve |
| 1992-93   | Ashburn, Kalas, Musser, Wheeler, Maddox, Tekulve and Jay Johnstone             |
| 1994-95   | Ashburn, Kalas, Musser, Wheeler, Maddox, Tekulve and Todd Kalas                |
| 1996      | Ashburn, Kalas, Musser, Wheeler, Maddox, Tekulve, T. Kalas and Larry Rosen     |
| 1997      | Ashburn, Kalas, Musser, Wheeler and Tekulve                                    |
| 1998      | Kalas, Musser, Wheeler and Larry Andersen                                      |
| 1999-2001 | Kalas, Musser, Wheeler, Andersen and Scott Graham                              |

| YEAR(S) | BROADCAST TEAM   |
|---------|--|
| 2002    | Kalas, Wheeler, Andersen and Graham  |
| 2003    | Kalas, Wheeler, Andersen, Graham and John Kruk   |
| 2004-05 | Kalas, Wheeler, Andersen, Graham and Tom McCarthy  |
| 2006    | Kalas, Wheeler, Andersen, Graham and Scott Franzke   |
| 2007    | Kalas, Wheeler, Andersen, Franzke and Gary Matthews  |
| 2008-09 | Kalas, Wheeler, Andersen, Franzke, Matthews and McCarthy   |
| 2010-11 | Wheeler, Andersen, Franzke, Matthews, McCarthy and Jim Jackson   |
| 2012-13 | Wheeler, Andersen, Franzke, Matthews, McCarthy, Jackson and Gregg Murphy   |
| 2014    | Andersen, Franzke, McCarthy, Jackson, Murphy, Jamie Moyer, Matt Stairs and Mike Schmidt  |
| 2015-16 | Andersen, Franzke, McCarthy, Jackson, Murphy, Stairs, Schmidt and Ben Davis  |
| 2017    | Andersen, Franzke, McCarthy, Jackson, Murphy, Schmidt, Davis and John Kruk   |
| 2018    | Andersen, Franzke, McCarthy, Jackson, Murphy, Schmidt, Davis, Kruk, Kevin Frandsen, Kevin Jordan and Kevin Stocker                   |
| 2019    | Andersen, Franzke, McCarthy, Jackson, Murphy, Schmidt, Davis, Kruk, Frandsen and Jimmy Rollins                                       |
| 2020    | Andersen, Franzke, McCarthy, Jackson, Murphy, Schmidt, Davis, Kruk, Frandsen, Rollins and Ruben Amaro Jr.                            |
| 2021    | Andersen, Franzke, McCarthy, Murphy, Schmidt, Davis, Kruk, Frandsen, Rollins and Amaro   |
| 2022    | Andersen, Franzke, McCarthy, Murphy, Schmidt, Davis, Kruk, Frandsen, Rollins, Amaro, Stocker, Michael Bourn, Chad Durbin, Erik Kratz |

## PUBLIC ADDRESS ANNOUNCER



Dan Baker has the distinction of being the longest-tenured public address announcer in Major League Baseball, an honor he achieved in 2008. After missing the 2020 season due to health concerns, the 2023 season will be his 51st with the Phillies after starting with the team in 1972.

During his 50 years, Dan has been the on-field voice of the Phillies for nearly 4,000 games, including six World Series and two All-Star Games in two ballparks, Veterans Stadium and Citizens Bank Park. Dan also served as the PA announcer for the NFL's Philadelphia Eagles for 29 years (1985-2013) without missing a regular season or postseason game. He announced three NFC Championship games (2002-04) and each Army-Navy game that has been played at Lincoln Financial Field.

Away from the professional ranks, Dan has been the play-by-play voice for Big 5 basketball (1977-98), Drexel University basketball (1997-2012), Temple University football (1977-83) and University of Pennsylvania football (1986-88). As executive secretary, Dan helped preserve the Philadelphia Big 5 basketball tradition from 1981 through 1996. In 1997, he was inducted into the Big 5 Basketball Hall of Fame, one of six local sports Halls of Fame in which he is enshrined. He was inducted into the Broadcast Pioneers of Philadelphia Hall of Fame in November 2019. In March 2022, he was honored by Coaches vs. Cancer with the Dinsmore Award, given annually to an inspiring cancer survivor in the Philadelphia basketball community. Most recently, Dan was honored by the Philadelphia Sports Writers Association in January 2023 with a Lifetime Achievement Award and Most Courageous Person Award.

Since 2008, Dan has co-hosted the "Bull Session" with Phillies Wall of Famer Greg Luzinski every Monday during the baseball season on WBCB 1490 AM.

Dan and his wife Cathy – a former Phillies employee – live in West Deptford, N.J. They have two children, Darren and Courtney.

## PHILLIES TELEVISION NETWORK

The Phillies enter their 26th season in 2023 with the all-sports cable network NBC Sports Philadelphia. NBCSP and NBCSP+ will once again carry the bulk of the games, along with “Phillies Pregame Live” and “Phillies Postgame Live” programming. Additional games will be aired by Philadelphia’s NBC10, including the season opener at Texas on March 30 at 4:05 p.m. and the home opener from Citizens Bank Park on April 6 at 3:05 p.m. against the Cincinnati Reds.

Besides the local broadcasts, the Phillies are scheduled to make four appearances on ESPN’s “Sunday Night Baseball”: April 2 at Texas, April 30 at Houston, May 28 at Atlanta and Aug. 20 against the Washington Nationals in the Little League Classic at Williamsport, Pa. The Phillies will also have four Saturday games carried nationally on FOX: April 1 at Texas, May 6 vs. Boston, Aug. 26 vs. St. Louis and Sept. 2 at Milwaukee. In addition, they will make two appearances on Peacock (April 23 vs. Colorado and Sept. 3 at Milwaukee) and two on Apple TV+ (April 28 at Houston and June 23 vs. the New York Mets). Please visit [phillies.com](http://phillies.com) for the most up-to-date broadcast schedule.

Fans can enjoy complete coverage of the Phillies with the NBC Sports mobile app. Authenticated NBCSP subscribers can access local market games and pre- and postgame shows, as well as live and on-demand video, podcasts and written coverage, from anywhere in the United States.



## PHILLIES RADIO NETWORK



All Phillies games can be heard on the team’s flagship station, SportsRadio 94WIP (94.1 FM). In addition to WIP, Phillies baseball can be heard on the 17-station Phillies Radio Network throughout the tri-state area. Once again, games will be broadcast in Spanish and aired on WTTM (1680 AM), with Bill Kulik and Oscar Budejen behind the microphone. Spanish-language broadcasts are also available using the SAP function during Phillies Television Network games.



### PENNSYLVANIA

| City           | Station | Frequency |
|----------------|---------|-----------|
| Philadelphia#  | WIP     | 94.1 FM   |
| Lebanon        | WLBR    | 1270 AM   |
| Levittown      | WBCB    | 1490 AM   |
| Northumberland | WEGH    | 107.3 FM  |
| Pottsville     | WPPA    | 1360 AM   |
| Reading        | WEEU    | 830 AM    |
| Scranton       | WEJL    | 630 AM    |
| Wilkes-Barre   | WBAX    | 1240 AM   |
| Williamsport   | WRAC    | 1400 AM   |

### DELAWARE

| City       | Station    | Frequency |
|------------|------------|-----------|
| Lewes      | WGMD       | 92.7 FM   |
|            | (weekends) |           |
| Wilmington | WDEL       | 1150 AM   |
|            |            | 101.7 FM  |

### NEW JERSEY

| City           | Station       | Frequency |
|----------------|---------------|-----------|
| Lindenwold#*   | WTTM          | 1680 AM   |
| Atlantic City  | WMID          | 1340 AM   |
| Atlantic City* | WIBG          | 1020 AM   |
| Trenton*       | WHWH          | 1350 AM   |
|                | (night games) |           |
| Wildwood       | WCMC          | 1230 AM   |
| Wildwood       | WZXL          | 100.7 FM  |
| Wildwood Crest | WEZW          | 93.1 FM   |

# Flagship station; \* Spanish broadcast



# 2023 MEDIA INFORMATION

## BALLPARK ENTRANCE

All media should enter Citizens Bank Park at the Staff & Media Entrance located on Darien Street (east side of the ballpark).

## CLUBHOUSES

Both clubhouses are on the Service Level (visiting, third base side; Phillies, first base side). The Service Level is one level below street level (Main Concourse). Shortly after entering the Staff & Media Entrance, there is a stairway on the right side that accesses the Service Level. Or, see ELEVATOR.

## MEDIA INTERVIEW ROOM

The Media Interview Room is also on the Service Level located behind home plate between the two clubhouses. Press conferences, as well as the manager's postgame media conference, are held in this room.

## PRESS BOX

The Press Box, including broadcast booths, Press Dining Room, Media Relations Workroom and library, is located on the Hall of Fame Club Level behind home plate.

## ELEVATOR

An elevator dedicated to the media is located behind home plate. After entering the ballpark at the Staff & Media Entrance, turn left on the Main Concourse and walk toward home plate. Look for the "Media Only" sign on the Main Concourse. This elevator will access the Service Level (clubhouses, Media Interview Room, field) and Press Box (Level 2).

## STAIRWAY

A stairway is adjacent to the media elevator and can be used to access all levels.

## FIELD ACCESS

Access to the field for all media is through a field level entrance adjacent to the visiting team's third base dugout. This runway can be accessed via a hallway located between the elevator and Media Interview Room on the Service Level. Media seeking to return to the Press Box during batting practice or any other time when the Phillies clubhouse is closed are required to use this entrance to return to the media elevator. The field and dugouts will be cleared of all non-uniformed personnel 45 minutes prior to game time. We thank you for your cooperation.

**Please note:** Media are asked to avoid standing on the grass.

## MEDIA RELATIONS WORKROOM

Located behind the broadcast booths is a Media Relations Workroom that contains a copier and supplies, plus a workstation for the visiting PR representative. All media notes will be reproduced in this room pre-game. A complete baseball library providing numerous publications for research purposes is located adjacent to the Workroom. See a Baseball Communications representative for access to the Media Relations Workroom and library. Please keep in mind the Media Relations Workroom is to be used for reference purposes only.

## PHOTO WORKROOM

The Photo Workroom is located on the Service Level behind home plate in the hallway that leads to the third base field entrance. Still photographers have field level positions at the outfield end of both the third base and first base dugouts.

## CREDENTIALS

Working press credentials or Baseball Writers' Association of America credentials are required in order to gain access to the ballpark and other locations (field, clubhouses, Media Interview Room, Press Box and Press Dining Room).

Photographer credentials provide access to the field, Press Dining Room, Media Interview Room, Photo Workroom and field level photo positions.

## LOST CREDENTIALS

Those members of the media who lose a Phillies credential will be asked to submit a \$25 check to The Phillies, prior to being issued a new credential.

## ACCESS TO CLUBHOUSES

Both clubhouses will be open to the media for 50 minutes before the start of the game, in accordance with Major League Baseball regulations, at a time determined by the Baseball Communications staff. The Phillies clubhouse is closed when the team is on the field taking batting practice. For day games, the clubhouse is also closed when the team is on the field taking batting practice and/or 45 minutes prior to game time. Media needing interviews when the clubhouse is not open should make arrangements with a Baseball Communications representative.

Please keep in mind the clubhouse is open for media business purposes, not for lounging or socialization. Both teams appreciate your cooperation.

**Cell phones:** According to a Major League Baseball directive, members of the media must have cell phones turned off upon entering the clubhouse. Absolutely no transmitting (phone calls/texts/e-mails/social media updates) is allowed in the clubhouse.

## MANAGER AVAILABILITY

The manager is available before and after every Phillies home game.



# 2023 MEDIA INFORMATION

## MEDIA DRESS CODE

In accordance with a MLB directive, media covering games and MLB events are asked to dress in an appropriate and professional manner that reflects their respect for their colleagues, the teams and the players they are covering. Clubhouses, dugouts, press boxes, interview rooms and the playing field are working areas, and the Phillies, as well as MLB, expect members of the media to adhere to a business casual dress code. In that regard, media members are requested to follow these guidelines:

- Flip-flops are not permitted in clubhouses
- Jeans should be clean, neat and presentable (e.g., ripped jeans should be avoided)
- T-shirts bearing offensive, disrespectful or inappropriate messages are not permitted
- Clothing bearing MLB club logos should not be worn in the press area
- Clothing should be appropriate for a business casual work environment. The following are some non-exclusive examples of apparel that should be avoided:
  - Sheer or see-through clothing
  - Excessively short skirts, dresses or shorts (e.g., cut more than 3-4 inches above the knee)
  - Tank tops, muscle shirts, one-shouldered or strapless shirts
  - Clothing exposing bare midriffs or visible undergarments

We ask all members of the media to respect these guidelines. MLB will consider appropriate actions in those cases in which the guidelines are violated.

## PRESS BOX SEATING

Some seats in the three-row Press Box are permanently assigned. Check the seating diagram posted daily in the Press Box area. Radio and TV media members occupy the first base end of the Press Box; print media the home plate end. Please keep in mind the Press Box is a working area, not a spectator location. Children and friends are prohibited.

## INTERNET

Wireless internet is available throughout the press box area and in the photo workroom.

## PRESS DINING ROOM

Located behind the Press Box, the Press Dining Room opens one and a half hours prior to game time. The meal price is \$10, and food is served until 30 minutes after the start of the game. The beverage area remains open during the game and postgame. Children and friends are prohibited.

## SMOKING

Smoking is not permitted inside Citizens Bank Park.

## STAFF

We look forward to working with you during the 2023 baseball season. Our offices are located on the Suite Level, which is one level below the Press Box/Hall of Fame Club Level.



**Bonnie Clark**  
Vice President,  
Communications and  
Sr. Advisor to the  
Managing Partner  
(x5371)



**Kevin Gregg**  
Vice President,  
Baseball  
Communications  
(x2041)



**Chris Ware**  
Director,  
Baseball  
Communications  
(x5245)



**Kenny Ayres**  
Coordinator,  
Baseball  
Communications  
(x5142)



**Deb Rinaldi**  
Director, Business  
Communications  
(x5391)



**Lauren Testa**  
Coordinator,  
Communications  
(x5496)



**Diego Eteddgui**  
Spanish Language  
Interpreter

## PHILLIES IN THE COMMUNITY

Through both Phillies Charities, Inc. and the club's ongoing community outreach efforts, the Phillies have a continued presence in the community throughout the year.

**Phillies Charities, Inc.** is the charitable arm of the Phillies organization, serving Pennsylvania, New Jersey and Delaware, as well as areas near the Phillies' minor league affiliates. Continued fan support enables fundraisers, including the **Phantastic Auction** ▶, **Phillies Charities 50/50 Drawing presented by DraftKings**, **Phillies Charities 5K** and many memorabilia auctions, to contribute largely to a Phillies Charities Grant Fund. Grants are awarded on a regular basis to primarily local organizations serving a wide variety of needs. In 2022, more than \$925,000 in grants was distributed – 37 to Phillies Community Heroes, nonprofit organizations which provide vital resources to those in need and more than a dozen to Phillies community partners.



The **Phillies Wives** are committed to giving back and lending their time and efforts to support local charities. Each year, several of the Phillies Wives serve on the board of Phillies Charities and work together to represent the club on charitable projects or fundraisers such as Phillies Wives Save a Pet at the Park and the My Favorite Things auction.

**Phillies players** lend their support by connecting with individuals, groups and families throughout the year:



Kyle Schwarber shows his appreciation for frontline heroes and first responders through his community ticket program, **◀ Schwarber's Neighborhood Heroes**. Throughout the season, groups including local police officers, firefighters and military veterans are treated to special experiences at Citizens Bank Park.

Supporters of the **Muscular Dystrophy Association** for nearly 20 years, Jayme and Rhys Hoskins team up to host an annual "Go Yard" fundraiser while also spending time meeting with patients throughout the year.

After losing their uncle to ALS, Aaron Nola and his brother Austin help to raise awareness for those battling the disease. Together they host an annual **Strike Out ALS** event in their hometown of Baton Rouge, La.

The Phillies lend their help to **Philadelphia Futures** for their annual Get in the Game fundraiser. Over the last 20+ years, the fundraiser has raised over \$2.5 million to support the college aspirations of Philadelphia Futures scholars.

The Phillies support over 6,000 youth baseball and softball players through the **RBI** (Reviving Baseball in Inner Cities) program. Uniforms, equipment and instructional clinics are just some of the resources provided to local leagues. Additionally, webinars are provided for RBI players and coaches that cover video coaching clinics, player skill development, body care and work ethic. The Jr. RBI League is sponsored by Citizens while the RBI League is sponsored by Nike and Richman's Ice Cream.

The **Phillies MLB Urban Youth Academy** provides free, year-round instruction to RBI participants in Philadelphia through both the baseball and softball fields in FDR Park and the Ryan Howard Training Center. Throughout the year, webinars and in-classroom and on-field programming are held by instructors and members of the Phillies organization to help develop players on and off the field. Programming includes a leadership course instructed by Umps Care Charities, offseason workouts, position-specific instructional work and education on the college recruitment process for high school athletes looking to further their baseball or softball careers.

Each year, the **Carpenter Cup Classic** presented by Nike gives participants from local high schools the chance to showcase their skills in front of scouts and college coaches.

Over 10,000 children participate in the annual **Phillies Home Run Derby** presented by Berkshire Hathaway Fox & Roach, a baseball and softball hitting contest for boys and girls aged 7-12. Participants advance through local and regional competitions to reach the championship.

The Phillies host a variety of free educational programs for the local community. **Phanatic About Reading** ▶, presented by Xfinity, encourages students in grades PreK-8 to read for a minimum of 15 minutes per day to improve literacy and comprehension skills. **Phillies Phtness**, presented by The GIANT Company, encourages children of all ages to start on the path to a healthy future through exercise and smart food choices. Through a partnership with the City of Philadelphia Parks & Recreation Department, **Phillies Phundamentals**, sponsored by Chick-fil-A Greater Philadelphia, uses baseball to teach and reinforce academic skills to children during the summer months. **Summer Slugger** is a continuous and engaging experience focusing



on math and literacy skills to encourage students to stay on track when school is not in session. The **All-Star Students** contest recognizes students who went above and beyond during the school year, while the work of area educators is highlighted annually through **Teacher Appreciation Night**, powered by Constellation. **Citizens Weather Education Day**, presented by NBC10/Telemundo62, is an educational experience focused on weather that is enjoyed by thousands of children each year.



## PHILLIES IN THE COMMUNITY

The Phillies continue to work with Aramark and OVG360 on the **Red Goes Green** program. Through **Home Runs for Trees**, a partnership with PGW and the Pennsylvania Horticultural Society, over 1,700 trees have been planted in the Delaware Valley. In addition, over 200 trees have been donated to community groups and schools as part of a contest. Food waste from Phillies kitchens is donated to W.B. Saul High School's Henry Got Compost program.

Since 2011, **Phans Feeding Families** ▶, the hunger relief partnership between the Phillies, Aramark, Citizens, Goya Foods, Hatfield Quality Meats, KPMG, SEPTA, The GIANT Company, Toyota and Philabundance, has raised more than \$575,000 and provided more than one million meals to people in need throughout the Greater Philadelphia area.



Making numerous community appearances throughout the year, the **Phillies Ballgirls** are ambassadors for the team both on and off the field. At home games, the Ballgirls act as captains of the **Red Goes Green Team**, presented by Waste Management. They also engage with youth softball players through clinics and host a Christmas in July toy drive each year, with toys being donated to organizations throughout the community during the holiday season.

In conjunction with Minding Your Mind and presented by Kitay Law Offices, **Strike Out the Stigma** is a program focused on bringing important conversations to the forefront about the value of healthy life habits, supporting those around us and removing the negative connotations surrounding mental health.

The Phillies are committed to honoring all the men and women who have served or continue to serve our country. **Military appreciation** is celebrated annually during the Salute to Service Day presented by Toyota, First Responders Day presented by Toyota and Memorial Day. A recently unveiled American Gold Star Mothers Chair of Honor is permanently located in Section 137. The unoccupied seat pays tribute to every mother who lost a son or daughter during active service and is dedicated to the memory of their loved ones.

Each season, the Phillies partner with **Major League Baseball** in supporting a variety of initiatives and holidays, including Armed Forces Day, **Childhood Cancer Awareness Day** ▶, Father's Day, Hispanic Heritage Month, Independence Day, Jackie Robinson Day, Lou Gehrig Day, Memorial Day, Mother's Day, Play Ball Weekend, Roberto Clemente Day, September 11th Remembrance and Spirit Day.



Through the 2022 **Fall Classic Legacy** initiative, MLB and the Phillies partnered to make a \$50,000 donation to the Police Athletic League (PAL). Funds are being used to create an e-gaming room at the 24th Center PAL.



The Phillies and The GIANT Company team up to host the annual **Summer of Giving**, which features a week of charitable events. Recent events included an employee volunteer project at MANNA, Phillies Charities Summer Flash Sale, Mickey Morandini's Corn Hole Classic and Project HOME Bingo Night.

The annual **Season of Giving** ▶ provides a way for the Phillies front office to give back during the offseason. Recent events included a Phillies family giving drive, a holiday party for children at Ford PAL, a holiday luncheon at Bethesda Project, a welcome home surprise for a child battling cancer, a holiday surprise at Magee Rehabilitation Hospital and a toy drop off at CBS3 benefitting Mothers In Charge and The Salvation Army.

Throughout the year, the **Phillies Give Back** program offers volunteer opportunities and encourages members of the front office to get involved in the local community. Opportunities have included hosting athletes from **Special Olympics** ▶ for a bocce ball tournament and a fall cleanup at David P. Montgomery Field.

The Phillies are committed to diversity, equity and inclusion and fostering an inclusive culture. The Phillies support and provide Commissioner's Initiative tickets to organizations in the Philadelphia region that serve diverse communities and celebrate the history and culture of underrepresented groups during special events and theme nights throughout the year. In addition, the Phillies host conversations on important topics, including Juneteenth and Athletes and Activism, and team up with local and national groups such as The Players Alliance and PHL Diversity. Philadelphia's rich LGBTQ+ culture is celebrated annually at Pride Night presented by The GIANT Company.



Our work in the community would not be possible without the dedication and support of the many partners and fans who support our mission. Learn more about the Phillies in the community and how you can get involved by visiting [phillies.com/community](https://phillies.com/community).



# CITIZENS BANK PARK DIRECTORY



## ADDRESS

The Phillies  
Citizens Bank Park  
One Citizens Bank Way  
Philadelphia, PA 19148-5249

## PHILLIES CONTACT INFORMATION

|                                      |              |
|--------------------------------------|--------------|
| Executive Offices                    | 215-463-6000 |
| Special Events (non-baseball events) | 215-218-5100 |
| New Era Phillies Team Store          | 267-570-2333 |

## PURCHASING TICKETS

|                                   |              |
|-----------------------------------|--------------|
| Ticket Sales and Information      | 215-463-1000 |
| Ballpark Group Tours (25 or more) | 215-218-5360 |
| Online                            | phillies.com |

## TICKET OFFICE

Located at the First Base Gate Entrance on Pattison Avenue. For all home games, additional ticket windows are open on Citizens Bank Way.

**In-game:** Ticket windows are located on the Main Concourse (behind Section 124) and the Terrace Level (behind Section 318).

## NAMING RIGHTS

Citizens Bank, \$95 million over 25 years – \$57.5 million for naming rights and \$37.5 million for the Phillies broadcast media package.

## DIMENSIONS

|                                 | Distances      | Heights   |
|---------------------------------|----------------|-----------|
| Right field foul pole           | 330'           | 13'3"     |
| Right field power alley         | 369'           | 13'3"     |
| Center field, straightaway      | 401'           | 6'        |
| "The Alley" (left of CF to LCF) | 409'-387'-374' | 19'-12'8" |
| Left field foul pole            | 329'           | 10'6"     |
| Left field power alley          | 374'           | 10'6"     |

## SEATING CAPACITY: 42,901

## ENTRANCES

- First Base Gate (corner of Darien Street and Pattison Avenue)
- Third Base Gate (corner of Pattison Avenue and Citizens Bank Way)
- Left Field Gate (corner of Citizens Bank Way and Phillies Drive)
- Suite and Club Entrances:  
Home Plate (Pattison Avenue)  
West (Citizens Bank Way)  
East (Darien Street)

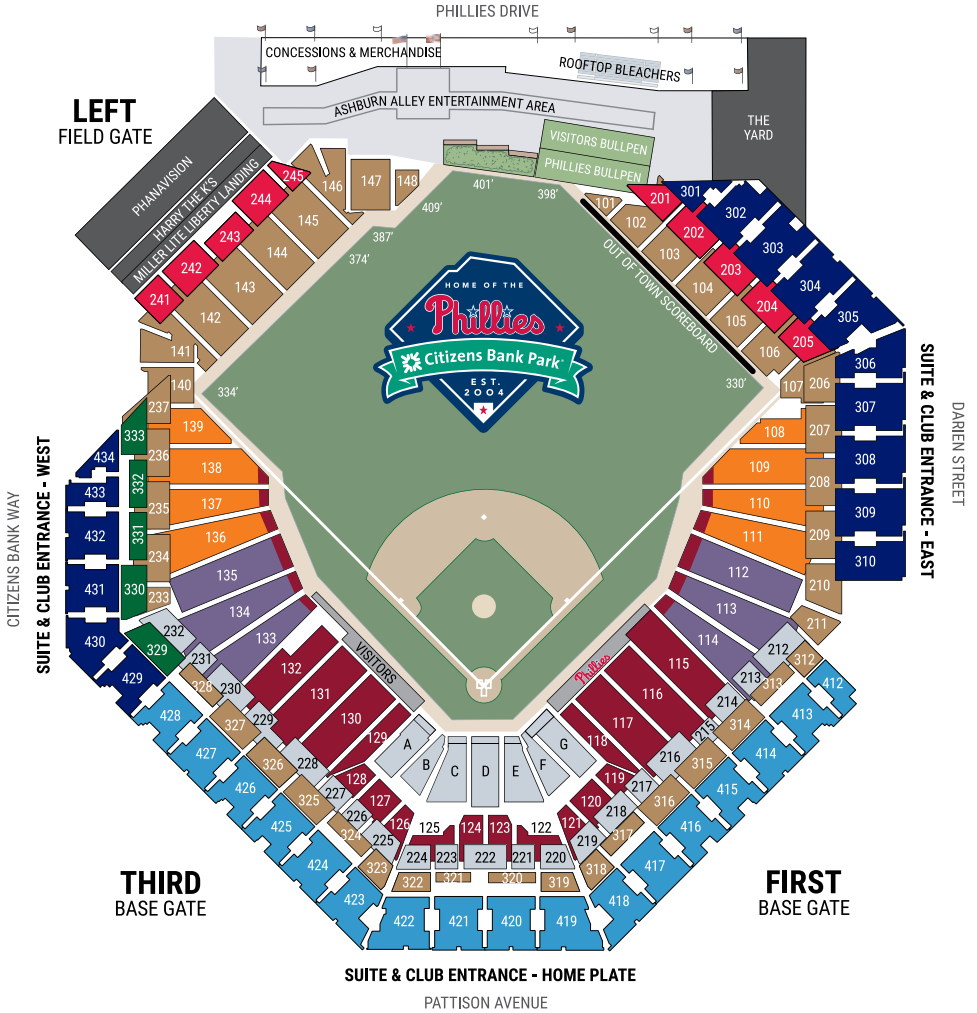
## GATE OPENINGS

For 6:40 p.m. games, all gates open at 5:35 p.m.


For all other game times, all gates open 1½ hours prior to game time.



# CITIZENS BANK PARK SEATING DIAGRAM



Visit [phillies.com](http://phillies.com) for seating and pricing information.



## CITIZENS BANK PARK FACTS



After 33 years at Veterans Stadium, the Phillies moved into their new state-of-the-art facility, Citizens Bank Park, in 2004. The world-class ballpark – rated one of the best in the country – opened on April 3, 2004, with an exhibition game against Cleveland. Since that time, the Phillies have captured a World Series championship (2008), three National League pennants (2008-09, 2022) and five consecutive NL East titles (2007-11), while countless records have been broken both on and off the field.

**ACCESSIBILITY:** Excellent regional highway access for vehicles and Broad Street Subway Line for public transportation.

**ACRES:** 21-acre site, north side of Pattison Avenue between Citizens Bank Way and Darien Street.

**ADA-FOCUSED DESIGN:** With the help of an Americans with Disabilities Act (ADA) consultant, the park was designed to be universally accessible and comfortable for all fans with disabilities.

**ARCHITECTS/DESIGN TEAM:** EwingCole and HOK Sport+Venue+Event (HOK SVE).

### BALLPARK DESTINATION AREAS:

**Ashburn Alley:** Festive outfield entertainment area named after Phillies Hall of Famer and former broadcaster Richie “Whitey” Ashburn; 625 feet in length covering 50,000 square feet. Highlights include:

- **Right Field: The Yard,** a 13,000-square-foot interactive kids’ baseball experience complete with Citizens Phan Field (a 70-foot AstroTurf-covered field), a Hatfield Phillies Franks Hot Dog Launcher, a 30-foot Phanatic Chevrolet Climbing Wall, Bullpen pitching area and Richman’s Ice Cream bar.



- **Other Alley highlights:** 10-foot statue of Richie Ashburn; Phillies All-Star Walk, bi-level bullpens, CP Rankin Rooftop, the ‘47 Alley Store, and more food and drink options including the Budweiser Batter’s Eye Bar, Jim Beam Highball Bar, Chickie’s and Pete’s, Campo’s, Tony Luke’s and Manco & Manco Pizza. The Alley also features the Yuengling Party Pavilion in right field.

### Left Field Plaza:

- **Photo Opportunities:** Features oversized World Series trophies and statues of retired numbers, including 1 (Richie Ashburn), 20 (Mike Schmidt), 36 (Robin Roberts) and 42 (Jackie Robinson). Other highlights include Phillies championship banners and the Toyota Phillies Wall of Fame. Plus, statues of Phillies retired numbers 14 (Jim Bunning) and 32 (Steve Carlton) greet fans as they approach the Left Field Gate.
- **Concessions & Social Areas:** Coca-Cola Corner, Bull’s BBQ, Miller Lite Liberty Landing and Leinenkugel’s Left Field.



### Third Base Plaza:

- **Photo Opportunities:** Features statues of retired numbers including 15 (Dick Allen) and 34 (Roy Halladay). Plus, the iconic 19-foot-high Liberty Bell that was once located atop Veterans Stadium is prominently displayed as fans approach the ballpark.
- **Pass and Stow:** Opened in 2019, this 24,500-square-foot space features an outdoor Goose Island at the Park bar, Foundry Pizza featuring Manco & Manco, a family-friendly sports pub, TVs to catch game action and more. Pass and Stow is a historic nod to the Liberty Bell, which has been part of the Phillies brand and logo for many years. The name is derived from the two Philadelphia foundry workers, John Pass and John Stow, who recast the original bell in 1753, and whose names are inscribed on this important piece of American history.



- **Shake Shack:** Adjacent to Pass and Stow is the 6,000-square-foot Shake Shack, which offers its sit-down restaurant experience, with seating for 120 fans. This popular, modern-day “roadside” burger stand serves its classic burgers, crinkle-cut fries, hand-spun shakes and more.

## CITIZENS BANK PARK FACTS

**BUILDING SQUARE FOOTAGE:** 1.15 million

### BY THE NUMBERS:

Playing field: 23' below street level

Main concourse: street level

Suite level: 36' above field; 13' above main concourse

Hall of Fame Club concourse: 61' above field

Terrace concourse: 81' above field

Roof: 134' above field

**CONCERTS:** Going into 2023, Citizens Bank Park has hosted 33 concerts in the ballpark, with Jimmy Buffett & The Coral Reefer Band having the honor of being the first to perform on Aug. 25, 2005. There are several concerts scheduled for 2023 at Citizens Bank Park, including Dead & Company on June 15, Morgan Wallen on June 17, Bruce Springsteen on Aug. 16 and 18, and P!NK on Sept. 18-19.

In the summer of 2020, the Phillies and Live Nation hosted 'Live-In Drive-In', a four-week drive-in concert and comedy series featuring live performances on stage in the parking lot at Citizens Bank Park. The series allowed fans to enjoy 14 live concerts, while still maintaining social distancing from the comfort of their own vehicle.

In addition, there have been 11 on-field postgame concerts held at the ballpark since 2016. For the 2023 season, there are two postgame concerts scheduled, both of which are presented by Jim Beam: AJR on Saturday, June 10, and Diesel aka Shaquille O'Neal on Saturday, July 1.



### CONCESSIONS:

Joint venture between Aramark, the Phillies and World Wide Concessions. A wide variety of food and beverages, from traditional ballpark fare to foods with Philadelphia flavor, is available throughout the park at permanent locations and portable stands. The ballpark also features healthier and gluten-free food, and is rated among the top vegetarian-friendly ballparks in the country.



**CONSTRUCTION MANAGEMENT TEAM:** L. F. Driscoll Co. and Hunt Construction Group in association with Synterra, Ltd. and Don Todd Associates, Inc.

### CONSTRUCTION MATERIALS:

- Aluminum curtainwall: 83,000 square feet
- Architectural precast panels: 97,000 square feet
- Bricks in architectural precast panels: 475,000
- CMU (concrete masonry unit): 320,000 square feet
- Foundation concrete: Approximately 52,000 cubic yards
- Gallons of paint: 11,602 (primer, intermediate and top coats)
- Hand-laid brick: 450,000 bricks
- Playing field: 440,000 cubic yards (594,000 tons) of soil was excavated to 23' below street level
- Playing surface: Kentucky Bluegrass on the infield (7,000 sq. ft.), Riviera Bermuda grass in the outfield and foul territory (94,000 sq. ft.). Bermuda grass is overseeded in the fall for spring play with perennial ryegrass. All grass is provided by Collins Wharf Sod Farm, Eden, MD.
- Steel H piles: Over 4,600 were driven to depths of 70 to 110 feet; 354,000 lineal feet; Highest piece of steel: scoreboard, 143'3" high; light towers, 165' high
- Structural steel: 11,800 pieces of steel; approximately 11,500 tons; 252,000 bolts

**COOPERSTOWN GALLERY:** Hall of Famers (Phillies and Philadelphia Athletics) are honored in this area of the Hall of Fame Club.

**DIAMOND CLUB:** Premium seating area located behind home plate on Field Level; 1,281 wider, padded seats that include in-seat wait service. Guests also have use of the Diamond Clubhouse Lounge.



**ELEVATORS:** 15, 11 of which serve guests in the seating bowl.

**ESCALATORS:** Escalators are located near Sections 114, 126 and 140 to assist guests in reaching the Hall of Fame Club/Pavilion/Arcade and Terrace Level.

**FINE ART:** Original artwork by four local artists, Dick Perez, Dane Tilghman, Max Mason and Jonathan Mandell, is on display throughout the park. Also featured: "Phillies Dream Scene," a classic oil painting by Australian artist Jamie Cooper, on display in the Suite and Club Entrance Lobby.



**FOUL POLES:** Metal poles; 85 feet high



## CITIZENS BANK PARK FACTS

### FIRSTS

**From April 12, 2004**

|                            |                                       |
|----------------------------|---------------------------------------|
| <b>Pitch</b>               | LHP Randy Wolf, 1:32 p.m.             |
| <b>Batter</b>              | Reds 2B D'Angelo Jimenez              |
| <b>Hit</b>                 | Jimenez (double, 1st inning)          |
| <b>Single</b>              | Reds 3B Ryan Freel, (2nd)             |
| <b>Single by a Phillie</b> | Wolf (3rd)                            |
| <b>Double by a Phillie</b> | 1B Jim Thome (1st)                    |
| <b>Triple</b>              | Reds RF Austin Kearns (9th)           |
| <b>Home run</b>            | RF Bobby Abreu (1st)                  |
| <b>Walk</b>                | Reds C Jason LaRue (2nd)              |
| <b>Walk by a Phillie</b>   | CF Marlon Byrd (3rd)                  |
| <b>Sacrifice bunt</b>      | Reds RHP Paul Wilson (2nd)            |
| <b>Stolen base</b>         | Byrd (3rd)                            |
| <b>Run</b>                 | Jimenez (1st)                         |
| <b>Run by a Phillie</b>    | Abreu (1st)                           |
| <b>RBI</b>                 | Abreu (1st)                           |
| <b>Strikeout</b>           | Reds CF Ken Griffey Jr. by Wolf (1st) |
| <b>Wild pitch</b>          | Wolf (1st)                            |
| <b>Win</b>                 | Wilson                                |
| <b>Loss</b>                | Wolf                                  |
| <b>Save</b>                | Reds RHP Danny Graves                 |

### Other Firsts (in chronological order)

|                                |   |
|--------------------------------|---|
| <b>Postponement</b>            | 4/14/04, Phillies vs. Cincinnati, due to rain             |
| <b>Win by a Phillie</b>        | LHP Rheel Cormier, 4/15/04 vs. Cincinnati                 |
| <b>Save by a Phillie</b>       | LHP Billy Wagner, 4/15/04 vs. Cincinnati                  |
| <b>Night game</b>              | 4/16/04, Phillies 4, Expos 2                              |
| <b>Four-hit game</b>           | Thome, 4/16/04 vs. Montreal                               |
| <b>Triple by a Phillie</b>     | SS Jimmy Rollins, 4/18/04 vs. Montreal                    |
| <b>Walk-off HR</b>             | CF Doug Glanville, 4/18/04 vs. Montreal                   |
| <b>Error</b>                   | Thome, 4/20/04 vs. Florida                                |
| <b>Extra-inning game</b>       | 4/21/04 - Marlins 8, Phillies 7, 12 innings               |
| <b>Multi-homer game</b>        | Marlins 3B Mike Lowell (3), 4/21/04                       |
| <b>Shutout</b>                 | 4/30/04, Wolf and Cormier, Phillies 4, Diamondbacks 0     |
| <b>CG shutout</b>              | 5/20/04, RHP Brett Myers, Phillies 4, Dodgers 0           |
| <b>Grand slam</b>              | Braves CF Andruw Jones, 5/27/04                           |
| <b>Day-night DH</b>            | 6/17/04 vs. Detroit (6-2 W/5-4 L)                         |
| <b>Inside-the-park HR</b>      | Rollins, 6/20/04 vs. Kansas City                          |
| <b>Cycle</b>                   | David Bell, 6/28/04 vs. Montreal                          |
| <b>Triple play</b>             | Todd Pratt, 8/19/04 vs. Houston (Ensberg to Kent to Lamb) |
| <b>Grand slam by a Phillie</b> | Byrd, 8/29/04 vs. Milwaukee                               |
| <b>Twi-night DH</b>            | 9/29/04 vs. Pittsburgh (8-4 W/8-3 W)                      |
| <b>No-hitter</b>               | RHP Roy Halladay, 10/6/10, Phillies 4, Reds 0 (DS Game 1) |
| <b>Walk-off grand slam</b>     | RF John Mayberry Jr., 6/4/13 vs. Miami                    |

**HALL OF FAME CLUB:** This 2,500-seat premium seating area includes access to climate-controlled lounges with full-service bars, multiple HD TVs and upscale food options.

### HOME RUN LIBERTY BELL:

When the Phillies hit one out of the park, fans are treated to a home run show, featuring thousands of LED lights and motion-added fun.



**KEY FEATURES:** Open Main Concourse (360 degrees) that allows fans to constantly connect with the game. Open outfield that allows a scenic view of Center City skyline. Views of the field from street level.

**LANDSCAPING:** There are over 1,000 trees, thousands of shrubs, perennials, ornamental grasses and up to three seasonal changes of annuals located around the ballpark.

**MERCHANDISE:** Official Phillies merchandise is available at the New Era Phillies Team Store located adjacent to the Third Base Gate. Fans may also personalize jerseys with their own name and number. The store is open Tuesday through Friday from 10:00 a.m. to 6:00 p.m. and Saturday from 11:00 a.m. to 4:00 p.m., as well as all home games. On 1:05 p.m. or 1:35 p.m. game days, the store can only be accessed with a game ticket. The store is closed on major holidays. For offseason hours please call 267-570-2333 or follow the New Era Phillies Team Store on social media. Souvenirs are also available in-game at the '47 Alley Store in Ashburn Alley, Memorabilia Store from Hunt Auctions, the Phillies Authentics shop featuring game-used and autographed memorabilia, The Cap Shop and Home Stands throughout the ballpark.



## CITIZENS BANK PARK FACTS

### MILESTONES:

- November 13, 2000 - Former Mayor John F. Street announced new Phillies ballpark and Eagles stadium will be located in the Sports Complex.
- June 28, 2001 - Phillies officially unveiled the architectural design plan for their new park.
- March 26, 2002 - Workers began pouring concrete to create the foundation.
- October 17, 2002 - The first piece of red steel was installed in the scoreboard structure.
- June 17, 2003 - Citizens Bank entered 25-year naming rights partnership with the Phillies.
- September 5, 2003 - Installation of seats began.
- October 31, 2003 - Installation of natural grass playing field started.
- April 3, 2004 - Phillies vs. Cleveland On-Deck Series game provided first glimpse of the park.
- April 12, 2004 - Cincinnati defeated Phillies, 4-1, before 41,626 in inaugural opener.

**NETTING:** The protective netting extends most of the way down each baseline to Section 109 (right field line) and Section 138 (left field line). The netting behind the dugouts and down the baselines is approximately 25 feet high and made of state-of-the-art "field green" material to blend in with the playing field and minimize obstruction of views.

**PARKING:** 21,000 parking spaces in the Sports Complex.

**PHILADELPHIA STARS DISPLAY:** Located in the Home Plate Suite Level lobby at Citizens Bank Park. The area showcases floor-to-ceiling graphics of the Philadelphia Stars from their playing days in the Negro Leagues, as well as an information panel covering "The Story of the Philadelphia Stars." Also featured are paintings of two local players who starred in the Negro Leagues and are currently enshrined in Cooperstown: **Judy Johnson** from the Hilldale club and **Roy Campanella**, a Philadelphia native who played for the Baltimore Elite Giants, Philadelphia Stars and Brooklyn Dodgers.



**PHILLIE PHANATIC:** Part of a permanent exhibit at the National Baseball Hall of Fame and recognized by *Forbes* magazine and other media outlets as the most popular mascot in sports, the Phillie Phanatic has grown to become a recognizable symbol of the Phillies across the country and around the world. The Phanatic is a fixture at Phillies home games and entertains fans young and old at countless appearances throughout the Delaware Valley.



### PUBLIC RESTROOM FACILITIES & CAVITY BUSTERS

**NURSING MOTHER'S LOUNGE:** A total of 68 restrooms are conveniently located throughout the park. This includes 26 women's, 26 men's and 15 family restrooms, with an additional restroom in the Service Level specifically for wheelchair guests seated in the Field Level area by the third base dugout. All are wheelchair accessible.

Fans also have access to a private area for nursing mothers and babies at the Cavity Busters Nursing Mother's Lounge, located on the Main Concourse behind Section 125 (between the Phillies Radio Booth and Home Plate lobby).

### NEW PHILLIES SCOREBOARD WITH HDR PHANAVISION

**EXPERIENCE:** Set to debut in left field on Opening Day 2023 and will be among the largest in the major leagues. Features the latest and greatest in high dynamic range (HDR) video technology.

- Weight: 116,298 pounds, supported by 190 tons of structural steel.
- Overall size: 152-feet wide by 86-feet tall; 77% larger than the former Phillies display (an increase in size from 97-feet wide by 76-feet tall).
- 16:9 aspect ratio; the new scoreboard will be able to display 516 life-size Phillie Phanatics simultaneously.
- With a 4K capable and HDR system utilizing nearly 11.6 million pixels with 10mm pixel spacing, the new scoreboard will deliver richer colors and superb clarity.
- Fans will also be able to experience better viewing angles and short distance viewing like never before.

In addition, a modernized production control room has been built to support the enhanced system.

**SEATS:** Capacity: 42,901; Color of seats: Sapphire blue; Hussey Seating Co. Seats are angled toward the infield and equipped with cup holders.

**SMOKE-FREE FACILITY:** Smoking is not permitted inside Citizens Bank Park.

**STATUES:** Richie Ashburn (Ashburn Alley), Steve Carlton (Left Field Gate), Mike Schmidt (Third Base Gate), Robin Roberts (First Base Gate), 10 feet high, sculpted by Zenos Frudakis; Harry Kalas (Main Concourse behind Section 141, near Miller Lite Liberty Landing), 7.5 feet high, sculpted by Lawrence J. Nowlan.





## CITIZENS BANK PARK FACTS

**SUITES:** 70, all located between the foul poles. The luxurious suites are located directly above field level and afford spectacular views of the action.



**UBER RIDESHARE LOT:** This new area in Lot T (off Pattison Avenue) is designated for pick-ups and drop-offs for all ticketed events at Citizens Bank Park and the Wells Fargo Center.

**VENUE MANAGEMENT:** OVG360

### VETERANS MEMORIAL:

To commemorate the site of Veterans Stadium, the Phillies built a monument as an everlasting memorial to veterans. Located on Pattison Avenue, it includes the American flag along with bronze plaques and flags representing the Army, Marine Corps, Navy, Air Force, Coast Guard and POW/MIA.



## PHILLIE PHANATIC



**HT:** 6-6; **WT:** 300  
**AGE:** Made debut on April 25, 1978  
**BIRTHPLACE:** Galapagos Islands

Named after the team's fanatical fans, the Phillie Phanatic was created by the team's marketing department after the 1977 season. From that humble beginning, the beloved mascot evolved and is celebrated as part of a permanent exhibit in the National Baseball Hall of Fame in Cooperstown, N.Y. Over the years, various national media outlets have ranked the Phanatic as the No. 1 sports mascot.

Often featured on sports highlight shows, in recent years he stepped into prime time with appearances on the NBC television show "30 Rock" and ABC's "The Goldbergs" and "Schooled." He's also visited the sets of NBC's "Today," "Good Morning America," "CBS This Morning," and ESPN's "SportsCenter" and "College GameDay." A frequent flyer, the Phanatic has logged miles to Japan, Australia, Mexico and Europe and most notably journeyed to his homeland of the Galapagos Islands.

Dave Raymond, a graduate of the University of Delaware, was the original performer in costume and spent 16 years entertaining as the Phanatic. The current Phanatic, Tom Burgoyne, began his fanatical career in 1989 as Raymond's backup, later joining the Phillies marketing department in 1990. Over the course of his tenure, Tom has written two Phillies books, 18 children's books and a business/leadership book called *Pheel the Love*. In addition, he's developed a reading program (Phanatic About Reading) that encourages kids to read at least 15 minutes every day. In 2020, Tom was honored with the Richie Ashburn & David Montgomery Special Achievement Award, which is given to a member of the Phillies organization who has demonstrated loyalty, dedication and passion for the game.

Tom is a graduate of St. Joseph's Preparatory School and Drexel University (1988), where he earned a bachelor's degree in marketing. He and his wife Jennifer have three sons, Andrew, Daniel and Matthew.



# CITIZENS BANK PARK GROUND RULES

## DUGOUT AND PHOTOGRAPHERS' AREAS

Ball striking fence or railing in front of dugout and photographers' area and rebounding onto field: **In Play**.

Ball on top step (lip) of dugout: **In Play**.

Ball striking dugout roof: **Out of Play**.

## BACKSTOP AREA

Pitched or thrown ball on ledge of backstop or signage behind home plate: **In Play**.

Ball going into camera area behind home plate: **Out of Play**.

Ball striking guy wires that support backstop: **Out of Play (No longer considered a batted ball in flight)**.

## TARP AREA

Thrown or fair ball that lodges beneath or behind canvas on-field tarp: **Out of Play**.

## OUTFIELD AREA

### Left Field:

Over the fence and in plantings: **Home Run**.

Ball strikes spectator in fair territory: **Home Run**.

### Left Center Field to Center Field:

Ball hits on or to the left of the vertical yellow line: **Home Run**.

Ball hits to the right of the vertical yellow line and rebounds back onto the field: **In Play**.

Ball hits on or to the right of the vertical yellow line and goes over the center field fence without striking the ground: **Home Run**.

### Right Center Field to Right Field:

Ball wedges in chain link fence in front of out-of-town scoreboard: **Two Bases**.

Ball strikes fence or scoreboard and goes over center field fence without striking the ground: **Home Run**.

## QUALIFYING MARKS

**Batting Championship:** Highest batting average and 502 or more plate appearances. However, if there is any player with fewer than the required number of plate appearances whose average would be the highest if he were charged with the required number of official at-bats, then that player shall be awarded the championship.

**Pitching Championship:** Lowest ERA and 162 or more innings pitched.

**Fielding Championship:** Highest fielding average and (a) catcher must have played in at least 81 games; (b) infielder or outfielder must have played in at least 108 games; and (c) pitcher must have 162 innings pitched.

**Rookie:** A player shall be considered a rookie unless, during a previous season or seasons, he has (a) exceeded 130 at-bats or 50 innings pitched in the major leagues; or (b) accumulated more than 45 days on the active roster of a major league club or clubs during the period of the 26-player limit.

**Save:** Credit a pitcher with a save when:

(1) He is the finishing pitcher in a game won by his club;

(2) He is not the winning pitcher, and

(3) He qualifies under one of the following conditions:

(a) He enters the game with a lead of no more than three runs and pitches for at least one inning, or

(b) He enters the game with the potential tying run either on base, at bat or on deck, or

(c) He pitches effectively for at least three innings.

No more than one save may be credited in each game.

**Consecutive-Game Hitting Streak:** A consecutive-game hitting streak shall not be terminated if all the player's plate appearances result in a walk, hit batsman, defensive interference or a sacrifice bunt. The streak shall terminate if the player has a sacrifice fly and no hit.

**Consecutive-Game Playing Streak:** A consecutive-game playing streak shall extend if the player plays one half-inning on defense, or if he completes a time at bat by reaching base or being put out. A pinch-running appearance only shall not extend the streak. If a player is ejected from a game by an umpire before he can comply with the requirements of this rule, his streak shall continue.

## RULES OF INTEREST

**DOCTORED BAT:** If a filled or “doctored” bat is used, the player is to be called out and ejected from the game and is subject to additional penalties. Any balls hit by an illegal bat do not count. If the umpire sees the illegal bat before it is used, he issues a warning, but there is no penalty.

**EXTRA INNINGS:** If the score is tied after nine innings, and for each extra inning of those games, the team batting will begin the inning with a runner on second base. The runner on second base at the start of each half-inning has to be the player (or substitute for such player) in the batting order immediately preceding that half-inning’s leadoff hitter.

**INFIELD POSITIONING:** Infielders must be positioned on either side of second base when the pitch is released. All four infielders must have both feet within the infield when the pitcher is on the rubber.

**MINIMUM NUMBER OF BATTERS FOR PITCHERS:** An amendment to Rule 5.10(g) requires that starting pitchers and relief pitchers must pitch to either a minimum of three batters or the end of a half-inning (with exceptions for incapacitating injury or illness).

**NIGHT GAME:** Any game scheduled to start after 5 p.m. will be considered a night game. If a game is scheduled to start at 5 p.m. and is delayed for any reason it will be considered a day game. If a game is scheduled to start at 5:01 p.m. it will be considered a night game. Twi-night doubleheaders shall be considered two night games.

**PINCH-HITTERS:** A player shall be considered a pinch-hitter only if he enters the game as a substitute batter and only on his first time at bat, which must be before he becomes a fielder. If the team bats around and a pinch-hitter comes up a second time in the inning in which he first appeared, he will not be considered a pinch-hitter during that second time up.

**PITCH TIMER:** The timer will be set at 15 seconds when bases are empty and 20 seconds with runner(s) on base. Hitters will receive one timeout per plate appearance and the pitcher can step off the rubber twice.

**ROSTER LIMITS:** The active roster limit from Opening Day through Aug. 31 and in postseason games is 26 (max. 13 pitchers), with a 27th player allowed for doubleheaders. From Sept. 1 through the end of the season, all clubs must carry 28 players on the active roster (max. 14 pitchers).

**SUSPENDED GAME RULE:** For the purpose of this rule, all performances in the completion of a suspended game shall be considered as occurring on the original date of the game. A game terminated by curfew or by a prearranged time limit is a suspended game if it has progressed to be an official game (4 ½ or 5 innings). A game terminated by light failure or malfunction of a mechanical field device under control of the home club is a suspended game anytime after it begins. Rule 4.11 (d)... A called game ends at the moment the umpire terminates play. **EXCEPTION:** If the game is called while an inning is in progress and before it is completed, the game becomes a suspended game in each of the following situations:

–The visiting team has scored one or more runs to tie the score and the home team has not scored.

–The visiting team has scored one or more runs to take the lead and the home team has not tied the score or retaken the lead.

Suspended games shall be resumed at the exact point of suspension immediately preceding the next scheduled, single game between the two clubs at the same site.

Any legal game called due to weather with the score tied is a tie game and must be replayed in its entirety.

**WAIVER AND DRAFT PRICES:** The waiver price is \$20,000 and the Major League Draft price is \$50,000.

**YEAR OF SERVICE:** 172 days constitute a full major league year of service.

### RAIN RULES

Prior to the start of a game, the right to play is vested in the home club. Once lineup cards have been exchanged, the Umpire-In-Chief shall have the sole authority to determine whether and when play shall be halted and whether and when play shall resume. He shall not call the game until at least 30 minutes after he has suspended play. He may continue the suspension as long as he believes there is any chance to resume play. The Crew Chief shall at all times try to complete a game. His authority to resume play following one or more suspensions of as much as 30 minutes each shall be absolute and he shall terminate a game only when there appears to be no possibility for completing it.

For series that begin on or after September 1, during the final series of the season between two clubs in the home ballpark of each club – even if the game has not yet begun – MLB’s Executive VP of Baseball Operations (or his designee) shall be the sole authority as to whether or not a game shall be started because of unsuitable weather or the unfit condition of the playing field.

### HOW TO FIGURE

**Batting Average:** Divide at-bats into hits.

**ERA:** Multiply earned runs by nine and divide the total by innings pitched.

**Slugging Percentage:** Divide total bases by the total times at bat (not including walks, sacrifices, hit by pitcher or interference).

**On-Base Percentage:** Divide the on-base total (hits, walks, hit by pitcher, and interference) by total plate appearances (at-bats, walks, hit by pitcher and sacrifices).

**Fielding Percentage:** Divide the total putouts and assists by total chances (putouts, assists and errors).

**Winning Percentage:** Divide the number of games won by the total games played.

**Magic Number:** Determine the number of games yet to be played, add one, then subtract the number of games ahead in the loss column of the standings from the closest opponent.

## SPRING TRAINING INFORMATION

### BAYCARE BALLPARK

*"If there is a gold standard among Grapefruit League ballparks, it is Clearwater's BayCare Ballpark (formerly Spectrum Field). It is the standard by which older ballparks are evaluated and new ballparks are planned. It's not the biggest or the most historic, but on virtually every level it's the nicest, and it works very well on a functional level: you never, ever feel crushed or crowded, even when you're queuing up for parking or an entrance to the ballpark. We really can't think of a better time at a spring training game than to spend the afternoon at BayCare Ballpark." – springtrainingonline.com*

Fans certainly have enjoyed spending the afternoon at BayCare Ballpark since it first opened in 2004. As the Phillies entered their 20th spring at their Clearwater home, total attendance stood at 2,185,383.

Of that total, 113,037 were there in the first year, easily breaking the spring record (94,811 in 1994) at Jack Russell Memorial Stadium, where the Phillies trained starting in 1955. Attendance for the first year there was a meager 16,832.

The Phillies first moved to Clearwater in 1947, replacing the Cleveland franchise, which moved to Tucson, Ariz. Athletic Field, with a seating capacity of 3,000, was their first home. The previous spring, the Phillies trained in Miami Beach, Fla. Because of World War II travel restrictions, the Phillies trained close to home in 1943 (Hershey, Pa.) and 1944-45 (Wilmington, Del.).

Only the Detroit Tigers have been in a Florida location longer, holding camp in Lakeland since 1934. The Tigers defeated the Phillies, 13-1, in their first Clearwater game, March 11, 1947, before a paid crowd of 1,766 and lost the first game at Jack Russell Stadium, 4-2, on March 10, 1955, before 4,209 fans.

In 2004, the Phillies also opened a new home in Philadelphia, Citizens Bank Park. No other club ever unveiled two ballparks in the same year.

### FIRST GAME AT BAYCARE BALLPARK

|                       |                                       |
|-----------------------|---------------------------------------|
| <b>Date:</b>          | March 4, 2004                         |
| <b>Score:</b>         | Phillies 5, Yankees 1                 |
| <b>Attendance:</b>    | 8,205                                 |
| <b>First batter:</b>  | CF Kenny Lofton                       |
| <b>First pitcher:</b> | RHP Vicente Padilla                   |
| <b>First hit:</b>     | CF Marlon Byrd<br>(1st-inning single) |



### PHILLIES SPRING TRAINING SITES

|           |                  |         |                    |         |                   |
|-----------|------------------|---------|--------------------|---------|-------------------|
| 1883-85   | Philadelphia, PA | 1902    | Washington, NC     | 1921    | Gainesville, FL   |
| 1886      | Charleston, SC   | 1903    | Richmond, VA       | 1922-24 | Leesburg, FL      |
| 1887      | Savannah, GA     | 1904    | Savannah, GA       | 1925-27 | Bradenton, FL     |
| 1888      | Cape May, NJ     | 1905    | Augusta, GA        | 1928-37 | Winter Haven, FL  |
| 1889-90   | Jacksonville, FL | 1906-08 | Savannah, GA       | 1938    | Biloxi, MS        |
| 1891      | Cape May, NJ     | 1909-10 | Southern Pines, NC | 1939    | New Braunfels, TX |
| 1892      | Gainesville, FL  | 1911    | Birmingham, AL     | 1940-42 | Miami Beach, FL   |
| 1893-94   | Philadelphia, PA | 1912    | Hot Spring, AR     | 1943    | Hershey, PA       |
| 1895-96   | Hampton, VA      | 1913    | Southern Pines, NC | 1944-45 | Wilmington, DE    |
| 1897      | Augusta, GA      | 1914    | Wilmington, NC     | 1946    | Miami Beach, FL   |
| 1898      | Cape May, NJ     | 1915-18 | St. Petersburg, FL | 1947-   | Clearwater, FL    |
| 1899-1900 | Charlotte, NC    | 1919    | Charlotte, NC      |         |                   |
| 1901      | Philadelphia, PA | 1920    | Birmingham, AL     |         |                   |

## SPRING TRAINING INFORMATION

### BAYCARE BALLPARK

**Street Address:** 601 N. Old Coachman Road  
Clearwater, FL 33765

**Telephone:** (727) GO-PHILS

**Fax:** (727) 461-7768

**Seating Capacity:** 8,272



### MINOR LEAGUE CAMP

**Site:** Paul Owens Training Facility  
at Carpenter Complex

**Street Address:** 651 N. Old Coachman Road, Clearwater, FL 33765

**Telephone:** (727) GO-PHILS

**Fax:** (727) 726-1793

### 2023 PHILLIES SPRING TRAINING SCHEDULE

| Day       | Date        | Opponent       | Site            | Broadcast | Time       |
|-----------|-------------|----------------|-----------------|-----------|------------|
| Saturday  | February 25 | Yankees        | CLEARWATER      | N/W       | 1:05 p.m.  |
|           |             | Tigers         | Lakeland        |           | 1:05 p.m.  |
| Sunday    | February 26 | Twins          | CLEARWATER      | N/W       | 1:05 p.m.  |
| Monday    | February 27 | Pirates        | Bradenton       | M         | 1:05 p.m.  |
| Tuesday   | February 28 | Blue Jays (ss) | CLEARWATER      | N+        | 1:05 p.m.  |
| Wednesday | March 1     | Twins          | Fort Myers      | M         | 1:05 p.m.  |
| Thursday  | March 2     | Red Sox        | Fort Myers      | E         | 12:05 p.m. |
| Friday    | March 3     | Tigers         | CLEARWATER      | N+        | 1:05 p.m.  |
| Saturday  | March 4     | Pirates        | CLEARWATER      | N/W       | 1:05 p.m.  |
| Sunday    | March 5     | Blue Jays      | Dunedin         | W         | 1:07 p.m.  |
| Monday    | March 6     | Orioles        | Sarasota        | M         | 1:05 p.m.  |
| Tuesday   | March 7     | Rays           | CLEARWATER      |           | 1:05 p.m.  |
| Wednesday | March 8     | OFF            |                 |           |            |
| Thursday  | March 9     | Orioles        | CLEARWATER      | N+        | 1:05 p.m.  |
| Friday    | March 10    | Pirates        | CLEARWATER      | N+        | 1:05 p.m.  |
| Saturday  | March 11    | Yankees        | Tampa           | W         | 1:05 p.m.  |
| Sunday    | March 12    | Blue Jays      | CLEARWATER      | W         | 1:05 p.m.  |
| Monday    | March 13    | OFF            |                 |           |            |
| Tuesday   | March 14    | Braves         | CLEARWATER      | N+        | 1:05 p.m.  |
| Wednesday | March 15    | Yankees        | Tampa           | M         | 1:05 p.m.  |
| Thursday  | March 16    | Tigers         | Lakeland        | W         | 6:05 p.m.  |
| Friday    | March 17    | Blue Jays (ss) | CLEARWATER      | N+        | 1:05 p.m.  |
|           |             | Blue Jays (ss) | Dunedin         |           | 1:07 p.m.  |
| Saturday  | March 18    | Braves         | North Port      | W         | 6:05 p.m.  |
| Sunday    | March 19    | Red Sox        | CLEARWATER      | N/W       | 1:05 p.m.  |
| Monday    | March 20    | Orioles        | CLEARWATER      | N+        | 1:05 p.m.  |
| Tuesday   | March 21    | Pirates        | Bradenton       | M         | 1:05 p.m.  |
| Wednesday | March 22    | Rays           | Tropicana Field | M         | 1:05 p.m.  |
| Thursday  | March 23    | Tigers         | CLEARWATER      | N+        | 1:05 p.m.  |
| Friday    | March 24    | Blue Jays      | Dunedin         | W         | 6:07 p.m.  |
| Saturday  | March 25    | Yankees        | CLEARWATER      | N+/W      | 1:05 p.m.  |
| Sunday    | March 26    | Orioles        | Sarasota        | W         | 1:05 p.m.  |
| Monday    | March 27    | Blue Jays      | Dunedin         | M         | 1:07 p.m.  |
| Tuesday   | March 28    | Blue Jays      | CLEARWATER      |           | 12:05 p.m. |

N – NBCSP; N+ – NBCSP+; M – MLB.com; W – WIP 94.1 FM; E – ESPN



# 2023 SCHEDULE & PROMOTIONS



## CONTACT INFORMATION

Individual Tickets and Information:  
215-463-1000

Season & Group Sales:  
215-463-5000

Special Events  
(Non-game day events):  
215-218-5100

New Era Phillies  
Team Store:  
267-570-2333

[phillies.com](http://phillies.com)

Follow @phillies on Twitter  
Like the Phillies on Facebook  
Follow @phillies on Instagram  
Add the Phillies on Snapchat  
Follow @phillies on TikTok

| SUN                | MON                | TUES              | WED               | THUR              | FRI               | SAT               |
|--------------------|--------------------|-------------------|-------------------|-------------------|-------------------|-------------------|
| 26                 | 27                 | 28                | 29                | 30<br>TEX<br>4:05 | 31                | 1<br>TEX<br>4:05  |
| 2<br>TEX<br>7:08   | 3<br>NY<br>7:05    | 4<br>NY<br>7:05   | 5<br>NY<br>1:05   | 6<br>CIN<br>3:05  | 7                 | 8<br>CIN<br>4:05  |
| 9<br>CIN<br>1:05   | 10<br>MIA<br>6:40  | 11<br>MIA<br>6:40 | 12<br>MIA<br>4:05 | 13<br>CIN<br>6:40 | 14<br>CIN<br>6:40 | 15<br>CIN<br>4:10 |
| 16<br>CIN<br>1:40  | 17<br>CWS<br>7:10  | 18<br>CWS<br>7:10 | 19<br>CWS<br>2:10 | 20<br>COL<br>6:40 | 21<br>COL<br>7:05 | 22<br>COL<br>4:05 |
| 23<br>COL<br>12:05 | 24                 | 25<br>SEA<br>6:40 | 26<br>SEA<br>6:40 | 27<br>SEA<br>1:05 | 28<br>HOU<br>8:10 | 29<br>HOU<br>5:10 |
| 30<br>HOU<br>7:08  | <b>MARCH/APRIL</b> |                   |                   |                   |                   |                   |

| SUN               | MON               | TUES              | WED               | THUR              | FRI               | SAT               |
|-------------------|-------------------|-------------------|-------------------|-------------------|-------------------|-------------------|
|                   | 1<br>LAD<br>10:10 | 2<br>LAD<br>10:10 | 3<br>LAD<br>4:10  | 4                 | 5<br>BOS<br>7:05  | 6<br>BOS<br>7:15  |
| 10<br>BOS<br>1:35 | 8                 | 11<br>TOR<br>6:40 | 10<br>TOR<br>4:05 | 11                | 12<br>COL<br>8:40 | 13<br>COL<br>8:10 |
| 14<br>COL<br>3:10 | 15<br>SF<br>9:45  | 16<br>SF<br>9:45  | 17<br>SF<br>3:45  | 18                | 19<br>CHI<br>7:05 | 20<br>CHI<br>4:05 |
| 21<br>CHI<br>1:35 | 22<br>ARI<br>6:40 | 23<br>ARI<br>6:40 | 24<br>ARI<br>1:05 | 25<br>ATL<br>7:20 | 26<br>ATL<br>7:20 | 27<br>ATL<br>4:10 |
| 28<br>ATL<br>7:08 | 29                | 30<br>NYM<br>7:10 | 31<br>NYM<br>7:10 | <b>MAY</b>        |                   |                   |

| SUN               | MON               | TUES              | WED               | THUR              | FRI               | SAT               |
|-------------------|-------------------|-------------------|-------------------|-------------------|-------------------|-------------------|
|                   |                   |                   |                   | 1<br>NYM<br>1:10  | 2<br>WSH<br>7:05  | 3<br>WSH<br>4:05  |
| 4<br>WSH<br>1:35  | 5<br>DET<br>6:40  | 6<br>DET<br>6:40  | 7<br>DET<br>6:05  | 8                 | 9<br>LAD<br>7:05  | 10<br>LAD<br>4:05 |
| 11<br>LAD<br>1:35 | 12<br>ARI<br>9:40 | 13<br>ARI<br>9:40 | 14<br>ARI<br>9:40 | 15<br>ARI<br>3:40 | 16<br>OAK<br>9:40 | 17<br>OAK<br>4:07 |
| 18<br>OAK<br>4:07 | 19                | 20<br>ATL<br>6:40 | 21<br>ATL<br>6:40 | 22<br>ATL<br>1:05 | 23<br>NYM<br>7:05 | 24<br>NYM<br>4:05 |
| 25<br>NYM<br>1:35 | 26                | 27<br>CHI<br>8:05 | 28<br>CHI<br>8:05 | 29<br>CHI<br>8:05 | 30<br>WSH<br>6:05 |                   |

Home Games W|W|E|S|P|A Partial Season Plans Sunday Plan  
 Group Dates: ● Super Phanatic Value Dates ● Buy One Get One Dates (BOGO)  
 Broadcast Key: ● NBCSP; ● NBCSP+; ● NBCSP+; ● E- ESPN; ● F- FOX;  
● A- AppleTV+; ● P- Peacock  
 All games carried by SportsRadio WIP 94.1 FM.

| SUN               | MON               | TUES              | WED                | THUR               | FRI               | SAT               |
|-------------------|-------------------|-------------------|--------------------|--------------------|-------------------|-------------------|
| <b>JULY</b>       |                   |                   |                    |                    |                   |                   |
| 20<br>WSH<br>1:35 | 3                 | 4<br>TB<br>4:10   | 5<br>TB<br>6:40    | 6<br>TB<br>6:40    | 7<br>MIA<br>6:40  | 8<br>MIA<br>4:10  |
| 9<br>MIA<br>1:40  | 10                | 11<br>ASG         | 12                 | 13                 | 14<br>SD<br>6:05  | 15<br>SD<br>7:05  |
| 16<br>SD<br>1:35  | 17                | 18<br>MIL<br>6:40 | 19<br>MIL<br>12:35 | 20<br>MIL<br>12:35 | 21<br>CLE<br>7:10 | 22<br>CLE<br>7:10 |
| 23<br>CLE<br>1:40 | 24<br>BAL<br>6:40 | 25<br>BAL<br>6:40 | 26<br>BAL<br>6:05  | 27                 | 28<br>PIT<br>7:05 | 29<br>PIT<br>7:05 |
| 30<br>PIT<br>1:35 | 31<br>MIA<br>6:40 |                   |                    |                    |                   |                   |

| SUN                    | MON               | TUES              | WED               | THUR              | FRI               | SAT               |
|------------------------|-------------------|-------------------|-------------------|-------------------|-------------------|-------------------|
|                        | 1<br>MIA<br>6:40  | 2<br>MIA<br>6:40  | 3<br>MIA<br>12:10 | 4<br>KC<br>7:05   | 5<br>KC<br>6:05   | 6<br>KC<br>6:05   |
| 25<br>KC<br>1:35       | 7<br>WSH<br>6:40  | 8<br>WSH<br>6:40  | 9<br>WSH<br>6:40  | 10<br>WSH<br>6:40 | 11<br>MIN<br>7:05 | 12<br>MIN<br>6:05 |
| 27<br>MIN<br>1:35      | 14                | 15<br>TOR<br>7:07 | 16<br>TOR<br>7:07 | 17                | 18<br>WSH<br>7:05 | 19<br>WSH<br>4:05 |
| 20<br>E<br>WSH<br>7:10 | 21<br>SF<br>6:40  | 22<br>SF<br>6:40  | 23<br>SF<br>4:05  | 24                | 25<br>STL<br>7:05 | 26<br>STL<br>7:15 |
| 29<br>STL<br>1:35      | 28<br>LAA<br>6:40 | 30<br>LAA<br>1:05 | 31                |                   |                   |                   |

| SUN                     | MON               | TUES              | WED                | THUR              | FRI               | SAT               |
|-------------------------|-------------------|-------------------|--------------------|-------------------|-------------------|-------------------|
| <b>SEPTEMBER</b>        |                   |                   |                    |                   |                   |                   |
| 3<br>MIL<br>1:05        | 4<br>SD<br>6:40   | 5<br>SD<br>9:40   | 6<br>SD<br>4:10    | 7                 | 8<br>MIA<br>7:05  | 9<br>MIA<br>6:05  |
| 10<br>MIA<br>1:05       | 11                | 12<br>ATL<br>6:40 | 13<br>ATL<br>6:40  | 14<br>ATL<br>4:05 | 15<br>STL<br>8:15 | 16<br>STL<br>7:15 |
| 17<br>STL<br>2:15       | 18<br>ATL<br>7:20 | 19<br>ATL<br>7:20 | 20<br>ATL<br>12:20 | 21<br>NYM<br>7:05 | 22<br>NYM<br>7:05 | 23<br>NYM<br>4:05 |
| 34<br>24<br>NYM<br>1:05 | 25                | 26<br>PIT<br>6:40 | 27<br>PIT<br>6:05  | 28<br>PIT<br>6:05 | 29<br>NYM<br>7:10 | 30<br>NYM<br>7:10 |

| SUN              | MON | TUES | WED | THUR | FRI              | SAT              |
|------------------|-----|------|-----|------|------------------|------------------|
| <b>OCTOBER</b>   |     |      |     |      |                  |                  |
| 1<br>MIA<br>3:10 |     |      |     |      | 1<br>MIL<br>8:10 | 2<br>MIL<br>7:15 |

## PROMOTIONS

- Opening Day presented by Nemours Children's Health/ 2022 National League Champions Pennant ♦ (4/6)
  - McDonald's Opening Night/2022 National League Champions T-Shirt ★ (4/8)
  - 2022 National League Champions Ring Ceremony ♦ (4/9)
  - Hatfield Phillies Franks Dollar Dog Night ♦ (4/11)
  - Jackie Robinson Salute ♦ (4/20)
  - Cavity Busters Kids Opening Day/Knit Hat ❖ (4/22)
  - Citizens Phanatic Birthday/Phanatic T-Shirt ❖ (4/23)
  - Hatfield Phillies Franks Dollar Dog Night ♦ (4/25)
  - Independence Blue Cross Senior Stroll the Bases ● (4/27)
  - Herr's Mother's Appreciation Day/Ladies Crossbody Bag ▼ (5/7)
  - Hatfield Phillies Franks Dollar Dog Night ♦ (5/9)
  - Phanatic About Reading Day presented by Xfinity/ Phanatic Children's Book ❖ (5/21)
  - Citizens Weather Education Day presented by NBC10 First Alert Weather ✨ (5/24)
  - Johnson Controls Dick Allen Bobble Figurine ★ (6/9)
  - AJR Postgame Concert presented by Jim Beam ♦ (6/10)
  - Chevrolet Father's Appreciation Day/Men's Hat ▲ (6/11)
  - Nemours Children's Health Kids Run the Bases ❖ (6/22)
  - Xfinity Fireworks Show #1 ♦ (6/30)
  - Diesel aka Shaquille O'Neal Postgame Concert/Phillies Postgame Concerts presented by Jim Beam ♦ (7/1)
  - PJP Alec Bohm Cooling Headband ❖ (7/2)
  - Xfinity Fireworks Show #2 ♦ (7/14)
  - Nemours Children's Health Kids Run the Bases ❖ (7/20)
  - MLB Network Cap ❖ (7/26)
  - Sustainable Phillies Cap presented by PGW ♦ (8/4)
  - Kyle Schwarber Replica Jersey presented by CP Rankin Roofing Experts ❖ (8/6)
  - Toyota Phillies Wall of Fame Night ♦ (8/12)
  - Toyota Phillies Alumni Day ♦ (8/13)
  - IBEW Local 98 Trea Turner T-Shirt ❖ (8/26)
  - Philadelphia Water Ice Bryce Harper Funko Premium Vinyl Figure ❖ (8/27)
  - Goya Latino Family Celebration ♦ (8/29)
  - Nemours Children's Health Childhood Cancer Awareness Night ♦ (9/9)
  - GIANT Family Day ❖ (9/10)
  - Independence Blue Cross Senior Stroll the Bases ● (9/14)
  - Fan Appreciation Day ♦ (9/24)
- ♦ All fans
  - ★ Fans 15 and over
  - ❖ Children 14 and under
  - ▲ Men 15 and over
  - ▼ Women 15 and over
  - Fans 55 and over
  - ✨ Must register through Theme Nights Page on phillies.com
- Red-Giveaways Blue-Promotions  
Schedule, promotions subject to change.





# RALLY, RING, REPEAT.

*A simple guide  
to true phandom.*

 **Citizens**™  
Official Bank of the *Phillies*